2026 Semiannual Groundwater Monitoring and Corrective Action Report

Plant Yates AP-3, A, B, B’, and R6 CCR Landfill
Newnan, Georgia

August 31, 2026

2026 Seminnual Groundwater Monitoring and Corrective Action Report

Plant Yates – AP-3, A, B, B', and R6 CCR Landfill
Newnan, Georgia

August 31, 2026

Prepared By:
Arcadis U.S., Inc.
2839 Paces Ferry Road, Suite 1000
Atlanta
Georgia 30339
Phone: 770 431 8666
Fax: 770 435 2666

Prepared For:
Georgia Power Company
Newnan, Georgia
Coweta County

Alexandra Simpson
Senior Geologist

Geoff Gay, PE
Technical Expert (Eng), Vice President

Summary

This summary of the 2026 Semiannual Monitoring and Corrective Action Report provides the status of the groundwater monitoring and corrective action program from January through June at Georgia Power Company's (Georgia Power's) Plant Yates Ash Ponds (AP) AP-3, A, B, B', and the R6 Landfill (the site). This summary was prepared by Arcadis U.S., Inc. (Arcadis) on behalf of Georgia Power to meet the requirements listed in Part A, Section 6[1] of the United States Environmental Protection Agency (USEPA) Coal Combustion Residual (CCR) Rule (40 Code of Federal Regulations [CFR] 257 Subpart D).

Plant Yates is located at 708 Dyer Road, approximately 8 miles northwest of Newnan and 13 miles southeast of Carrollton in Coweta County, Georgia. Plant Yates originally operated seven coal-fired steam-generating units. Five of the units were retired in 2015 and two units were converted from coal to natural gas. CCR material resulting from power generation has historically been transferred and stored at the site. The site is located on the southwestern portion of the Plant Yates property.

Plant Yates and the site

Groundwater at the site is monitored using a comprehensive multi-unit monitoring system of wells installed to meet federal and state monitoring requirements. Routine sampling and reporting began in 2017 after the completion of eight background sampling events. Based on groundwater conditions at the site, an assessment monitoring program was established on January 14, 2018 at AP-3, B, and B'; in September 2019 for AP-A; and on November 13, 2019 for the R6 Landfill. An assessment of corrective measures (ACM) was initiated on February 12, 2019 for the AP-3, B, and B' units. AP-A was added to the ACM on June 12, 2019, and the R6 CCR Landfill was incorporated on January 31, 2020. During the January to June 2026 reporting period, the site remained in assessment monitoring following the August 31, 2022 submittal of the Draft Remedy Selection Report to GAEPD.

During the first half of 2026, Arcadis conducted a semiannual groundwater sampling event in February. Groundwater samples were submitted to Pace Analytical Services, LLC, for analysis. Per the CCR Rule, groundwater results were evaluated in accordance with the certified statistical methods. That evaluation showed statistically significant values of Appendix III[2] and Appendix IV[3] parameters[4] in the wells identified in the following table.

[1] 80 Federal Register (FR) 21468, Apr. 17, 2015, as amended at 81 FR 51807, Aug. 5, 2016; 83 FR 36452, July 30, 2018; and 85 FR 53561, Aug. 28, 2020
[2] Boron, calcium, chloride, fluoride, pH, sulfate, and total dissolved solids (TDS).
[3] Antimony, arsenic, barium, beryllium, cadmium, chromium, cobalt, fluoride, lead, lithium, mercury, molybdenum, selenium, thallium, and radium 226 + 228
[4] A statistically significant level SSL-related constituent is determined by comparing the confidence intervals developed to either the constituent's MCL, if available, the USEPA RSL, if no MCL is available, or the calculated background interwell prediction limit.

Appendix III Parameter	February 2026
Boron	YGWC-23S, YGWC-36A, YGWC-38, YGWC-41, YGWC-42, YGWC-43, YGWC-50
Calcium	YGWC-36A, YGWC-42, YGWC-50
Sulfate	YGWC-36A, YGWC-42, YGWC-43, YGWC-50
Total Dissolved Solids	YGWC-36A, YGWC-42, YGWC-43, YGWC-50
Appendix IV Parameter	February 2026
Cadmium	YGWC-50
Lithium	YGWC-42, YAMW-3
Selenium	PZ-37, YAMW-5

The selenium SSLs at YAMW-5 and PZ-37 are horizontally delineated by downgradient wells YGWC-23S, and YGWC-36A and YGWC_50, respectively. YAMW-5 and PZ-37 are vertically delineated by PZ-52D. The SSL for lithium at YGWC-42 is horizontally delineated by PZ-55 and vertically delineated by PZ-54D. An SSL for cadmium was identified at YGWC-50 following the eighth quarterly sampling event in May 2025.

Based on review of the Appendix III and Appendix IV statistical results for the groundwater monitoring and corrective action program during the first half of the 2026 reporting period, the site will continue in assessment monitoring. A Draft Remedy Selection Report, which summarizes the evaluation and proposed selection of a corrective measure, or measures, was initially submitted to GAEPD on August 31, 2022 (Arcadis 2022). GAEPD provided comments on the Draft Remedy Selection Report on February 14, 2023. A revised Draft Remedy Selection Report addressing cobalt, lithium, and selenium SSLs was submitted to GAEPD on September 30, 2024 (Arcadis 2024a). Georgia Power submitted an Applicability of Remedy Selected for AP-3, A, B, B' (AMA) and R6 CCR Landfill to Cadmium at YGWC-50 letter to GAEPD on November 11, 2025 describing that conditions at YGWC-50 are consistent with the conceptual site model outlined in the Draft Remedy Selection Report and that the proposed remedy of MNA is applicable. Georgia Power will continue to monitor constituent trends and further evaluate for the need for horizontal and vertical delineation for cadmium in the vicinity of YGWC-50. Similarly, the proposed MNA remedy in the Draft Remedy Selection Report for selenium at PZ-37 is also applicable to the selenium SSL at YAMW-5, which is upgradient of PZ-37. A certification report confirming the conditions are consistent with the conceptual site model and proposed remedy will be submitted to the GAEPD under separate cover.

Georgia Power will continue routine groundwater monitoring and reporting for the site. Reports will be posted to the website and provided to the Georgia Environmental Protection Division (GAEPD) semiannually.

Contents

Acronyms and Abbreviations v
Professional Certification vi
1 Introduction 1
1.1 Background 1
1.2 Regional Geology and Hydrogeologic Setting 1
1.3 Groundwater Monitoring Well Network and CCR Unit Description 2
2 Groundwater Monitoring 3
2.1 Monitoring Well Maintenance 3
2.2 Assessment Monitoring 3
2.3 Additional Groundwater Evaluations 4
2.4 Assessment of Corrective Measures 4
3 Sampling Methodology and Analysis 5
3.1 Groundwater Flow Direction, Gradient, and Velocity 5
3.2 Groundwater Sampling 6
3.3 Laboratory Analyses 6
3.4 Data Quality Assurance/Quality Control and Validation 6
4 Statistical Analysis 7
4.1 Statistical Methods 7
4.1.1 Appendix III Statistical Methods 7
4.1.2 Assessment Monitoring Statistical Methods 8
4.2 Statistical Analysis Results 9
4.2.1 Appendix III Monitoring Constituents 9
4.2.2 Appendix IV Assessment Monitoring Constituents 9
5 Monitoring Program Status 10
5.1 Assessment Monitoring Status 10
5.2 Remedy Selection Status 10
6 Conclusions and Recommendations 11
7 References 11

Tables

Table 1. Monitoring Network Well Summary

Table 2. Groundwater Sampling Plan

Table 3. Summary of Groundwater Elevations – February 2026

Table 4. Groundwater Flow Velocity Calculations – February 2026

Table 5. Summary of Groundwater Monitoring Parameters

Table 6a. Groundwater Analytical Data – February 2026

Table 6b. Upgradient Groundwater Analytical Data – February 2026

Table 7. Background Levels and Groundwater Protection Standards

Figures

Figure 1. Site Location Map

Figure 2. Plant Yates CCR Removal Areas

Figure 3. Well Location Map

Figure 4. Sitewide Groundwater Elevation Map – February 2026

Figure 5. Groundwater Elevation Map – February 2026

Figure 6. Selenium, Lithium, and Cadmium Isoconcentration Map – February 2026

Appendices

A Field Sampling and Well Inspection Forms

B Analytical Laboratory Data and Validation Reports

C Statistical Analysis

Acronyms and Abbreviations

ACC	Atlantic Coast Consulting, Inc.
ACM	Assessment of Corrective Measures
AP	Plant Yates Ash Pond
Arcadis	Arcadis U.S., Inc.
CCR	Coal Combustion Residuals
CCR units	the combined monitoring systems of AP-3, A, B, and B' and the R6 Landfill
CFR	Code of Federal Regulations
GAEPD	Georgia Environmental Protection Division
Georgia Power	Georgia Power Company
GWPS	Groundwater Protection Standard
MCL	maximum contaminant level
MDL	method detection limit
mg/L	milligrams per liter
QA/QC	quality assurance/quality control
SSI	statistically significant increase
SSL	statistically significant level
USEPA	United States Environmental Protection Agency

Professional Certification

This 2026 Semiannual Groundwater Monitoring and Corrective Action Report, Plant Yates AP-3, A, B, B', and R6 CCR Landfill has been prepared in compliance with the United States Environmental Protection Agency Coal Combustion Residual Rule (40 Code of Federal Regulations [CFR] 257 Subpart D), specifically § 257.90(e), and the Georgia Environmental Protection Division Rules for Solid Waste Management 391-3-4-.10 by a qualified groundwater scientist or engineer with Arcadis, U.S., Inc. I hereby certify that I am a qualified groundwater scientist, in accordance with the Georgia Rules of Solid Waste Management 391-3-4.01.

Arcadis U.S., Inc.

08.31.2026

Geoffrey Gay, P.E.
Technical Expert (Eng), Vice President
Georgia Registration No. PE 27801

Date

1 Introduction

This 2026 Semiannual Groundwater Monitoring and Corrective Action Report describes groundwater monitoring activities conducted at the Georgia Power Company (Georgia Power) Plant Yates Ash Ponds (AP) AP-3, A, B, B', and R6 Landfill (the site) in February 2026. This report was prepared in accordance with the United States Environmental Protection Agency (USEPA) Coal Combustion Residuals (CCR) Rule (40 Code of Federal Regulations [CFR] 257 Subpart D) and the Georgia Environmental Protection Division (GAEPD) Rules for Solid Waste Management 391-3-4-.10. Groundwater monitoring requirements for the site are specified by GAEPD Rule 391-3-4-.10(6)(a), which also incorporates the USEPA CCR Rule. For ease of reference, the USEPA CCR Rule is cited within this report.

This report presents the results of the February 2026 semiannual monitoring event for Appendix III and Appendix IV parameters of 40 CFR 257 and 391-3-4-.10(6)(c), as well as activities completed through June 2026 in accordance with Rule 391-3-4-.10(6)(c).

1.1 Background

Plant Yates is located at 708 Dyer Road on the east bank of the Chattahoochee River in Coweta County, Georgia, near the Coweta and Carroll County line. The site is approximately 8 miles northwest of the city of Newnan and 13 miles southeast of the city of Carrollton. Plant Yates occupies approximately 2,400 acres. **Figure 1** depicts the site location relative to the surrounding area. Areas where CCR Removal Reports have been submitted to GA EPD are shown in **Figure 2.** Monitoring well and piezometer locations are shown on **Figure 3**.

Two permit application packages were submitted to GAEPD in November 2018: one for AP-3, A, B, and B', and another for the R6 CCR Landfill. Due to the configuration of the units and overall groundwater flow direction, both permits propose combining the monitoring systems of AP-3, A, B, and B' and the R6 Landfill into a single multi-unit monitoring system that meets federal and state monitoring requirements. Although the permit application is still in review, Georgia Power proactively began monitoring the R6 Landfill as part of a combined multi-unit monitoring program. Groundwater monitoring and reporting for the CCR units are performed in accordance with the monitoring requirements presented in §§ 257.90 through 257.95 of the federal CCR Rule and GAEPD Rule 391-3-4-.10(6)(a)-(c).

Assessment monitoring of the groundwater monitoring unit at AP-3, A, B, and B' began according to 40 CFR § 257.95 in January 2018. An Assessment of Corrective Measures (ACM) Report for AP-3, A, B, and B' was submitted in June 2019 per 40 CFR § 257.96. The initial groundwater monitoring report for the R6 CCR Landfill was completed on July 31, 2019 (Atlantic Coast Consulting, Inc. [ACC] 2019). Assessment monitoring for the R6 CCR Landfill was initiated on November 13, 2019.

This 2026 semiannual Groundwater Monitoring and Corrective Action Report includes combined results for assessment monitoring of AP-3, A, B, B' and the R6 CCR Landfill.

1.2 Regional Geology and Hydrogeologic Setting

Plant Yates is located in the Inner Piedmont Physiographic Province of western Georgia, immediately southeast of the Brevard Zone, a regional fault zone that separates the Piedmont from the Blue Ridge. Rock units at Plant

Yates are primarily interlayered gneiss and schists. The rocks in the area have been subjected to extensive metamorphism, deformation, and igneous intrusions. Extensive fracture sets are present in the underlying bedrock. Surface expressions of these fractures are observed on topographic maps and aerial photographs of the Plant Yates area (ACC 2021).

A thin layer of soil from 1 to 2 feet thick overlies a thick layer of saprolite. The saprolite, which extends to typical depths of 20 to 40 feet below ground surface, was formed in-place by the physical and chemical weathering of the underlying metamorphic rocks. The saprolite typically consists of clay- and silt-rich soils that grade to sandier soils with depth. A zone of variable thickness (approximately 5 to 20 feet) of transitionally weathered rock typically exists between the saprolite and competent bedrock. The lithology of the transition zone is highly variable and ranges from medium to coarse unconsolidated material to highly fractured and weathered rock fragments. Localized alluvial soils consisting of generally coarser material (silty-sand, clayey silt, and silty clay with well-rounded gravel and cobbles) that have been observed in saprolite may be related to historical river channel migration.

At Plant Yates, groundwater is typically encountered slightly above the saprolite/weathered rock interface. Groundwater flow in the saprolite zone is through interconnected pores and relict textures and fractures. As the rock becomes increasingly competent with depth, groundwater flow occurs mainly through joints and fractures (i.e., secondary porosity). Recharge to the water-bearing zones in fractured bedrock takes place by seepage through the overlying mantle of soil/saprolite or by direct entrance through openings in outcrops and varies with topography. The water table occurs in the saprolite and in the transitionally weathered zone, at least several feet above the top of rock.

Field hydraulic conductivity tests (i.e., slug tests) have been performed in saprolite and weathered bedrock at multiple locations at the site. The hydraulic conductivity at these locations typically ranges from 10^{-3} to 10^{-4} centimeters per second, based on multiple rising-head and falling-head slug tests (ACC 2019). This indicates a fairly uniform medium across the saprolite and weathered rock horizon. The hydraulic conductivity values from the field tests fall within a range consistent with that of Piedmont overburden (Newell et al. 1990).

1.3 Groundwater Monitoring Well Network and CCR Unit Description

Pursuant to 40 CFR § 257.91, a multi-unit groundwater monitoring system was installed within the uppermost aquifer at the site. The multi-unit monitoring system is designed to monitor groundwater passing the waste boundary of the CCR units within the uppermost aquifer. Wells are located to monitor upgradient and downgradient conditions based on groundwater flow direction. The groundwater monitoring well network is summarized in **Table 1** along with a series of piezometers installed to supplement groundwater elevation measurements. Upgradient monitoring well GWA-2 was abandoned on January 7, 2025 following the termination of the Gypsum Landfill Permit provided in GA EPD's November 25, 2024 letter. The historical data from GWA-2 will continue to be managed as part of the Site's upgradient well dataset.

As is typical of the Piedmont Physiographic Province, there is a degree of connectivity between the saprolite and partially weathered rock units (Harned, D.A., and Daniel, C.C., III 1992). Fractured bedrock may or may not be connected to the overlying units and flow may be controlled by geologic structures present. Based on the site hydrogeology, the monitoring system is designed to monitor groundwater flow in the saprolite, the transition zone, and the upper bedrock. Wells suffixed with an "S" are installed in saprolite; an "I" indicates partially weathered

rock (transition zone), and a "D" indicates upper bedrock. The monitoring well network for the site is depicted on **Figure 3**.

2 Groundwater Monitoring

Pursuant to 40 CFR § 257.90(e), the following describes monitoring-related activities performed during the first half of 2026 and presents the status of the monitoring program. Groundwater sampling was performed in accordance with 40 CFR § 257.93. Samples were collected from each well in the monitoring system shown on **Figure 3**.

The groundwater sampling events conducted by Arcadis U.S., Inc. (Arcadis) in February 2026 at AP-3, A, B, B', and the R6 CCR Landfill are summarized in **Table 2**. Field sampling logs are provided in **Appendix A**. During the February 2026 sampling event, a groundwater sample was attempted from PZ-35; however, the dedicated bladder pump was stuck and could not be raised to connect the controller fittings. Once the pump was dislodged, the well did not yield a turbidity less than 10 nephelometric turbidity units (NTUs) after 3 hours of purging. A downhole camera inspection was performed on March 12, 2026 to inspect for any evidence of damage to the well screen from dislodging the pump. No damage was observed to the screen or joints. The well was redeveloped on March 19, 2026 with a surge block and submersible pump (Proactive Mega-Monsoon). An attempt to sample the well was made on April 9 – April 10 – each time the well was purged for 3 hours and turbidity below 10 NTUs could not be achieved at purge rates as low as 60 mL/min. It is believed that the CCR excavations in the immediate vicinity of PZ-35 may have resulted in modifications to the soil structure and possible grout column sufficient to compromise the ability to obtain a representative groundwater sample with low turbidity. Consequently, a sample from PZ-35 was not collected for analysis during this semiannual period. YGWC-36A and YAMW-1 are screened and located appropriately to provide coverage of this area in the interim.

2.1 Monitoring Well Maintenance

During this reporting period, monitoring well-related activities included the visual inspection of well conditions prior to sampling, recording site conditions, and performing exterior maintenance to provide safe access for sampling. Monitoring wells are inspected semiannually to determine if any repairs or corrective actions are necessary to meet the requirements of the Georgia Water Well Standards Act (O.C.G.A. § 12-5-134(5)(d)(vii)). There were no well maintenance issues during this period that required corrective actions as documented in **Appendix A**.

2.2 Assessment Monitoring

An assessment monitoring program was initiated on January 14, 2018 at AP-3, B, and B' and in September 2019 for AP-A. A notice of assessment monitoring was placed in the operating record on May 15, 2018. AP-A is an inactive surface impoundment subject to the revised requirements of 40 CFR § 257.100 and was added to the multi-unit system on April 17, 2019. Assessment monitoring was initiated at the R6 CCR Landfill following review of the results of the March 2019 monitoring event. The first semiannual assessment monitoring event for the R6 CCR Landfill occurred in October 2019; a notice of assessment monitoring for the R6 CCR Landfill was placed in the operating record on November 13, 2019. AP-3, A, B, B' and the R6 CCR Landfill currently remain in assessment monitoring.

Semiannual assessment monitoring at the site for Appendix III and Appendix IV parameters was conducted in February 2026 pursuant to 40 CFR § 257.95(b) and CFR § 257.95(d). Groundwater sampling activities completed during the reporting period as part of semiannual assessment monitoring are summarized in **Table 2**.

2.3 Additional Groundwater Evaluations

Supplemental groundwater samples were collected from the detection and assessment wells during the February 2026 event and were analyzed for major cations (calcium, magnesium, potassium, and sodium), major anions (chloride, sulfate, and alkalinity [i.e., bicarbonate, carbonate, total]), iron, and manganese. The data were collected in support of evaluating the geochemical composition of groundwater in conjunction with the ACM activities. The laboratory reports associated with the data are provided in **Appendix B**. Sampling and analysis were performed following the procedures outlined in Section 3.

2.4 Assessment of Corrective Measures

Based on assessment monitoring results presented in the 2018 Annual Groundwater and Corrective Action Monitoring Report, a Notice of Assessment of Corrective Measures was placed in the operating record on February 12, 2019 for the AP-3, B, and B' units in accordance with 40 CFR § 257.96. AP-A was added to the multi-unit groundwater monitoring system on April 17, 2019. The Assessment of Corrective Measures Report for AP-3, A, B, and B' was placed in the operating record on June 12, 2019. The first Groundwater Remedy Selection and Design Progress Report was submitted on December 12, 2019 and updated on January 31, 2020 to include the R6 CCR Landfill which was incorporated into the ACM.

A Draft Remedy Selection Report, which summarizes the evaluation and proposed selection of a corrective measure, or measures, was submitted to GAEPD on August 31, 2022 (Arcadis 2022). GAEPD provided comments on February 14, 2023. Bench-scale testing results associated with Alternative Remedy 2: In Situ Injection were submitted on October 31, 2023 as requested by GAEPD. The results demonstrated that selenium can be successfully removed from groundwater using zero valent iron (ZVI) (Arcadis 2023). A revised Draft Remedy Selection Report was submitted to GAEPD on September 30, 2024 addressing cobalt, lithium, and selenium SSLs (Arcadis 2024a).

To address the SSL at the time for cobalt at YAMW-3, potential future SSL for lithium at YAMW-3, and lithium SSL at YGWC-42, horizontal delineation well PZ-55 was installed in December 2023 northwest of YAMW-3**.** A vertical delineation well PZ-54D was installed in January 2024 near YAMW-3 (**Figure 3**). Groundwater concentrations for lithium and cobalt were below the Groundwater Protection Standards (GWPS) in PZ-55 and PZ-54D when sampled in February 2024 and June 2024, respectively. The February 2026 results from PZ-55 and PZ-54D remain below the GWPS.

Downgradient monitoring well YGWC-50 was sampled for the first time in August 2023. Quarterly groundwater sampling has been conducted to establish a statistically relevant dataset with the eighth sample collected in May 2025. An SSL for cadmium was identified based on the statistical analysis discussed in Section 4. A certification report was submitted to GAEPD on November 11, 2025 confirming that the conditions at YGWC-50 are consistent with the conceptual site model detailed in the Draft Remedy Selection Report, and that the conditions are comparable to indicate that the proposed remedy of MNA is also applicable to the SSL for cadmium at YGWC-50. Additional evaluations will be performed to confirm this compatibility during subsequent semiannual groundwater monitoring events.

Similarly, the proposed MNA remedy in the Draft Remedy Selection Report for selenium at PZ-37 is also applicable to the selenium SSL at YAMW-5, which is upgradient of PZ-37. A certification report confirming the conditions are consistent with the conceptual site model and proposed remedy will be submitted to the GAEPD under separate cover.

3 Sampling Methodology and Analysis

Groundwater monitoring methods used at the site are described in the following sections.

3.1 Groundwater Flow Direction, Gradient, and Velocity

Before the February 2026 sampling event, static water levels were recorded from piezometers and wells in the well network at AP-3, A, B, B' and the R6 CCR Landfill. Water levels were collected from the monitoring wells and piezometers as noted in **Table 3**.

Saprolite, transition zone, and shallow bedrock groundwater elevation data were used to prepare potentiometric surface elevation contour maps. A potentiometric surface map for February 2026 representing the sitewide and AP-3, A, B, B' and the R6 CCR Landfill are provided on **Figures 4 and 5**. The groundwater flow direction for the saprolite, transition zone, and shallow bedrock wells is generally toward the west, northeast, and east from the area south of the R6 Landfill ash disposal area, which serves as a topographic high and groundwater recharge area. Groundwater flows west from the eastern portions of the Ash Management Area, AP-3 area, and AP-B' area to the central portion of the site. The groundwater flow direction is consistent with historical patterns and follows the topographic low between the Ash Management Area (AMA) and R6. It is interpreted that variations between saprolite/transition zone wells and deep bedrock wells are attributed to bedrock geologic structural controls and therefore do not reflect the surficial aquifer potentiometric surface. Based on this interpretation, the deep bedrock potentiometric surface was not used for contouring.

The groundwater flow velocity at Plant Yates was calculated using a derivation of Darcy's Law:

$$v = \frac{k\left(\frac{dh}{dl}\right)}{n_e}$$

where:
v = groundwater seepage velocity
k = hydraulic conductivity
dh/dl = hydraulic gradient
n_e = effective porosity

Groundwater flow velocities were calculated for the site based on hydraulic gradients, average hydraulic conductivity based on previous slug test data, and an estimated effective porosity of 0.20 (based on a review of several sources including Driscoll 1986, USEPA 1989, and Freeze and Cherry 1979). The calculated groundwater flow velocity for February 2026 is presented in **Table 4**. The calculated average linear flow velocity for February is 22 feet per year. The calculated groundwater velocity across the site is generally consistent with historical calculations and with expected velocities in the site-specific geology, thereby, confirming the groundwater monitoring network is properly located to monitor the uppermost aquifer.

3.2 Groundwater Sampling

Groundwater samples were collected using low-flow sampling procedures in accordance with 40 CFR § 257.93(a). Monitoring wells were purged and sampled using a dedicated bladder pump until water quality parameters stabilized. For wells sampled with non-dedicated bladder pumps, a bladder pump or peristaltic pump was lowered into the well so that the intake was at the midpoint of the well screen (or as appropriate determined by the water level). All non-disposable equipment was decontaminated before use and between use at well locations.

An AquaTroll 600 (In-Situ® field instrument), or similar multiprobe instrument, was used to monitor and record field water quality parameters during well purging. The stabilization criteria for pH and specific conductivity readings, as noted below, were used to verify stabilization prior to sampling. Turbidity was measured using a portable turbidimeter. Groundwater samples were collected when the following stabilization criteria were met for a minimum of three consecutive readings:

- ± 0.1 standard unit for pH;
- ± 5% for specific conductivity; and
- Less than 5 nephelometric turbidity units for turbidity
- ±10% or ±0.2 mg/L (whichever is greater) for DO where DO >0.5 mg/L. If DO <0.5 mg/L no stabilization criteria apply.

Once stabilization was achieved, samples were collected directly into laboratory-supplied containers with preservative (where applicable). The sample containers were immediately placed on ice in an insulated cooler. The samples were submitted to Pace Analytical Services, LLC following chain-of-custody protocol. Stabilization logs for each well are included in **Appendix A**.

3.3 Laboratory Analyses

Samples were submitted for laboratory analysis from each monitoring well as summarized in **Table 2**. During the February 2026 sampling event, the AP-3, B, B' and R6 CCR Landfill wells were sampled and analyzed for Appendix III parameters as well as for Appendix IV parameters according to 40 CFR § 257.95(b). **Table 5** provides a summary of the constituents monitored during the event. The methods used for groundwater sample analyses are listed in the analytical laboratory reports included in **Appendix B**.

Analytical data from the semiannual sampling conducted in February 2026 for AP-3, B, B' and R6 CCR Landfill and the upgradient wells collected in compliance with the CCR Rule are summarized in **Tables 6a and 6b**. Additional geochemical parameters (i.e., alkalinity, cations) collected during the February sampling event from the assessment wells are also included. Laboratory analyses were performed by Pace Analytical Services, LLC, which is accredited by the National Environmental Laboratory Accreditation Program and maintains this certification for all parameters analyzed for this project. Laboratory reports and chain-of-custody records for the monitoring event are included in **Appendix B**.

3.4 Data Quality Assurance/Quality Control and Validation

During the sampling event, quality assurance/quality control (QA/QC) samples were collected at a rate of one sample per every 10 samples. QA/QC samples included equipment blanks (where non-dedicated equipment was

used), field blanks, and duplicate samples. Groundwater quality data in this report were validated in accordance with USEPA guidance (USEPA 2011) and analytical methods. Data validation generally consisted of reviewing sample integrity, holding times, laboratory method blanks, laboratory control samples, matrix spike/matrix spike duplicate recoveries and relative percent differences, post-digestion spikes, laboratory and field duplicate relative percent differences, equipment blanks, and reporting limits. Where appropriate, validation qualifiers and flags have been applied to the data using USEPA procedures as guidance (USEPA 2017). The data validation report included in **Appendix B** summarizes the validation actions and applicable interpretation.

The purpose of the data quality evaluation was to determine the reliability of the chemical analyses and the accuracy and precision of information acquired from the laboratory. Data quality was assessed through the review and evaluation of field sampling, quality control samples, and data associated with the chemical analytical results. The validated data meet project objectives and the associated data validation reports are provided in **Appendix B** along with the laboratory reports.

A "J" flag following a value indicates that the value is an estimated analyte concentration detected between the MDL and the laboratory reporting limit. The estimated value is positively identified but is below the lowest level that can be reliably achieved within specified limits of precision and accuracy under routine laboratory operating conditions. "J" flagged data are used to establish background statistical limits but are not used when performing statistical analyses.

4 Statistical Analysis

Statistical analysis of Appendix III and IV groundwater monitoring data obtained from the AP-3, A, B, B', and R6 Landfill assessment monitoring events was performed pursuant to 40 CFR §§ 257.93–95 following established, certified statistical methods. The statistical method for the site was developed in accordance with 40 CFR § 257.93(f) using methodology presented in Statistical Analysis of Groundwater Data at RCRA Facilities, Unified Guidance, March 2009, USEPA 530/R-09-007 (USEPA 2009).

4.1 Statistical Methods

The Sanitas™ groundwater statistical software was used to perform statistical analyses. Sanitas™ is a decision support software package that incorporates the statistical tests required of Subtitle C and D facilities by USEPA regulations and guidance as recommended in the Unified Guidance document (USEPA 2009). Although Assessment Monitoring has been implemented, statistical evaluation of Appendix III constituents is performed to determine whether constituents have returned to background conditions.

4.1.1 Appendix III Statistical Methods

Groundwater data were evaluated using interwell prediction limits for Appendix III parameters. This method uses sitewide-pooled upgradient monitoring well data to establish a background statistical limit. Data from the February 2026 sampling event were compared to the statistical limit to determine whether concentrations exceeded background levels. The statistical method incorporates an optional 1-of-2 verification resample plan. When an initial statistically significant increase (SSI) or questionable result occurs, a second sample may be collected to verify the initial result or determine whether the result was an outlier. If resampling is performed and the initial finding is not verified, the resampled value replaces the initial finding. When the resample confirms the initial

result, both values remain in the database and an SSI is declared. The following criteria were applied to the evaluation:

Statistical analyses were not performed on analytes containing 100 percent non-detects.

When data contained less than 15 percent non-detects in background samples, simple substitution of one-half the reporting limit was used in the statistical analysis. The reporting limit used for non-detects is the practical quantification limit reported by the laboratory.

When data contained between 15 to 50 percent non-detects, the Kaplan-Meier non-detect adjustment was applied to the background data. This technique adjusts the mean and standard deviation of the historical concentrations to account for concentrations below the reporting limit.

Non-parametric prediction limits were used on data containing greater than 50 percent non-detects.

4.1.2 Assessment Monitoring Statistical Methods

Interwell parametric tolerance limits were used to calculate background limits from pooled upgradient well data for the wells identified in Table 1 for Appendix IV constituents with a target of 95 percent confidence and 95 percent coverage. When data contained greater than 50 percent non-detects or did not follow a normal or transformed-normal distribution, non-parametric tolerance limits were used.

The confidence and coverage levels for nonparametric tolerance limits are dependent upon the number of background samples. The background levels are then used when determining the groundwater protection standards (GWPS) in accordance with 40 CFR § 257.95(h) and GAEPD Rule 391-3-4-.10(6)(a). USEPA revised the federal CCR Rule on July 30, 2018, updating GWPS for cobalt, lead, lithium, and molybdenum. As described in § 257.95(h)(1-3), the GWPS is defined by the below criteria. These criteria were adopted into the GA EPD Rules for Solid Waste Management 391-3-4-.10 on February 22, 2022.

As described in 40 CFR § 257.95(h)(1-3), the GWPS is:

- The maximum contaminant level (MCL) established under 40 CFR §§ 141.62 and 141.66.
- Where an MCL has not been established for the following constituents:

  Cobalt: 0.006 milligram per liter (mg/L)
  Lead: 0.015 mg/L
  Lithium: 0.040 mg/L
  Molybdenum: 0.100 mg/L; or
- The background level for constituents for which the background level is higher than the MCL or CCR Rule identified GWPS.

GWPSs have been established for statistical comparison of Appendix IV constituents at AP-3, A, B, B', and the R6 CCR Landfill. **Table 7** summarizes the background limits established for the February 2026 sampling event as well as the GWPS.

To complete the statistical comparison to GWPSs, confidence intervals were constructed for each of the Appendix IV parameters detected in each downgradient well. Those confidence intervals were compared to the GWPSs established under federal and state rules. A sampling result from a well/constituent pair was considered to exceed its respective standard only when results from the entire confidence interval exceeded a GWPS. If there was an exceedance of the established standard, an SSL exceedance was identified.

4.2 Statistical Analysis Results

Appendix III statistical analysis for wells associated with the site was performed to determine whether constituent concentrations have returned to background levels. Appendix IV assessment monitoring parameters were evaluated for AP-3, A, B, B,' and the R6 CCR Landfill to determine whether concentrations statistically exceed the established GWPSs. Appendix IV analytical data from the semiannual assessment monitoring events for the combined AP-3, A, B, B', and R6 CCR Landfill were statistically analyzed in accordance with the Statistical Analysis Plan (Groundwater Stats Consulting 2019).

4.2.1 Appendix III Monitoring Constituents

Based on review of the Appendix III statistical analysis from the sampling event presented in **Appendix C**, Appendix III constituents have not returned to background levels; therefore, assessment monitoring should continue pursuant to 40 CFR § 257.95(f). **Appendix C** includes a table summarizing site monitoring wells for which analytical sampling results have identified constituents with SSIs from the semiannual events.

4.2.2 Appendix IV Assessment Monitoring Constituents

Statistical analysis of the Appendix IV data was completed using the GWPSs established according to 40 CFR § 257.95(h) and GAEPD Rule 391-3-4-.10(6)(a). The following SSLs were identified in February 2026:

- Selenium: PZ-37 and YAMW-5
- Lithium: YGWC-42 and YAMW-3
- Cadmium: YGWC-50

Downgradient wells with SSLs were further evaluated using the Sen's Slope/Mann Kendall trend test. Upgradient wells are included in the trend analyses to identify whether similar patterns exist in upgradient wells for the same constituents (**Appendix C**). Statistically significant trends were identified for the following well/constituent pairs:

Decreasing trends:

- Selenium: PZ-37
- Lithium: YGWA-1D, YGWA-18I, YGWA-18S, and YGWA-47
- Cadmium: YGWC-50

YGWC-42 is the only downgradient well with an SSL (lithium) that exhibits an increasing trend. Sanitas™ statistical output data for calculation of site-specific background concentrations (interwell tolerance limits) and confidence intervals for each Appendix IV constituent in downgradient wells are provided in **Appendix C**. An isoconcentration map from February (Selenium, Lithium, Cadmium) is provided on **Figure 6**.

5 Monitoring Program Status

5.1 Assessment Monitoring Status

Pursuant to 40 CFR § 257.96(b), Georgia Power will continue to monitor groundwater at AP-3, A, B, B', and the R6 CCR Landfill in accordance with the assessment monitoring program regulations of 40 CFR § 257.95 while ACM efforts are implemented to evaluate SSL concentrations of selenium and cobalt.

5.2 Remedy Selection Status

Lithium exhibited an SSL at YGWC-42 based on the February 2026 event. Cobalt has not exhibited an SSL at YAMW-3 for the past four events. Horizontal and vertical delineation of cobalt and lithium was initiated in December 2023 and is complete as described in **Sections 2.1 and 2.4** and the data provided in **Table 6a**. A revised Draft Remedy Selection Report was submitted to GAEPD on September 30, 2024 and included the following:

- The current groundwater conceptual site model applicable to evaluating groundwater corrective measures proposed in the ACM Report (ACC 2019);
- An assessment of corrective action investigations completed to date;
- An evaluation of each corrective measure retained for further consideration following the completed investigations; and
- A comparison of corrective measure options using comparative criteria such as long- and short-term effectiveness and protectiveness, source control effectiveness, and ease of implementation.

The Draft Remedy Selection Report proposed Monitored Natural Attenuation (MNA) as the selected remedy for selenium, cobalt, and lithium. As noted in Section 2.4, a certification report was submitted to GAEPD on November 11, 2025 confirming that the conditions at YGWC-50 are consistent with the conceptual site model detailed in the Draft Remedy Selection Report, and that the conditions are comparable to indicate that the proposed remedy of MNA is also applicable to the SSL for cadmium at YGWC-50. The proposed MNA remedy for selenium at PZ-37 is similarly applicable to the selenium SSL at YAMW-5. A certification report confirming the conditions are consistent with the conceptual site model and proposed remedy will be submitted to the GAEPD under separate cover. Cobalt has not exhibited an SSL for the previous four sampling events, and concentrations of lithium at YGWC-42 and YAMW-3 have remained stable since 2021.

Cadmium concentrations at YGWC-50 exhibit a statistically significantly decreasing trend. However, additional sampling events proposed over a five-year period will aid in understanding how concentrations respond to the closure of the R6 CCR Landfill. In support of Alternative Remedy No. 2: In Situ Injection, additional bench-scale treatability testing was completed for selenium, lithium, and cobalt; the results of the studies are presented in the revised Draft Remedy Selection Report (Arcadis 2024a). This alternative remedy would only be implemented if any of the following scenarios are met:

- SSLs in groundwater at specific locations exhibit an increasing trend not originally predicted during remedy selection;
- Selenium, lithium, cadmium, and/or cobalt concentrations are not decreasing after 10 semiannual sampling events (5 years);

- Near-source wells exhibit large concentration increases indicative of a new or renewed release;
- New SSLs of selenium, lithium, cadmium, or cobalt are identified above the GWPS in monitoring wells located outside of the original plume boundary;
- Selenium or lithium concentrations are not decreasing at a sufficiently rapid rate to meet the remediation objectives;
- Changes in land and/or groundwater use will adversely affect the protectiveness of the MNA remedy.

Additional evaluations will be performed to confirm this compatibility during subsequent semiannual groundwater monitoring events. The site continues to meet the conditions supporting the selected MNA remedy for selenium, cobalt, lithium, and cadmium.

6 Conclusions and Recommendations

This 2026 Semiannual Groundwater Monitoring and Corrective Action Report was prepared to fulfill the requirements of USEPA's 40 CFR §257.95 and GAEPD's Rule 391-3-4-.10. The groundwater flow direction interpreted during this event is consistent with historical evaluations. Statistical evaluations of groundwater monitoring data for the combined monitoring unit AP-3, A, B, B', and the R6 Landfill an identified SSL of selenium in PZ-37 and YAMW-5. A certification report confirming the conditions at YAMW-5 are consistent with the conceptual site model and proposed remedy for selenium will be submitted to the GAEPD under separate cover. An SSL of cobalt was initially identified at well YAMW-3 in August 2023; however, there has been no SSL over the last four sampling events (August 2024 through February 2026). An SSL for lithium was identified at wells YAMW-3 and YGWC-42 based on the February and August 2025 data. Delineation concentration data for the selenium and lithium SSLs provide spatial and vertical delineation to concentrations below the GWPSs. A certification report was submitted to GAEPD on November 11, 2025 confirming that the conditions at YGWC-50, pertinent to the cadmium SSL, are consistent with the conceptual site model detailed in the Draft Remedy Selection Report, and that the conditions are comparable to indicate that the proposed remedy of MNA is also applicable to the SSL for cadmium at YGWC-50. Georgia Power will continue to monitor constituent trends and further evaluate the need for additional delineation for cadmium in the vicinity of YGWC-50.

Assessment monitoring at AP-3, A, B, B', and the R6 CCR Landfill will continue pursuant to 40 CFR § 257.95. In addition, ACM efforts of the multi-unit site will continue as required by 40 CFR § 257.96. The next assessment monitoring event is scheduled for August 2026. The August 2026 semiannual monitoring event will be a combined event to meet the requirements of GAEPD Rule 391-3-4-.10(6) and 40 CFR §§ 257.95(b) and (d)(1) and will include sampling and analysis of all Appendix III and IV constituents.

7 References

ACC. 2019. Plant Yates, Ash Ponds 3, A, B and B' – 2019 Assessment of Corrective Measures Report. Prepared for Georgia Environmental Protection Division. June.

ACC 2021. Plant Yates, Ash Ponds 3, A, B, and B'/R6 CCR Landfill – Hydrogeologic Assessment Report (rev. 1). Prepared for Georgia Environmental Protection Division. May.

Arcadis 2024a. Plant Yates, Ash Ponds 3, A, B and B'/R6 CCR Landfill – Draft Groundwater Remedy Selection Report. September.

Arcadis 2024b. Plant Yates, Ash Ponds 3, A, B and B'/R6 CCR Landfill – Annual Groundwater Monitoring and Corrective Action Report. January.

Arcadis 2023. Response to Georgia Environmental Protection Division Comments – Draft Remedy Selection Report. October.

Driscoll, F.G. 1986. Groundwater and Wells, Johnson Screens, Saint Paul, Minnesota, 1089 pp.

Freeze, R.A. and J.A. Cherry. 1979. Groundwater, Prentice-Hall, Englewood Cliffs, New Jersey, 604 pp.

Groundwater Stats Consulting. 2019. Statistical Analysis Plan – Plant Yates Ash Pond 3 and B/B'. Prepared for Georgia Environmental Protection Division.

Harned, D.A., and Daniel D.D., III, 1992. The transition zone between bedrock and saprolite – Conduit for contamination? Ground water in the Piedmont – Proceedings of a conference on ground water in the Piedmont of the eastern United States: Clemson, S.C. p. 336-348.

Newell, C.J., L.P. Hopkins, and P.B. Bedient. 1990. A Hydrogeologic Database for Ground-Water Modeling. Ground Water. 28(5):703-714.

USEPA. 1989. RCRA Facility Investigation (RFI) Guidance, Interim Final, Vol I. [EPA 530/SW-89-031], OWSER Directive 9502.00-6DUSEPA. 1989. Risk Assessment Guidance for Superfund (RAGS), Vol. I: Human Health Evaluation Manual (Part A) (540-1-89-002).

USEPA. 2009. Statistical Analysis of Groundwater Monitoring Data at RCRA Facilities, Unified Guidance. Office of Resource Conservation and Recovery – Program Implementation and Information Division. March.

USEPA. 2011. Data Validation Standard Operating Procedures. Science and Ecosystem Support Division. Region IV. Athens, GA. September.

USEPA. 2017. National Functional Guidelines for Inorganic Superfund Methods Data Review. Office of Superfund Remediation and Technology Innovation. OLEM 9355.0-135 [EPA-540-R-2017-001]. Washington, DC. January.

Tables

Table 1
Monitoring Network Well Summary
2026 Semiannual Groundwater Monitoring and Corrective Action Report
Plant Yates - AP-3, A, B, B' and R6 CCR Landfill

Well ID	Well Designation	Location	Northing [2]	Easting [2]	Ground Surface Elevation [2] (ft)	Top of Casing Elevation (ft)	Top of Screen Elevation (ft)	Bottom of Screen Elevation (ft)	Total Well Depth (ft bTOC)	Groundwater Zone Screened	Installation Date
YGWA-4I	Detection	Upgradient	1254436.75	2075456.65	782.00	784.21	745.70	735.70	48.81	PWR/Transition Zone	5/21/2014
YGWA-5I	Detection	Upgradient	1254400.71	2076219.39	782.21	784.54	735.90	725.90	58.94	PWR/Transition Zone	5/21/2014
YGWA-5D	Detection	Upgradient	1254397.45	2076224.30	782.16	784.53	705.70	655.70	129.13	Deep Bedrock	5/21/2014
YGWA-17S	Detection	Upgradient	1257603.7	2076758.38	780.14	783.05	753.20	743.20	39.85	Saprolite	9/10/2015
YGWA-18S	Detection	Upgradient	1257116.98	2077015.60	787.69	790.57	760.90	750.90	39.97	Saprolite	9/8/2015
YGWA-18I	Detection	Upgradient	1257094.38	2077023.55	787.90	790.57	720.90	710.90	79.97	PWR/Transition Zone	9/8/2015
YGWA-20S	Detection	Upgradient	1255531.12	2077409.22	764.41	767.12	747.90	737.90	29.52	Saprolite	9/29/2015
YGWA-21I	Detection	Upgradient	1255537.44	2076768.81	780.62	783.70	714.10	704.10	79.90	PWR/Transition Zone	9/28/2015
YGWA-39	Detection	Upgradient	1255717.96	2073865.39	815.58	818.19	760.10	750.10	68.59	Upper Fractured Bedrock	7/7/2016
YGWA-40	Detection	Upgradient	1255792.83	2073431.58	813.45	815.73	778.00	768.00	48.23	Upper Fractured Bedrock	7/7/2016
YGWA-1I	Detection	Upgradient	1256876.76	2070098.84	834.33	836.60	793.30	783.30	53.60	PWR/Transition Zone	5/20/2014
YGWA-1D	Detection	Upgradient	1256868.01	2070105.52	835.04	837.25	759.20	709.20	128.85	Deep Bedrock	5/20/2014
YGWA-2I	Detection	Upgradient	1256144.35	2070791.29	864.20	866.25	812.80	802.80	63.75	PWR/Transition Zone	5/20/2014
YGWA-3I	Detection	Upgradient	1256405.65	2072025.23	794.34	796.55	747.70	737.70	59.05	PWR/Transition Zone	5/20/2014
YGWA-3D	Detection	Upgradient	1256400.26	2072027.12	794.39	796.78	712.90	662.90	134.18	Deep Bedrock	5/20/2014
YGWA-14S	Detection	Upgradient	1257829.68	2072537.61	746.58	748.76	724.10	714.10	34.96	Saprolite	5/20/2014
YGWA-30I	Detection	Upgradient	1258421.69	2071106.13	759.95	762.58	713.40	703.40	59.48	PWR/Transition Zone	9/23/2015
YGWA-47	Detection	Upgradient	1262410.74	2071817.99	755.73	758.22	709.60	699.60	59.19	Bedrock	7/11/2016
GWA-2 [1]	Detection	Upgradient	1261383.21	2073507.93	803.25	805.62	763.80	753.80	52.02	Bedrock	4/12/2007
YGWC-23S	Detection	Downgradient	1256367.40	2074734.44	761.74	764.91	736.30	726.30	38.91	Saprolite	09/21/2015
YGWC-24SB	Detection	Downgradient	1258938.85	2073965.27	761.75	764.89	713.81	703.81	57.79	Saprolite	10/13/2022
YGWC-36A	Detection	Downgradient	1258548.50	2073747.95	738.01	740.88	696.52	686.52	51.20	Saprolite	09/22/2020
YGWC-38	Detection	Downgradient	1256108.41	2074446.02	797.24	799.69	760.10	750.10	49.89	Upper Fractured Bedrock	07/23/2016
YGWC-41	Detection	Downgradient	1256509.74	2073274.29	801.23	803.92	747.10	737.10	67.12	Upper Fractured Bedrock	07/08/2016
YGWC-42	Detection	Downgradient	1256881.68	2073326.58	795.34	797.86	748.50	738.50	59.76	Upper Fractured Bedrock	07/08/2016
YGWC-43	Detection	Downgradient	1257546.78	2073200.55	742.50	744.96	675.80	665.80	78.46	Upper Fractured Bedrock	07/09/2016
YGWC-49	Detection	Downgradient	1259375.91	2074337.14	780.11	782.73	714.70	704.70	78.53	PWR/Transition Zone	07/13/2016
YGWC-50	Detection	Downgradient	1258134.10	2073320.06	726.73	729.78	791.80	691.80	39.28	Saprolite	10/14/2022
PZ-35	Assessment	Downgradient	1258591.81	2073804.77	740.85	743.81	704.90	694.90	49.21	Saprolite/PWR	07/20/2016
PZ-37D	Assessment	Downgradient	1256479.07	2074688.90	758.87	761.12	568.80	558.80	202.30	Deep Bedrock	04/16/2021
PZ-52D	Assessment	Downgradient	1256463.75	2074675.04	760.04	762.79	677.90	667.90	94.89	Deep Bedrock	09/28/2021
PZ-54D	Assessment	Downgradient	1256904.11	2073367.83	792.50	795.56	668.50	658.50	137.36	Deep Bedrock	01/22/2024
PZ-55	Assessment	Downgradient	1257130.72	2073193.55	771.32	774.02	716.30	706.30	68.02	Upper Fractured Bedrock	12/16/2023
PZ-56D	Piezometer	Downgradient	1256904.11	2073367.83	792.50	795.56	607.50	597.50	198.36	Deep Bedrock	1/22/2024
YAMW-1	Assessment	Downgradient	1258600.78	2073814.02	741.23	743.84	684.23	674.23	69.93	Upper Fractured Bedrock	09/19/2018
YAMW-2	Assessment	Downgradient	1256780.59	2072924.89	777.81	781.04	744.56	734.56	46.78	Deep Bedrock	11/12/2019
YAMW-3	Assessment	Downgradient	1256914.96	2073344.24	792.98	796.05	714.61	704.61	91.74	Deep Bedrock	11/06/2019
YAMW-4	Assessment	Downgradient	1256532.72	2073281.78	802.60	805.59	719.04	709.04	96.85	Deep Bedrock	11/07/2019
YAMW-5	Assessment	Downgradient	1256139.54	2074487.44	785.87	788.90	708.56	698.56	90.64	Deep Bedrock	11/13/2019
PZ-04S	Piezometer	Upgradient	1254443.16	2075445.15	781.94	784.25	761.80	751.80	32.75	Saprolite	05/21/2014
PZ-05S	Piezometer	Upgradient	1254405.12	2076212.12	782.31	784.64	753.00	743.00	41.94	Saprolite	05/21/2014
PZ-06D	Piezometer	Upgradient	1260480.84	2074782.04	779.65	782.02	698.30	648.30	134.02	Deep Bedrock	05/19/2014
PZ-24IB	Piezometer	Downgradient	1258928.06	2073951.37	762.08	764.92	701.90	691.90	73.42	Transition Zone/Upper Fractured Bedrock	10/11/2022
PZ-37	Piezometer	Downgradient	1256471.89	2074700.06	758.10	760.78	721.50	711.50	49.78	Upper Fractured Bedrock	07/06/2016
PZ-48	Piezometer	Downgradient	1259868.75	2074527.27	777.29	779.83	731.40	721.40	58.73	Upper Fractured Bedrock	07/11/2016
PZ-51	Piezometer	Downgradient	1257595.53	2073181.53	741.23	744.30	717.98	707.98	36.32	Upper Fractured Bedrock	11/08/2019
PZ-53D	Piezometer	Downgradient	1256463.75	2074675.04	760.04	762.80	607.00	597.00	162.90	Deep Bedrock	09/28/2021
YGWA-6I	Piezometer	Upgradient	1250490.74	2074789.66	780.36	782.73	724.00	714.00	69.03	Upper Fractured Bedrock	05/19/2014
YGWA-6S	Piezometer	Upgradient	1260485.50	2074785.70	780.06	782.47	750.23	740.23	39.87	Saprolite	05/19/2014

Notes:
Elevation is presented in U.S. Survey Feet (North American Vertical Datum of 1988).

Northing and Easting Georgia State Plane West, NAD83

YAMW-1 and PZ-35 were resurvyed on Novmeber 17, 2025. There were no changes to the top of casing elevation.

[1] GWA-2 was not sampled during this reporting period. GWA-2 was abandoned on January 7, 2025. The historical data will continue to be managed with the sitewide background dataset.

[2] The ground surface elevation and horizonal coordinates are based on the survey nail set in the concrete pad.

Acronyms and Abbreviations:
bTOC = below top of casing

ft = feet

PWR = Partially Weathered Rock

Table 2
Groundwater Sampling Plan
2026 Semiannual Groundwater Monitoring and Corrective Action Report
Plant Yates - AP-3, A, B, B' and R6 CCR Landfill

Well ID	Hydraulic Location	Semiannual Monitoring [1]
		February 17 - 19, 2026
AP-3, A, B, and B'		
YGWA-4I	Upgradient	X
YGWA-5I	Upgradient	X
YGWA-5D	Upgradient	X
YGWA-17S	Upgradient	X
YGWA-18S	Upgradient	X
YGWA-18I	Upgradient	X
YGWA-20S	Upgradient	X
YGWA-21I	Upgradient	X
YGWA-47	Upgradient [2]	X
YGWA-1I	Upgradient [2]	X
YGWA-1D	Upgradient [2]	X
YGWA-2I	Upgradient [2]	X
YGWA-3I	Upgradient [2]	X
YGWA-3D	Upgradient [2]	X
YGWA-14S	Upgradient [2]	X
YGWA-30I	Upgradient [2]	X
YGWC-23S	Downgradient	X
YGWC-36A	Downgradient	X
YGWC-49	Downgradient	X
YAMW-1	Downgradient	X
PZ-35	Downgradient	See Note 3
R6 CCR Landfill		
YGWA-39	Upgradient	X
YGWA-40	Upgradient	X
YGWC-38	Downgradient	X
YGWC-41	Downgradient	X
YGWC-42	Downgradient	X
YGWC-43	Downgradient	X
YAMW-2	Downgradient	X
YAMW-3	Downgradient	X
YAMW-4	Downgradient	X
YAMW-5	Downgradient	X
PZ-37	Downgradient	X
PZ-37D	Downgradient	X
PZ-51	Downgradient	X
PZ-52D	Downgradient	X
YGWC-50	Downgradient	X
PZ-55	Downgradient	X
PZ-54D	Downgradient	X

Notes:

1. All wells analyzed for Appendix III and Appendix IV.
2. Wells from other units comprising sitewide pooled upgradient network.
3. Well not sampled during February 2026 event due to lodged pump and turbidity issues.

Appendix III = Consituents for Detection Monitoring - 40 CFR Part 257 Appendix III

Appendix IV = Consituents for Assessment Monitoring - 40 CFR Part 257 Appendix IV

Table 3
Summary of Groundwater Elevations - February 2026
2026 Semiannual Groundwater Monitoring and Corrective Action Report
Plant Yates - AP-3, A, B, B' and R6 CCR Landfill

Well ID	Date	TOC Elevation (ft)	Depth to Water (ft bTOC)	Groundwater Elevation (ft)
Downgradient Wells - February				
YGWC-23S	2/16/2026	764.95	15.84	749.11
YGWC-24SB	2/16/2026	765.00	25.12	739.88
YGWC-36A	2/16/2026	739.61	7.16	732.45
YGWC-38	2/16/2026	799.69	31.95	767.74
YGWC-41	2/16/2026	803.92	31.21	772.71
YGWC-42	2/16/2026	797.86	30.62	767.24
YGWC-43	2/16/2026	744.96	16.05	728.91
YGWC-49	2/16/2026	782.73	33.23	749.50
YGWC-50	2/16/2026	729.78	4.60	725.18
PZ-35	2/16/2026	743.81	8.18	735.63
PZ-04S	2/16/2026	784.25	27.18	757.07
PZ-05S	2/16/2026	784.64	22.90	761.74
YGWA-6S	2/16/2026	782.47	22.95	759.52
YGWA-6I	2/16/2026	782.73	23.21	759.52
PZ-06D	2/16/2026	782.02	25.06	756.96
PZ-24IB	2/16/2026	764.92	25.51	739.41
PZ-37	2/16/2026	760.78	9.95	750.83
PZ-37D	2/16/2026	761.12	2.52	758.60
PZ-48	2/16/2026	779.83	23.63	756.20
PZ-51	2/16/2026	744.30	7.56	736.74
PZ-52D	2/16/2026	762.79	5.94	756.85
PZ-53D	2/16/2026	762.80	4.04	758.76
PZ-54D	2/16/2026	795.56	41.71	753.85
PZ-56D	2/16/2026	795.56	28.94	766.62
PZ-55	2/16/2026	774.02	43.58	730.44
YAMW-1	2/16/2026	743.83	8.06	735.77
YAMW-2	2/16/2026	781.04	25.59	755.45
YAMW-3	2/16/2026	796.05	38.48	757.57
YAMW-4	2/16/2026	805.59	35.00	770.59
YAMW-5	2/16/2026	788.90	16.51	772.39
Upgradient Wells - February				
YGWA-4I	2/16/2026	784.21	25.70	758.51
YGWA-5I	2/16/2026	784.54	22.81	761.73
YGWA-5D	2/16/2026	784.53	21.17	763.36
YGWA-17S	2/16/2026	783.05	14.36	768.69
YGWA-18S	2/16/2026	790.57	23.25	767.32
YGWA-18I	2/16/2026	790.57	26.09	764.48
YGWA-20S	2/16/2026	767.12	12.00	755.12
YGWA-21I	2/16/2026	783.70	33.78	749.92
YGWA-39	2/16/2026	818.19	25.10	793.09
YGWA-40	2/16/2026	815.73	28.56	787.17
YGWA-1I	2/16/2026	836.60	39.50	797.10
YGWA-1D	2/16/2026	837.25	51.82	785.43
YGWA-2I	2/16/2026	866.25	26.92	839.33
YGWA-3I	2/16/2026	796.55	52.29	744.26
YGWA-3D	2/16/2026	796.78	33.33	763.45
YGWA-14S	2/16/2026	748.76	18.68	730.08
YGWA-30I	2/16/2026	762.58	44.59	717.99
YGWA-47	2/16/2026	758.22	35.60	722.62

Equation

$$V = \frac{K\,(dh/dl)}{n_e}$$

where:
V = groundwater velocity
K = hydraulic conductivity
dh/dl = i = hydraulic gradient
n_e = effective porosity

Values Used in Calculation

Value			Source
K_{max}:	3.70E-03	cm/sec	See note 1
	10	ft/day	
K_{min}:	9.70E-05	cm/sec	
	0.28	ft/day	
K_{avg}:	2.90E-04	cm/sec	
	0.8	ft/day	
Distance from:			
YGWA-40 to YGWA-42	1,096	feet	
YGWC-49 to PZ-24IB	591	feet	
YGWC-6S to PZ-35	2,131	feet	
Groundwater Elevation			Date Collected:
YGWA-40	787.17	feet	February 2026
YGWC-42	767.24		
YGWC-49	749.50		
PZ-24IB	739.41		
YGWC-6S	759.52		
PZ-35	735.63		
			Hydraulic gradient from:
i_1 =	0.018	unitless	YGWA-40 to YGWC-42 (Feb. 2026)
i_2 =	0.017	unitless	YGWC-49 to PZ-24IB (Feb. 2026)
i_3 =	0.011	unitless	YGWC-6S to PZ-35 (Feb. 2026)
i_{avg} =	0.015	unitless	Average
n_e =	0.20	unitless	See note 2

Minimum Linear Flow Velocity
February 2025

$$V_{min} = \frac{(0.28)\,(0.015)}{0.20}$$

V_{min} = 0.02 ft/day, or 8 ft/year

Maximum Linear Flow Velocity
February 2025

$$V_{max} = \frac{(10)\,(0.015)}{0.20}$$

V_{max} = 0.75 ft/day, or 274 ft/year

Average Linear Flow Velocity
February 2025

$$V_{avg} = \frac{(0.8)(0.015)}{0.2}$$

V_{avg} = 0.06 ft/day, or 22 ft/year

Notes:

1. Slug tests performed by Atlantic Coast Consulting, Inc. at AP-3/B'B'/R6 (2014-2017). Geomean of test results used for K_{avg}

2. Default value recommended by USEPA for silty sand-type soil (USEPA 1989).

Table 5
Summary of Groundwater Monitoring Parameters
2026 Semiannual Groundwater Monitoring and Corrective Action Report
Plant Yates - A-3, A, B, B' and R6 CCR Landfill

40 CFR 257 Appendix III	40 CFR 257 Appendix IV
Boron	Antimony
Calcium	Arsenic
Chloride	Barium
Fluoride	Beryllium
pH	Cadmium
Sulfate	Chromium
Total Dissolved Solids	Cobalt
	Fluoride
	Lead
	Lithium
	Mercury
	Molybdenum
	Combined Radium - 226/228
	Selenium
	Thallium

Notes:

CFR = Code of Federal Regulations

Table 6a
Groundwater Analytical Data - February 2026
2026 Semiannual Groundwater Monitoring and Corrective Action Report
Plant Yates - A-3, A, B, B' and R6 CCR Landfill

Analyte	Units	PZ-37 2/18/2026	PZ-37D 2/18/2026	PZ-51 2/18/2026	PZ-52D 2/18/2026	PZ-54D 2/18/2026	PZ-55 2/19/2026	YAMW-1 2/18/2026	YAMW-2 2/19/2026	YAMW-3 2/19/2026	YAMW-4 2/19/2026	YAMW-5 2/19/2026
Appendix III												
pH	SU	6.54	7.85	4.56	7.23	6.39	5.50	5.32	5.40	5.75	5.94	6.83
Boron	mg/l	8.4	3.5	7.9	2.1	1.4	3.9	6.1	0.036 J	10.6	4.9	7.1
Calcium	mg/l	107	129	70.7	24.8	79.0	23.2	77.5	1.3	43.4	16.3	52.5
Chloride	mg/l	6.7	2.9	4.5	2.9	6.3	4.2	7.2	2.5	4.4	1.9	3.9
Fluoride	mg/l	< 0.050	0.14	0.16	0.052 J	0.25	< 0.050	< 0.050	0.057 J	0.068 J	0.069 J	< 0.050
Sulfate	mg/l	465	344	368	304	149	138	401	6.5	387	232	355
Total Dissolved Solids	mg/l	826	588	630	547	654	285	730	67.0	718	434	626
Appendix IV												
Antimony	mg/l	0.00047 J	< 0.00043	< 0.00043	0.0030	< 0.00043	< 0.00043	< 0.00043	< 0.00043	< 0.00043	< 0.00043	< 0.00043
Arsenic	mg/l	< 0.00041	< 0.00041	< 0.00041	< 0.00041	0.0092	< 0.00041	< 0.00041	< 0.00041	< 0.00041	< 0.00041	< 0.00041
Barium	mg/l	0.020	0.022	0.014	0.0096	0.045	0.036	0.10	0.0079	0.031	0.0031 J	0.035
Beryllium	mg/l	0.0018	< 0.00015	0.0041	< 0.00015	< 0.00015	0.00016 J	0.00016 J	< 0.00015	< 0.00015	< 0.00015	< 0.00015
Cadmium	mg/l	0.00096	< 0.00010	0.0019	< 0.00010	< 0.00010	0.00071	0.00028 J	< 0.00010	0.00018 J	< 0.00010	0.00021 J
Chromium	mg/l	0.00042 J	< 0.00024	0.00051 J	0.00028 J	0.00024 J	0.00050 J	0.00042 J	0.0011 J	0.00035 J	0.00044 J	< 0.00024
Cobalt	mg/l	0.0017 J	< 0.00012	0.0049 J	0.0023 J	0.0025 J	0.00044 J	0.0082	0.00094 J	0.018	0.00013 J	< 0.00012
Fluoride	mg/l	< 0.050	0.14	0.16	0.052 J	0.25	< 0.050	< 0.050	0.057 J	0.068 J	0.069 J	< 0.050
Lead	mg/l	< 0.00027	< 0.00027	< 0.00027	< 0.00027	< 0.00027	0.00071 J	< 0.00027	< 0.00027	< 0.00027	< 0.00027	< 0.00027
Lithium	mg/l	0.0148	0.0155	0.00603	0.0280	0.0158	0.00346	0.0196	0.000757 J	0.0528	0.0377	0.0163
Mercury	mg/l	< 0.000091	< 0.000091	< 0.000091	< 0.000091	< 0.000091	< 0.000091	< 0.000091	< 0.000091	< 0.000091	< 0.000091	< 0.000091
Molybdenum	mg/l	< 0.0020	0.0027 J	< 0.0020	0.0024 J	0.039	< 0.0020	< 0.0020	< 0.0020	0.0038 J	0.0074 J	< 0.0020
Combined Radium - 226/228	pCi/l	1.10	6.80	0.777 U	0.483 U	0.874 U	0.570 U	0.278 U	0.500 U	1.89	0.587 U	0.603 U
Selenium	mg/l	0.085	< 0.00050	0.022	0.0065	< 0.00050	0.024	0.012	0.00070 J	0.026	0.013	0.059
Thallium	mg/l	< 0.00017	< 0.00017	< 0.00017	< 0.00017	< 0.00017	< 0.00017	< 0.00017	< 0.00017	< 0.00017	< 0.00017	< 0.00017
Other Parameters												
Alkalinity, Bicarbonate	mg/L as $CaCO_3$	27.0	114	< 5.0	33.3	371	15.7	22.6	16.4	51.3	60.3	17.5
Alkalinity, Carbonate	mg/L as $CaCO_3$	< 5.0	< 5.0	< 5.0	< 5.0	< 5.0	< 5.0	< 5.0	< 5.0	< 5.0	< 5.0	< 5.0
Alkalinity	mg/L as $CaCO_3$	27.0	114	< 5.0	33.3	371	15.7	22.6	16.4	51.3	60.3	17.5
Magnesium	mg/L	62.9	20.7	59.6	46.5	11.1	22.8	59.8	2.1	74.1	52.8	50.5
Potassium	mg/L	4.5	4.2	4.5	8.3	3.5	4.0	7.2	0.82	14.4	7.5	8.0
Sodium	mg/L	24.2	34.1	17.7	48.7	153	17.2	26.7	7.7	50.6	29.8	42.9

Notes:

Appendix III = Consituents for Detection Monitoring - 40 CFR Part 257 Appendix III

Appendix IV = Consituents for Assessment Monitoring - 40 CFR Part 257 Appendix IV

Acronyms and Abbreviations:

mg/L = milligrams per liter
pCi/L = picoCuries per liter
NA = Not Analyzed
< = Analyte was not detected above the laboratory method detection limit (MDL)

J: Estimated concentration above the method detection limit and below the reporting limit.

U: the substance was detected below the Minimum Detection Concentration (MDC) and the precision of the laboratory instruments could not produce a reliable value. Therefore, the value followed by U is qualifited by the laboratory as estimated.

Table 6a
Groundwater Analytical Data - February 2026
2026 Semiannual Groundwater Monitoring and Corrective Action Report
Plant Yates - A-3, A, B, B' and R6 CCR Landfill

Analyte	Units	YGWA-4I 2/17/2026	YGWA-5D 2/17/2026	YGWA-5I 2/17/2026	YGWA-17S 2/17/2026	YGWA-18I 2/17/2026	YGWA-18S 2/17/2026	YGWA-20S 2/17/2026	YGWA-21I 2/17/2026	YGWC-23S 2/19/2026	YGWC-24SB 2/18/2026	YGWC-36A 2/18/2026
Appendix III												
pH	SU	6.11	7.50	5.68	7.52	7.17	7.38	5.77	6.69	6.14	5.55	5.13
Boron	mg/l	< 0.0073	0.011 J	< 0.0073	0.013 J	< 0.0073	< 0.0073	< 0.0073	0.0079 J	1.6	0.0079 J	0.51
Calcium	mg/l	9.8	29.1	2.8	3.4	5.6	0.86	2.9	8.9	15.8	2.4	59.0
Chloride	mg/l	5.4	3.5	4.8	11.9	7.7	6.9	3.2	2.1	3.8	8.7	4.9
Fluoride	mg/l	0.068 J	0.054 J	< 0.050	< 0.050	< 0.050	< 0.050	< 0.050	0.096 J	< 0.050	< 0.050	< 0.050
Sulfate	mg/l	9.1	4.9	2.5	4.4	0.55 J	0.74 J	< 0.50	4.1	94.9	< 0.50	265
Total Dissolved Solids	mg/l	121	158	94.0	84.0	99.0	53.0	88.0	133	208	92.0	465
Appendix IV												
Antimony	mg/l	0.00045 J	< 0.00043	< 0.00043	< 0.00043	< 0.00043	< 0.00043	< 0.00043	0.00089 J	< 0.00043	< 0.00043	< 0.00043
Arsenic	mg/l	< 0.00041	0.0012 J	< 0.00041	< 0.00041	< 0.00041	< 0.00041	< 0.00041	0.0011 J	< 0.00041	< 0.00041	< 0.00041
Barium	mg/l	0.016	0.0078	0.021	0.019	0.023	0.012	0.017	0.0083	0.076	0.026	0.045
Beryllium	mg/l	< 0.00015	< 0.00015	< 0.00015	< 0.00015	< 0.00015	< 0.00015	< 0.00015	< 0.00015	0.00030 J	< 0.00015	0.0031
Cadmium	mg/l	< 0.00010	< 0.00010	< 0.00010	< 0.00010	< 0.00010	< 0.00010	< 0.00010	< 0.00010	< 0.00010	< 0.00010	0.00021 J
Chromium	mg/l	0.00026 J	< 0.00024	0.00036 J	0.00048 J	0.00090 J	0.0012 J	0.00063 J	< 0.00024	0.00060 J	0.00048 J	0.00053 J
Cobalt	mg/l	0.00013 J	< 0.00012	< 0.00012	< 0.00012	< 0.00012	< 0.00012	< 0.00012	0.041	< 0.00012	< 0.00012	< 0.00012
Fluoride	mg/l	0.068 J	0.054 J	< 0.050	< 0.050	< 0.050	< 0.050	< 0.050	0.096 J	< 0.050	< 0.050	< 0.050
Lead	mg/l	< 0.00027	< 0.00027	< 0.00027	< 0.00027	< 0.00027	< 0.00027	< 0.00027	< 0.00027	< 0.00027	< 0.00027	< 0.00027
Lithium	mg/l	0.0186	0.00429	0.00433	< 0.000600	0.00378	0.00295	0.000604 J	0.00743	0.00311	0.000773 J	0.00269
Mercury	mg/l	< 0.000091	0.00010 J	< 0.000091	< 0.000091	< 0.000091	< 0.000091	< 0.000091	< 0.000091	< 0.000091	< 0.000091	< 0.000091
Molybdenum	mg/l	< 0.0020	< 0.0020	< 0.0020	< 0.0020	< 0.0020	< 0.0020	< 0.0020	< 0.0020	< 0.0020	< 0.0020	< 0.0020
Combined Radium - 226/228	pCi/l	1.46	2.72	0.785 U	0.875 U	0.0803 U	0.873 U	0.923 U	0.854 U	0.546 U	0.242 U	0.190 U
Selenium	mg/l	0.00057 J	< 0.00050	< 0.00050	< 0.00050	< 0.00050	< 0.00050	< 0.00050	< 0.00050	0.037	< 0.00050	0.0057
Thallium	mg/l	< 0.00017	< 0.00017	< 0.00017	< 0.00017	< 0.00017	< 0.00017	< 0.00017	< 0.00017	< 0.00017	< 0.00017	< 0.00017
Other Parameters												
Alkalinity, Bicarbonate	mg/L as $CaCO_3$	57.8	106	26.9	15.2	34.9	10.7	28.0	73.4	15.4	11.7	6.2
Alkalinity, Carbonate	mg/L as $CaCO_3$	< 5.0	< 5.0	< 5.0	< 5.0	< 5.0	< 5.0	< 5.0	< 5.0	< 5.0	< 5.0	< 5.0
Alkalinity	mg/L as $CaCO_3$	57.8	106	26.9	15.2	34.9	10.7	28.0	73.4	15.4	11.7	6.2
Magnesium	mg/L	6.1	4.8	2.9	1.1	3.1	0.84	0.70	4.6	13.9	1.8	29.1
Potassium	mg/L	4.3	3.6	1.6	0.44	1.0	0.54	0.64	3.6	1.4	0.79	2.7
Sodium	mg/L	10.8	9.9	11.5	16.1	12.7	9.3	10.8	18.7	18.2	10.4	27.8

Notes:

Appendix III = Consituents for Detection Monitoring - 40 CFR Part 257 Appendix III

Appendix IV = Consituents for Assessment Monitoring - 40 CFR Part 257 Appendix IV

Acronyms and Abbreviations:

mg/L = milligrams per liter
pCi/L = picoCuries per liter
NA = Not Analyzed
< = Analyte was not detected above the laboratory method detection limit (MDL)
J: Estimated concentration above the method detection limit and below the reporting limit.
U: the substance was detected below the Minimum Detection Concentration (MDC) and the precision of the laboratory instruments could not produce a reliable value. Therefore, the value followed by U is qualifited by the laboratory as estimated.

Table 6a
Groundwater Analytical Data - February 2026
2026 Semiannual Groundwater Monitoring and Corrective Action Report
Plant Yates - A-3, A, B, B' and R6 CCR Landfill

Analyte	Units	YGWC-38 2/18/2026	YGWC-41 2/19/2026	YGWC-42 2/19/2026	YGWC-43 2/18/2026	YGWC-49 2/19/2026	YGWC-50 2/19/2026
Appendix III							
pH	SU	6.92	5.04	5.51	5.48	5.77	5.31
Boron	mg/l	2.5	4.2	13.8	3.7	< 0.0073	21.7
Calcium	mg/l	33.4	15.4	88.8	17.7	10.3	358
Chloride	mg/l	4.7	3.9	3.9	3.0	4.1	10.6
Fluoride	mg/l	0.062 J	< 0.050	0.052 J	0.082 J	< 0.050	0.083 J
Sulfate	mg/l	156	111	518	199	58.0	1150
Total Dissolved Solids	mg/l	295	220	912	395	148	2030
Appendix IV							
Antimony	mg/l	< 0.00043	< 0.00043	< 0.00043	< 0.00043	< 0.00043	< 0.0022
Arsenic	mg/l	< 0.00041	< 0.00041	< 0.00041	< 0.00041	< 0.00041	< 0.0020
Barium	mg/l	0.018	0.021	0.023	0.028	0.052	0.015 J
Beryllium	mg/l	0.0016	0.0015	< 0.00015	0.00064	< 0.00015	0.0016 J
Cadmium	mg/l	0.00052	< 0.00010	0.00014 J	< 0.00010	< 0.00010	0.0070
Chromium	mg/l	< 0.00024	< 0.00024	0.00030 J	0.00053 J	0.0022 J	< 0.0012
Cobalt	mg/l	< 0.00012	< 0.00012	0.0031 J	0.00060 J	< 0.00012	0.0054 J
Fluoride	mg/l	0.062 J	< 0.050	0.052 J	0.082 J	< 0.050	0.083 J
Lead	mg/l	< 0.00027	< 0.00027	< 0.00027	< 0.00027	< 0.00027	< 0.0014
Lithium	mg/l	0.00590	0.00259	0.0383	0.0172	0.00335	0.00232
Mercury	mg/l	< 0.000091	< 0.000091	< 0.000091	< 0.000091	< 0.000091	< 0.000091
Molybdenum	mg/l	< 0.0020	< 0.0020	< 0.0020	< 0.0020	< 0.0020	< 0.0099
Combined Radium - 226/228	pCi/l	0.982 U	0.528 U	0.592 U	3.51	0.500 U	1.11 U
Selenium	mg/l	0.044	0.023	0.036	< 0.00050	0.0052	< 0.0025
Thallium	mg/l	< 0.00017	< 0.00017	< 0.00017	< 0.00017	< 0.00017	< 0.00085
Other Parameters							
Alkalinity, Bicarbonate	mg/L as $CaCO_3$	10.3	7.6	33.2	31.7	17.5	57.5
Alkalinity, Carbonate	mg/L as $CaCO_3$	< 5.0	< 5.0	< 5.0	< 5.0	< 5.0	< 5.0
Alkalinity	mg/L as $CaCO_3$	10.3	7.6	33.2	31.7	17.5	57.5
Magnesium	mg/L	19.1	18.5	95.6	37.4	6.8	124
Potassium	mg/L	3.3	2.5	11.4	7.5	1.7	4.8
Sodium	mg/L	17.6	14.7	32.4	20.2	16.0	30.8

Notes:

Appendix III = Consituents for Detection Monitoring - 40 CFR Part 257 Appendix III

Appendix IV = Consituents for Assessment Monitoring - 40 CFR Part 257 Appendix IV

Acronyms and Abbreviations:

mg/L = milligrams per liter
pCi/L = picoCuries per liter
NA = Not Analyzed

< = Analyte was not detected above the laboratory method detection limit (MDL)

J: Estimated concentration above the method detection limit and below the reporting limit.

U: the substance was detected below the Minimum Detection Concentration (MDC) and the precision of the laboratory instruments could not produce a reliable value. Therefore, the value followed by U is qualifited by the laboratory as estimated.

Table 6b
Upgradient Groundwater Analytical Data - February 2026
2026 Semiannual Groundwater Monitoring and Corrective Action Report
Georgia Power Company
Plant Yates - AP-3, B, B', and R6 CCR Landfill

Analyte	Units	YGWA-1I 2/17/2026	YGWA-1D 2/17/2026	YGWA-2I 2/17/2026	YGWA-3I 2/17/2026	YGWA-3D 2/17/2026	YGWA-4I 2/17/2026	YGWA-5I 2/17/2026	YGWA-5D 2/17/2026
Appendix III									
pH	SU	7.03	6.07	7.25	7.63	9.84	6.11	5.68	7.50
Boron	mg/l	< 0.0073	< 0.0073	< 0.0073	< 0.0073	< 0.0073	< 0.0073	< 0.0073	0.011 J
Calcium	mg/l	15.5	1.7	27.5	23.1	30.7	9.8	2.8	29.1
Chloride	mg/l	1.1	1.3	1.1	1.1	1.1	5.4	4.8	3.5
Fluoride	mg/l	0.061 J	< 0.050	0.084 J	0.092 J	0.43	0.068 J	< 0.050	0.054 J
Sulfate	mg/l	11.5	4.4	21.8	13.8	8.4	9.1	2.5	4.9
Total Dissolved Solids	mg/l	113	51.0	167	139	148	121	94.0	158
Appendix IV									
Antimony	mg/l	< 0.00043	< 0.00043	0.00063 J	< 0.00043	0.00089 J	0.00045 J	< 0.00043	< 0.00043
Arsenic	mg/l	0.00063 J	< 0.00041	< 0.00041	< 0.00041	< 0.00041	< 0.00041	< 0.00041	0.0012 J
Barium	mg/l	0.0064	0.0084	0.0048 J	0.0031 J	0.0048 J	0.016	0.021	0.0078
Beryllium	mg/l	< 0.00015	< 0.00015	< 0.00015	< 0.00015	< 0.00015	< 0.00015	< 0.00015	< 0.00015
Cadmium	mg/l	< 0.00010	< 0.00010	< 0.00010	< 0.00010	< 0.00010	< 0.00010	< 0.00010	< 0.00010
Chromium	mg/l	0.00025 J	0.00046 J	0.00029 J	0.00028 J	< 0.00024	0.00026 J	0.00036 J	< 0.00024
Cobalt	mg/l	0.00040 J	0.0020 J	< 0.00012	< 0.00012	< 0.00012	0.00013 J	< 0.00012	< 0.00012
Fluoride	mg/l	0.061 J	< 0.050	0.084 J	0.092 J	0.43	0.068 J	< 0.050	0.054 J
Lead	mg/l	< 0.00027	< 0.00027	< 0.00027	< 0.00027	< 0.00027	< 0.00027	< 0.00027	< 0.00027
Lithium	mg/l	0.00818	0.00348	0.00349	0.0246	0.0284	0.0186	0.00433	0.00429
Mercury	mg/l	0.00011 J	< 0.000091	< 0.000091	< 0.000091	< 0.000091	< 0.000091	< 0.000091	0.00010 J
Molybdenum	mg/l	0.0091 J	0.0033 J	0.0075 J	0.0060 J	0.010	< 0.0020	< 0.0020	< 0.0020
Combined Radium - 226/228	pci/l	0.534 U	0.373 U	0.723 U	0.742 U	2.89	1.46	0.785 U	2.72
Selenium	mg/l	< 0.00050	< 0.00050	< 0.00050	< 0.00050	< 0.00050	0.00057 J	< 0.00050	< 0.00050
Thallium	mg/l	< 0.00017	< 0.00017	< 0.00017	< 0.00017	< 0.00017	< 0.00017	< 0.00017	< 0.00017
Other Parameters									
Alkalinity	mg/L as $CaCO_3$	59.8	15.9	78.7	86.7	109	57.8	26.9	106
Alkalinity, Bicarbonate	mg/L as $CaCO_3$	< 5.0	< 5.0	< 5.0	< 5.0	< 5.0	< 5.0	< 5.0	< 5.0
Alkalinity, Carbonate	mg/L as $CaCO_3$	59.8	15.9	78.7	86.7	109	57.8	26.9	106
Magnesium	mg/L	2.0	1.5	4.5	5.5	3.8	6.1	2.9	4.8
Potassium	mg/L	3.9	2.1	5.4	5.0	3.7	4.3	1.6	3.6
Sodium	mg/L	11.0	5.0	9.7	9.8	10.4	10.8	11.5	9.9

Notes:
Appendix III = Consituents for Detection Monitoring - 40 CFR Part 257
Appendix IV = Consituents for Assessment Monitoring - 40 CFR Part 257

Acronyms and Abbreviations:
mg/L = milligrams per liter
pCi/L = picoCuries per liter
< = Analyte was not detected above the laboratory method detection limit (MDL)
J: Estimated concentration above the method detection limit and below the reporting limit
U: the substance was detected below the Minimum Detection Concentration (MDC) and the precision of the laboratory instruments could not produce a reliable value. Therefore, the value followed by U is qualifited by the laboratory as estimated.

Table 6b
Upgradient Groundwater Analytical Data - February 2026
2026 Semiannual Groundwater Monitoring and Corrective Action Report
Georgia Power Company
Plant Yates - AP-3, B, B', and R6 CCR Landfill

Analyte	Units	YGWA-14S 2/17/2026	YGWA-17S 2/17/2026	YGWA-18S 2/17/2026	YGWA-18I 2/17/2026	YGWA-20S 2/17/2026	YGWA-21I 2/17/2026	YGWA-30I 2/17/2026	YGWA-39 2/17/2026
Appendix III									
pH	SU	5.54	7.52	7.38	7.17	5.77	6.69	5.64	8.01
Boron	mg/l	0.021 J	0.013 J	< 0.0073	< 0.0073	< 0.0073	0.0079 J	< 0.0073	0.10
Calcium	mg/l	1.4	3.4	0.86	5.6	2.9	8.9	1.4	17.9
Chloride	mg/l	5.1	11.9	6.9	7.7	3.2	2.1	1.7	4.1
Fluoride	mg/l	0.055 J	< 0.050	< 0.050	< 0.050	< 0.050	0.096 J	0.059 J	< 0.050
Sulfate	mg/l	7.7	4.4	0.74 J	0.55 J	< 0.50	4.1	1.1	8.4
Total Dissolved Solids	mg/l	66.0	84.0	53.0	99.0	88.0	133	52.0	224
Appendix IV									
Antimony	mg/l	< 0.00043	< 0.00043	< 0.00043	< 0.00043	< 0.00043	0.00089 J	< 0.00043	< 0.00043
Arsenic	mg/l	< 0.00041	< 0.00041	< 0.00041	< 0.00041	< 0.00041	0.0011 J	< 0.00041	< 0.00041
Barium	mg/l	0.0098	0.019	0.012	0.023	0.017	0.0083	0.0076	0.041
Beryllium	mg/l	0.00024 J	< 0.00015	< 0.00015	< 0.00015	< 0.00015	< 0.00015	< 0.00015	< 0.00015
Cadmium	mg/l	< 0.00010	< 0.00010	< 0.00010	< 0.00010	< 0.00010	< 0.00010	< 0.00010	< 0.00010
Chromium	mg/l	< 0.00024	0.00048 J	0.0012 J	0.00090 J	0.00063 J	< 0.00024	< 0.00024	< 0.00024
Cobalt	mg/l	< 0.00012	< 0.00012	< 0.00012	< 0.00012	< 0.00012	0.041	0.0019 J	0.0013 J
Fluoride	mg/l	0.055 J	< 0.050	< 0.050	< 0.050	< 0.050	0.096 J	0.059 J	< 0.050
Lead	mg/l	< 0.00027	< 0.00027	< 0.00027	< 0.00027	< 0.00027	< 0.00027	< 0.00027	< 0.00027
Lithium	mg/l	< 0.000600	< 0.000600	0.00295	0.00378	0.000604 J	0.00743	0.00128 J	0.00703
Mercury	mg/l	< 0.000091	< 0.000091	< 0.000091	< 0.000091	< 0.000091	< 0.000091	< 0.000091	< 0.000091
Molybdenum	mg/l	< 0.0020	< 0.0020	< 0.0020	< 0.0020	< 0.0020	< 0.0020	< 0.0020	0.0059 J
Combined Radium - 226/228	pci/l	1.04 U	0.875 U	0.873 U	0.0803 U	0.923 U	0.854 U	1.14 U	0.767 U
Selenium	mg/l	0.0014 J	< 0.00050	< 0.00050	< 0.00050	< 0.00050	< 0.00050	< 0.00050	< 0.00050
Thallium	mg/l	< 0.00017	< 0.00017	< 0.00017	< 0.00017	< 0.00017	< 0.00017	< 0.00017	< 0.00017
Other Parameters									
Alkalinity	mg/L as $CaCO_3$	9.8	15.2	10.7	34.9	28.0	73.4	15.5	187
Alkalinity, Bicarbonate	mg/L as $CaCO_3$	< 5.0	< 5.0	< 5.0	< 5.0	< 5.0	< 5.0	< 5.0	< 5.0
Alkalinity, Carbonate	mg/L as $CaCO_3$	9.8	15.2	10.7	34.9	28.0	73.4	15.5	187
Magnesium	mg/L	1.6	1.1	0.84	3.1	0.70	4.6	0.97	21.4
Potassium	mg/L	0.81	0.44	0.54	1.0	0.64	3.6	0.73	5.9
Sodium	mg/L	10.1	16.1	9.3	12.7	10.8	18.7	6.6	26.9

Notes:
Appendix III = Consituents for Detection Monitoring - 40 CFR Part 257
Appendix IV = Consituents for Assessment Monitoring - 40 CFR Part 257

Acronyms and Abbreviations:
mg/L = milligrams per liter
pCi/L = picoCuries per liter
< = Analyte was not detected above the laboratory method detection limit (MDL)
J: Estimated concentration above the method detection limit and below the reporting limit
U: the substance was detected below the Minimum Detection Concentration (MDC) and the precision of the laboratory instruments could not produce a reliable value. Therefore, the value followed by U is qualifited by the laboratory as estimated.

Table 6b
Upgradient Groundwater Analytical Data - February 2026
2026 Semiannual Groundwater Monitoring and Corrective Action Report
Georgia Power Company
Plant Yates - AP-3, B, B', and R6 CCR Landfill

Analyte	Units	YGWA-40 2/17/2026	YGWA-47 2/17/2026
Appendix III			
pH	SU	7.87	5.16
Boron	mg/l	0.078	0.018 J
Calcium	mg/l	5.3	10.7
Chloride	mg/l	5.0	3.7
Fluoride	mg/l	< 0.050	0.070 J
Sulfate	mg/l	20.5	50.9
Total Dissolved Solids	mg/l	85.0	153
Appendix IV			
Antimony	mg/l	< 0.00043	< 0.00043
Arsenic	mg/l	< 0.00041	< 0.00041
Barium	mg/l	0.034	0.035
Beryllium	mg/l	0.00023 J	< 0.00015
Cadmium	mg/l	< 0.00010	< 0.00010
Chromium	mg/l	< 0.00024	0.00035 J
Cobalt	mg/l	0.00015 J	0.00057 J
Fluoride	mg/l	< 0.050	0.070 J
Lead	mg/l	< 0.00027	< 0.00027
Lithium	mg/l	0.000828 J	0.00385
Mercury	mg/l	0.00025	< 0.000091
Molybdenum	mg/l	< 0.0020	< 0.0020
Combined Radium - 226/228	pci/l	0.243 U	1.15 U
Selenium	mg/l	0.00074 J	0.00051 J
Thallium	mg/l	< 0.00017	< 0.00017
Other Parameters			
Alkalinity	mg/L as $CaCO_3$	22.1	40.4
Alkalinity, Bicarbonate	mg/L as $CaCO_3$	< 5.0	< 5.0
Alkalinity, Carbonate	mg/L as $CaCO_3$	22.1	40.4
Magnesium	mg/L	3.0	12.0
Potassium	mg/L	2.0	4.0
Sodium	mg/L	10.8	12.6

Notes:
Appendix III = Consituents for Detection Monitoring - 40 CFR Part 257
Appendix IV = Consituents for Assessment Monitoring - 40 CFR Part 257

Acronyms and Abbreviations:
mg/L = milligrams per liter
pCi/L = picoCuries per liter
< = Analyte was not detected above the laboratory method detection limit (MDL)
J: Estimated concentration above the method detection limit and below the reporting limit
U: the substance was detected below the Minimum Detection Concentration (MDC) and the precision of the laboratory instruments could not produce a reliable value. Therefore, the value followed by U is qualifited by the laboratory as estimated.

Table 7
Background Levels and Groundwater Protection Standards
2026 Semiannual Groundwater Monitoring and Corrective Action Report
Plant Yates - AP-3, A, B, B' and R6 CCR Landfill

Constituent	Units	Background [1]	GWPS
August 2024 (AP-3, A, B, B', R6 Landfill)			
Antimony	mg/L	0.0047	0.006
Arsenic	mg/L	0.0046	0.010
Barium	mg/L	0.21	2.0
Beryllium	mg/L	0.0011	0.004
Cadmium	mg/L	0.00063	0.005
Chromium	mg/L	0.0093	0.100
Cobalt	mg/L	0.041	0.041 [2]
Fluoride	mg/L	1.10	4.0
Lead	mg/L	0.0013	0.015
Lithium	mg/L	0.028	0.040
Mercury	mg/L	0.00064	0.002
Molybdenum	mg/L	0.030	0.100
Selenium	mg/L	0.005	0.050
Thallium	mg/L	0.00053	0.002
Combined Radium - 226/228	pCi/L	6.92	6.92 [2]

Notes:

1. Site background: Tolerance limits calculated from pooled upgradient well data.

2. Background concentration is higher than the federally promulgated value (0.006 mg/L for Cobalt). Background is higher than radium MCL (5 mg/L). Therefore, background is the GWPS.

Acronyms and Abbreviations:
GWPS = Groundwater Protection Standard per 40 CFR §257.95(h). On February 22, 2022, the GA EPD updated the Rules for Solid Waste Management 391-3-4-.10(6) to incorporate updated Federal GWPS for cobalt, lead, molydenum, and lithium.

CFR = Code of Federal Regulations

MCL = Maximum Contaminant Level

mg/L = millgrams per liter

pCi/L = picocuries per liter

Figures

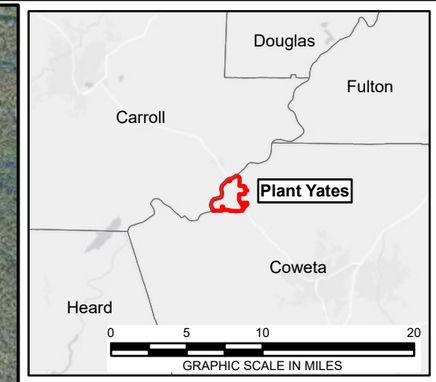

LEGEND

APPROXIMATE PROPERTY BOUNDARY

PERMITTED UNIT BOUNDARY

NOTE:
AERIAL IMAGE SOURCES: DECEMBER 2025 IMAGERY FLOWN AND PROCESSED BY SAM LLC; NATIONAL AGRICULTURE IMAGERY PROGRAM (NAIP) 2025 IMAGERY.

0 650 1,300 2,600

GRAPHIC SCALE IN FEET

COORDINATE SYSTEM: NAD 1983 STATEPLANE GEORGIA WEST FIPS 1002 FEET

Georgia Power

PLANT YATES AP-3, A, B, B', AND R6 CCR LANDFILL
NEWNAN, GA

2026 SEMIANNUAL GROUNDWATER MONITORING AND CORRECTIVE ACTION REPORT

SITE LOCATION MAP

ARCADIS

FIGURE
1

LEGEND

- SAPROLITE DETECTION MONITORING WELL LOCATION
- TRANSITION DETECTION MONITORING WELL LOCATION
- BEDROCK DETECTION MONITORING WELL LOCATION
- SAPROLITE ASSESSMENT WELL/ PIEZOMETER
- TRANSITION ASSESSMENT WELL/ PIEZOMETER
- BEDROCK ASSESSMENT WELL/ PIEZOMETER
- PERMITTED UNIT BOUNDARY
- AREA WHERE ASH HAS BEEN CERTIFIED REMOVED AS OF 1/31/2024

NOTE:
AERIAL IMAGE SOURCES: DECEMBER 2025 IMAGERY FLOWN AND PROCESSED BY SAM LLC; NATIONAL AGRICULTURE IMAGERY PROGRAM (NAIP) 2025 IMAGERY.

0 450 900 1,800
GRAPHIC SCALE IN FEET

COORDINATE SYSTEM: NAD 1983 STATEPLANE GEORGIA WEST FIPS 1002 FEET

Georgia Power

PLANT YATES AP-3, A, B, B', AND R6 CCR LANDFILL
NEWNAN, GA

2026 SEMIANNUAL GROUNDWATER MONITORING AND CORRECTIVE ACTION REPORT

PLANT YATES CCR REMOVAL AREAS

ARCADIS

FIGURE
2

LEGEND

- SAPROLITE DETECTION MONITORING WELL LOCATION
- TRANSITION DETECTION MONITORING WELL LOCATION
- BEDROCK DETECTION MONITORING WELL LOCATION
- SAPROLITE ASSESSMENT WELL/ PIEZOMETER
- TRANSITION ASSESSMENT WELL/ PIEZOMETER
- BEDROCK ASSESSMENT WELL/ PIEZOMETER
- PERMITTED UNIT BOUNDARY

NOTE:
AERIAL IMAGE SOURCES: DECEMBER 2025 IMAGERY FLOWN AND PROCESSED BY SAM LLC; NATIONAL AGRICULTURE IMAGERY PROGRAM (NAIP) 2025 IMAGERY.

0 350 700 1,400
GRAPHIC SCALE IN FEET

COORDINATE SYSTEM: NAD 1983 STATEPLANE GEORGIA WEST FIPS 1002 FEET

Georgia Power

PLANT YATES AP-3, A, B, B', AND R6 CCR LANDFILL
NEWNAN, GA

2026 SEMIANNUAL GROUNDWATER MONITORING AND CORRECTIVE ACTION REPORT

WELL LOCATION MAP

ARCADIS

FIGURE
3

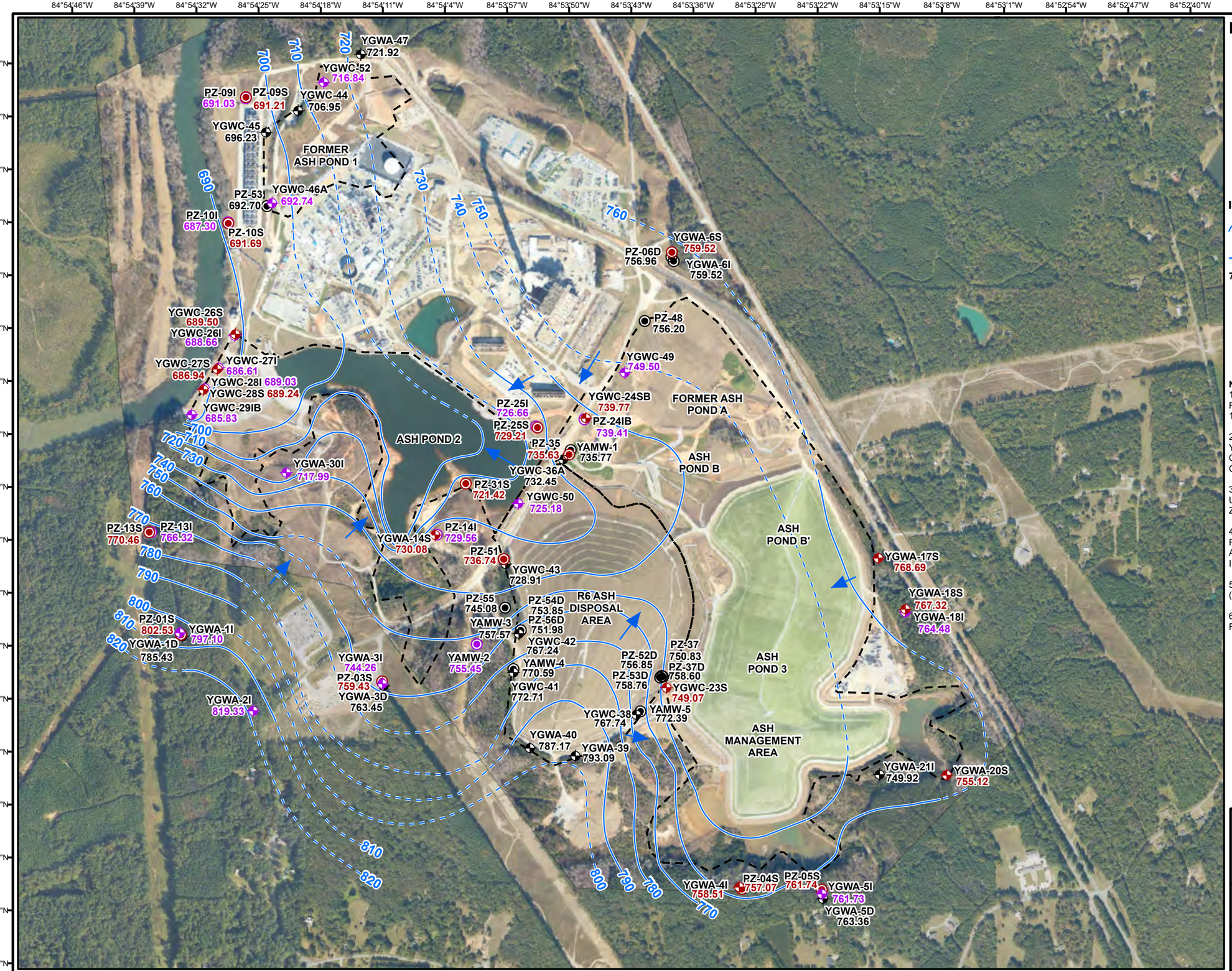

LEGEND

- SAPROLITE NETWORK MONITORING WELL LOCATION
- TRANSITION NETWORK MONITORING WELL LOCATION
- BEDROCK NETWORK MONITORING WELL LOCATION
- SAPROLITE NON-NETWORK WELL/ PIEZOMETER
- TRANSITION NON-NETWORK WELL/ PIEZOMETER
- BEDROCK NON-NETWORK WELL/ PIEZOMETER
- PERMITTED UNIT BOUNDARY
- APPROXIMATE POTENTIOMETRIC CONTOUR (FEET) DASHED WHERE INFERRED
- FLOW LINE
- 757.11 GROUNDWATER ELEVATION (FEET)

GEORGIA REGISTERED No. PE027801 PROFESSIONAL ENGINEER

NOTES:

1. SHALLOW GROUNDWATER ELEVATIONS RECEIVED FROM SOIL COMPRISED OF SAPROLITE RANGING FROM 15 - 60 FEET BELOW GROUND SURFACE.

2. BEDROCK WELLS YGWA-40, YGWA-39, YGWC-38, YGWC-41, YGWC-42 USED FOR CONTOURING. ALL OTHER BEDROCK WELLS NOT USED TO CREATE CONTOURS.

3. SAPROLITE WELL GROUNDWATER ELEVATIONS WERE USED FOR CONTOURING FOR SAPROLITE/TRANSITION ZONE/BEDROCK WELL CLUSTER LOCATIONS.

4. AERIAL IMAGE SOURCES: DECEMBER 2025 IMAGERY FLOWN AND PROCESSED BY SAM LLC; NATIONAL AGRICULTURE IMAGERY PROGRAM (NAIP) 2025 IMAGERY.

5. ELEVATION IS PRESENTED IN U.S. SURVEY FEET (NAVD 1988).

6. GROUNDWATER ELEVATIONS COLLECTED ON FEBRUARY 16, 2026.

0 450 900 1,800

GRAPHIC SCALE IN FEET

COORDINATE SYSTEM: NAD 1983 STATEPLANE GEORGIA WEST FIPS 1002 FEET

Georgia Power

PLANT YATES AP-3, A, B, B', AND R6 CCR LANDFILL
NEWNAN, GA

2026 SEMIANNUAL GROUNDWATER MONITORING AND CORRECTIVE ACTION REPORT

SITEWIDE GROUNDWATER ELEVATION MAP FEBRUARY 2026

ARCADIS

FIGURE **4**

LEGEND

- SAPROLITE DETECTION MONITORING WELL LOCATION
- TRANSITION DETECTION MONITORING WELL LOCATION
- BEDROCK DETECTION MONITORING WELL LOCATION
- SAPROLITE ASSESSMENT WELL/ PIEZOMETER
- TRANSITION ASSESSMENT WELL/ PIEZOMETER
- BEDROCK ASSESSMENT WELL/ PIEZOMETER
- PERMITTED UNIT BOUNDARY
- GROUNDWATER FLOW DIRECTION
- APPROXIMATE POTENTIOMETRIC CONTOUR (FEET) DASHED WHERE INFERRED
- **757.11** GROUNDWATER ELEVATION (FEET)

GEORGIA REGISTERED No. PE027801 PROFESSIONAL ENGINEER NON-CONFORMING

NOTES:

1. SHALLOW GROUNDWATER ELEVATIONS ARE DERIVED FROM SOIL COMPRISED OF SAPROLITE, RANGING FROM 15 - 60 FEET BELOW GROUND SURFACE.

2. BEDROCK WELLS YGWA-40, YGWA-39, YGWC-38, YGWC-41, YGWC-42 USED FOR CONTOURING. ALL OTHER BEDROCK WELLS NOT USED TO CREATE CONTOURS.

3. SAPROLITE WELL GROUNDWATER ELEVATIONS WERE USED FOR CONTOURING FOR SAPROLITE/TRANSITION ZONE/BEDROCK WELL CLUSTER LOCATIONS.

4. AERIAL IMAGE SOURCES: DECEMBER 2025 IMAGERY FLOWN AND PROCESSED BY SAM LLC; NATIONAL AGRICULTURE IMAGERY PROGRAM (NAIP) 2025 IMAGERY.

5. ELEVATION IS PRESENTED IN U.S. SURVEY FEET (NAVD 1988).

6. GROUNDWATER ELEVATIONS COLLECTED ON FEBRUARY 16, 2026.

0 350 700 1,400

GRAPHIC SCALE IN FEET

COORDINATE SYSTEM: NAD 1983 STATEPLANE GEORGIA WEST FIPS 1002 FEET

Georgia Power

PLANT YATES AP-3, A, B, B', AND R6 CCR LANDFILL
NEWNAN, GA

2026 SEMIANNUAL GROUNDWATER MONITORING AND CORRECTIVE ACTION REPORT

GROUNDWATER ELEVATION MAP FEBRUARY 2026

ARCADIS

FIGURE **5**

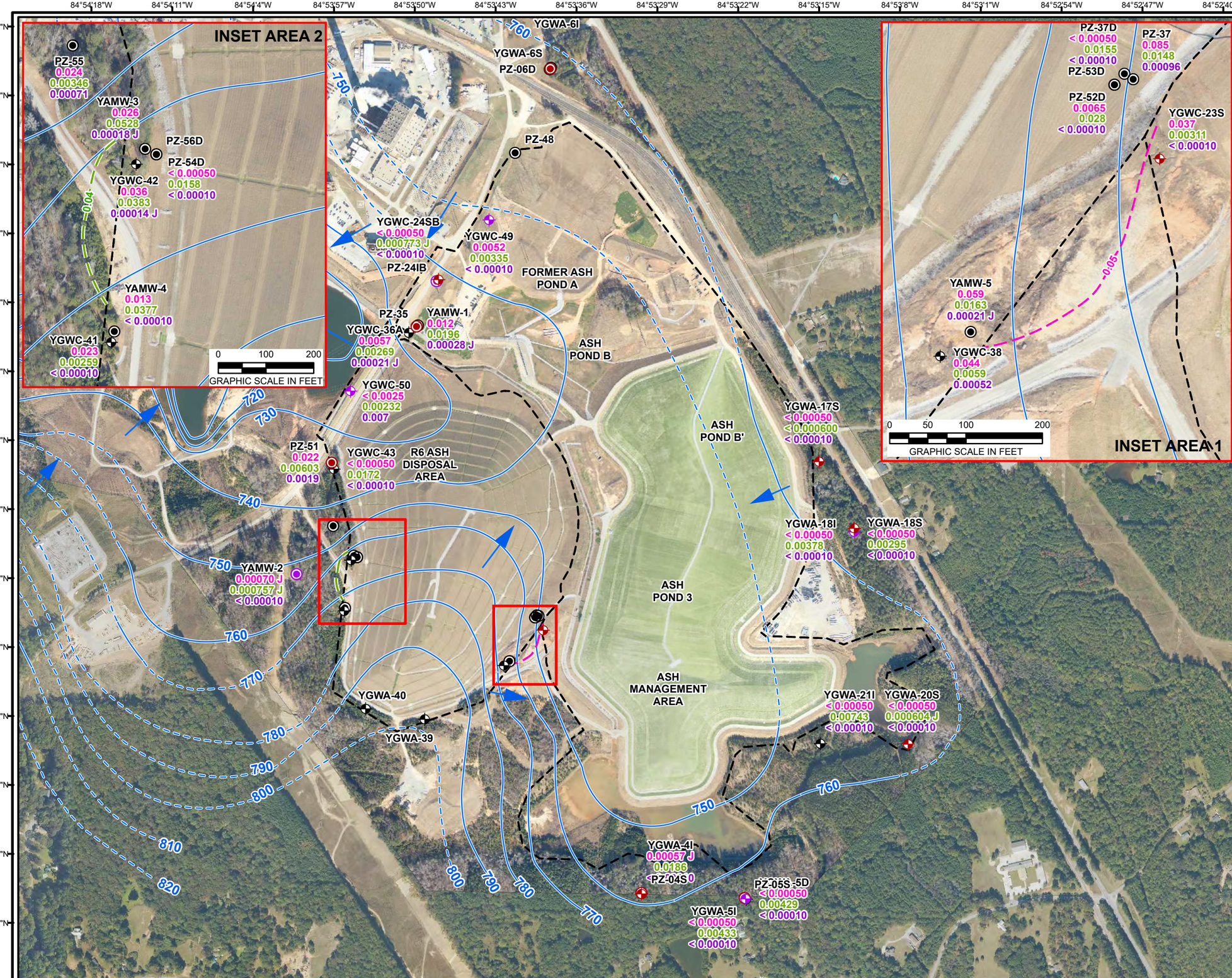

LEGEND

- SAPROLITE DETECTION MONITORING WELL LOCATION
- TRANSITION DETECTION MONITORING WELL LOCATION
- BEDROCK DETECTION MONITORING WELL LOCATION
- SAPROLITE ASSESSMENT WELL/ PIEZOMETER
- TRANSITION ASSESSMENT WELL/ PIEZOMETER
- BEDROCK ASSESSMENT WELL/ PIEZOMETER
- PERMITTED UNIT BOUNDARY
- APPROXIMATE POTENTIOMETRIC CONTOUR (FEET) DASHED WHERE INFERRED
- GROUNDWATER FLOW DIRECTION
- SELENIUM ISOCONTOUR LINE (DASHED WHERE INFERRED)

SELENIUM GROUNDWATER PROTECTION STANDARD VALUE = 0.050 mg/L

0.045 SELENIUM CONCENTRATION VALUES (mg/L)

- LITHIUM ISOCONTOUR LINE (DASHED WHERE INFERRED)

LITHIUM GROUNDWATER PROTECTION STANDARD VALUE = 0.04 mg/L

0.029 LITHIUM CONCENTRATION VALUES (mg/L)

- CADMIUM ISOCONTOUR LINE (DASHED WHERE INFERRED)

CADMIUM GROUNDWATER PROTECTION STANDARD VALUE = 0.005 mg/L

0.011 CADMIUM CONCENTRATION VALUES (mg/L)

NOTES:

1. RESULTS ARE PROVIDED IN MILLIGRAMS PER LITER (mg/L)
2. J = ESTIMATED VALUE
3. < = LESS THAN
4. SAMPLES WERE COLLECTED FEBRUARY 17-19, 2026.
5. APPROXIMATE POTENTIOMETRIC CONTOURS DATED FEBRUARY 16, 2026.
6. AERIAL IMAGE SOURCES: DECEMBER 2025 IMAGERY FLOWN AND PROCESSED BY SAM LLC; NATIONAL AGRICULTURE IMAGERY PROGRAM (NAIP) 2025 IMAGERY.

0 350 700 1,400

GRAPHIC SCALE IN FEET

COORDINATE SYSTEM: NAD 1983 STATEPLANE GEORGIA WEST FIPS 1002 FEET

Georgia Power

PLANT YATES AP-3, A, B, B', AND R6 CCR LANDFILL
NEWNAN, GA

2026 SEMIANNUAL GROUNDWATER MONITORING AND CORRECTIVE ACTION REPORT

SELENIUM, LITHIUM AND CADMIUM ISOCONCENTRATION MAP – FEBRUARY 2026

ARCADIS

FIGURE

6

Appendix A

Field Sampling and Well Inspection Forms

February 2026

Field Instrumentation Calibration Form

Site Name: Plant Yates

Date: 2/17/26

Calibrated By: D. Prouty

Field Conditions: Cloudy

Instrument	Manufactuer/ Model	Serial Number
Water Quality Meter	Aquatroll 600	1035053
Turbidity Meter	HACH 2100Q	170506057939

Calibration Standard Information				
Parameter	Standard	Lot #	Date of Expiration	Brand
Specific Conductance (µS/cm)	1,413	5GA02110	Mar-26	PINE
pH (SU)	4.00	5GA0865	Jan-27	PINE
pH (SU)	7.00	4GL1064	Dec-26	PINE
pH (SU)	10.00	4GG1192	Jul-26	PINE
D.O. (%)	N/A	N/A	N/A	N/A
ORP (mV)	240.0	6GI5002	Dec-26	PINE

Calibration					
Time Start: 7:40 AM		Time Finish: 8:10 AM			
Parameter	Standard	Calibration Value	Calibration Solution Temperature (°C)	Acceptance Criteria	Reference
Specific Conductance (µS/cm)	1,413	1,413	25.00	± 10% of standard	EPA 2023
pH (SU)	4.00	4.00	8.98	± 0.1	GWMP
pH (SU)	7.00	7.00	12.08	± 0.1	GWMP
pH (SU)	10.00	10.00	9.82	± 0.1	GWMP
D.O. (%)	N/A	100.00	17.57	± 10%	NA
ORP (mV)	240.0	248.1	10.60	± 10	EPA 2024

	Standard	Calibration Value	Acceptance Criteria	Reference
Turbidity (NTU)	20	19.8	± 10% of standard	EPA 2023
	100	99.9		
	800	802		
	10	10.0		

Calibration Check					
Time Start: 1:50 PM		Time Finish: 2:10 PM			
Parameter	Standard	Calibration Value	Calibration Solution Temperature (°C)	Acceptance Criteria	Reference
Specific Conductance (µS/cm)	1,413	1,413	25.00	± 10% of standard	EPA 2023
pH (SU)	4.00	4.00	21.55	± 0.1	GWMP
pH (SU)	7.00	7.00	22.26	± 0.1	GWMP
pH (SU)	10.00	10.00	23.31	± 0.1	GWMP

	Standard	Calibration Value	Acceptance Criteria	Reference
Turbidity (NTU)	20	19.8	± 10% of standard	EPA 2023
	100	101		
	800	801		
	10	10.0		

Notes:

Field Instrumentation Calibration Form

Site Name: Plant Yates

Date: 2/18/26

Calibrated By: D. Prouty

Field Conditions: Cloudy

Instrument	Manufactuer/ Model	Serial Number
Water Quality Meter	Aquatroll 600	1035053
Turbidity Meter	HACH 2100Q	170506057939

Calibration Standard Information				
Parameter	Standard	Lot #	Date of Expiration	Brand
Specific Conductance (µS/cm)	1,413	5GA02110	Mar-26	PINE
pH (SU)	4.00	5GA0865	Jan-27	PINE
pH (SU)	7.00	4GL1064	Dec-26	PINE
pH (SU)	10.00	4GG1192	Jul-26	PINE
D.O. (%)	N/A	N/A	N/A	N/A
ORP (mV)	240.0	6GI5002	Dec-26	PINE

Calibration					
Time Start: 6:00 AM		Time Finish: 6:30 AM			
Parameter	Standard	Calibration Value	Calibration Solution Temperature (°C)	Acceptance Criteria	Reference
Specific Conductance (µS/cm)	1,413	1,413	25.00	± 10% of standard	EPA 2023
pH (SU)	4.00	4.00	20.91	± 0.1	GWMP
pH (SU)	7.00	7.00	20.94	± 0.1	GWMP
pH (SU)	10.00	10.00	21.07	± 0.1	GWMP
D.O. (%)	N/A	100.00	21.03	± 10%	NA
ORP (mV)	240.0	240.0	21.03	± 10	EPA 2024

	Standard	Calibration Value	Acceptance Criteria	Reference
Turbidity (NTU)	20	19.9	± 10% of standard	EPA 2023
	100	101		
	800	801		
	10	10.0		

Calibration Check					
Time Start: 1:00 PM		Time Finish: 1:30 PM			
Parameter	Standard	Calibration Value	Calibration Solution Temperature (°C)	Acceptance Criteria	Reference
Specific Conductance (µS/cm)	1,413	1,413	25.00	± 10% of standard	EPA 2023
pH (SU)	4.00	4.00	20.37	± 0.1	GWMP
pH (SU)	7.00	7.00	20.64	± 0.1	GWMP
pH (SU)	10.00	10.00	20.68	± 0.1	GWMP

	Standard	Calibration Value	Acceptance Criteria	Reference
Turbidity (NTU)	20	20.2	± 10% of standard	EPA 2023
	100	98.6		
	800	810		
	10	9.96		

Notes:

Field Instrumentation Calibration Form

Site Name: Plant Yates

Date: 2/19/26

Calibrated By: D. Prouty

Field Conditions: Clear

Instrument	Manufactuer/ Model	Serial Number
Water Quality Meter	Aquatroll 600	1035053
Turbidity Meter	HACH 2100Q	170506057939

Calibration Standard Information				
Parameter	Standard	Lot #	Date of Expiration	Brand
Specific Conductance (µS/cm)	1,413	5GA02110	Mar-26	PINE
pH (SU)	4.00	5GA0865	Jan-27	PINE
pH (SU)	7.00	4GL1064	Dec-26	PINE
pH (SU)	10.00	4GG1192	Jul-26	PINE
D.O. (%)	N/A	N/A	N/A	N/A
ORP (mV)	240.0	6GI5002	Dec-26	PINE

Calibration					
Time Start: 6:00 AM		Time Finish: 6:35 AM			
Parameter	Standard	Calibration Value	Calibration Solution Temperature (°C)	Acceptance Criteria	Reference
Specific Conductance (µS/cm)	1,413	1,413	25.00	± 10% of standard	EPA 2023
pH (SU)	4.00	4.00	21.45	± 0.1	GWMP
pH (SU)	7.00	7.00	21.55	± 0.1	GWMP
pH (SU)	10.00	10.00	21.69	± 0.1	GWMP
D.O. (%)	N/A	100.00	21.51	± 10%	NA
ORP (mV)	240.0	240.0	21.47	± 10	EPA 2024

	Standard	Calibration Value	Acceptance Criteria	Reference
Turbidity (NTU)	20	20.0	± 10% of standard	EPA 2023
	100	99.7		
	800	802		
	10	10.2		

Calibration Check					
Time Start: 12:00 PM		Time Finish: 12:15 PM			
Parameter	Standard	Calibration Value	Calibration Solution Temperature (°C)	Acceptance Criteria	Reference
Specific Conductance (µS/cm)	1,413	1,413	25.00	± 10% of standard	EPA 2023
pH (SU)	4.00	4.00	23.26	± 0.1	GWMP
pH (SU)	7.00	7.00	24.33	± 0.1	GWMP
pH (SU)	10.00	10.00	24.49	± 0.1	GWMP

	Standard	Calibration Value	Acceptance Criteria	Reference
Turbidity (NTU)	20	20.1	± 10% of standard	EPA 2023
	100	99.7		
	800	802		
	10	10.1		

Notes:

Field Instrumentation Calibration Form

Site Name: Plant Yates

Date: 2/17/26

Calibrated By: J. Swanson

Field Conditions: Cloudy

Instrument	Manufactuer/ Model	Serial Number
Water Quality Meter	Aquatroll 600	1022231
Turbidity Meter	HACH 2100Q	U123205X

Calibration Standard Information				
Parameter	Standard	Lot #	Date of Expiration	Brand
Specific Conductance (µS/cm)	1,413	8409390	Oct-26	FIELD Environmental
pH (SU)	4.00	44100C139	Nov-26	FIELD Environmental
pH (SU)	7.00	45040032	Mar-27	FIELD Environmental
pH (SU)	10.00	45030270	Mar-27	FIELD Environmental
D.O. (%)	N/A	N/A	N/A	N/A
ORP (mV)	220.0	3650657	Aug-26	FIELD Environmental

Calibration					
Time Start: 7:20 AM		Time Finish: 7:45 AM			
Parameter	Standard	Calibration Value	Calibration Solution Temperature (°C)	Acceptance Criteria	Reference
Specific Conductance (µS/cm)	1,413	1,413	25.00	± 10% of standard	EPA 2023
pH (SU)	4.00	4.00	19.80	± 0.1	GWMP
pH (SU)	7.00	7.00	20.33	± 0.1	GWMP
pH (SU)	10.00	10.00	19.76	± 0.1	GWMP
D.O. (%)	N/A	100.00	20.62	± 10%	NA
ORP (mV)	220.0	220.0	18.97	± 10	EPA 2024

	Standard	Calibration Value	Acceptance Criteria	Reference
Turbidity (NTU)	20	19.9	± 10% of standard	EPA 2023
	100	100		
	800	788		
	10	10.3		

Calibration Check					
Time Start: 12:45 PM		Time Finish: 1:10 PM			
Parameter	Standard	Calibration Value	Calibration Solution Temperature (°C)	Acceptance Criteria	Reference
Specific Conductance (µS/cm)	1,413	1,413	25.00	± 10% of standard	EPA 2023
pH (SU)	4.00	4.00	17.30	± 0.1	GWMP
pH (SU)	7.00	7.00	18.04	± 0.1	GWMP
pH (SU)	10.00	10.00	18.32	± 0.1	GWMP

	Standard	Calibration Value	Acceptance Criteria	Reference
Turbidity (NTU)	20	20.2	± 10% of standard	EPA 2023
	100	101		
	800	805		
	10	10.3		

Notes:

Field Instrumentation Calibration Form

Site Name: Plant Yates

Date: 2/18/26

Calibrated By: J. Swanson

Field Conditions: Cloudy

Instrument	Manufactuer/ Model	Serial Number
Water Quality Meter	Aquatroll 600	1022231
Turbidity Meter	HACH 2100Q	U123205X

Calibration Standard Information				
Parameter	Standard	Lot #	Date of Expiration	Brand
Specific Conductance (µS/cm)	1,413	8409390	Oct-26	FIELD Environmental
pH (SU)	4.00	44100C139	Nov-26	FIELD Environmental
pH (SU)	7.00	45040032	Mar-27	FIELD Environmental
pH (SU)	10.00	45030270	Mar-27	FIELD Environmental
D.O. (%)	N/A	N/A	N/A	N/A
ORP (mV)	220.0	3650657	Aug-26	FIELD Environmental

Calibration					
Time Start: 7:10 AM		Time Finish: 7:35 AM			
Parameter	Standard	Calibration Value	Calibration Solution Temperature (°C)	Acceptance Criteria	Reference
Specific Conductance (µS/cm)	1,413	1,413	25.00	± 10% of standard	EPA 2023
pH (SU)	4.00	4.00	18.79	± 0.1	GWMP
pH (SU)	7.00	7.00	18.86	± 0.1	GWMP
pH (SU)	10.00	10.00	18.62	± 0.1	GWMP
D.O. (%)	N/A	100.00	18.46	± 10%	NA
ORP (mV)	220.0	220.0	18.57	± 10	EPA 2024

	Standard	Calibration Value	Acceptance Criteria	Reference
Turbidity (NTU)	20	20.8	± 10% of standard	EPA 2023
	100	99.3		
	800	798		
	10	9.63		

Calibration Check					
Time Start: 12:20 PM		Time Finish: 12:35 PM			
Parameter	Standard	Calibration Value	Calibration Solution Temperature (°C)	Acceptance Criteria	Reference
Specific Conductance (µS/cm)	1,413	1,413	25.00	± 10% of standard	EPA 2023
pH (SU)	4.00	4.00	25.34	± 0.1	GWMP
pH (SU)	7.00	7.00	27.46	± 0.1	GWMP
pH (SU)	10.00	10.00	24.79	± 0.1	GWMP

	Standard	Calibration Value	Acceptance Criteria	Reference
Turbidity (NTU)	20	20.3	± 10% of standard	EPA 2023
	100	100		
	800	796		
	10	9.72		

Notes:

Field Instrumentation Calibration Form

Site Name: Plant Yates

Date: 2/19/26

Calibrated By: J. Swanson

Field Conditions: Clear

Instrument	Manufactuer/ Model	Serial Number
Water Quality Meter	Aquatroll 600	1022231
Turbidity Meter	HACH 2100Q	U123205X

Calibration Standard Information				
Parameter	Standard	Lot #	Date of Expiration	Brand
Specific Conductance (µS/cm)	1,413	8409390	Oct-26	FIELD Environmental
pH (SU)	4.00	44100C139	Nov-26	FIELD Environmental
pH (SU)	7.00	45040032	Mar-27	FIELD Environmental
pH (SU)	10.00	45030270	Mar-27	FIELD Environmental
D.O. (%)	N/A	N/A	N/A	N/A
ORP (mV)	220.0	3650657	Aug-26	FIELD Environmental

Calibration					
Time Start: 7:00 AM		Time Finish: 7:40 AM			
Parameter	Standard	Calibration Value	Calibration Solution Temperature (°C)	Acceptance Criteria	Reference
Specific Conductance (µS/cm)	1,413	1,413	25.00	± 10% of standard	EPA 2023
pH (SU)	4.00	4.00	20.18	± 0.1	GWMP
pH (SU)	7.00	7.02	20.86	± 0.1	GWMP
pH (SU)	10.00	10.05	19.85	± 0.1	GWMP
D.O. (%)	N/A	100.00	22.50	± 10%	NA
ORP (mV)	220.0	220.0	20.77	± 10	EPA 2024

	Standard	Calibration Value	Acceptance Criteria	Reference
Turbidity (NTU)	20	20.0	± 10% of standard	EPA 2023
	100	100		
	800	798		
	10	10.1		

Calibration Check					
Time Start: N/A		Time Finish: N/A			
Parameter	Standard	Calibration Value	Calibration Solution Temperature (°C)	Acceptance Criteria	Reference
Specific Conductance (µS/cm)	1,413			± 10% of standard	EPA 2023
pH (SU)	4.00			± 0.1	GWMP
pH (SU)	7.00			± 0.1	GWMP
pH (SU)	10.00			± 0.1	GWMP

	Standard	Calibration Value	Acceptance Criteria	Reference
Turbidity (NTU)	20		± 10% of standard	EPA 2023
	100			
	800			
	10			

Notes:
No mid-day calibration check, sampling complete

Field Instrumentation Calibration Form

Site Name: Plant Yates

Date: 2/17/26

Calibrated By: J. Ware

Field Conditions: Cloudy

Instrument	Manufactuer/ Model	Serial Number
Water Quality Meter	Aquatroll 600	1270608
Turbidity Meter	Apera TN500	U132877X

Calibration Standard Information				
Parameter	Standard	Lot #	Date of Expiration	Brand
Specific Conductance (µS/cm)	1,413	8409390	Oct-26	FIELD Environmental
pH (SU)	4.00	44100C139	Nov-26	FIELD Environmental
pH (SU)	7.00	45040032	Mar-27	FIELD Environmental
pH (SU)	10.00	45030270	Mar-27	FIELD Environmental
D.O. (%)	N/A	N/A	N/A	N/A
ORP (mV)	220.0	3650657	Aug-26	FIELD Environmental

Calibration					
Time Start: 7:05		Time Finish: 7:40			
Parameter	Standard	Calibration Value	Calibration Solution Temperature (°C)	Acceptance Criteria	Reference
Specific Conductance (µS/cm)	1,413	1,413	25.00	± 10% of standard	EPA 2023
pH (SU)	4.00	4.00	18.83	± 0.1	GWMP
pH (SU)	7.00	7.00	18.73	± 0.1	GWMP
pH (SU)	10.00	10.00	18.72	± 0.1	GWMP
D.O. (%)	N/A	100.00	17.99	± 10%	NA
ORP (mV)	220.0	220.0	18.95	± 10	EPA 2024

	Standard	Calibration Value	Acceptance Criteria	Reference
Turbidity (NTU)	20	19.39	± 10% of standard	EPA 2023
	100	100		
	400	400		
	800	800		
	0.02	0.02		

Calibration Check					
Time Start: 12:40		Time Finish: 13:25			
Parameter	Standard	Calibration Value	Calibration Solution Temperature (°C)	Acceptance Criteria	Reference
Specific Conductance (µS/cm)	1,413	1,413	25.00	± 10% of standard	EPA 2023
pH (SU)	4.00	4.00	19.41	± 0.1	GWMP
pH (SU)	7.00	7.00	19.50	± 0.1	GWMP
pH (SU)	10.00	10.00	19.82	± 0.1	GWMP

	Standard	Calibration Value	Acceptance Criteria	Reference
Turbidity (NTU)	20	20.0	± 10% of standard	EPA 2023
	100	101		
	400	399		
	800	800		
	0.02	0.02		

Notes:

Field Instrumentation Calibration Form

Site Name: Plant Yates

Date: 2/18/26

Calibrated By: J. Ware

Field Conditions: Cloudy

Instrument	Manufactuer/ Model	Serial Number
Water Quality Meter	Aquatroll 600	1270608
Turbidity Meter	Apera TN500	U132877X

Calibration Standard Information				
Parameter	Standard	Lot #	Date of Expiration	Brand
Specific Conductance (µS/cm)	1,413	8409390	Oct-26	FIELD Environmental
pH (SU)	4.00	44100C139	Nov-26	FIELD Environmental
pH (SU)	7.00	45040032	Mar-27	FIELD Environmental
pH (SU)	10.00	45030270	Mar-27	FIELD Environmental
D.O. (%)	N/A	N/A	N/A	N/A
ORP (mV)	220.0	3650657	Aug-26	FIELD Environmental

Calibration					
Time Start: 7:15		Time Finish: 8:00			
Parameter	Standard	Calibration Value	Calibration Solution Temperature (°C)	Acceptance Criteria	Reference
Specific Conductance (µS/cm)	1,413	1,413	25.00	± 10% of standard	EPA 2023
pH (SU)	4.00	4.00	18.59	± 0.1	GWMP
pH (SU)	7.00	7.00	18.60	± 0.1	GWMP
pH (SU)	10.00	10.00	18,99	± 0.1	GWMP
D.O. (%)	N/A	100.00	19.09	± 10%	NA
ORP (mV)	220.0	220.0	18.84	± 10	EPA 2024

	Standard	Calibration Value	Acceptance Criteria	Reference
Turbidity (NTU)	20	20.0	± 10% of standard	EPA 2023
	100	100		
	400	400		
	800	800		
	0.02	0.02		

Calibration Check					
Time Start: 14:00		Time Finish: 14:35			
Parameter	Standard	Calibration Value	Calibration Solution Temperature (°C)	Acceptance Criteria	Reference
Specific Conductance (µS/cm)	1,413	1,413	25.00	± 10% of standard	EPA 2023
pH (SU)	4.00	4.00	22.24	± 0.1	GWMP
pH (SU)	7.00	7.00	21.76	± 0.1	GWMP
pH (SU)	10.00	10.00	21.86	± 0.1	GWMP

	Standard	Calibration Value	Acceptance Criteria	Reference
Turbidity (NTU)	20	20.0	± 10% of standard	EPA 2023
	100	100		
	400	400		
	800	800		
	0.02	0.02		

Notes:

Field Instrumentation Calibration Form

Site Name: Plant Yates

Date: 2/19/26

Calibrated By: J. Ware

Field Conditions: Clear

Instrument	Manufactuer/ Model	Serial Number
Water Quality Meter	Aquatroll 600	1270608
Turbidity Meter	Apera TN500	U132877X

Calibration Standard Information				
Parameter	Standard	Lot #	Date of Expiration	Brand
Specific Conductance (µS/cm)	1,413	8409390	Oct-26	FIELD Environmental
pH (SU)	4.00	44100C139	Nov-26	FIELD Environmental
pH (SU)	7.00	45040032	Mar-27	FIELD Environmental
pH (SU)	10.00	45030270	Mar-27	FIELD Environmental
D.O. (%)	N/A	N/A	N/A	N/A
ORP (mV)	220.0	3650657	Aug-26	FIELD Environmental

Calibration					
Time Start: 7:06		Time Finish: 7:45			
Parameter	Standard	Calibration Value	Calibration Solution Temperature (°C)	Acceptance Criteria	Reference
Specific Conductance (µS/cm)	1,413	1,413	25.00	± 10% of standard	EPA 2023
pH (SU)	4.00	4.00	20.09	± 0.1	GWMP
pH (SU)	7.00	7.00	19.71	± 0.1	GWMP
pH (SU)	10.00	10.00	20.12	± 0.1	GWMP
D.O. (%)	N/A	100.00	19.96	± 10%	NA
ORP (mV)	220.0	220.0	20.90	± 10	EPA 2024

	Standard	Calibration Value	Acceptance Criteria	Reference
Turbidity (NTU)	20	20.0	± 10% of standard	EPA 2023
	100	100		
	400	400		
	800	800		
	0.02	0.02		

Calibration Check					
Time Start:		Time Finish:			
Parameter	Standard	Calibration Value	Calibration Solution Temperature (°C)	Acceptance Criteria	Reference
Specific Conductance (µS/cm)	1,413			± 10% of standard	EPA 2023
pH (SU)	4.00			± 0.1	GWMP
pH (SU)	7.00			± 0.1	GWMP
pH (SU)	10.00			± 0.1	GWMP

	Standard	Calibration Value	Acceptance Criteria	Reference
Turbidity (NTU)	20		± 10% of standard	EPA 2023
	100			
	400			
	800			
	0.02			

Notes:
No mid-day calibration check, sampling complete

Field Instrumentation Calibration Form

Site Name: Plant Yates

Date: 2/17/26

Calibrated By: P. Studebaker

Field Conditions: Cloudy

Instrument	Manufactuer/ Model	Serial Number
Water Quality Meter	Aquatroll 600	963008
Turbidity Meter	HACH 2100Q	U95065X

Calibration Standard Information				
Parameter	Standard	Lot #	Date of Expiration	Brand
Specific Conductance (µS/cm)	1,413	5GA02110	Mar-26	PINE
pH (SU)	4.00	5GA0865	Jan-27	PINE
pH (SU)	7.00	4GL1064	Dec-26	PINE
pH (SU)	10.00	4GG1192	Jul-26	PINE
D.O. (%)	N/A	N/A	N/A	N/A
ORP (mV)	220.0	3650657	Aug-26	FIELD Environmental

Calibration					
Time Start: 7:25 AM		Time Finish: 8:05 AM			
Parameter	Standard	Calibration Value	Calibration Solution Temperature (°C)	Acceptance Criteria	Reference
Specific Conductance (µS/cm)	1,413	1,413	25.00	± 10% of standard	EPA 2023
pH (SU)	4.00	4.00	19.28	± 0.1	GWMP
pH (SU)	7.00	7.02	19.15	± 0.1	GWMP
pH (SU)	10.00	10.05	19.30	± 0.1	GWMP
D.O. (%)	N/A	100.00	18.45	± 10%	NA
ORP (mV)	220.0	220.0	19.12	± 10	EPA 2024

	Standard	Calibration Value	Acceptance Criteria	Reference
Turbidity (NTU)	20	20.1	± 10% of standard	EPA 2023
	100	102		
	800	794		
	10	10.3		

Calibration Check					
Time Start: 12:30 PM		Time Finish: 1:00 PM			
Parameter	Standard	Calibration Value	Calibration Solution Temperature (°C)	Acceptance Criteria	Reference
Specific Conductance (µS/cm)	1,413	1,413	25.00	± 10% of standard	EPA 2023
pH (SU)	4.00	4.00	19.28	± 0.1	GWMP
pH (SU)	7.00	7.02	19.15	± 0.1	GWMP
pH (SU)	10.00	10.05	19.30	± 0.1	GWMP

	Standard	Calibration Value	Acceptance Criteria	Reference
Turbidity (NTU)	20	19.7	± 10% of standard	EPA 2023
	100	98.4		
	800	789		
	10	9.86		

Notes:

Field Instrumentation Calibration Form

Site Name: Plant Yates

Date: 2/18/26

Calibrated By: P. Studebaker

Field Conditions: Cloudy

Instrument	Manufactuer/ Model	Serial Number
Water Quality Meter	Aquatroll 600	963008
Turbidity Meter	HACH 2100Q	U95065X

Calibration Standard Information				
Parameter	Standard	Lot #	Date of Expiration	Brand
Specific Conductance (µS/cm)	1,413	5GA02110	Mar-26	PINE
pH (SU)	4.00	5GA0865	Jan-27	PINE
pH (SU)	7.00	4GL1064	Dec-26	PINE
pH (SU)	10.00	4GG1192	Jul-26	PINE
D.O. (%)	N/A	N/A	N/A	N/A
ORP (mV)	220.0	3650657	Aug-26	FIELD Environmental

Calibration					
Time Start: 7:10 AM		Time Finish: 7:50 AM			
Parameter	Standard	Calibration Value	Calibration Solution Temperature (°C)	Acceptance Criteria	Reference
Specific Conductance (µS/cm)	1,413	1,413	25.00	± 10% of standard	EPA 2023
pH (SU)	4.00	4.00	16.03	± 0.1	GWMP
pH (SU)	7.00	7.04	15.77	± 0.1	GWMP
pH (SU)	10.00	10.11	16.35	± 0.1	GWMP
D.O. (%)	N/A	100.00	13.90	± 10%	NA
ORP (mV)	220.0	220.0	14.99	± 10	EPA 2024

	Standard	Calibration Value	Acceptance Criteria	Reference
Turbidity (NTU)	20	20.5	± 10% of standard	EPA 2023
	100	102		
	800	805		
	10	10.2		

Calibration Check					
Time Start: 11:55 AM		Time Finish: 12:10 PM			
Parameter	Standard	Calibration Value	Calibration Solution Temperature (°C)	Acceptance Criteria	Reference
Specific Conductance (µS/cm)	1,413	1,413	25.00	± 10% of standard	EPA 2023
pH (SU)	4.00	4.00	17.68	± 0.1	GWMP
pH (SU)	7.00	7.00	17.39	± 0.1	GWMP
pH (SU)	10.00	10.00	17.64	± 0.1	GWMP

	Standard	Calibration Value	Acceptance Criteria	Reference
Turbidity (NTU)	20	20.2	± 10% of standard	EPA 2023
	100	102		
	800	795		
	10	9.88		

Notes:

Field Instrumentation Calibration Form

Site Name: Plant Yates

Date: 2/19/26

Calibrated By: P. Studebaker

Field Conditions: Clear

Instrument	Manufactuer/ Model	Serial Number
Water Quality Meter	Aquatroll 600	963008
Turbidity Meter	HACH 2100Q	U95065X

Calibration Standard Information				
Parameter	Standard	Lot #	Date of Expiration	Brand
Specific Conductance (µS/cm)	1,413	5GA02110	Mar-26	PINE
pH (SU)	4.00	5GA0865	Jan-27	PINE
pH (SU)	7.00	4GL1064	Dec-26	PINE
pH (SU)	10.00	4GG1192	Jul-26	PINE
D.O. (%)	N/A	N/A	N/A	N/A
ORP (mV)	240.0	6GI5002	Dec-26	PINE

Calibration					
Time Start: 7:15 AM		Time Finish: 7:50 AM			
Parameter	Standard	Calibration Value	Calibration Solution Temperature (°C)	Acceptance Criteria	Reference
Specific Conductance (µS/cm)	1,413	1,413	25.00	± 10% of standard	EPA 2023
pH (SU)	4.00	4.00	18.62	± 0.1	GWMP
pH (SU)	7.00	7.00	18.66	± 0.1	GWMP
pH (SU)	10.00	10.00	18.64	± 0.1	GWMP
D.O. (%)	N/A	100.00	18.66	± 10%	NA
ORP (mV)	240.0	240.0	18.25	± 10	EPA 2024

	Standard	Calibration Value	Acceptance Criteria	Reference
Turbidity (NTU)	20	19.8	± 10% of standard	EPA 2023
	100	98.6		
	800	802		
	10	10.4		

Calibration Check					
Time Start: 2:00 PM		Time Finish: 2:25 PM			
Parameter	Standard	Calibration Value	Calibration Solution Temperature (°C)	Acceptance Criteria	Reference
Specific Conductance (µS/cm)	1,413	1,413	25.00	± 10% of standard	EPA 2023
pH (SU)	4.00	4.00	23.76	± 0.1	GWMP
pH (SU)	7.00	7.00	23.69	± 0.1	GWMP
pH (SU)	10.00	10.00	23.87	± 0.1	GWMP

	Standard	Calibration Value	Acceptance Criteria	Reference
Turbidity (NTU)	20	19.8	± 10% of standard	EPA 2023
	100	98.7		
	800	789		
	10	10.1		

Notes:

Field Instrumentation Calibration Form

Site Name: Plant Yates

Date: 4/10/26

Calibrated By: P. Studebaker

Field Conditions: Clear

Instrument	Manufactuer/ Model	Serial Number
Water Quality Meter	Aquatroll 600	1034963
Turbidity Meter	HACH 2100Q	25015

Calibration Standard Information				
Parameter	Standard	Lot #	Date of Expiration	Brand
Specific Conductance (µS/cm)	1,413	8409390	Oct-26	FIELD Environmental
pH (SU)	4.00	44100C139	Nov-26	FIELD Environmental
pH (SU)	7.00	45040032	Mar-27	FIELD Environmental
pH (SU)	10.00	45030270	Mar-27	FIELD Environmental
D.O. (%)	N/A	N/A	N/A	N/A
ORP (mV)	240.0	6GI5002	Dec-26	PINE

Calibration					
Time Start: 7:10 AM		Time Finish: 7:40 AM			
Parameter	Standard	Calibration Value	Calibration Solution Temperature (°C)	Acceptance Criteria	Reference
Specific Conductance (µS/cm)	1,413	1,413	20.00	± 10% of standard	EPA 2023
pH (SU)	4.00	4.00	6.99	± 0.1	GWMP
pH (SU)	7.00	7.00	6.42	± 0.1	GWMP
pH (SU)	10.00	10.00	6.37	± 0.1	GWMP
D.O. (%)	N/A	100.00	8.30	± 10%	NA
ORP (mV)	240.0	240.0	7.35	± 10	EPA 2024

	Standard	Calibration Value	Acceptance Criteria	Reference
Turbidity (NTU)	20	20.2	± 10% of standard	EPA 2023
	100	101		
	800	805		
	10	10.1		

Calibration Check					
Time Start: N/A		Time Finish: N/A			
Parameter	Standard	Calibration Value	Calibration Solution Temperature (°C)	Acceptance Criteria	Reference
Specific Conductance (µS/cm)	1,413			± 10% of standard	EPA 2023
pH (SU)	4.00			± 0.1	GWMP
pH (SU)	7.00			± 0.1	GWMP
pH (SU)	10.00			± 0.1	GWMP

	Standard	Calibration Value	Acceptance Criteria	Reference
Turbidity (NTU)	20		± 10% of standard	EPA 2023
	100			
	800			
	10			

Notes:
No mid-day calibration check, sampling complete

February 2026 Well Inspection Results
AMA/R6 Well Locations
Plant Yates

Well ID	Location/Identification				Protective Casing			
	Visible and accessible	Properly identified with correct well ID	Located in high traffic area; does the well require protection from traffic	Acceptable drainage around well (no standing water, not located in obvious drainage flow path)	Free from apparent damage and able to be secured	No degradation or deterioration	Functioning weep hole	Annular space clear of debris and water, or filled with pea gravel/sand
PZ-4S	Y	Y	N	Y	Y	Y	Y	Y
PZ-5S	Y	Y	N	Y	Y	Y	Y	Y
YGWA-6I	Y	Y	N	Y	Y	Y	Y	Y
YGWA-6S	Y	Y	N	Y	Y	Y	Y	Y
PZ-6D	Y	Y	N	Y	Y	Y	Y	Y
YGWC-49	Y	Y	N	Y	Y	Y	Y	Y
PZ-48	Y	Y	N	Y	Y	Y	Y	Y
YGWC-24SB	Y	Y	Y	Y	Y	Y	Y	Y
PZ-24IB	Y	Y	Y	Y	Y	Y	Y	Y
YAMW-1	Y	Y	Y	Y	Y	Y	Y	Y
YGWC-36A	Y	Y	Y	Y	Y	Y	Y	Y
PZ-35	Y	Y	Y	Y	Y	Y	Y	Y
PZ-55	Y	Y	N	Y	Y	Y	Y	Y
PZ-51	Y	Y	N	Y	Y	Y	Y	Y
YGWC-43	Y	Y	N	Y	Y	Y	Y	Y
PZ-56D	Y	Y	N	Y	Y	Y	Y	Y
PZ-54D	Y	Y	N	Y	Y	Y	Y	Y
YAMW-3	Y	Y	N	Y	Y	Y	Y	Y
YGWC-42	Y	Y	N	Y	Y	Y	Y	Y
YAMW-2	Y	Y	N	Y	Y	Y	Y	Y
YAMW-4	Y	Y	N	Y	Y	Y	Y	Y
YGWC-41	Y	Y	N	Y	Y	Y	Y	Y
PZ-37	Y	Y	N	Y	Y	Y	Y	Y
PZ-37D	Y	Y	N	Y	Y	Y	Y	Y
PZ-52D	Y	Y	N	Y	Y	Y	Y	Y
PZ-53D	Y	Y	N	Y	Y	Y	Y	Y
YGWC-23S	Y	Y	N	Y	Y	Y	Y	Y
YAMW-5	Y	Y	N	Y	Y	Y	Y	Y
YGWC-38	Y	Y	N	Y	Y	Y	Y	Y
YGWC-50	Y	Y	N	Y	Y	Y	Y	Y

February 2026 Well Inspection Results
AMA/R6 Well Locations
Plant Yates

Well ID		Surface Pad			Internal Casing			Corrective actions as needed, by date:
	Locked and is the lock in good condition	Good condition (not cracked/ broken)	Sloped away from the protective casing	In complete contact with the ground surface and stable	Cap prevents entry of foreign material into the well	Free of kinks/bends, or any obstructions from foreign objects (such as bailers)	Properly vented for equilibration of air pressure	
PZ-4S	Y	Y	Y	Y	Y	Y	Y	
PZ-5S	Y	Y	Y	Y	Y	Y	Y	
YGWA-6I	Y	Y	Y	Y	Y	Y	Y	
YGWA-6S	Y	Y	Y	Y	Y	Y	Y	
PZ-6D	Y	Y	Y	Y	Y	Y	Y	
YGWC-49	Y	Y	Y	Y	Y	Y	Y	
PZ-48	Y	Y	Y	Y	Y	Y	Y	
YGWC-24SB	Y	Y	Y	Y	Y	Y	Y	
PZ-24IB	Y	Y	Y	Y	Y	Y	Y	
YAMW-1	Y	Y	Y	Y	Y	Y	Y	
YGWC-36A	Y	Y	Y	Y	Y	Y	Y	
PZ-35	Y	Y	Y	Y	Y	Y	Y	
PZ-55	Y	Y	Y	Y	Y	Y	Y	
PZ-51	Y	Y	Y	Y	Y	Y	Y	
YGWC-43	Y	Y	Y	Y	Y	Y	Y	
PZ-56D	Y	Y	Y	Y	Y	Y	Y	
PZ-54D	Y	Y	Y	Y	Y	Y	Y	
YAMW-3	Y	Y	Y	Y	Y	Y	Y	
YGWC-42	Y	Y	Y	Y	Y	Y	Y	
YAMW-2	Y	Y	Y	Y	Y	Y	Y	
YAMW-4	Y	Y	Y	Y	Y	Y	Y	
YGWC-41	Y	Y	Y	Y	Y	Y	Y	
PZ-37	Y	Y	Y	Y	Y	Y	Y	
PZ-37D	Y	Y	Y	Y	Y	Y	Y	
PZ-52D	Y	Y	Y	Y	Y	Y	Y	
PZ-53D	Y	Y	Y	Y	Y	Y	Y	
YGWC-23S	Y	Y	Y	Y	Y	Y	Y	
YAMW-5	Y	Y	Y	Y	Y	Y	Y	
YGWC-38	Y	Y	Y	Y	Y	Y	Y	
YGWC-50	Y	Y	Y	Y	Y	Y	Y	

Gauging Log

Client:	Georgia Power	**Date(s):**	2/16/2026
Facility:	Plant Yates	**Work Order(s):**	Semiannual GWM February 2026 AMA and AMA R6
Facility Location:	708 Dyer Rd, Newnan, GA, 30263, US	**Area:**	AMA R6 CCR Landfill
Equipment:	Water Level Meter		
Field Technician:	Jessica Ware, Perry Studebaker		

								Well Head Readings		
Location	**Area**	**Date**	**Time**	**Scope of Work Completed?**	**Depth to Water (ft bmp)**	**Total Depth (ft bmp)**	**Depth to Product (ft bmp)**	**FID (ppmv)**	**PID (ppmv)**	**Comments**
PZ-04S	AMA AP-3, A, B and B	02-16-2026	09:41	Yes	27.18	--	--	--	--	
PZ-05S	AMA AP-3, A, B and B	02-16-2026	09:28	Yes	22.90	--	--	--	--	
PZ-06D	AMA AP-3, A, B and B	02-16-2026	09:14	Yes	25.06	--	--	--	--	
PZ-24IB	AMA AP-3, A, B and B	02-16-2026	09:08	Yes	25.51	--	--	--	--	
PZ-35	AMA AP-3, A, B and B	02-16-2026	09:02	Yes	8.18	--	--	--	--	
PZ-37	AMA R6 CCR Landfill	02-16-2026	11:27	Yes	9.95	--	--	--	--	
PZ-37D	AMA AP-3, A, B and B	02-16-2026	11:27	Yes	2.52	--	--	--	--	
PZ-48	AMA AP-3, A, B and B	02-16-2026	10:32	Yes	23.63	--	--	--	--	
PZ-51	AMA R6 CCR Landfill	02-16-2026	12:08	Yes	7.56	--	--	--	--	
PZ-52D	AMA R6 CCR Landfill	02-16-2026	11:25	Yes	5.94	--	--	--	--	
PZ-53D	AMA R6 CCR Landfill	02-16-2026	11:24	Yes	4.04	--	--	--	--	
PZ-54D	AMA R6 CCR Landfill	02-16-2026	11:41	Yes	41.71	--	--	--	--	
PZ-55	AMA R6 CCR Landfill	02-16-2026	11:56	Yes	28.94	--	--	--	--	
PZ-56D	AMA R6 CCR Landfill	02-16-2026	11:40	Yes	43.58	--	--	--	--	
YAMW-1	AMA AP-3, A, B and B	02-16-2026	08:56	Yes	8.06	--	--	--	--	
YAMW-2	AMA R6 CCR Landfill	02-16-2026	12:20	Yes	25.59	--	--	--	--	
YAMW-3	AMA R6 CCR Landfill	02-16-2026	11:45	Yes	38.48	--	--	--	--	
YAMW-4	AMA R6 CCR Landfill	02-16-2026	12:27	Yes	35.00	--	--	--	--	
YAMW-5	AMA R6 CCR Landfill	02-16-2026	12:12	Yes	16.51	--	--	--	--	
YGWA-6I	AMA AP-3, A, B and B	02-16-2026	09:17	Yes	23.21	--	--	--	--	

ft-bmp = feet below measuring point
ppmV = parts per million by volume
-- = Not applicable based on fields selected as \"None\"

Gauging Log

Client:	Georgia Power	**Date(s):**	2/16/2026
Facility:	Plant Yates	**Work Order(s):**	Semiannual GWM February 2026 AMA and AMA R6
Facility Location:	708 Dyer Rd, Newnan, GA, 30263, US	**Area:**	AMA R6 CCR Landfill
Equipment:	Water Level Meter		
Field Technician:	Jessica Ware, Perry Studebaker		

								Well Head Readings		
Location	**Area**	**Date**	**Time**	**Scope of Work Completed?**	**Depth to Water (ft bmp)**	**Total Depth (ft bmp)**	**Depth to Product (ft bmp)**	**FID (ppmv)**	**PID (ppmv)**	**Comments**
YGWA-6S	AMA AP-3, A, B and B	02-16-2026	09:16	Yes	22.95	--	--	--	--	
YGWC-23S	AMA AP-3, A, B and B	02-16-2026	12:28	Yes	15.84	--	--	--	--	
YGWC-24SB	AMA AP-3, A, B and B	02-16-2026	09:09	Yes	25.12	--	--	--	--	
YGWC-36A	AMA R6 CCR Landfill	02-16-2026	09:00	Yes	7.16	--	--	--	--	
YGWC-38	AMA R6 CCR Landfill	02-16-2026	12:16	Yes	31.95	--	--	--	--	
YGWC-41	AMA R6 CCR Landfill	02-16-2026	12:29	Yes	31.21	--	--	--	--	
YGWC-42	AMA R6 CCR Landfill	02-16-2026	11:47	Yes	30.62	--	--	--	--	
YGWC-43	AMA R6 CCR Landfill	02-16-2026	12:07	Yes	16.05	--	--	--	--	
YGWC-49	AMA AP-3, A, B and B	02-16-2026	10:44	Yes	33.23	--	--	--	--	
YGWC-50	AMA R6 CCR Landfill	02-16-2026	10:50	Yes	4.60	--	--	--	--	

ft-bmp = feet below measuring point
ppmV = parts per million by volume
-- = Not applicable based on fields selected as \"None\"

Groundwater Sampling Form

Location ID:	PZ-37	**Date(s):**	2026-02-18	**Work Order(s):**	Semiannual GWM February 2026 AMA and AMA R6		
Client:	Georgia Power	**Facility:**	Plant Yates	**Facility Location:**	708 Dyer Rd, Newnan, GA, 30263, US	**Area:**	AMA R6 CCR Landfill
Weather:	CLEAR, T:60.31 °F, rH:69%, Clouds: 0%, Wind:9.22mph E-SE			**Field Technician:**	Jake Swanson, Jessica Ware		
Measuring Pt. Description:	Top of Inner Casing	**Screen Setting (ft-bgs):**	37-47	**Casing Diameter (in):**	2	**Well Casing Material:**	PVC
Static Water Level (ft-bmp):	9.95	**Total Depth (ft-bmp):**	49.78	**Water Column(ft):**	39.83	**Liters in Well:**	24.61
Depth to Product (ft-bmp):	--	**Pump Intake Depth(ft-bmp):**	45	**Purge Method:**	Low Flow	**Purging Equipment:**	Dedicated Bladder
Purge Start Time:	12:55	**Total Volume Purged (liters):**	7.5	**Sample ID:**	YAT-PZ-37	**Sample Time:**	13:40
Purge End Time:	13:31	**Well Volumes Purged (total):**	0.30	**Replicate Type / Replicate ID:**	N/A	**Water Quality Meter/ ID:**	Aqua Troll 600 Sonde / 1022231
Scope of work completed?	Yes						

Time	Total Elapsed (min)	Flow Rate	Flow Rate Unit	Depth to Water (ft)	pH (S.U.)	Specific Conductivity (µS/cm)	Turbidity (NTU)	Dissolved Oxygen (mg/L)	Temp. (°C)	Redox (mV)
12:55	0	200	mL/min	9.90	6.36	784.18	5.09	1.77	17.65	149.85
13:01	6	200	mL/min	10.17	6.74	779.52	2.59	1.06	17.59	130.59
13:06	11	200	mL/min	10.29	6.87	780.72	1.56	0.92	17.72	132.58
13:11	16	200	mL/min	10.33	6.8	800.69	1.75	0.94	17.79	135.5
13:16	21	200	mL/min	10.35	6.71	816.23	1.46	0.99	17.82	146.01
13:21	26	200	mL/min	10.31	6.63	822.71	1.31	1	17.78	158.11
13:26	31	200	mL/min	10.31	6.58	825.6	1.18	1.02	17.83	167.4
13:31	36	200	mL/min	10.31	6.54	827.37	1.42	1.04	17.82	177.95

Constituent Sampled	Container	Number	Volume	Preservative
Anions (E300.0)	HDPE Plastic	1	250 mL	None
GenChem (SM2540C)	HDPE Plastic	1	500 mL	None
Metals (SW6020)	HDPE Plastic	2	250 mL	HNO3
Radio (Other)	HDPE Plastic	2	1 L	HNO3

Comments: None

Well Information:

Well Labeled Properly: yes

Is Well in Good Condition? good

Issues:

Well Inspection Comments:

ft-bmp = feet below measuring point
in = inches
ft = feet
mL/min = milliliters per minute

uS/cm = microSiemens per centimeter
NTU = Nephelometric Turbidity Unit
mg/L = milligrams per liter
S.U = standard units
mS/cm = milliSiemens per centimeter

mV = millivolts
°F = degrees Fahrenheit
°C = degrees Celsius
gpm = gallons per minute
-- = Not applicable based on fields selected as "None"

Groundwater Sampling Form

Location ID:	PZ-37D	**Date(s):**	2026-02-18	**Work Order(s):**		Semiannual GWM February 2026 AMA and AMA R6	
Client:	Georgia Power	**Facility:**	Plant Yates	**Facility Location:**	708 Dyer Rd, Newnan, GA, 30263, US	**Area:**	AMA AP-3, A, B and B
Weather:	CLEAR, T:60.31 °F, rH:69%, Clouds: 0%, Wind:9.22mph E-SE			**Field Technician:**		Jake Swanson, Jessica Ware	
Measuring Pt. Description:	Top of Inner Casing	**Screen Setting (ft-bgs):**	192.3-202.3	**Casing Diameter (in):**	2	**Well Casing Material:**	PVC
Static Water Level (ft-bmp):	2.52	**Total Depth (ft-bmp):**	202.44	**Water Column(ft):**	199.92	**Liters in Well:**	123.51
Depth to Product (ft-bmp):	--	**Pump Intake Depth(ft-bmp):**	197	**Purge Method:**	Low Flow	**Purging Equipment:**	Dedicated Bladder
Purge Start Time:	10:48	**Total Volume Purged (liters):**	9.5	**Sample ID:**	YAT-PZ-37D	**Sample Time:**	12:10
Purge End Time:	12:04	**Well Volumes Purged (total):**	0.08	**Replicate Type / Replicate ID:**	N/A	**Water Quality Meter/ ID:**	Aqua Troll 600 Sonde / 1022231
Scope of work completed?	Yes						

Time	Total Elapsed (min)	Flow Rate	Flow Rate Unit	Depth to Water (ft)	pH (S.U.)	Specific Conductivity (µS/cm)	Turbidity (NTU)	Dissolved Oxygen (mg/L)	Temp. (°C)	Redox (mV)
10:48	0	200	mL/min	2.48	8.77	777.59	0.52	0.36	16.52	-312.74
10:53	5	200	mL/min	6.88	8.79	883.24	0.37	0.08	16.64	-323.79
10:58	10	200	mL/min	8.71	8.62	853.6	0.28	0.05	16.71	-299.03
11:03	15	200	mL/min	10.05	8.52	839.17	0.24	0.07	16.78	-282.02
11:08	20	100	mL/min	11.57	8.43	834.72	0.27	0.09	16.86	-268.7
11:13	25	100	mL/min	12.24	8.22	833.36	0.31	0.1	16.65	-250.18
11:19	30	100	mL/min	12.66	8.13	833.32	0.48	0.13	16.76	-238.45
11:24	35	100	mL/min	12.91	8.1	835.16	0.26	0.15	16.83	-232.02
11:29	40	100	mL/min	13.31	8.01	839.09	0.31	0.16	16.9	-222.07
11:34	45	100	mL/min	13.72	8.02	840.78	0.28	0.16	16.98	-219.38
11:39	50	100	mL/min	13.91	7.98	842.64	0.24	0.16	17	-214.69
11:44	55	100	mL/min	14.12	7.95	843.17	0.25	0.17	17.1	-210.79
11:49	60	100	mL/min	14.30	7.92	843.64	0.23	0.16	17.2	-207.78
11:54	65	100	mL/min	14.54	7.89	843.91	0.24	0.16	17.27	-204.77
11:59	70	100	mL/min	14.63	7.86	846.49	0.27	0.18	17.27	-201.76
12:04	75	100	mL/min	14.77	7.85	849.83	0.19	0.17	17.47	-199.86

Constituent Sampled	Container	Number	Volume	Preservative
Anions (E300.0)	HDPE Plastic	1	250 mL	None
GenChem (SM2540C)	HDPE Plastic	1	500 mL	None
Metals (SW6020)	HDPE Plastic	2	250 mL	HNO3
Radio (Other)	HDPE Plastic	2	1 L	HNO3

Comments: None

ft-bmp = feet below measuring point
in = inches
ft = feet
mL/min = milliliters per minute

uS/cm = microSiemens per centimeter
NTU = Nephelometric Turbidity Unit
mg/L = milligrams per liter
S.U = standard units
mS/cm = milliSiemens per centimeter

mV = millivolts
°F = degrees Fahrenheit
°C = degrees Celsius
gpm = gallons per minute
-- = Not applicable based on fields selected as "None"

Well Information:

Well Labeled Properly:	yes
Is Well in Good Condition?	good
Issues:	
Well Inspection Comments:	

ft-bmp = feet below measuring point
in = inches
ft = feet
mL/min = milliliters per minute

uS/cm = microSiemens per centimeter
NTU = Nephelometric Turbidity Unit
mg/L = milligrams per liter
S.U = standard units
mS/cm = milliSiemens per centimeter

mV = millivolts
°F = degrees Fahrenheit
°C = degrees Celsius
gpm = gallons per minute
-- = Not applicable based on fields selected as "None"

Groundwater Sampling Form

Location ID:	PZ-51	**Date(s):**	2026-02-18	**Work Order(s):**		Semiannual GWM February 2026 AMA and AMA R6	
Client:	Georgia Power	**Facility:**	Plant Yates	**Facility Location:**	708 Dyer Rd, Newnan, GA, 30263, US	**Area:**	AMA R6 CCR Landfill
Weather:	CLEAR, T:64 °F, rH:62%, Clouds: 0%, Wind:5.75mph E-SE			**Field Technician:**		Jessica Ware	
Measuring Pt. Description:	Top of Inner Casing	**Screen Setting (ft-bgs):**	23.32-33.32	**Casing Diameter (in):**	2	**Well Casing Material:**	PVC
Static Water Level (ft-bmp):	7.56	**Total Depth (ft-bmp):**	36	**Water Column(ft):**	28.44	**Liters in Well:**	17.57
Depth to Product (ft-bmp):	--	**Pump Intake Depth(ft-bmp):**	32	**Purge Method:**	Low Flow	**Purging Equipment:**	Bladder Pump
Purge Start Time:	15:57	**Total Volume Purged (liters):**	5.63	**Sample ID:**	YAT-PZ-51	**Sample Time:**	16:45
Purge End Time:	16:44	**Well Volumes Purged (total):**	0.32	**Replicate Type / Replicate ID:**	N/A	**Water Quality Meter/ ID:**	Apera TN500,Aqua Troll 500 / 1270608, U132877X
Scope of work completed?	Yes						

Time	Total Elapsed (min)	Flow Rate	Flow Rate Unit	Depth to Water (ft)	pH (S.U.)	Specific Conductivity (µS/cm)	Turbidity (NTU)	Dissolved Oxygen (mg/L)	Temp. (°C)	Redox (mV)
15:57	0	125	mL/min	7.63	4.73	795.82	19.1	5.43	16.43	170.88
16:02	5	125	mL/min	7.78	4.57	797.81	21.5	1.94	16.22	262.59
16:07	10	125	mL/min	7.78	4.56	798.04	12.61	1.74	16.16	287.65
16:12	15	125	mL/min	7.78	4.56	798.73	9.27	1.63	16.22	302.92
16:17	20	125	mL/min	7.82	4.56	799.63	7.17	1.58	16.34	317.59
16:22	25	125	mL/min	7.80	4.56	798.75	5.8	1.54	16.24	330.23
16:27	30	125	mL/min	7.83	4.56	799.11	5.81	1.47	16.36	338.91
16:32	35	125	mL/min	7.86	4.56	798.84	4.32	1.47	16.33	346
16:37	40	125	mL/min	7.85	4.56	798.860	3.7	1.42	16.36	355.52
16:42	45	125	mL/min	7.88	4.56	798.4	2.82	1.41	16.38	364.61

Constituent Sampled	Container	Number	Volume	Preservative
Anions (E300.0)	HDPE Plastic	1	250 mL	None
GenChem (SM2540C)	HDPE Plastic	1	500 mL	None
Metals (SW6020)	HDPE Plastic	2	250 mL	HNO3
Radio (Other)	HDPE Plastic	2	1 L	HNO3

Comments: None

ft-bmp = feet below measuring point
in = inches
ft = feet
mL/min = milliliters per minute

uS/cm = microSiemens per centimeter
NTU = Nephelometric Turbidity Unit
mg/L = milligrams per liter
S.U = standard units
mS/cm = milliSiemens per centimeter

mV = millivolts
°F = degrees Fahrenheit
°C = degrees Celsius
gpm = gallons per minute
-- = Not applicable based on fields selected as "None"

Well Information:

Well Labeled Properly:	yes
Is Well in Good Condition?	good
Issues:	
Well Inspection Comments:	

ft-bmp = feet below measuring point
in = inches
ft = feet
mL/min = milliliters per minute

uS/cm = microSiemens per centimeter
NTU = Nephelometric Turbidity Unit
mg/L = milligrams per liter
S.U = standard units
mS/cm = milliSiemens per centimeter

mV = millivolts
°F = degrees Fahrenheit
°C = degrees Celsius
gpm = gallons per minute
-- = Not applicable based on fields selected as "None"

Groundwater Sampling Form

Location ID:	PZ-52D	**Date(s):**	2026-02-18	**Work Order(s):**		Semiannual GWM February 2026 AMA and AMA R6	
Client:	Georgia Power	**Facility:**	Plant Yates	**Facility Location:**	708 Dyer Rd, Newnan, GA, 30263, US	**Area:**	AMA R6 CCR Landfill
Weather:	CLEAR, T:60.31 °F, rH:69%, Clouds: 0%, Wind:9.22mph E-SE			**Field Technician:**		Jake Swanson, Jessica Ware	
Measuring Pt. Description:	Top of Inner Casing	**Screen Setting (ft-bgs):**	80-90	**Casing Diameter (in):**	2	**Well Casing Material:**	PVC
Static Water Level (ft-bmp):	5.94	**Total Depth (ft-bmp):**	92	**Water Column(ft):**	86.06	**Liters in Well:**	53.17
Depth to Product (ft-bmp):	--	**Pump Intake Depth(ft-bmp):**	87	**Purge Method:**	Low Flow	**Purging Equipment:**	Bladder Pump
Purge Start Time:	08:55	**Total Volume Purged (liters):**	9.5	**Sample ID:**	YAT-PZ-52D	**Sample Time:**	10:05
Purge End Time:	10:00	**Well Volumes Purged (total):**	0.18	**Replicate Type / Replicate ID:**	N/A	**Water Quality Meter/ ID:**	Aqua Troll 600 Sonde / 1022231
Scope of work completed?	Yes						

Time	Total Elapsed (min)	Flow Rate	Flow Rate Unit	Depth to Water (ft)	pH (S.U.)	Specific Conductivity (µS/cm)	Turbidity (NTU)	Dissolved Oxygen (mg/L)	Temp. (°C)	Redox (mV)
8:55	0	200	mL/min	5.97	7.1	571.77	4.38	3.93	15.03	-141.31
9:00	5	200	mL/min	7.62	7.56	590.55	3.75	0.51	16.39	-279.25
9:05	10	200	mL/min	8.96	7.85	584.66	2.97	0.28	16.38	-317.81
9:10	15	200	mL/min	10.42	7.97	586.6	2.24	0.24	16.26	-334.19
9:15	20	150	mL/min	11.34	7.99	596.18	2.23	0.21	16.21	-341.52
9:20	25	150	mL/min	11.62	7.93	609.97	2.2	0.22	15.92	-342.4
9:25	30	150	mL/min	11.88	7.84	632.12	1.81	0.21	15.85	-335.33
9:30	35	150	mL/min	12.06	7.72	657.7	1.53	0.21	15.93	-325.74
9:35	40	100	mL/min	12.33	7.59	678.77	1.14	0.2	15.84	-313.41
9:40	45	100	mL/min	12.44	7.53	684.91	0.92	0.2	15.76	-306.42
9:45	50	100	mL/min	12.45	7.39	701.99	1.02	0.2	15.78	-293.12
9:50	55	100	mL/min	12.46	7.28	714.49	0.9	0.19	15.77	-278.38
9:55	60	100	mL/min	12.47	7.24	715.37	0.98	0.18	15.7	-270.14
10:00	65	100	mL/min	12.48	7.23	713.17	0.91	0.18	15.78	-268.71

Constituent Sampled	Container	Number	Volume	Preservative
Anions (E300.0)	HDPE Plastic	1	250 mL	None
GenChem (SM2540C)	HDPE Plastic	1	500 mL	None
Metals (SW6020)	HDPE Plastic	2	250 mL	HNO3
Radio (Other)	HDPE Plastic	2	1 L	HNO3

Comments: None

ft-bmp = feet below measuring point
in = inches
ft = feet
mL/min = milliliters per minute

uS/cm = microSiemens per centimeter
NTU = Nephelometric Turbidity Unit
mg/L = milligrams per liter
S.U = standard units
mS/cm = milliSiemens per centimeter

mV = millivolts
°F = degrees Fahrenheit
°C = degrees Celsius
gpm = gallons per minute
-- = Not applicable based on fields selected as "None"

Well Information:

Well Labeled Properly:	yes
Is Well in Good Condition?	good
Issues:	
Well Inspection Comments:	

ft-bmp = feet below measuring point
in = inches
ft = feet
mL/min = milliliters per minute

uS/cm = microSiemens per centimeter
NTU = Nephelometric Turbidity Unit
mg/L = milligrams per liter
S.U = standard units
mS/cm = milliSiemens per centimeter

mV = millivolts
°F = degrees Fahrenheit
°C = degrees Celsius
gpm = gallons per minute
-- = Not applicable based on fields selected as "None"

Groundwater Sampling Form

Location ID:	PZ-54D	**Date(s):**	2026-02-18	**Work Order(s):**		Semiannual GWM February 2026 AMA and AMA R6	
Client:	Georgia Power	**Facility:**	Plant Yates	**Facility Location:**	708 Dyer Rd, Newnan, GA, 30263, US	**Area:**	AMA R6 CCR Landfill
Weather:	CLEAR, T:62.4 °F, rH:66%, Clouds: 0%, Wind:5.75mph E-SE			**Field Technician:**		Jessica Ware, Perry Studebaker	
Measuring Pt. Description:	Top of Inner Casing	**Screen Setting (ft-bgs):**	124-134	**Casing Diameter (in):**	2	**Well Casing Material:**	PVC
Static Water Level (ft-bmp):	41.71	**Total Depth (ft-bmp):**	137.06	**Water Column(ft):**	95.35	**Liters in Well:**	58.91
Depth to Product (ft-bmp):	--	**Pump Intake Depth(ft-bmp):**	136	**Purge Method:**	Low Flow	**Purging Equipment:**	Dedicated Bladder
Purge Start Time:	08:50	**Total Volume Purged (liters):**	1.55	**Sample ID:**	YAT-PZ-54D	**Sample Time:**	09:30
Purge End Time:	09:30	**Well Volumes Purged (total):**	0.03	**Replicate Type / Replicate ID:**	N/A	**Water Quality Meter/ ID:**	Aqua Troll 600 Sonde,Hach 2100-Q / 963008,U95065X
Scope of work completed?	Yes						

Time	Total Elapsed (min)	Flow Rate	Flow Rate Unit	Depth to Water (ft)	pH (S.U.)	Specific Conductivity (µS/cm)	Turbidity (NTU)	Dissolved Oxygen (mg/L)	Temp. (°C)	Redox (mV)
8:50	0	40	mL/min	42.48	6.22	962.18	1.21	1.51	14.7	-2.28
8:55	5	40	mL/min	42.75	6.27	988.26	2.07	0.81	14.8	-33.91
9:00	10	40	mL/min	43.04	6.34	1023.92	2.06	0.63	14.86	-50.2
9:05	15	40	mL/min	43.31	6.37	1039.42	1.55	0.53	14.8	-57.6
9:10	20	40	mL/min	43.59	6.37	1037.1	1.78	0.47	14.91	-56.92
9:15	25	40	mL/min	43.88	6.37	1033.91	0.68	0.42	15.01	-55.65
9:20	30	35	mL/min	44.18	6.37	1034.27	1.01	0.41	15.05	-56.08
9:25	35	35	mL/min	44.33	6.38	1035.41	0.83	0.39	15.09	-57.72
9:30	40	35	mL/min	44.48	6.39	1037.33	0.59	0.37	15.12	-60.05

Constituent Sampled	Container	Number	Volume	Preservative
Anions (E300.0)	HDPE Plastic	1	250 mL	None
GenChem (SM2540C)	HDPE Plastic	1	500 mL	None
Metals (SW6020)	HDPE Plastic	2	250 mL	HNO3
Radio (Other)	HDPE Plastic	2	1 L	HNO3

Comments: None

Well Information:

Well Labeled Properly: yes

Is Well in Good Condition? good

Issues:

Well Inspection Comments:

ft-bmp = feet below measuring point
in = inches
ft = feet
mL/min = milliliters per minute

uS/cm = microSiemens per centimeter
NTU = Nephelometric Turbidity Unit
mg/L = milligrams per liter
S.U = standard units
mS/cm = milliSiemens per centimeter

mV = millivolts
°F = degrees Fahrenheit
°C = degrees Celsius
gpm = gallons per minute
-- = Not applicable based on fields selected as "None"

Groundwater Sampling Form

Location ID:	PZ-55	**Date(s):**	2026-02-19	**Work Order(s):**		Semiannual GWM February 2026 AMA and AMA R6	
Client:	Georgia Power	**Facility:**	Plant Yates	**Facility Location:**	708 Dyer Rd, Newnan, GA, 30263, US	**Area:**	AMA R6 CCR Landfill
Weather:	CLEAR, T:63.5 °F, rH:63%, Clouds: 0%, Wind:5.75mph E-SE			**Field Technician:**		Jake Swanson, Jessica Ware	
Measuring Pt. Description:	Top of Inner Casing	**Screen Setting (ft-bgs):**	55-65	**Casing Diameter (in):**	2	**Well Casing Material:**	PVC
Static Water Level (ft-bmp):	28.94	**Total Depth (ft-bmp):**	68.02	**Water Column(ft):**	39.08	**Liters in Well:**	24.14
Depth to Product (ft-bmp):	--	**Pump Intake Depth(ft-bmp):**	62.72	**Purge Method:**	Low Flow	**Purging Equipment:**	Bladder Pump
Purge Start Time:	11:55	**Total Volume Purged (liters):**	4.5	**Sample ID:**	YAT-PZ-55	**Sample Time:**	13:55
Purge End Time:	13:49	**Well Volumes Purged (total):**	0.19	**Replicate Type / Replicate ID:**	N/A	**Water Quality Meter/ ID:**	Aqua Troll 600 Sonde,Hach 2100-Q /
Scope of work completed?	Yes						

Time	Total Elapsed (min)	Flow Rate	Flow Rate Unit	Depth to Water (ft)	pH (S.U.)	Specific Conductivity (µS/cm)	Turbidity (NTU)	Dissolved Oxygen (mg/L)	Temp. (°C)	Redox (mV)
11:55	0	100	mL/min	28.88	5.76	366.96	9.53	4.78	20.8	150.49
12:00	4	50	mL/min	29.36	7.37	483.3	81.2	0.96	18.27	-67.1
12:05	9	50	mL/min	29.80	7.7	475.1	69.3	0.77	19.18	-97.63
12:10	14	50	mL/min	30.15	7.7	452.07	58.16	0.93	19.8	-92.29
12:15	19	50	mL/min	30.32	7.55	434.24	42.4	1.09	20.27	-73.3
12:20	24	50	mL/min	30.59	7.25	405.42	33.7	1.28	20.05	-32.99
12:25	29	50	mL/min	30.98	6.97	383.92	30.1	1.52	19.73	9.6
12:30	34	50	mL/min	31.16	6.76	369.86	26.8	1.64	19.15	50.56
12:35	39	50	mL/min	31.51	6.69	362.28	24.1	1.65	19.2	74.92
12:40	44	50	mL/min	31.88	6.63	359.09	18.5	1.58	19.65	90.51
12:45	49	30	mL/min	32.34	6.44	356.59	16.1	1.45	20.31	109.3
12:50	54	30	mL/min	32.65	6.09	354.84	11.7	1.33	21.4	132.64
12:55	59	30	mL/min	32.80	5.75	353.8	9.98	1.31	22.45	153.46
13:00	64	30	mL/min	32.91	5.6	352.59	8.81	1.33	22.36	163.19
13:05	69	30	mL/min	32.98	5.56	349.9	7.68	1.35	22.17	166.12
13:10	74	30	mL/min	33.08	5.55	350.29	6.67	1.36	22.08	167.54
13:15	79	30	mL/min	33.18	5.56	349.34	6.56	1.35	22.16	167.36
13:20	84	30	mL/min	33.33	5.58	347.8	6.03	1.34	21.82	166.61
13:25	89	30	mL/min	33.47	5.58	347.94	5.69	1.31	22.36	166.05
13:30	94	30	mL/min	33.61	5.56	348.91	5.25	1.3	22.27	168.48
13:35	99	30	mL/min	33.72	5.54	348.95	4.75	1.3	22.53	170.34
13:40	104	30	mL/min	33.79	5.53	348.39	4.54	1.31	23.03	171.89
13:45	109	30	mL/min	33.88	5.5	349.76	4.41	1.32	23.79	173.04

ft-bmp = feet below measuring point
in = inches
ft = feet
mL/min = milliliters per minute

uS/cm = microSiemens per centimeter
NTU = Nephelometric Turbidity Unit
mg/L = milligrams per liter
S.U = standard units
mS/cm = milliSiemens per centimeter

mV = millivolts
°F = degrees Fahrenheit
°C = degrees Celsius
gpm = gallons per minute
-- = Not applicable based on fields selected as "None"

Constituent Sampled	Container	Number	Volume	Preservative
Anions (E300.0)	HDPE Plastic	1	250 mL	None
GenChem (SM2540C)	HDPE Plastic	1	500 mL	None
Metals (SW6020)	HDPE Plastic	2	250 mL	HNO3
Radio (Other)	HDPE Plastic	2	1 L	HNO3

Comments: None

Well Information:

Well Labeled Properly: yes

Is Well in Good Condition? good

Issues:

Well Inspection Comments:

ft-bmp = feet below measuring point
in = inches
ft = feet
mL/min = milliliters per minute

uS/cm = microSiemens per centimeter
NTU = Nephelometric Turbidity Unit
mg/L = milligrams per liter
S.U = standard units
mS/cm = milliSiemens per centimeter

mV = millivolts
°F = degrees Fahrenheit
°C = degrees Celsius
gpm = gallons per minute
-- = Not applicable based on fields selected as "None"

Groundwater Sampling Form

Location ID:	YAMW-1	**Date(s):**	2026-02-18	**Work Order(s):**		Semiannual GWM February 2026 AMA and AMA R6	
Client:	Georgia Power	**Facility:**	Plant Yates	**Facility Location:**	708 Dyer Rd, Newnan, GA, 30263, US	**Area:**	AMA AP-3, A, B and B
Weather:	CLEAR, T:49.69 °F, rH:89%, Clouds: 1%, Wind:4.16mph N-NE			**Field Technician:**		Jessica Ware	
Measuring Pt. Description:	Top of Inner Casing	**Screen Setting (ft-bgs):**	57-67	**Casing Diameter (in):**	2	**Well Casing Material:**	PVC
Static Water Level (ft-bmp):	8.06	**Total Depth (ft-bmp):**	69.93	**Water Column(ft):**	61.87	**Liters in Well:**	38.22
Depth to Product (ft-bmp):	--	**Pump Intake Depth(ft-bmp):**	64.6	**Purge Method:**	Low Flow	**Purging Equipment:**	Dedicated Bladder
Purge Start Time:	11:12	**Total Volume Purged (liters):**	5.65	**Sample ID:**	YAT-YAMW-1	**Sample Time:**	11:51
Purge End Time:	11:50	**Well Volumes Purged (total):**	0.15	**Replicate Type / Replicate ID:**	**Duplicate** / YAT-AMA-R6-FD-1	**Water Quality Meter/ ID:**	Apera TN500,Aqua Troll 500 / 1270608, U132877X
Scope of work completed?	Yes						

Time	Total Elapsed (min)	Flow Rate	Flow Rate Unit	Depth to Water (ft)	pH (S.U.)	Specific Conductivity (µS/cm)	Turbidity (NTU)	Dissolved Oxygen (mg/L)	Temp. (°C)	Redox (mV)
11:12	0	200	mL/min	25.93	6.13	495.27	3.08	8.45	15.13	163.31
11:17	5	150	mL/min	26.65	5.39	843.95	28.4	1.1	17.37	215.38
11:22	10	100	mL/min	26.59	5.35	875.63	17.47	1.02	16.77	231.71
11:27	15	100	mL/min	26.30	5.34	885.91	11.23	0.97	16.5	239.48
11:32	20	100	mL/min	26.32	5.33	896	11.17	0.89	16.67	244.39
11:37	25	100	mL/min	26.46	5.34	888.82	4.56	0.88	17.05	247.32
11:42	30	100	mL/min	26.59	5.32	901.04	2.55	0.76	17.24	249.84
11:47	35	100	mL/min	26.53	5.32	904.31	3.2	0.73	17.22	251.21

Constituent Sampled	Container	Number	Volume	Preservative
Anions (E300.0)	HDPE Plastic	2	250 mL	None
GenChem (SM2540C)	HDPE Plastic	2	500 mL	None
Metals (SW6020)	HDPE Plastic	4	250 mL	HNO3
Radio (Other)	HDPE Plastic	4	1 L	HNO3

Comments: None

Well Information:

Well Labeled Properly: yes

Is Well in Good Condition? good

Issues:

Well Inspection Comments:

ft-bmp = feet below measuring point
in = inches
ft = feet
mL/min = milliliters per minute

uS/cm = microSiemens per centimeter
NTU = Nephelometric Turbidity Unit
mg/L = milligrams per liter
S.U = standard units
mS/cm = milliSiemens per centimeter

mV = millivolts
°F = degrees Fahrenheit
°C = degrees Celsius
gpm = gallons per minute
-- = Not applicable based on fields selected as "None"

Groundwater Sampling Form

Location ID:	YAMW-2	**Date(s):**	2026-02-19	**Work Order(s):**		Semiannual GWM February 2026 AMA and AMA R6	
Client:	Georgia Power	**Facility:**	Plant Yates	**Facility Location:**	708 Dyer Rd, Newnan, GA, 30263, US	**Area:**	AMA R6 CCR Landfill
Weather:	CLEAR, T:64.08 °F, rH:61%, Clouds: 8%, Wind:5.73mph SE			**Field Technician:**		David Prouty, Jessica Ware	
Measuring Pt. Description:	Top of Inner Casing	**Screen Setting (ft-bgs):**	33.64-43.64	**Casing Diameter (in):**	2	**Well Casing Material:**	PVC
Static Water Level (ft-bmp):	25.59	**Total Depth (ft-bmp):**	46.48	**Water Column(ft):**	20.89	**Liters in Well:**	12.91
Depth to Product (ft-bmp):	--	**Pump Intake Depth(ft-bmp):**	41.44	**Purge Method:**	Low Flow	**Purging Equipment:**	Dedicated Bladder
Purge Start Time:	12:37	**Total Volume Purged (liters):**	24	**Sample ID:**	YAT-YAMW-2	**Sample Time:**	16:45
Purge End Time:	16:45	**Well Volumes Purged (total):**	1.86	**Replicate Type / Replicate ID:**	N/A	**Water Quality Meter/ ID:**	Aqua Troll 600 Sonde,Hach 2100-Q / Aqua Troll 1027333, HACH 170506057939
Scope of work completed?	Yes						

Time	Total Elapsed (min)	Flow Rate	Flow Rate Unit	Depth to Water (ft)	pH (S.U.)	Specific Conductivity (µS/cm)	Turbidity (NTU)	Dissolved Oxygen (mg/L)	Temp. (°C)	Redox (mV)
12:37	0	100	mL/min	25.61	5.96	56.62	0.81	7.02	18.2	178.38
12:42	5	100	mL/min	25.60	5.77	52.09	4.69	5.6	19.28	175.68
12:47	10	100	mL/min	25.60	5.76	51.43	4.21	5.46	19.19	175.41
12:52	15	100	mL/min	25.60	5.75	50.89	3.32	5.5	19.12	175.83
12:57	20	100	mL/min	25.60	5.74	50.95	9.43	5.34	19.25	171.34
13:02	25	80	mL/min	25.60	5.73	52.43	12.1	5.15	19.43	178.42
13:07	30	80	mL/min	25.60	5.73	52.49	11.8	5.07	19.55	171.76
13:12	35	80	mL/min	25.60	5.72	52.21	11.3	4.94	19.74	172.060
13:17	40	80	mL/min	25.60	5.73	51.72	10.7	4.89	19.29	172.09
13:22	45	80	mL/min	25.60	5.73	51.16	10.2	4.81	19.33	170.16
13:27	50	80	mL/min	25.60	5.72	50.62	9.59	4.74	19.54	171.62
13:32	55	80	mL/min	25.60	5.73	50	9.83	4.72	19.46	171.49
13:37	60	80	mL/min	25.60	5.73	50	9.72	4.6	19.82	170.13
13:42	65	80	mL/min	25.60	5.73	48.77	9.41	4.61	20.19	167.44
13:47	70	80	mL/min	25.60	5.73	48.01	9.17	4.65	19.45	166.02
13:52	75	80	mL/min	25.60	5.73	48.13	9.33	4.63	19.28	167.44
13:57	80	80	mL/min	25.60	5.73	47.83	9.86	4.59	19.53	165.3
14:02	85	80	mL/min	25.60	5.72	47.22	9.5	4.61	19.42	165.28
14:07	90	80	mL/min	25.60	5.73	46.34	8.8	4.6	19.61	165.66
14:12	95	80	mL/min	25.60	5.73	43.79	8.35	4.59	19.83	165.08
14:17	100	80	mL/min	25.60	5.73	43.06	8.1	4.6	20.05	166.29
14:22	105	80	mL/min	25.60	5.73	42.41	8.52	4.57	20.06	166.24
14:27	110	80	mL/min	25.60	5.73	41.38	8.41	4.61	19.94	167.38
14:32	115	80	mL/min	25.60	5.73	40.34	9.65	4.58	20.09	168.13

ft-bmp = feet below measuring point
in = inches
ft = feet
mL/min = milliliters per minute

uS/cm = microSiemens per centimeter
NTU = Nephelometric Turbidity Unit
mg/L = milligrams per liter
S.U = standard units
mS/cm = milliSiemens per centimeter

mV = millivolts
°F = degrees Fahrenheit
°C = degrees Celsius
gpm = gallons per minute
-- = Not applicable based on fields selected as "None"

Time	Total Elapsed (min)	Flow Rate	Flow Rate Unit	Depth to Water (ft)	pH (S.U.)	Specific Conductivity (µS/cm)	Turbidity (NTU)	Dissolved Oxygen (mg/L)	Temp. (°C)	Redox (mV)
14:37	120	80	mL/min	25.60	5.73	39.63	9.89	4.6	19.62	168.37
14:42	125	50	mL/min	25.60	5.73	39.23	18.2	4.6	19.6	167.49
14:47	130	50	mL/min	25.60	5.73	38.97	28.6	4.47	20.7	166.66
14:52	135	50	mL/min	25.60	5.72	39.14	21.2	4.38	21.84	164.4
14:57	140	50	mL/min	25.60	5.72	38.7	21.3	4.41	21.73	163.26
15:02	145	50	mL/min	25.60	5.72	38.45	19.3	4.42	21.78	162.38
15:07	150	50	mL/min	25.60	5.72	37.64	17.8	4.5	21.36	161.95
15:12	155	50	mL/min	25.60	5.72	37.82	17.3	4.5	21.53	161.66
15:17	160	50	mL/min	25.60	5.72	35.95	17.9	4.55	21.33	161.36
15:22	165	50	mL/min	25.60	5.72	36.93	18.4	4.53	21.56	161.2
15:27	170	50	mL/min	25.60	5.72	37.91	18.5	4.47	22.09	161.7
15:32	175	50	mL/min	25.60	5.72	37.74	18.3	4.47	22.11	162.23
15:37	180	50	mL/min	25.60	5.71	41.77	17.4	4.46	22.18	161.9
15:44	186	50	mL/min	25.60	5.71	41.76	18.1	4.53	22.36	161.83
15:49	191	50	mL/min	25.60	5.71	42.7	18.6	4.59	22.35	161.6
15:54	196	220	mL/min	25.72	5.72	40.98	13	5	17.95	165.11
15:59	201	220	mL/min	25.73	5.61	40.15	11	4.92	17.83	171.09
16:04	206	220	mL/min	25.72	5.5	39.29	9.9	4.85	17.89	179.25
16:09	211	220	mL/min	25.72	5.42	40.15	9.04	4.85	17.89	185.85
16:14	216	220	mL/min	25.72	5.39	39.43	9.27	4.81	17.83	191.52
16:19	221	220	mL/min	25.72	5.39	41.57	7.65	4.87	17.81	194.26
16:24	226	220	mL/min	25.72	5.4	40.02	9.5	4.81	17.77	196.44
16:29	231	220	mL/min	25.72	5.41	39.98	9.9	4.81	17.8	198.01
16:34	236	220	mL/min	25.72	5.41	39.12	7.38	4.76	17.86	197.32
16:39	241	220	mL/min	25.72	5.4	39.11	6.9	4.77	17.89	201.31

Constituent Sampled	Container	Number	Volume	Preservative
Anions (E300.0)	HDPE Plastic	1	250 mL	None
GenChem (SM2540C)	HDPE Plastic	1	500 mL	None
Metals (SW6020)	HDPE Plastic	2	250 mL	HNO3
Radio (Other)	HDPE Plastic	2	1 L	HNO3

Comments: None

Well Information:

Well Labeled Properly: yes

Is Well in Good Condition? good

Issues:

Well Inspection Comments:

ft-bmp = feet below measuring point
in = inches
ft = feet
mL/min = milliliters per minute

uS/cm = microSiemens per centimeter
NTU = Nephelometric Turbidity Unit
mg/L = milligrams per liter
S.U = standard units
mS/cm = milliSiemens per centimeter

mV = millivolts
°F = degrees Fahrenheit
°C = degrees Celsius
gpm = gallons per minute
-- = Not applicable based on fields selected as "None"

Groundwater Sampling Form

Location ID:	YAMW-3	**Date(s):**	2026-02-19	**Work Order(s):**		Semiannual GWM February 2026 AMA and AMA R6	
Client:	Georgia Power	**Facility:**	Plant Yates	**Facility Location:**	708 Dyer Rd, Newnan, GA, 30263, US	**Area:**	AMA R6 CCR Landfill
Weather:	CLEAR, T:62.4 °F, rH:66%, Clouds: 0%, Wind:5.75mph E-SE			**Field Technician:**		Jessica Ware	
Measuring Pt. Description:	Top of Inner Casing	**Screen Setting (ft-bgs):**	78.89-88.89	**Casing Diameter (in):**	2	**Well Casing Material:**	PVC
Static Water Level (ft-bmp):	38.48	**Total Depth (ft-bmp):**	91.44	**Water Column(ft):**	52.96	**Liters in Well:**	32.72
Depth to Product (ft-bmp):	--	**Pump Intake Depth(ft-bmp):**	86.5	**Purge Method:**	Low Flow	**Purging Equipment:**	Dedicated Bladder
Purge Start Time:	08:16	**Total Volume Purged (liters):**	2.5	**Sample ID:**	YAT-YAMW-3	**Sample Time:**	09:03
Purge End Time:	09:02	**Well Volumes Purged (total):**	0.08	**Replicate Type / Replicate ID:**	N/A	**Water Quality Meter/ ID:**	Apera TN500,Aqua Troll 500 / 1270608, U132877X
Scope of work completed?	Yes						

Time	Total Elapsed (min)	Flow Rate	Flow Rate Unit	Depth to Water (ft)	pH (S.U.)	Specific Conductivity (µS/cm)	Turbidity (NTU)	Dissolved Oxygen (mg/L)	Temp. (°C)	Redox (mV)
8:16	0	100	mL/min	38.44	6.22	905.85	0.89	7.47	16.75	209.29
8:21	5	50	mL/min	39.20	5.83	899.51	3.51	2.6	17.19	203.37
8:26	10	50	mL/min	39.44	5.77	908.36	1.24	1.71	17.22	204.21
8:31	15	50	mL/min	39.68	5.76	910.83	1.13	1.28	17.3	205.77
8:36	20	50	mL/min	39.89	5.75	917.7	1	1.09	17.33	205.7
8:41	25	50	mL/min	40.08	5.75	917.36	0.23	0.84	17.34	204.73
8:46	30	50	mL/min	40.21	5.75	916.74	0.02	0.74	17.38	203.49
8:51	35	50	mL/min	40.38	5.75	917.66	3.71	0.62	17.48	201.24
8:56	40	50	mL/min	40.54	5.75	917.32	0.79	0.54	17.5	199.6
9:01	45	50	mL/min	40.66	5.75	917.6	1.17	0.51	17.6	197.67

Constituent Sampled	Container	Number	Volume	Preservative
Anions (E300.0)	HDPE Plastic	1	250 mL	None
GenChem (SM2540C)	HDPE Plastic	1	500 mL	None
Metals (SW6020)	HDPE Plastic	2	250 mL	HNO3
Radio (Other)	HDPE Plastic	2	1 L	HNO3

Comments: None

ft-bmp = feet below measuring point
in = inches
ft = feet
mL/min = milliliters per minute

uS/cm = microSiemens per centimeter
NTU = Nephelometric Turbidity Unit
mg/L = milligrams per liter
S.U = standard units
mS/cm = milliSiemens per centimeter

mV = millivolts
°F = degrees Fahrenheit
°C = degrees Celsius
gpm = gallons per minute
-- = Not applicable based on fields selected as "None"

Well Information:

Well Labeled Properly:	yes
Is Well in Good Condition?	good
Issues:	
Well Inspection Comments:	

ft-bmp = feet below measuring point
in = inches
ft = feet
mL/min = milliliters per minute

uS/cm = microSiemens per centimeter
NTU = Nephelometric Turbidity Unit
mg/L = milligrams per liter
S.U = standard units
mS/cm = milliSiemens per centimeter

mV = millivolts
°F = degrees Fahrenheit
°C = degrees Celsius
gpm = gallons per minute
-- = Not applicable based on fields selected as "None"

Groundwater Sampling Form

Location ID:	YAMW-4	**Date(s):**	2026-02-19	**Work Order(s):**		Semiannual GWM February 2026 AMA and AMA R6	
Client:	Georgia Power	**Facility:**	Plant Yates	**Facility Location:**	708 Dyer Rd, Newnan, GA, 30263, US	**Area:**	AMA R6 CCR Landfill
Weather:	CLEAR, T:64.58 °F, rH:59%, Clouds: 0%, Wind:9.22mph E-SE			**Field Technician:**		David Prouty, Jessica Ware	
Measuring Pt. Description:	Top of Inner Casing	**Screen Setting (ft-bgs):**	83.86-93.86	**Casing Diameter (in):**	2	**Well Casing Material:**	PVC
Static Water Level (ft-bmp):	35	**Total Depth (ft-bmp):**	96.55	**Water Column(ft):**	61.55	**Liters in Well:**	38.02
Depth to Product (ft-bmp):	--	**Pump Intake Depth(ft-bmp):**	91.55	**Purge Method:**	Low Flow	**Purging Equipment:**	Dedicated Bladder
Purge Start Time:	09:35	**Total Volume Purged (liters):**	4.5	**Sample ID:**	YAT-YAMW-4	**Sample Time:**	10:25
Purge End Time:	10:21	**Well Volumes Purged (total):**	0.12	**Replicate Type / Replicate ID:**	N/A	**Water Quality Meter/ ID:**	Aqua Troll 600 Sonde,Hach 2100-Q / Aqua Troll 1027333, HACH 170506057939
Scope of work completed?	Yes						

Time	Total Elapsed (min)	Flow Rate	Flow Rate Unit	Depth to Water (ft)	pH (S.U.)	Specific Conductivity (µS/cm)	Turbidity (NTU)	Dissolved Oxygen (mg/L)	Temp. (°C)	Redox (mV)
9:35	0	100	mL/min	35.45	6.72	577.85	0.49	9.52	16.09	202.18
9:40	5	100	mL/min	36.17	6.15	580.95	0.48	4.02	17.43	199.93
9:45	10	100	mL/min	36.85	5.95	630.68	0.5	1.02	17.42	198.72
9:50	15	100	mL/min	37.04	5.94	631.42	0.66	0.71	17.4	200.67
9:55	20	100	mL/min	37.23	5.94	631.97	0.59	0.61	17.41	199.41
10:00	25	100	mL/min	37.40	5.94	626.87	0.53	0.65	17.47	198.89
10:05	30	100	mL/min	37.53	5.94	618.39	0.43	0.86	17.49	198.79
10:10	35	100	mL/min	37.67	5.94	612.02	0.51	1	17.59	198.72
10:15	40	100	mL/min	37.78	5.94	610.44	0.27	1.18	17.77	198.27
10:20	45	100	mL/min	37.93	5.94	610.09	0.17	1.17	17.72	196.79

Constituent Sampled	Container	Number	Volume	Preservative
Anions (E300.0)	HDPE Plastic	1	250 mL	None
GenChem (SM2540C)	HDPE Plastic	1	500 mL	None
Metals (SW6020)	HDPE Plastic	2	250 mL	HNO3
Radio (Other)	HDPE Plastic	2	1 L	HNO3

Comments: None

ft-bmp = feet below measuring point
in = inches
ft = feet
mL/min = milliliters per minute

uS/cm = microSiemens per centimeter
NTU = Nephelometric Turbidity Unit
mg/L = milligrams per liter
S.U = standard units
mS/cm = milliSiemens per centimeter

mV = millivolts
°F = degrees Fahrenheit
°C = degrees Celsius
gpm = gallons per minute
-- = Not applicable based on fields selected as "None"

Well Information:

Well Labeled Properly:	yes
Is Well in Good Condition?	good
Issues:	
Well Inspection Comments:	

ft-bmp = feet below measuring point
in = inches
ft = feet
mL/min = milliliters per minute

uS/cm = microSiemens per centimeter
NTU = Nephelometric Turbidity Unit
mg/L = milligrams per liter
S.U = standard units
mS/cm = milliSiemens per centimeter

mV = millivolts
°F = degrees Fahrenheit
°C = degrees Celsius
gpm = gallons per minute
-- = Not applicable based on fields selected as "None"

Groundwater Sampling Form

Location ID:	YAMW-5	**Date(s):**	2026-02-19	**Work Order(s):**		Semiannual GWM February 2026 AMA and AMA R6	
Client:	Georgia Power	**Facility:**	Plant Yates	**Facility Location:**	708 Dyer Rd, Newnan, GA, 30263, US	**Area:**	AMA R6 CCR Landfill
Weather:	CLEAR, T:64.33 °F, rH:60%, Clouds: 0%, Wind:5.75mph E-SE			**Field Technician:**		Jake Swanson, Perry Studebaker	
Measuring Pt. Description:	Top of Inner Casing	**Screen Setting (ft-bgs):**	77.34-87.34	**Casing Diameter (in):**	2	**Well Casing Material:**	PVC
Static Water Level (ft-bmp):	16.51	**Total Depth (ft-bmp):**	90.34	**Water Column(ft):**	73.83	**Liters in Well:**	45.61
Depth to Product (ft-bmp):	--	**Pump Intake Depth(ft-bmp):**	86.3	**Purge Method:**	Low Flow	**Purging Equipment:**	Dedicated Bladder
Purge Start Time:	08:22	**Total Volume Purged (liters):**	5.5	**Sample ID:**	YAT-YAMW-5	**Sample Time:**	08:55
Purge End Time:	08:52	**Well Volumes Purged (total):**	0.12	**Replicate Type / Replicate ID:**	N/A	**Water Quality Meter/ ID:**	Aqua Troll 600 Sonde,Hach 2100-Q / 1022231
Scope of work completed?	Yes						

Time	Total Elapsed (min)	Flow Rate	Flow Rate Unit	Depth to Water (ft)	pH (S.U.)	Specific Conductivity (µS/cm)	Turbidity (NTU)	Dissolved Oxygen (mg/L)	Temp. (°C)	Redox (mV)
8:22	0	200	mL/min	16.43	6.97	781.39	0.71	9.22	15.81	203.51
8:27	5	200	mL/min	17.88	6.39	868.58	0.56	1.47	17.15	151.48
8:32	10	200	mL/min	18.19	6.67	823.73	0.32	1.45	17.16	137.96
8:37	15	200	mL/min	18.44	6.79	804.59	0.27	1.49	17.16	134.06
8:42	20	150	mL/min	18.76	6.83	798.08	0.48	1.52	17.18	125.6
8:47	25	150	mL/min	18.68	6.81	797.91	0.39	1.52	17.19	125.65
8:52	30	150	mL/min	18.81	6.83	803.26	0.44	1.52	17.22	126.06

Constituent Sampled	Container	Number	Volume	Preservative
Anions (E300.0)	HDPE Plastic	1	250 mL	None
GenChem (SM2540C)	HDPE Plastic	1	500 mL	None
Metals (SW6020)	HDPE Plastic	2	250 mL	HNO3
Radio (Other)	HDPE Plastic	2	1 L	HNO3

Comments: None

Well Information:

Well Labeled Properly: yes

Is Well in Good Condition? good

Issues:

Well Inspection Comments:

ft-bmp = feet below measuring point
in = inches
ft = feet
mL/min = milliliters per minute

uS/cm = microSiemens per centimeter
NTU = Nephelometric Turbidity Unit
mg/L = milligrams per liter
S.U = standard units
mS/cm = milliSiemens per centimeter

mV = millivolts
°F = degrees Fahrenheit
°C = degrees Celsius
gpm = gallons per minute
-- = Not applicable based on fields selected as "None"

Groundwater Sampling Form

Location ID:	YGWC-23S	**Date(s):**	2026-02-19	**Work Order(s):**		Semiannual GWM February 2026 AMA and AMA R6	
Client:	Georgia Power	**Facility:**	Plant Yates	**Facility Location:**	708 Dyer Rd, Newnan, GA, 30263, US	**Area:**	AMA AP-3, A, B and B
Weather:	CLEAR, T:64.58 °F, rH:58%, Clouds: 0%, Wind:9.22mph E-SE			**Field Technician:**		Jake Swanson, Perry Studebaker	
Measuring Pt. Description:	Top of Inner Casing	**Screen Setting (ft-bgs):**	26-36	**Casing Diameter (in):**	2	**Well Casing Material:**	PVC
Static Water Level (ft-bmp):	15.84	**Total Depth (ft-bmp):**	38.91	**Water Column(ft):**	23.07	**Liters in Well:**	14.25
Depth to Product (ft-bmp):	--	**Pump Intake Depth(ft-bmp):**	34	**Purge Method:**	Low Flow	**Purging Equipment:**	Dedicated Bladder
Purge Start Time:	09:38	**Total Volume Purged (liters):**	15.3	**Sample ID:**	YAT-YGWC-23S	**Sample Time:**	11:00
Purge End Time:	10:54	**Well Volumes Purged (total):**	1.07	**Replicate Type / Replicate ID:**	N/A	**Water Quality Meter/ ID:**	Aqua Troll 600 Sonde,Hach 2100-Q / 1022231
Scope of work completed?	Yes						

Time	Total Elapsed (min)	Flow Rate	Flow Rate Unit	Depth to Water (ft)	pH (S.U.)	Specific Conductivity (µS/cm)	Turbidity (NTU)	Dissolved Oxygen (mg/L)	Temp. (°C)	Redox (mV)
9:38	0	200	mL/min	15.81	6.48	292.15	1.31	7.82	17.37	126.03
9:39	1	200	mL/min	15.81	6.73	291.32	1.31	6.72	17.68	109.52
9:44	6	200	mL/min	16.65	7.03	290.94	0.88	6.32	17.8	102.38
9:49	11	200	mL/min	16.67	7.1	286.95	0.5	6.3	17.81	106.07
9:54	16	200	mL/min	16.69	7.1	282.89	0.62	6.32	17.88	111.69
9:59	21	200	mL/min	16.71	7.05	280.44	0.89	6.34	17.9	119.09
10:04	26	200	mL/min	16.75	6.98	278.76	0.83	6.35	17.89	126.85
10:09	31	200	mL/min	16.74	6.91	277.57	0.81	6.34	17.96	132.33
10:14	36	200	mL/min	16.74	6.81	276.63	0.44	6.35	18.08	140.14
10:19	41	200	mL/min	16.72	6.67	276.62	0.79	6.34	18.01	149.89
10:24	46	200	mL/min	16.72	6.57	275.68	0.46	6.34	18.02	157.85
10:29	51	200	mL/min	16.68	6.48	275.55	0.59	6.34	18.01	164.86
10:34	56	200	mL/min	16.70	6.41	275.08	0.42	6.37	18.03	171.88
10:39	61	200	mL/min	16.68	6.31	275.44	0.35	6.37	18.06	180.23
10:44	66	200	mL/min	16.67	6.22	275.05	0.48	6.37	18.13	184.49
10:49	71	200	mL/min	16.72	6.14	274.77	0.38	6.37	18.17	193.03
10:54	76	200	mL/min	16.77	6.14	275.28	0.3	6.37	18.12	194.65

Constituent Sampled	Container	Number	Volume	Preservative
Anions (E300.0)	HDPE Plastic	1	250 mL	None
GenChem (SM2540C)	HDPE Plastic	1	500 mL	None
Metals (SW6020)	HDPE Plastic	2	250 mL	HNO3
Radio (Other)	HDPE Plastic	2	1 L	HNO3

ft-bmp = feet below measuring point
in = inches
ft = feet
mL/min = milliliters per minute

uS/cm = microSiemens per centimeter
NTU = Nephelometric Turbidity Unit
mg/L = milligrams per liter
S.U = standard units
mS/cm = milliSiemens per centimeter

mV = millivolts
°F = degrees Fahrenheit
°C = degrees Celsius
gpm = gallons per minute
-- = Not applicable based on fields selected as "None"

Comments: None

Well Information:

Well Labeled Properly:	yes
Is Well in Good Condition?	good
Issues:	
Well Inspection Comments:	

ft-bmp = feet below measuring point
in = inches
ft = feet
mL/min = milliliters per minute

uS/cm = microSiemens per centimeter
NTU = Nephelometric Turbidity Unit
mg/L = milligrams per liter
S.U = standard units
mS/cm = milliSiemens per centimeter

mV = millivolts
°F = degrees Fahrenheit
°C = degrees Celsius
gpm = gallons per minute
-- = Not applicable based on fields selected as "None"

Groundwater Sampling Form

Location ID:	YGWC-24SB	**Date(s):**	2026-02-18	**Work Order(s):**		Semiannual GWM February 2026 AMA and AMA R6	
Client:	Georgia Power	**Facility:**	Plant Yates	**Facility Location:**	708 Dyer Rd, Newnan, GA, 30263, US	**Area:**	AMA AP-3, A, B and B
Weather:	CLEAR, T:50.76 °F, rH:87%, Clouds: 1%, Wind:1.01mph NE			**Field Technician:**		Jessica Ware	
Measuring Pt. Description:	Top of Inner Casing	**Screen Setting (ft-bgs):**	47-57	**Casing Diameter (in):**	2	**Well Casing Material:**	PVC
Static Water Level (ft-bmp):	25.12	**Total Depth (ft-bmp):**	57.79	**Water Column(ft):**	32.67	**Liters in Well:**	20.18
Depth to Product (ft-bmp):	--	**Pump Intake Depth(ft-bmp):**	53	**Purge Method:**	Low Flow	**Purging Equipment:**	Dedicated Bladder
Purge Start Time:	08:52	**Total Volume Purged (liters):**	6.5	**Sample ID:**	YAT-YGWC-24SB	**Sample Time:**	09:55
Purge End Time:	09:54	**Well Volumes Purged (total):**	0.32	**Replicate Type / Replicate ID:**	N/A	**Water Quality Meter/ ID:**	Apera TN500,Aqua Troll 500 / 1270608, U132877X
Scope of work completed?	Yes						

Time	Total Elapsed (min)	Flow Rate	Flow Rate Unit	Depth to Water (ft)	pH (S.U.)	Specific Conductivity (µS/cm)	Turbidity (NTU)	Dissolved Oxygen (mg/L)	Temp. (°C)	Redox (mV)
8:52	0	100	mL/min	25.64	6.17	82.93	18.97	8.01	16.49	187.93
8:57	5	100	mL/min	25.60	5.62	80.09	21.3	7.56	17.06	176.57
9:02	10	100	mL/min	25.74	5.58	79.21	16.63	7.5	17.32	171.85
9:07	15	100	mL/min	25.54	5.58	78.12	15.24	7.49	16.87	179.13
9:12	20	100	mL/min	25.56	5.6	78.89	7.46	7.56	16.92	176.59
9:17	25	100	mL/min	25.58	5.57	78.77	9.63	7.55	16.81	181.59
9:22	30	100	mL/min	25.50	5.58	78.95	9.43	7.53	16.82	185.44
9:27	35	100	mL/min	25.63	5.57	78.93	7.02	7.55	17.23	186.01
9:32	40	100	mL/min	25.77	5.54	78.93	8.59	7.5	17.35	191.15
9:37	45	100	mL/min	25.66	5.56	78.68	5.17	7.49	17.07	191.33
9:42	50	100	mL/min	25.64	5.55	78.67	4.54	7.52	16.88	190.13
9:47	55	100	mL/min	25.66	5.56	78.69	4.97	7.54	16.97	192.29
9:52	60	100	mL/min	25.65	5.55	78.46	3.9	7.54	16.88	197.3

Constituent Sampled	Container	Number	Volume	Preservative
Anions (E300.0)	HDPE Plastic	1	250 mL	None
GenChem (SM2540C)	HDPE Plastic	1	500 mL	None
Metals (SW6020)	HDPE Plastic	2	250 mL	HNO3
Radio (Other)	HDPE Plastic	2	1 L	HNO3

Comments: None

ft-bmp = feet below measuring point
in = inches
ft = feet
mL/min = milliliters per minute

uS/cm = microSiemens per centimeter
NTU = Nephelometric Turbidity Unit
mg/L = milligrams per liter
S.U = standard units
mS/cm = milliSiemens per centimeter

mV = millivolts
°F = degrees Fahrenheit
°C = degrees Celsius
gpm = gallons per minute
-- = Not applicable based on fields selected as "None"

Well Information:

Well Labeled Properly:	yes
Is Well in Good Condition?	good
Issues:	
Well Inspection Comments:	

ft-bmp = feet below measuring point
in = inches
ft = feet
mL/min = milliliters per minute

uS/cm = microSiemens per centimeter
NTU = Nephelometric Turbidity Unit
mg/L = milligrams per liter
S.U = standard units
mS/cm = milliSiemens per centimeter

mV = millivolts
°F = degrees Fahrenheit
°C = degrees Celsius
gpm = gallons per minute
-- = Not applicable based on fields selected as "None"

Groundwater Sampling Form

Location ID:	YGWC-36A	**Date(s):**	2026-02-18	**Work Order(s):**		Semiannual GWM February 2026 AMA and AMA R6	
Client:	Georgia Power	**Facility:**	Plant Yates	**Facility Location:**	708 Dyer Rd, Newnan, GA, 30263, US	**Area:**	AMA R6 CCR Landfill
Weather:	CLEAR, T:49.69 °F, rH:89%, Clouds: 1%, Wind:4.16mph N-NE			**Field Technician:**		Jessica Ware	
Measuring Pt. Description:	Top of Inner Casing	**Screen Setting (ft-bgs):**	41-51	**Casing Diameter (in):**	2	**Well Casing Material:**	PVC
Static Water Level (ft-bmp):	7.16	**Total Depth (ft-bmp):**	51.2	**Water Column(ft):**	44.04	**Liters in Well:**	27.21
Depth to Product (ft-bmp):	--	**Pump Intake Depth(ft-bmp):**	46	**Purge Method:**	Low Flow	**Purging Equipment:**	Dedicated Bladder
Purge Start Time:	13:19	**Total Volume Purged (liters):**	4	**Sample ID:**	YAT-YGWC-36A	**Sample Time:**	13:42
Purge End Time:	13:41	**Well Volumes Purged (total):**	0.15	**Replicate Type / Replicate ID:**	N/A	**Water Quality Meter/ ID:**	Apera TN500,Aqua Troll 500 / U132877X,
Scope of work completed?	Yes						

Time	Total Elapsed (min)	Flow Rate	Flow Rate Unit	Depth to Water (ft)	pH (S.U.)	Specific Conductivity (µS/cm)	Turbidity (NTU)	Dissolved Oxygen (mg/L)	Temp. (°C)	Redox (mV)
13:19	0	200	mL/min	7.01	5.17	599.99	1.22	3.46	18.03	221.31
13:24	5	200	mL/min	7.38	5.22	613.05	1.79	3.31	18.47	232.31
13:29	10	200	mL/min	7.39	5.19	624.39	0.23	3.27	18.43	240.26
13:34	15	200	mL/min	7.38	5.14	634.1	0.17	3.17	18.51	248.42
13:39	20	200	mL/min	7.36	5.13	635.37	0.09	3.26	18.47	252.25

Constituent Sampled	Container	Number	Volume	Preservative
Anions (E300.0)	HDPE Plastic	1	250 mL	None
GenChem (SM2540C)	HDPE Plastic	1	500 mL	None
Metals (SW6020)	HDPE Plastic	2	250 mL	HNO3
Radio (Other)	HDPE Plastic	2	1 L	HNO3

Comments: None

Well Information:

Well Labeled Properly: yes

Is Well in Good Condition? good

Issues:

Well Inspection Comments:

ft-bmp = feet below measuring point
in = inches
ft = feet
mL/min = milliliters per minute

uS/cm = microSiemens per centimeter
NTU = Nephelometric Turbidity Unit
mg/L = milligrams per liter
S.U = standard units
mS/cm = milliSiemens per centimeter

mV = millivolts
°F = degrees Fahrenheit
°C = degrees Celsius
gpm = gallons per minute
-- = Not applicable based on fields selected as "None"

Groundwater Sampling Form

Location ID:	YGWC-38	**Date(s):**	2026-02-18	**Work Order(s):**		Semiannual GWM February 2026 AMA and AMA R6	
Client:	Georgia Power	**Facility:**	Plant Yates	**Facility Location:**	708 Dyer Rd, Newnan, GA, 30263, US	**Area:**	AMA R6 CCR Landfill
Weather:	CLEAR, T:64.33 °F, rH:60%, Clouds: 0%, Wind:5.75mph E-SE			**Field Technician:**		Jake Swanson, Perry Studebaker	
Measuring Pt. Description:	Top of Inner Casing	**Screen Setting (ft-bgs):**	39.59-49.59	**Casing Diameter (in):**	2	**Well Casing Material:**	PVC
Static Water Level (ft-bmp):	31.95	**Total Depth (ft-bmp):**	50.59	**Water Column(ft):**	18.64	**Liters in Well:**	11.52
Depth to Product (ft-bmp):	--	**Pump Intake Depth(ft-bmp):**	45	**Purge Method:**	Low Flow	**Purging Equipment:**	Dedicated Bladder
Purge Start Time:	15:15	**Total Volume Purged (liters):**	6	**Sample ID:**	YAT-YGWC-38	**Sample Time:**	15:55
Purge End Time:	15:45	**Well Volumes Purged (total):**	0.52	**Replicate Type / Replicate ID:**	**Duplicate** / YAT-AMA-R6-FD-2	**Water Quality Meter/ ID:**	/
Scope of work completed?	Yes						

Time	Total Elapsed (min)	Flow Rate	Flow Rate Unit	Depth to Water (ft)	pH (S.U.)	Specific Conductivity (µS/cm)	Turbidity (NTU)	Dissolved Oxygen (mg/L)	Temp. (°C)	Redox (mV)
15:15	0	200	mL/min	31.90	5.96	362.02	1.27	6.68	17.64	138.2
15:20	5	200	mL/min	34.32	6.32	335.62	0.89	3.58	17.56	126.33
15:25	10	200	mL/min	34.40	6.56	335.59	0.64	3.62	17.5	125.72
15:30	15	200	mL/min	34.51	6.76	337.21	0.82	3.55	17.5	120.74
15:35	20	200	mL/min	34.64	6.87	337.94	0.49	3.52	17.5	119.03
15:40	25	200	mL/min	34.71	6.91	337.95	0.52	3.51	17.5	123.05
15:45	30	200	mL/min	34.81	6.92	338.37	0.45	3.51	17.51	125.32

Constituent Sampled	Container	Number	Volume	Preservative
Anions (E300.0)	HDPE Plastic	2	250 mL	None
GenChem (SM2540C)	HDPE Plastic	2	500 mL	None
Metals (SW6020)	HDPE Plastic	4	250 mL	HNO3
Radio (Other)	HDPE Plastic	4	1 L	HNO3

Comments: None

Well Information:

Well Labeled Properly: yes

Is Well in Good Condition? good

Issues:

Well Inspection Comments:

ft-bmp = feet below measuring point
in = inches
ft = feet
mL/min = milliliters per minute

uS/cm = microSiemens per centimeter
NTU = Nephelometric Turbidity Unit
mg/L = milligrams per liter
S.U = standard units
mS/cm = milliSiemens per centimeter

mV = millivolts
°F = degrees Fahrenheit
°C = degrees Celsius
gpm = gallons per minute
-- = Not applicable based on fields selected as "None"

Groundwater Sampling Form

Location ID:	YGWC-41	**Date(s):**	2026-02-19	**Work Order(s):**		Semiannual GWM February 2026 AMA and AMA R6	
Client:	Georgia Power	**Facility:**	Plant Yates	**Facility Location:**	708 Dyer Rd, Newnan, GA, 30263, US	**Area:**	AMA R6 CCR Landfill
Weather:	CLEAR, T:64.58 °F, rH:59%, Clouds: 0%, Wind:9.22mph E-SE			**Field Technician:**		David Prouty, Jessica Ware	
Measuring Pt. Description:	Top of Inner Casing	**Screen Setting (ft-bgs):**	56.82-66.82	**Casing Diameter (in):**	2	**Well Casing Material:**	PVC
Static Water Level (ft-bmp):	31.21	**Total Depth (ft-bmp):**	67.32	**Water Column(ft):**	33.29	**Liters in Well:**	20.57
Depth to Product (ft-bmp):	--	**Pump Intake Depth(ft-bmp):**	62	**Purge Method:**	Low Flow	**Purging Equipment:**	Dedicated Bladder
Purge Start Time:	08:24	**Total Volume Purged (liters):**	2.2	**Sample ID:**	YAT-YGWC-41	**Sample Time:**	08:45
Purge End Time:	08:49	**Well Volumes Purged (total):**	0.11	**Replicate Type / Replicate ID:**	N/A	**Water Quality Meter/ ID:**	Aqua Troll 600 Sonde,Hach 2100-Q / Aqua Troll 1027333, HACH 170506057939
Scope of work completed?	Yes						

Time	Total Elapsed (min)	Flow Rate	Flow Rate Unit	Depth to Water (ft)	pH (S.U.)	Specific Conductivity (µS/cm)	Turbidity (NTU)	Dissolved Oxygen (mg/L)	Temp. (°C)	Redox (mV)
8:24	0	110	mL/min	31.57	5.41	280.46	1.44	6.42	17.21	201.61
8:29	5	110	mL/min	31.80	5.11	291.11	1.04	5.27	17.33	206.52
8:34	10	110	mL/min	31.80	5.05	294.21	0.52	4.31	17.28	213.36
8:39	15	110	mL/min	31.80	5.04	293.44	0.4	4.19	17.29	215.76
8:44	20	110	mL/min	31.80	5.04	293.59	0.21	4.15	17.32	218.75

Constituent Sampled	Container	Number	Volume	Preservative
Anions (E300.0)	HDPE Plastic	1	250 mL	None
GenChem (SM2540C)	HDPE Plastic	1	500 mL	None
Metals (SW6020)	HDPE Plastic	2	250 mL	HNO3
Radio (Other)	HDPE Plastic	2	1 L	HNO3

Comments: None

Well Information:

Well Labeled Properly: yes

Is Well in Good Condition? good

Issues:

Well Inspection Comments:

ft-bmp = feet below measuring point
in = inches
ft = feet
mL/min = milliliters per minute

uS/cm = microSiemens per centimeter
NTU = Nephelometric Turbidity Unit
mg/L = milligrams per liter
S.U = standard units
mS/cm = milliSiemens per centimeter

mV = millivolts
°F = degrees Fahrenheit
°C = degrees Celsius
gpm = gallons per minute
-- = Not applicable based on fields selected as "None"

Groundwater Sampling Form

Location ID:	YGWC-42	**Date(s):**	2026-02-19	**Work Order(s):**		Semiannual GWM February 2026 AMA and AMA R6	
Client:	Georgia Power	**Facility:**	Plant Yates	**Facility Location:**	708 Dyer Rd, Newnan, GA, 30263, US	**Area:**	AMA R6 CCR Landfill
Weather:	CLEAR, T:62.4 °F, rH:66%, Clouds: 0%, Wind:5.75mph E-SE			**Field Technician:**		Jessica Ware	
Measuring Pt. Description:	Top of Inner Casing	**Screen Setting (ft-bgs):**	49.36-59.36	**Casing Diameter (in):**	2	**Well Casing Material:**	PVC
Static Water Level (ft-bmp):	30.62	**Total Depth (ft-bmp):**	59.76	**Water Column(ft):**	26.38	**Liters in Well:**	16.3
Depth to Product (ft-bmp):	--	**Pump Intake Depth(ft-bmp):**	55	**Purge Method:**	Low Flow	**Purging Equipment:**	Dedicated Bladder
Purge Start Time:	22:27	**Total Volume Purged (liters):**	12	**Sample ID:**	YAT-YGWC-42	**Sample Time:**	12:25
Purge End Time:	00:24	**Well Volumes Purged (total):**	0.74	**Replicate Type / Replicate ID:**	N/A	**Water Quality Meter/ ID:**	Apera TN500,Aqua Troll 500 / U132877X, 1270608
Scope of work completed?	Yes						

Time	Total Elapsed (min)	Flow Rate	Flow Rate Unit	Depth to Water (ft)	pH (S.U.)	Specific Conductivity (µS/cm)	Turbidity (NTU)	Dissolved Oxygen (mg/L)	Temp. (°C)	Redox (mV)
10:27	0	110	mL/min	30.60	5.97	1020.36	0.3	7.05	17.54	199.62
10:32	5	110	mL/min	31.43	5.59	981.25	0.95	3.19	18.15	162.84
10:37	10	100	mL/min	31.90	5.54	956.73	0.84	2.11	18.35	181.98
10:42	15	100	mL/min	32.06	5.55	953.05	1.43	2.37	18.73	188.65
10:47	20	100	mL/min	32.32	5.53	953.53	0.77	1.64	18.47	195.54
10:52	25	100	mL/min	32.30	5.56	957.58	1.01	2.48	18.84	197.88
10:57	30	100	mL/min	32.31	5.55	928.52	1.39	1.91	18.64	200.84
11:02	35	100	mL/min	32.29	5.54	929.64	1.3	1.87	18.82	201.83
11:07	40	100	mL/min	32.50	5.53	940.96	0.47	1.48	18.53	205.6
11:12	45	100	mL/min	32.60	5.55	941.78	0.5	1.8	19.21	206.41
11:17	50	100	mL/min	32.64	5.54	946.53	0.3	1.66	18.6	206.69
11:22	55	100	mL/min	32.72	5.52	958.68	0.64	1.41	18.33	209.2
11:27	60	100	mL/min	32.89	5.52	887.87	1.74	1.28	18.41	211.34
11:32	65	100	mL/min	33.00	5.53	882.2	0.7	1.49	18.78	212.22
11:37	70	100	mL/min	33.10	5.54	901.92	0.48	1.75	19.6	211.63
11:42	75	100	mL/min	33.18	5.51	886.23	0.39	1.52	18.43	214.61
11:47	80	100	mL/min	33.33	5.52	913.2	1.75	1.31	18.35	219.12
11:52	85	100	mL/min	33.39	5.55	913.75	3.65	1.8	19.33	218
11:57	90	100	mL/min	33.47	5.52	914.63	1.05	1.96	18.98	216.21
12:02	95	100	mL/min	33.55	5.52	1047.09	0.03	1.94	19.49	208.68
12:07	100	100	mL/min	33.55	5.52	1008.57	0.7	2.3	19.49	210.06
12:12	105	100	mL/min	33.67	5.5	1084.05	0.24	1.52	18.84	186.18
12:17	110	100	mL/min	33.75	5.5	1089.61	0.33	1.55	18.75	180.36
12:22	115	100	mL/min	33.89	5.51	1085.3	0.65	1.57	18.57	174.59

ft-bmp = feet below measuring point
in = inches
ft = feet
mL/min = milliliters per minute

uS/cm = microSiemens per centimeter
NTU = Nephelometric Turbidity Unit
mg/L = milligrams per liter
S.U = standard units
mS/cm = milliSiemens per centimeter

mV = millivolts
°F = degrees Fahrenheit
°C = degrees Celsius
gpm = gallons per minute
-- = Not applicable based on fields selected as "None"

Constituent Sampled	Container	Number	Volume	Preservative
Anions (E300.0)	HDPE Plastic	1	250 mL	None
GenChem (SM2540C)	HDPE Plastic	1	500 mL	None
Metals (SW6020)	HDPE Plastic	2	250 mL	HNO3
Radio (Other)	HDPE Plastic	2	1 L	HNO3

Comments: None

Well Information:

Well Labeled Properly: yes

Is Well in Good Condition? good

Issues:

Well Inspection Comments:

ft-bmp = feet below measuring point
in = inches
ft = feet
mL/min = milliliters per minute

uS/cm = microSiemens per centimeter
NTU = Nephelometric Turbidity Unit
mg/L = milligrams per liter
S.U = standard units
mS/cm = milliSiemens per centimeter

mV = millivolts
°F = degrees Fahrenheit
°C = degrees Celsius
gpm = gallons per minute
-- = Not applicable based on fields selected as "None"

Groundwater Sampling Form

Location ID:	YGWC-43	**Date(s):**	2026-02-18	**Work Order(s):**		Semiannual GWM February 2026 AMA and AMA R6	
Client:	Georgia Power	**Facility:**	Plant Yates	**Facility Location:**	708 Dyer Rd, Newnan, GA, 30263, US	**Area:**	AMA R6 CCR Landfill
Weather:	CLEAR, T:64 °F, rH:62%, Clouds: 0%, Wind:5.75mph E-SE			**Field Technician:**		Jessica Ware	
Measuring Pt. Description:	Top of Inner Casing	**Screen Setting (ft-bgs):**	69.16-79.16	**Casing Diameter (in):**	2	**Well Casing Material:**	PVC
Static Water Level (ft-bmp):	16.05	**Total Depth (ft-bmp):**	79.66	**Water Column(ft):**	63.61	**Liters in Well:**	39.3
Depth to Product (ft-bmp):	--	**Pump Intake Depth(ft-bmp):**	75	**Purge Method:**	Low Flow	**Purging Equipment:**	Dedicated Bladder
Purge Start Time:	15:16	**Total Volume Purged (liters):**	4	**Sample ID:**	YAT-YGWC-43	**Sample Time:**	15:38
Purge End Time:	15:37	**Well Volumes Purged (total):**	0.10	**Replicate Type / Replicate ID:**	N/A	**Water Quality Meter/ ID:**	Apera TN500,Aqua Troll 500 / 1270608, U132877X
Scope of work completed?	Yes						

Time	Total Elapsed (min)	Flow Rate	Flow Rate Unit	Depth to Water (ft)	pH (S.U.)	Specific Conductivity (µS/cm)	Turbidity (NTU)	Dissolved Oxygen (mg/L)	Temp. (°C)	Redox (mV)
15:16	0	200	mL/min	16.09	6.62	471.59	9.53	5.65	16.39	204.53
15:21	5	200	mL/min	16.32	5.44	514.57	1.23	0.77	17.05	27.5
15:26	10	200	mL/min	16.38	5.46	514.59	2.11	0.58	17.04	28.85
15:31	15	200	mL/min	16.37	5.48	515.09	0.79	0.5	17.02	26.36
15:36	20	200	mL/min	16.39	5.48	516.82	0.53	0.53	17.03	27.16

Constituent Sampled	Container	Number	Volume	Preservative
Anions (E300.0)	HDPE Plastic	1	250 mL	None
GenChem (SM2540C)	HDPE Plastic	1	500 mL	None
Metals (SW6020)	HDPE Plastic	2	250 mL	HNO3
Radio (Other)	HDPE Plastic	2	1 L	HNO3

Comments: None

Well Information:

Well Labeled Properly: yes

Is Well in Good Condition? good

Issues:

Well Inspection Comments:

ft-bmp = feet below measuring point
in = inches
ft = feet
mL/min = milliliters per minute

uS/cm = microSiemens per centimeter
NTU = Nephelometric Turbidity Unit
mg/L = milligrams per liter
S.U = standard units
mS/cm = milliSiemens per centimeter

mV = millivolts
°F = degrees Fahrenheit
°C = degrees Celsius
gpm = gallons per minute
-- = Not applicable based on fields selected as "None"

Groundwater Sampling Form

Location ID:	YGWC-49	**Date(s):**	2026-02-19	**Work Order(s):**		Semiannual GWM February 2026 AMA and AMA R6	
Client:	Georgia Power	**Facility:**	Plant Yates	**Facility Location:**	708 Dyer Rd, Newnan, GA, 30263, US	**Area:**	AMA AP-3, A, B and B
Weather:	CLEAR, T:56.64 °F, rH:75%, Clouds: 4%, Wind:3mph N-NE			**Field Technician:**		Jessica Ware, Perry Studebaker	
Measuring Pt. Description:	Top of Inner Casing	**Screen Setting (ft-bgs):**	67.63-77.63	**Casing Diameter (in):**	2	**Well Casing Material:**	PVC
Static Water Level (ft-bmp):	33.23	**Total Depth (ft-bmp):**	78.53	**Water Column(ft):**	45.3	**Liters in Well:**	27.99
Depth to Product (ft-bmp):	--	**Pump Intake Depth(ft-bmp):**	73	**Purge Method:**	Low Flow	**Purging Equipment:**	Dedicated Bladder
Purge Start Time:	15:05	**Total Volume Purged (liters):**	5	**Sample ID:**	YAT-YGWC-49	**Sample Time:**	15:25
Purge End Time:	15:25	**Well Volumes Purged (total):**	0.18	**Replicate Type / Replicate ID:**	N/A	**Water Quality Meter/ ID:**	Aqua Troll 600 Sonde,Hach 2100-Q / 963008, U95065X
Scope of work completed?	Yes						

Time	Total Elapsed (min)	Flow Rate	Flow Rate Unit	Depth to Water (ft)	pH (S.U.)	Specific Conductivity (µS/cm)	Turbidity (NTU)	Dissolved Oxygen (mg/L)	Temp. (°C)	Redox (mV)
15:05	0	200	mL/min	33.68	5.79	192.72	1.96	4.53	20.23	188.73
15:10	5	200	mL/min	33.84	5.73	188.8	1.53	3.83	19.98	197.94
15:15	10	200	mL/min	33.88	5.75	186.37	0.54	3.54	20.05	194.57
15:20	15	200	mL/min	33.90	5.76	187.27	0.47	3.4	20.37	188.41
15:25	20	200	mL/min	33.91	5.77	188.77	0.44	3.33	20.43	191.05

Constituent Sampled	Container	Number	Volume	Preservative
Anions (E300.0)	HDPE Plastic	1	250 mL	None
GenChem (SM2540C)	HDPE Plastic	1	500 mL	None
Metals (SW6020)	HDPE Plastic	2	250 mL	HNO3
Radio (Other)	HDPE Plastic	2	1 L	HNO3

Comments: None

Well Information:

Well Labeled Properly: yes

Is Well in Good Condition? good

Issues:

Well Inspection Comments:

ft-bmp = feet below measuring point
in = inches
ft = feet
mL/min = milliliters per minute

uS/cm = microSiemens per centimeter
NTU = Nephelometric Turbidity Unit
mg/L = milligrams per liter
S.U = standard units
mS/cm = milliSiemens per centimeter

mV = millivolts
°F = degrees Fahrenheit
°C = degrees Celsius
gpm = gallons per minute
-- = Not applicable based on fields selected as "None"

Groundwater Sampling Form

Location ID:	YGWC-50	**Date(s):**	2026-02-19	**Work Order(s):**		Semiannual GWM February 2026 AMA and AMA R6	
Client:	Georgia Power	**Facility:**	Plant Yates	**Facility Location:**	708 Dyer Rd, Newnan, GA, 30263, US	**Area:**	AMA R6 CCR Landfill
Weather:	CLOUDS, T:12.56 °F, rH:15%, Clouds: 100%, Wind:7.99mph S-SW			**Field Technician:**		Perry Studebaker	
Measuring Pt. Description:	Top of Inner Casing	**Screen Setting (ft-bgs):**	27.72-37.72	**Casing Diameter (in):**	2	**Well Casing Material:**	PVC
Static Water Level (ft-bmp):	4.6	**Total Depth (ft-bmp):**	39.28	**Water Column(ft):**	34.68	**Liters in Well:**	21.42
Depth to Product (ft-bmp):	--	**Pump Intake Depth(ft-bmp):**	36	**Purge Method:**	Low Flow	**Purging Equipment:**	Peristaltic Pump
Purge Start Time:	09:05	**Total Volume Purged (liters):**	4	**Sample ID:**	YAT-YGWC-50	**Sample Time:**	09:25
Purge End Time:	09:25	**Well Volumes Purged (total):**	0.19	**Replicate Type / Replicate ID:**	N/A	**Water Quality Meter/ ID:**	Aqua Troll 600 Sonde,Hach 2100-Q / 963008,U95065X
Scope of work completed?	Yes						

Time	Total Elapsed (min)	Flow Rate	Flow Rate Unit	Depth to Water (ft)	pH (S.U.)	Specific Conductivity (µS/cm)	Turbidity (NTU)	Dissolved Oxygen (mg/L)	Temp. (°C)	Redox (mV)
9:05	0	200	mL/min	4.91	5.37	2086.54	9.27	6.24	17.06	145.24
9:10	5	200	mL/min	5.10	5.23	2101.36	4.95	0.37	16.89	144.2
9:15	10	200	mL/min	5.11	5.29	2053.57	4.87	0.27	16.96	160.69
9:20	15	200	mL/min	5.13	5.3	2004.86	3.77	0.27	17.04	173.71
9:25	20	200	mL/min	5.14	5.31	1963.43	2.95	0.27	17.11	181.99

Constituent Sampled	Container	Number	Volume	Preservative
Anions (E300.0)	HDPE Plastic	1	250 mL	None
GenChem (SM2540C)	HDPE Plastic	1	500 mL	None
Metals (SW6020)	HDPE Plastic	2	250 mL	HNO3
Radio (Other)	HDPE Plastic	2	1 L	HNO3

Comments: None

Well Information:

Well Labeled Properly: yes

Is Well in Good Condition? good

Issues:

Well Inspection Comments:

ft-bmp = feet below measuring point
in = inches
ft = feet
mL/min = milliliters per minute

uS/cm = microSiemens per centimeter
NTU = Nephelometric Turbidity Unit
mg/L = milligrams per liter
S.U = standard units
mS/cm = milliSiemens per centimeter

mV = millivolts
°F = degrees Fahrenheit
°C = degrees Celsius
gpm = gallons per minute
-- = Not applicable based on fields selected as "None"

Upgradient Wells

February 2026 Well Inspection Results
Upgradient Well Locations
Plant Yates - Upgradient

Well ID	Location/Identification				Protective Casing				
	Visible and accessible	Properly identified with correct well ID	Located in high traffic area; does the well require protection from traffic	Acceptable drainage around well (no standing water, not located in obvious drainage flow path)	Free from apparent damage and able to be secured	No degradation or deterioration	Functioning weep hole	Annular space clear of debris and water, or filled with pea gravel/sand	Locked and is the lock in good condition
YGWA-3I	Y	Y	Y	Y	Y	Y	Y	Y	Y
YGWA-3D	Y	Y	Y	Y	Y	Y	Y	Y	Y
YGWA-4I	Y	Y	N	Y	Y	Y	Y	Y	Y
YGWA-5I	Y	Y	N	Y	Y	Y	Y	Y	Y
YGWA-5D	Y	Y	N	Y	Y	Y	Y	Y	Y
YGWA-21I	Y	Y	N	Y	Y	Y	Y	Y	Y
YGWA-20S	Y	Y	N	Y	Y	Y	Y	Y	Y
YGWA-17S	Y	Y	N	Y	Y	Y	Y	Y	Y
YGWA-18I	Y	Y	N	Y	Y	Y	Y	Y	Y
YGWA-18S	Y	Y	N	Y	Y	Y	Y	Y	Y
YGWA-40	Y	Y	N	Y	Y	Y	Y	Y	Y
YGWA-2I	Y	Y	N	Y	Y	Y	Y	Y	Y
YGWA-1D	Y	Y	N	Y	Y	Y	Y	Y	Y
YGWA-1I	Y	Y	N	Y	Y	Y	Y	Y	Y
YGWA-30I	Y	Y	N	Y	Y	Y	Y	Y	Y
YGWA-47	Y	Y	N	Y	Y	Y	Y	Y	Y
YGWA-39	Y	Y	N	Y	Y	Y	Y	Y	Y
YGWA-14S	Y	Y	N	Y	Y	Y	Y	Y	Y

February 2026 Well Inspection Results
Upgradient Well Locations
Plant Yates - Upgradient

Well ID	Surface Pad			Internal Casing			Corrective actions as needed, by date:
	Good condition (not cracked/ broken)	Sloped away from the protective casing	In complete contact with the ground surface and stable	Cap prevents entry of foreign material into the well	Free of kinks/bends, or any obstructions from foreign objects (such as bailers)	Properly vented for equilibration of air pressure	
YGWA-3I	Y	Y	Y	Y	Y	Y	
YGWA-3D	Y	Y	Y	Y	Y	Y	
YGWA-4I	Y	Y	Y	Y	Y	Y	
YGWA-5I	Y	Y	Y	Y	Y	Y	
YGWA-5D	Y	Y	Y	Y	Y	Y	
YGWA-21I	Y	Y	Y	Y	Y	Y	
YGWA-20S	Y	Y	Y	Y	Y	Y	
YGWA-17S	Y	Y	Y	Y	Y	Y	
YGWA-18I	Y	Y	Y	Y	Y	Y	
YGWA-18S	Y	Y	Y	Y	Y	Y	
YGWA-40	Y	Y	Y	Y	Y	Y	
YGWA-2I	Y	Y	Y	Y	Y	Y	
YGWA-1D	Y	Y	Y	Y	Y	Y	
YGWA-1I	Y	Y	Y	Y	Y	Y	
YGWA-30I	Y	Y	Y	Y	Y	Y	
YGWA-47	Y	Y	Y	Y	Y	Y	
YGWA-39	Y	Y	Y	Y	Y	Y	
YGWA-14S	Y	Y	Y	Y	Y	Y	

Gauging Log

Client:	Georgia Power	**Date(s):**	2/16/2026
Facility:	Plant Yates	**Work Order(s):**	Semiannual GWM February 2026
Facility Location:	708 Dyer Rd, Newnan, GA, 30263, US	**Area:**	Upgradient
Equipment:	Water Level Meter		
Field Technician:	Jessica Ware, Perry Studebaker		

								Well Head Readings		
Location	**Area**	**Date**	**Time**	**Scope of Work Completed?**	**Depth to Water (ft bmp)**	**Total Depth (ft bmp)**	**Depth to Product (ft bmp)**	**FID (ppmv)**	**PID (ppmv)**	**Comments**
YGWA-1D	AP-2	02-16-2026	11:20	Yes	51.82	--	--	--	--	
YGWA-1I	AP-2	02-16-2026	11:15	Yes	39.50	--	--	--	--	
YGWA-2I	AP-2	02-16-2026	11:10	Yes	46.92	--	--	--	--	
YGWA-3D	AP-2	02-16-2026	08:43	Yes	33.33	--	--	--	--	
YGWA-3I	AP-2	02-16-2026	08:42	Yes	52.29	--	--	--	--	
YGWA-4I	AMA AP-3, A, B and B	02-16-2026	09:39	Yes	25.70	--	--	--	--	
YGWA-5D	AMA AP-3, A, B and B	02-16-2026	09:32	Yes	21.17	--	--	--	--	
YGWA-5I	AMA AP-3, A, B and B	02-16-2026	09:31	Yes	22.81	--	--	--	--	
YGWA-14S	AP-2	02-16-2026	10:18	Yes	18.68	--	--	--	--	
YGWA-17S	AMA AP-3, A, B and B	02-16-2026	10:57	Yes	14.36	--	--	--	--	
YGWA-18I	AMA AP-3, A, B and B	02-16-2026	11:08	Yes	26.09	--	--	--	--	
YGWA-18S	AMA AP-3, A, B and B	02-16-2026	11:07	Yes	23.25	--	--	--	--	
YGWA-20S	AMA AP-3, A, B and B	02-16-2026	10:09	Yes	12.00	--	--	--	--	
YGWA-21I	AMA AP-3, A, B and B	02-16-2026	09:59	Yes	33.78	--	--	--	--	
YGWA-30I	AP-2	02-16-2026	10:33	Yes	44.59	--	--	--	--	
YGWA-39	AMA R6 CCR Landfill	02-16-2026	12:09	Yes	25.10	--	--	--	--	
YGWA-40	AMA R6 CCR Landfill	02-16-2026	12:05	Yes	28.56	--	--	--	--	
YGWA-47	AP-1	02-16-2026	09:36	Yes	36.30	--	--	--	--	

ft-bmp = feet below measuring point
ppmV = parts per million by volume
-- = Not applicable based on fields selected as \"None\"

Groundwater Sampling Form

Location ID:	YGWA-14S	**Date(s):**	2026-02-17	**Work Order(s):**		Semiannual GWM February 2026 AP-2	
Client:	Georgia Power	**Facility:**	Plant Yates	**Facility Location:**	708 Dyer Rd, Newnan, GA, 30263, US	**Area:**	AP-2
Weather:	CLEAR, T:55.04 °F, rH:79%, Clouds: 1%, Wind:3.98mph E-NE			**Field Technician:**		David Prouty, Perry Studebaker	
Measuring Pt. Description:	Top of Inner Casing	**Screen Setting (ft-bgs):**	24.66-714.1	**Casing Diameter (in):**	2	**Well Casing Material:**	PVC
Static Water Level (ft-bmp):	18.68	**Total Depth (ft-bmp):**	34.96	**Water Column(ft):**	14.32	**Liters in Well:**	8.85
Depth to Product (ft-bmp):	--	**Pump Intake Depth(ft-bmp):**	30	**Purge Method:**	Low Flow	**Purging Equipment:**	Dedicated Bladder
Purge Start Time:	09:47	**Total Volume Purged (liters):**	2	**Sample ID:**	YAT-YGWA-14S	**Sample Time:**	10:10
Purge End Time:	10:09	**Well Volumes Purged (total):**	0.23	**Replicate Type / Replicate ID:**	N/A	**Water Quality Meter/ ID:**	Aqua Troll 600 Sonde,Hach 2100-Q / Aqua Troll 1027333, HACH 170506057939
Scope of work completed?	Yes						

Time	Total Elapsed (min)	Flow Rate	Flow Rate Unit	Depth to Water (ft)	pH (S.U.)	Specific Conductivity (µS/cm)	Turbidity (NTU)	Dissolved Oxygen (mg/L)	Temp. (°C)	Redox (mV)
9:47	0	100	mL/min	18.87	5.82	67.45	1.07	7.66	15.18	183.83
9:52	5	100	mL/min	18.87	5.59	67.66	0.5	6.36	16.560	181.55
9:57	10	100	mL/min	18.87	5.57	67.04	0.21	6.25	16.86	176.72
10:02	15	100	mL/min	18.87	5.55	66.79	0.16	6.1	16.91	175.54
10:07	20	100	mL/min	18.87	5.54	67.35	0.15	6	17.1	177.04

Constituent Sampled	Container	Number	Volume	Preservative
Anions (E300.0)	HDPE Plastic	1	250 mL	None
GenChem (SM2540C)	HDPE Plastic	1	500 mL	None
Metals (SW6020)	HDPE Plastic	2	250 mL	HNO3
Radio (Other)	HDPE Plastic	2	1 L	HNO3

Comments: None

Well Information:

Well Labeled Properly: yes

Is Well in Good Condition? good

Issues:

Well Inspection Comments:

ft-bmp = feet below measuring point
in = inches
ft = feet
mL/min = milliliters per minute

uS/cm = microSiemens per centimeter
NTU = Nephelometric Turbidity Unit
mg/L = milligrams per liter
S.U = standard units
mS/cm = milliSiemens per centimeter

mV = millivolts
°F = degrees Fahrenheit
°C = degrees Celsius
gpm = gallons per minute
-- = Not applicable based on fields selected as "None"

Groundwater Sampling Form

Location ID:	YGWA-17S	**Date(s):**	2026-02-17	**Work Order(s):**		Semiannual GWM February 2026 AMA and AMA R6	
Client:	Georgia Power	**Facility:**	Plant Yates	**Facility Location:**	708 Dyer Rd, Newnan, GA, 30263, US	**Area:**	AMA AP-3, A, B and B
Weather:	CLEAR, T:58.05 °F, rH:73%, Clouds: 4%, Wind:1.01mph E-SE			**Field Technician:**		Jake Swanson, Jessica Ware	
Measuring Pt. Description:	Top of Inner Casing	**Screen Setting (ft-bgs):**	27-37	**Casing Diameter (in):**	2	**Well Casing Material:**	PVC
Static Water Level (ft-bmp):	14.36	**Total Depth (ft-bmp):**	39.85	**Water Column(ft):**	25.49	**Liters in Well:**	15.75
Depth to Product (ft-bmp):	--	**Pump Intake Depth(ft-bmp):**	35	**Purge Method:**	Low Flow	**Purging Equipment:**	Dedicated Bladder
Purge Start Time:	08:54	**Total Volume Purged (liters):**	5	**Sample ID:**	YAT-YGWA-17S	**Sample Time:**	09:25
Purge End Time:	09:19	**Well Volumes Purged (total):**	0.32	**Replicate Type / Replicate ID:**	N/A	**Water Quality Meter/ ID:**	Aqua Troll 600 Sonde / 1022231
Scope of work completed?	Yes						

Time	Total Elapsed (min)	Flow Rate	Flow Rate Unit	Depth to Water (ft)	pH (S.U.)	Specific Conductivity (µS/cm)	Turbidity (NTU)	Dissolved Oxygen (mg/L)	Temp. (°C)	Redox (mV)
8:54	0	200	mL/min	14.38	6.53	100.54	2.93	3.7	15.49	129.26
8:59	5	200	mL/min	14.90	6.95	99.05	1.92	2.85	16.64	109.22
9:04	10	200	mL/min	14.94	7.26	98.17	0.94	2.45	16.55	88.21
9:09	15	200	mL/min	14.94	7.44	98.06	1.56	2.4	16.6	79.29
9:14	20	200	mL/min	14.92	7.51	98.12	1.22	2.41	16.66	75.32
9:19	25	200	mL/min	14.95	7.52	98.56	0.86	2.41	16.65	71.48

Constituent Sampled	Container	Number	Volume	Preservative
Anions (E300.0)	HDPE Plastic	1	250 mL	None
GenChem (SM2540C)	HDPE Plastic	1	500 mL	None
Metals (SW6020)	HDPE Plastic	2	250 mL	HNO3
Radio (Other)	HDPE Plastic	2	1 L	HNO3

Comments: None

Well Information:

Well Labeled Properly: yes

Is Well in Good Condition? good

Issues:

Well Inspection Comments:

ft-bmp = feet below measuring point
in = inches
ft = feet
mL/min = milliliters per minute

uS/cm = microSiemens per centimeter
NTU = Nephelometric Turbidity Unit
mg/L = milligrams per liter
S.U = standard units
mS/cm = milliSiemens per centimeter

mV = millivolts
°F = degrees Fahrenheit
°C = degrees Celsius
gpm = gallons per minute
-- = Not applicable based on fields selected as "None"

Groundwater Sampling Form

Location ID:	YGWA-18I	**Date(s):**	2026-02-17	**Work Order(s):**		Semiannual GWM February 2026 AMA and AMA R6	
Client:	Georgia Power	**Facility:**	Plant Yates	**Facility Location:**	708 Dyer Rd, Newnan, GA, 30263, US	**Area:**	AMA AP-3, A, B and B
Weather:	CLEAR, T:59.18 °F, rH:70%, Clouds: 0%, Wind:3.44mph E-NE			**Field Technician:**		Jake Swanson, Jessica Ware	
Measuring Pt. Description:	Top of Inner Casing	**Screen Setting (ft-bgs):**	67-77	**Casing Diameter (in):**	2	**Well Casing Material:**	PVC
Static Water Level (ft-bmp):	26.09	**Total Depth (ft-bmp):**	79.97	**Water Column(ft):**	53.88	**Liters in Well:**	33.29
Depth to Product (ft-bmp):	--	**Pump Intake Depth(ft-bmp):**	75	**Purge Method:**	Low Flow	**Purging Equipment:**	Dedicated Bladder
Purge Start Time:	11:16	**Total Volume Purged (liters):**	10	**Sample ID:**	YAT-YGWA-18I	**Sample Time:**	12:15
Purge End Time:	12:06	**Well Volumes Purged (total):**	0.30	**Replicate Type / Replicate ID:**	N/A	**Water Quality Meter/ ID:**	Aqua Troll 600 Sonde / 1022231
Scope of work completed?	Yes						

Time	Total Elapsed (min)	Flow Rate	Flow Rate Unit	Depth to Water (ft)	pH (S.U.)	Specific Conductivity (µS/cm)	Turbidity (NTU)	Dissolved Oxygen (mg/L)	Temp. (°C)	Redox (mV)
11:16	0	200	mL/min	26.06	7.82	101.61	6.17	7.49	14.97	103.79
11:21	5	200	mL/min	26.41	7.88	105.81	1.5	4.3	16.41	80.29
11:26	10	200	mL/min	26.48	7.9	105.95	0.7	4.25	16.51	81.99
11:31	15	200	mL/min	26.55	7.9	105.88	0.97	4.31	16.56	83.21
11:36	20	200	mL/min	26.57	7.84	105.55	1.13	4.39	16.57	86.89
11:41	25	200	mL/min	26.58	7.71	105.42	1.56	4.45	16.62	96.09
11:46	30	200	mL/min	26.57	7.56	105.53	1.43	4.48	16.69	105
11:51	35	200	mL/min	26.58	7.38	105.4	1.27	4.5	16.65	116.49
11:56	40	200	mL/min	26.58	7.26	105.32	1.73	4.53	16.66	123.66
12:01	45	200	mL/min	26.59	7.21	105.25	1.89	4.54	16.67	126.86
12:06	50	200	mL/min	26.56	7.17	105.23	1.48	4.55	16.65	130.38

Constituent Sampled	Container	Number	Volume	Preservative
Anions (E300.0)	HDPE Plastic	1	250 mL	None
GenChem (SM2540C)	HDPE Plastic	1	500 mL	None
Metals (SW6020)	HDPE Plastic	2	250 mL	HNO3
Radio (Other)	HDPE Plastic	2	1 L	HNO3

Comments: None

ft-bmp = feet below measuring point
in = inches
ft = feet
mL/min = milliliters per minute

uS/cm = microSiemens per centimeter
NTU = Nephelometric Turbidity Unit
mg/L = milligrams per liter
S.U = standard units
mS/cm = milliSiemens per centimeter

mV = millivolts
°F = degrees Fahrenheit
°C = degrees Celsius
gpm = gallons per minute
-- = Not applicable based on fields selected as "None"

Well Information:

Well Labeled Properly:	yes
Is Well in Good Condition?	good
Issues:	
Well Inspection Comments:	

ft-bmp = feet below measuring point
in = inches
ft = feet
mL/min = milliliters per minute

uS/cm = microSiemens per centimeter
NTU = Nephelometric Turbidity Unit
mg/L = milligrams per liter
S.U = standard units
mS/cm = milliSiemens per centimeter

mV = millivolts
°F = degrees Fahrenheit
°C = degrees Celsius
gpm = gallons per minute
-- = Not applicable based on fields selected as "None"

Groundwater Sampling Form

Location ID:	YGWA-18S	**Date(s):**	2026-02-17	**Work Order(s):**		Semiannual GWM February 2026 AMA and AMA R6	
Client:	Georgia Power	**Facility:**	Plant Yates	**Facility Location:**	708 Dyer Rd, Newnan, GA, 30263, US	**Area:**	AMA AP-3, A, B and B
Weather:	CLEAR, T:59.18 °F, rH:70%, Clouds: 0%, Wind:3.44mph E-NE			**Field Technician:**		Jake Swanson, Jessica Ware	
Measuring Pt. Description:	Top of Inner Casing	**Screen Setting (ft-bgs):**	26.7-36.7	**Casing Diameter (in):**	2	**Well Casing Material:**	PVC
Static Water Level (ft-bmp):	23.25	**Total Depth (ft-bmp):**	39.97	**Water Column(ft):**	16.72	**Liters in Well:**	10.33
Depth to Product (ft-bmp):	--	**Pump Intake Depth(ft-bmp):**	35	**Purge Method:**	Low Flow	**Purging Equipment:**	Dedicated Bladder
Purge Start Time:	10:06	**Total Volume Purged (liters):**	5	**Sample ID:**	YAT-YGWA-18S	**Sample Time:**	10:35
Purge End Time:	10:32	**Well Volumes Purged (total):**	0.48	**Replicate Type / Replicate ID:**	**Duplicate** / YAT-UGRD-FD-2	**Water Quality Meter/ ID:**	Aqua Troll 600 Sonde / 1022231
Scope of work completed?	Yes						

Time	Total Elapsed (min)	Flow Rate	Flow Rate Unit	Depth to Water (ft)	pH (S.U.)	Specific Conductivity (µS/cm)	Turbidity (NTU)	Dissolved Oxygen (mg/L)	Temp. (°C)	Redox (mV)
10:06	0	200	mL/min	23.26	7.21	51.93	8.41	7.32	15.3	87.77
10:11	5	200	mL/min	24.80	7.5	50.11	4.09	3.6	16.31	76.43
10:16	10	200	mL/min	25.24	7.47	50.3	2.05	3.34	16.31	89.06
10:21	15	200	mL/min	25.34	7.38	50.42	1.17	3.29	16.33	99.49
10:26	20	200	mL/min	25.38	7.47	50.87	1.67	3.29	16.33	101.14
10:31	25	200	mL/min	25.36	7.45	51.07	1.24	3.32	16.34	108.92
10:32	25	200	mL/min	25.36	7.38	51.1	1.24	3.32	16.38	113.82

Constituent Sampled	Container	Number	Volume	Preservative
Anions (E300.0)	HDPE Plastic	2	250 mL	None
GenChem (SM2540C)	HDPE Plastic	2	500 mL	None
Metals (SW6020)	HDPE Plastic	4	250 mL	HNO3
Radio (Other)	HDPE Plastic	4	1 L	HNO3

Comments: None

Well Information:

Well Labeled Properly: yes

Is Well in Good Condition? good

Issues:

Well Inspection Comments:

ft-bmp = feet below measuring point
in = inches
ft = feet
mL/min = milliliters per minute

uS/cm = microSiemens per centimeter
NTU = Nephelometric Turbidity Unit
mg/L = milligrams per liter
S.U = standard units
mS/cm = milliSiemens per centimeter

mV = millivolts
°F = degrees Fahrenheit
°C = degrees Celsius
gpm = gallons per minute
-- = Not applicable based on fields selected as "None"

Groundwater Sampling Form

Location ID:	YGWA-1D	**Date(s):**	2026-02-17	**Work Order(s):**		Semiannual GWM February 2026 AP-2	
Client:	Georgia Power	**Facility:**	Plant Yates	**Facility Location:**	708 Dyer Rd, Newnan, GA, 30263, US	**Area:**	AP-2
Weather:	CLEAR, T:59.38 °F, rH:71%, Clouds: 3%, Wind:4.92mph E-SE			**Field Technician:**		Perry Studebaker	
Measuring Pt. Description:	Top of Inner Casing	**Screen Setting (ft-bgs):**	76.5-126.5	**Casing Diameter (in):**	2	**Well Casing Material:**	PVC
Static Water Level (ft-bmp):	51.82	**Total Depth (ft-bmp):**	128.85	**Water Column(ft):**	77.03	**Liters in Well:**	47.59
Depth to Product (ft-bmp):	--	**Pump Intake Depth(ft-bmp):**	108	**Purge Method:**	Low Flow	**Purging Equipment:**	Dedicated Bladder
Purge Start Time:	12:00	**Total Volume Purged (liters):**	5	**Sample ID:**	YAT-YGWA-1D	**Sample Time:**	12:20
Purge End Time:	12:20	**Well Volumes Purged (total):**	0.11	**Replicate Type / Replicate ID:**	N/A	**Water Quality Meter/ ID:**	/ 963008, U95065X
Scope of work completed?	Yes						

Time	Total Elapsed (min)	Flow Rate	Flow Rate Unit	Depth to Water (ft)	pH (S.U.)	Specific Conductivity (µS/cm)	Turbidity (NTU)	Dissolved Oxygen (mg/L)	Temp. (°C)	Redox (mV)
12:00	0	250	mL/min	51.92	7.05	163.05	1.45	2.48	17.91	-123.9
12:05	5	250	mL/min	51.94	7.1	179.84	1.09	0.58	17.65	-123.24
12:10	10	250	mL/min	51.97	7.07	182.74	0.98	0.24	17.79	-123.81
12:15	15	250	mL/min	52.02	7.04	177.66	1.49	0.2	17.85	-109.57
12:20	20	250	mL/min	52.06	7.03	174.89	1.83	0.2	17.89	-93.53

Constituent Sampled	Container	Number	Volume	Preservative
Anions (E300.0)	HDPE Plastic	1	250 mL	None
GenChem (SM2540C)	HDPE Plastic	1	500 mL	None
Metals (SW6020)	HDPE Plastic	2	250 mL	HNO3
Radio (Other)	HDPE Plastic	2	1 L	HNO3

Comments: None

Well Information:

Well Labeled Properly: yes

Is Well in Good Condition? good

Issues:

Well Inspection Comments:

ft-bmp = feet below measuring point
in = inches
ft = feet
mL/min = milliliters per minute

uS/cm = microSiemens per centimeter
NTU = Nephelometric Turbidity Unit
mg/L = milligrams per liter
S.U = standard units
mS/cm = milliSiemens per centimeter

mV = millivolts
°F = degrees Fahrenheit
°C = degrees Celsius
gpm = gallons per minute
-- = Not applicable based on fields selected as "None"

Groundwater Sampling Form

Location ID:	YGWA-1I	**Date(s):**	2026-02-17	**Work Order(s):**		Semiannual GWM February 2026 AP-2	
Client:	Georgia Power	**Facility:**	Plant Yates	**Facility Location:**	708 Dyer Rd, Newnan, GA, 30263, US	**Area:**	AP-2
Weather:	CLEAR, T:59.38 °F, rH:71%, Clouds: 3%, Wind:4.92mph E-SE			**Field Technician:**		Perry Studebaker	
Measuring Pt. Description:	Top of Inner Casing	**Screen Setting (ft-bgs):**	41.3-51.3	**Casing Diameter (in):**	2	**Well Casing Material:**	PVC
Static Water Level (ft-bmp):	39.5	**Total Depth (ft-bmp):**	53.6	**Water Column(ft):**	14.1	**Liters in Well:**	8.71
Depth to Product (ft-bmp):	--	**Pump Intake Depth(ft-bmp):**	49	**Purge Method:**	Low Flow	**Purging Equipment:**	Dedicated Bladder
Purge Start Time:	09:40	**Total Volume Purged (liters):**	6	**Sample ID:**	YAT-YGWA-1I	**Sample Time:**	10:40
Purge End Time:	10:40	**Well Volumes Purged (total):**	0.69	**Replicate Type / Replicate ID:**	**Duplicate** / YAT-UGRD-FD-1	**Water Quality Meter/ ID:**	/ 963008, U95065X
Scope of work completed?	Yes						

Time	Total Elapsed (min)	Flow Rate	Flow Rate Unit	Depth to Water (ft)	pH (S.U.)	Specific Conductivity (µS/cm)	Turbidity (NTU)	Dissolved Oxygen (mg/L)	Temp. (°C)	Redox (mV)
9:40	0	100	mL/min	40.18	6.87	58.78	2.05	8.74	13.54	104.34
9:45	5	100	mL/min	40.57	6.44	88.51	1.3	4.12	13.91	-106.25
9:50	10	100	mL/min	40.95	6.19	79.23	1.83	2.95	14.37	-36
9:55	15	100	mL/min	41.26	6.1	72.23	2.23	3.27	14.4	22.49
10:00	20	100	mL/min	41.52	6.07	69.67	1	2.84	14.51	27.07
10:05	25	100	mL/min	41.72	6.06	65.81	1.04	3.01	14.71	39.32
10:10	30	100	mL/min	41.92	6.05	61.26	1.25	4.03	14.79	56.28
10:15	35	100	mL/min	42.10	6.07	58.63	0.79	4.72	14.94	72.52
10:20	40	100	mL/min	42.24	6.07	56.51	0.92	5.19	15.01	85.05
10:25	45	100	mL/min	42.37	6.08	55.46	0.9	5.44	14.96	94.73
10:30	50	100	mL/min	42.50	6.08	54.86	0.88	5.63	15.11	102.69
10:35	55	100	mL/min	42.61	6.08	54.45	0.92	5.72	15.22	107.96
10:40	60	100	mL/min	42.70	6.07	54.47	0.86	5.79	15.49	114.43

Constituent Sampled	Container	Number	Volume	Preservative
Anions (E300.0)	HDPE Plastic	2	250 mL	None
GenChem (SM2540C)	HDPE Plastic	2	500 mL	None
Metals (SW6020)	HDPE Plastic	4	250 mL	HNO3
Radio (Other)	HDPE Plastic	4	1 L	HNO3

Comments: None

ft-bmp = feet below measuring point
in = inches
ft = feet
mL/min = milliliters per minute

uS/cm = microSiemens per centimeter
NTU = Nephelometric Turbidity Unit
mg/L = milligrams per liter
S.U = standard units
mS/cm = milliSiemens per centimeter

mV = millivolts
°F = degrees Fahrenheit
°C = degrees Celsius
gpm = gallons per minute
-- = Not applicable based on fields selected as "None"

Well Information:

Well Labeled Properly:	yes
Is Well in Good Condition?	good
Issues:	
Well Inspection Comments:	

ft-bmp = feet below measuring point
in = inches
ft = feet
mL/min = milliliters per minute

uS/cm = microSiemens per centimeter
NTU = Nephelometric Turbidity Unit
mg/L = milligrams per liter
S.U = standard units
mS/cm = milliSiemens per centimeter

mV = millivolts
°F = degrees Fahrenheit
°C = degrees Celsius
gpm = gallons per minute
-- = Not applicable based on fields selected as "None"

Groundwater Sampling Form

Location ID:	YGWA-20S	**Date(s):**	2026-02-17	**Work Order(s):**		Semiannual GWM February 2026 AMA and AMA R6	
Client:	Georgia Power	**Facility:**	Plant Yates	**Facility Location:**	708 Dyer Rd, Newnan, GA, 30263, US	**Area:**	AMA AP-3, A, B and B
Weather:	CLEAR, T:54.05 °F, rH:79%, Clouds: 0%, Wind:5.75mph N-NE			**Field Technician:**		Jessica Ware	
Measuring Pt. Description:	Top of Inner Casing	**Screen Setting (ft-bgs):**	16.7-26.7	**Casing Diameter (in):**	2	**Well Casing Material:**	PVC
Static Water Level (ft-bmp):	12	**Total Depth (ft-bmp):**	29.52	**Water Column(ft):**	17.52	**Liters in Well:**	10.82
Depth to Product (ft-bmp):	--	**Pump Intake Depth(ft-bmp):**	24.5	**Purge Method:**	Low Flow	**Purging Equipment:**	Dedicated Bladder
Purge Start Time:	13:45	**Total Volume Purged (liters):**	4.25	**Sample ID:**	YAT-YGWA-20S	**Sample Time:**	14:18
Purge End Time:	14:17	**Well Volumes Purged (total):**	0.39	**Replicate Type / Replicate ID:**	N/A	**Water Quality Meter/ ID:**	Apera TN500,Aqua Troll 500 / 1270608, U132877X
Scope of work completed?	Yes						

Time	Total Elapsed (min)	Flow Rate	Flow Rate Unit	Depth to Water (ft)	pH (S.U.)	Specific Conductivity (µS/cm)	Turbidity (NTU)	Dissolved Oxygen (mg/L)	Temp. (°C)	Redox (mV)
13:45	0	200	mL/min	12.09	7.16	66.16	7.52	8.08	17.51	93.83
13:50	5	150	mL/min	12.87	5.79	67.93	12.73	7.2	16.83	160.27
13:55	10	100	mL/min	12.60	5.8	67.77	7.32	7.14	16.91	168.56
14:00	15	100	mL/min	12.63	5.76	67.79	5.78	7.13	16.93	176.52
14:05	20	100	mL/min	12.64	5.72	67.63	4.85	7.12	16.96	182.93
14:10	25	100	mL/min	12.65	5.75	67.48	4.55	7.09	16.95	185.11
14:15	30	100	mL/min	12.65	5.77	67.51	4.25	7.09	17.02	187.02

Constituent Sampled	Container	Number	Volume	Preservative
Anions (E300.0)	HDPE Plastic	1	250 mL	None
GenChem (SM2540C)	HDPE Plastic	1	500 mL	None
Metals (SW6020)	HDPE Plastic	2	250 mL	HNO3
Radio (Other)	HDPE Plastic	2	1 L	HNO3

Comments: None

Well Information:

Well Labeled Properly: yes

Is Well in Good Condition? good

Issues:

Well Inspection Comments:

ft-bmp = feet below measuring point
in = inches
ft = feet
mL/min = milliliters per minute

uS/cm = microSiemens per centimeter
NTU = Nephelometric Turbidity Unit
mg/L = milligrams per liter
S.U = standard units
mS/cm = milliSiemens per centimeter

mV = millivolts
°F = degrees Fahrenheit
°C = degrees Celsius
gpm = gallons per minute
-- = Not applicable based on fields selected as "None"

Groundwater Sampling Form

Location ID:	YGWA-21I	**Date(s):**	2026-02-17	**Work Order(s):**		Semiannual GWM February 2026 AMA and AMA R6	
Client:	Georgia Power	**Facility:**	Plant Yates	**Facility Location:**	708 Dyer Rd, Newnan, GA, 30263, US	**Area:**	AMA AP-3, A, B and B
Weather:	CLEAR, T:53.44 °F, rH:79%, Clouds: 0%, Wind:6.91mph N			**Field Technician:**		Jessica Ware	
Measuring Pt. Description:	Top of Inner Casing	**Screen Setting (ft-bgs):**	66.7-76.7	**Casing Diameter (in):**	2	**Well Casing Material:**	PVC
Static Water Level (ft-bmp):	33.78	**Total Depth (ft-bmp):**	79.9	**Water Column(ft):**	46.12	**Liters in Well:**	28.49
Depth to Product (ft-bmp):	--	**Pump Intake Depth(ft-bmp):**	75	**Purge Method:**	Low Flow	**Purging Equipment:**	Dedicated Bladder
Purge Start Time:	15:11	**Total Volume Purged (liters):**	6.25	**Sample ID:**	YAT-YGWA-21I	**Sample Time:**	16:04
Purge End Time:	16:03	**Well Volumes Purged (total):**	0.22	**Replicate Type / Replicate ID:**	N/A	**Water Quality Meter/ ID:**	Apera TN500,Aqua Troll 500 / 1270608, U132877X
Scope of work completed?	Yes						

Time	Total Elapsed (min)	Flow Rate	Flow Rate Unit	Depth to Water (ft)	pH (S.U.)	Specific Conductivity (µS/cm)	Turbidity (NTU)	Dissolved Oxygen (mg/L)	Temp. (°C)	Redox (mV)
15:11	0	150	mL/min	33.88	6.73	153.49	1.77	9.01	18.33	110.81
15:16	5	150	mL/min	36.28	6.49	169.61	3.93	1.52	17.68	-51.33
15:21	10	100	mL/min	36.14	6.63	184	3.23	0.62	17.48	-76.57
15:26	15	100	mL/min	36.55	6.69	186.41	2.54	0.36	17.44	-87.76
15:31	20	150	mL/min	37.20	6.63	177.67	1.47	0.3	17.38	-82.19
15:36	25	100	mL/min	37.30	6.61	174.36	0.91	0.35	17.83	-75.94
15:41	30	100	mL/min	37.52	6.62	171.28	1.69	0.35	17.67	-73.29
15:46	35	100	mL/min	37.69	6.63	171.34	0.97	0.34	17.59	-72.98
15:51	40	100	mL/min	37.94	6.64	171.07	1.48	0.42	17.66	-72.36
15:56	45	100	mL/min	38.03	6.66	171.79	0.87	0.45	18.08	-72.86
16:01	50	100	mL/min	38.05	6.69	171.98	0.9	0.44	17.78	-73.37

Constituent Sampled	Container	Number	Volume	Preservative
Anions (E300.0)	HDPE Plastic	1	250 mL	None
GenChem (SM2540C)	HDPE Plastic	1	500 mL	None
Metals (SW6020)	HDPE Plastic	2	250 mL	HNO3
Radio (Other)	HDPE Plastic	2	1 L	HNO3

Comments: None

ft-bmp = feet below measuring point
in = inches
ft = feet
mL/min = milliliters per minute

uS/cm = microSiemens per centimeter
NTU = Nephelometric Turbidity Unit
mg/L = milligrams per liter
S.U = standard units
mS/cm = milliSiemens per centimeter

mV = millivolts
°F = degrees Fahrenheit
°C = degrees Celsius
gpm = gallons per minute
-- = Not applicable based on fields selected as "None"

Well Information:

Well Labeled Properly:	yes
Is Well in Good Condition?	good
Issues:	
Well Inspection Comments:	

ft-bmp = feet below measuring point
in = inches
ft = feet
mL/min = milliliters per minute

uS/cm = microSiemens per centimeter
NTU = Nephelometric Turbidity Unit
mg/L = milligrams per liter
S.U = standard units
mS/cm = milliSiemens per centimeter

mV = millivolts
°F = degrees Fahrenheit
°C = degrees Celsius
gpm = gallons per minute
-- = Not applicable based on fields selected as "None"

Groundwater Sampling Form

Location ID:	YGWA-2I	**Date(s):**	2026-02-17	**Work Order(s):**		Semiannual GWM February 2026 AP-2	
Client:	Georgia Power	**Facility:**	Plant Yates	**Facility Location:**	708 Dyer Rd, Newnan, GA, 30263, US	**Area:**	AP-2
Weather:	CLEAR, T:59.38 °F, rH:71%, Clouds: 3%, Wind:4.92mph E-SE			**Field Technician:**		Perry Studebaker	
Measuring Pt. Description:	Top of Inner Casing	**Screen Setting (ft-bgs):**	53.45-802.8	**Casing Diameter (in):**	2	**Well Casing Material:**	PVC
Static Water Level (ft-bmp):	46.92	**Total Depth (ft-bmp):**	63.75	**Water Column(ft):**	14.58	**Liters in Well:**	9.01
Depth to Product (ft-bmp):	--	**Pump Intake Depth(ft-bmp):**	60	**Purge Method:**	Low Flow	**Purging Equipment:**	Dedicated Bladder
Purge Start Time:	13:55	**Total Volume Purged (liters):**	6.05	**Sample ID:**	YAT-YGWA-2I	**Sample Time:**	15:00
Purge End Time:	15:00	**Well Volumes Purged (total):**	0.67	**Replicate Type / Replicate ID:**	N/A	**Water Quality Meter/ ID:**	/ 963008, U95065X
Scope of work completed?	Yes						

Time	Total Elapsed (min)	Flow Rate	Flow Rate Unit	Depth to Water (ft)	pH (S.U.)	Specific Conductivity (µS/cm)	Turbidity (NTU)	Dissolved Oxygen (mg/L)	Temp. (°C)	Redox (mV)
13:55	0	100	mL/min	47.58	7.48	211.8	4.28	9.25	18.24	166.73
14:00	5	100	mL/min	48.23	7.24	231.51	0.97	4.38	18.57	-58.5
14:05	10	100	mL/min	48.93	7.27	241.56	0.88	1.93	18.55	-82.83
14:10	15	100	mL/min	49.62	7.21	241.71	0.94	1.56	18.4	-65.44
14:15	20	100	mL/min	50.30	7.14	242.35	0.75	1.27	18.69	-61.9
14:20	25	100	mL/min	50.95	7.12	239	1.22	1.3	18.72	-58.02
14:25	30	100	mL/min	51.61	7.16	230.15	1.07	2.01	18.88	-52.02
14:30	35	100	mL/min	52.25	7.16	225.23	1.1	2.55	18.31	-43.42
14:35	40	100	mL/min	52.89	7.17	222.26	0.51	2.86	18.39	-42.21
14:40	45	100	mL/min	53.52	7.19	218.55	0.58	3.1	18.52	-39.46
14:45	50	70	mL/min	54.07	7.21	217.08	0.46	3.29	18.38	-42.45
14:50	55	70	mL/min	54.50	7.23	216.61	0.46	3.39	19.22	-44.34
14:55	60	70	mL/min	54.70	7.24	215.93	0.53	3.48	19.3	-45.88
15:00	65	70	mL/min	54.79	7.25	215.39	0.45	3.58	19.07	-48.19

Constituent Sampled	Container	Number	Volume	Preservative
Anions (E300.0)	HDPE Plastic	1	250 mL	None
GenChem (SM2540C)	HDPE Plastic	1	500 mL	None
Metals (SW6020)	HDPE Plastic	2	250 mL	HNO3
Radio (Other)	HDPE Plastic	2	1 L	HNO3

Comments: Water level would not stabilize pumping 100ml/minute. Slowed pump down to 70ml/minute to stabilize during purge and sampling.

ft-bmp = feet below measuring point
in = inches
ft = feet
mL/min = milliliters per minute

uS/cm = microSiemens per centimeter
NTU = Nephelometric Turbidity Unit
mg/L = milligrams per liter
S.U = standard units
mS/cm = milliSiemens per centimeter

mV = millivolts
°F = degrees Fahrenheit
°C = degrees Celsius
gpm = gallons per minute
-- = Not applicable based on fields selected as "None"

Well Information:

Well Labeled Properly:	yes
Is Well in Good Condition?	good
Issues:	
Well Inspection Comments:	

ft-bmp = feet below measuring point
in = inches
ft = feet
mL/min = milliliters per minute

uS/cm = microSiemens per centimeter
NTU = Nephelometric Turbidity Unit
mg/L = milligrams per liter
S.U = standard units
mS/cm = milliSiemens per centimeter

mV = millivolts
°F = degrees Fahrenheit
°C = degrees Celsius
gpm = gallons per minute
-- = Not applicable based on fields selected as "None"

Groundwater Sampling Form

Location ID:	YGWA-30I	**Date(s):**	2026-02-17	**Work Order(s):**		Semiannual GWM February 2026 AP-2	
Client:	Georgia Power	**Facility:**	Plant Yates	**Facility Location:**	708 Dyer Rd, Newnan, GA, 30263, US	**Area:**	AP-2
Weather:	CLEAR, T:56.34 °F, rH:76%, Clouds: 3%, Wind:4.99mph E-SE			**Field Technician:**		David Prouty, Perry Studebaker	
Measuring Pt. Description:	Top of Inner Casing	**Screen Setting (ft-bgs):**	49.18-703.4	**Casing Diameter (in):**	2	**Well Casing Material:**	PVC
Static Water Level (ft-bmp):	44.59	**Total Depth (ft-bmp):**	59.48	**Water Column(ft):**	12.41	**Liters in Well:**	7.67
Depth to Product (ft-bmp):	--	**Pump Intake Depth(ft-bmp):**	54.5	**Purge Method:**	Low Flow	**Purging Equipment:**	Dedicated Bladder
Purge Start Time:	11:44	**Total Volume Purged (liters):**	2.66	**Sample ID:**	YAT-YGWA-30I	**Sample Time:**	12:15
Purge End Time:	12:13	**Well Volumes Purged (total):**	0.35	**Replicate Type / Replicate ID:**	N/A	**Water Quality Meter/ ID:**	Aqua Troll 600 Sonde,Hach 2100-Q / Aqua Troll 1027333, HACH 170506057939
Scope of work completed?	Yes						

Time	Total Elapsed (min)	Flow Rate	Flow Rate Unit	Depth to Water (ft)	pH (S.U.)	Specific Conductivity (µS/cm)	Turbidity (NTU)	Dissolved Oxygen (mg/L)	Temp. (°C)	Redox (mV)
11:44	0	100	mL/min	44.60	6.88	42.6	0.55	9.27	18.75	180.37
11:46	1	100	mL/min	44.60	6.63	39.05	0.55	8.76	18.74	181.8
11:51	6	100	mL/min	44.60	5.99	38.22	0.32	7.93	17.72	190.55
11:56	11	100	mL/min	44.60	5.78	38.01	0.18	7.56	17.5	195.93
12:01	16	100	mL/min	44.60	5.71	38.04	0.22	7.57	17.23	197.71
12:06	21	100	mL/min	44.60	5.65	37.89	0.26	7.51	17.62	195.02
12:11	26	100	mL/min	44.60	5.64	37.82	0.16	7.5	17.63	194.44

Constituent Sampled	Container	Number	Volume	Preservative
Anions (E300.0)	HDPE Plastic	1	250 mL	None
GenChem (SM2540C)	HDPE Plastic	1	500 mL	None
Metals (SW6020)	HDPE Plastic	2	250 mL	HNO3
Radio (Other)	HDPE Plastic	2	1 L	HNO3

Comments: None

Well Information:

Well Labeled Properly: yes

Is Well in Good Condition? good

Issues:

Well Inspection Comments:

ft-bmp = feet below measuring point
in = inches
ft = feet
mL/min = milliliters per minute

uS/cm = microSiemens per centimeter
NTU = Nephelometric Turbidity Unit
mg/L = milligrams per liter
S.U = standard units
mS/cm = milliSiemens per centimeter

mV = millivolts
°F = degrees Fahrenheit
°C = degrees Celsius
gpm = gallons per minute
-- = Not applicable based on fields selected as "None"

Groundwater Sampling Form

Location ID:	YGWA-39	**Date(s):**	2026-02-17	**Work Order(s):**		Semiannual GWM February 2026 AMA and AMA R6	
Client:	Georgia Power	**Facility:**	Plant Yates	**Facility Location:**	708 Dyer Rd, Newnan, GA, 30263, US	**Area:**	AMA R6 CCR Landfill
Weather:	CLEAR, T:63.1 °F, rH:63%, Clouds: 0%, Wind:5.75mph E-SE			**Field Technician:**		Jake Swanson, Perry Studebaker	
Measuring Pt. Description:	Top of Inner Casing	**Screen Setting (ft-bgs):**	55.5-65.5	**Casing Diameter (in):**	2	**Well Casing Material:**	PVC
Static Water Level (ft-bmp):	25.1	**Total Depth (ft-bmp):**	68.59	**Water Column(ft):**	43.49	**Liters in Well:**	26.87
Depth to Product (ft-bmp):	--	**Pump Intake Depth(ft-bmp):**	63	**Purge Method:**	Low Flow	**Purging Equipment:**	Dedicated Bladder
Purge Start Time:	13:22	**Total Volume Purged (liters):**	7	**Sample ID:**	YAT-YGWA-39	**Sample Time:**	14:05
Purge End Time:	13:57	**Well Volumes Purged (total):**	0.26	**Replicate Type / Replicate ID:**	N/A	**Water Quality Meter/ ID:**	/ 1022231
Scope of work completed?	Yes						

Time	Total Elapsed (min)	Flow Rate	Flow Rate Unit	Depth to Water (ft)	pH (S.U.)	Specific Conductivity (µS/cm)	Turbidity (NTU)	Dissolved Oxygen (mg/L)	Temp. (°C)	Redox (mV)
13:22	0	200	mL/min	25.04	6.5	388.12	4.95	0.89	18.55	28.83
13:27	5	200	mL/min	25.68	7.1	396.03	0.78	0.13	18.4	-44.64
13:32	10	200	mL/min	25.72	7.4	390.37	0.48	0.1	18.36	-61.51
13:37	15	200	mL/min	25.73	7.66	381.61	0.57	0.09	18.3	-73.09
13:42	20	200	mL/min	25.73	7.86	376.57	0.69	0.11	18.31	-80.02
13:47	25	200	mL/min	25.71	7.97	373.69	0.61	0.09	18.41	-82.47
13:52	30	200	mL/min	25.75	8.03	372.02	0.45	0.09	18.43	-81.68
13:57	35	200	mL/min	25.76	8.01	369.4	0.53	0.09	18.34	-78.74

Constituent Sampled	Container	Number	Volume	Preservative
Anions (E300.0)	HDPE Plastic	1	250 mL	None
GenChem (SM2540C)	HDPE Plastic	1	500 mL	None
Metals (SW6020)	HDPE Plastic	2	250 mL	HNO3
Radio (Other)	HDPE Plastic	2	1 L	HNO3

Comments: None

Well Information:

Well Labeled Properly: yes

Is Well in Good Condition? good

Issues:

Well Inspection Comments:

ft-bmp = feet below measuring point
in = inches
ft = feet
mL/min = milliliters per minute

uS/cm = microSiemens per centimeter
NTU = Nephelometric Turbidity Unit
mg/L = milligrams per liter
S.U = standard units
mS/cm = milliSiemens per centimeter

mV = millivolts
°F = degrees Fahrenheit
°C = degrees Celsius
gpm = gallons per minute
-- = Not applicable based on fields selected as "None"

Groundwater Sampling Form

Location ID:	YGWA-3D	**Date(s):**	2026-02-17	**Work Order(s):**		Semiannual GWM February 2026 AP-2	
Client:	Georgia Power	**Facility:**	Plant Yates	**Facility Location:**	708 Dyer Rd, Newnan, GA, 30263, US	**Area:**	AP-2
Weather:	CLEAR, T:49.01 °F, rH:90%, Clouds: 0%, Wind:5.75mph N			**Field Technician:**		Jake Swanson, Jessica Ware	
Measuring Pt. Description:	Top of Inner Casing	**Screen Setting (ft-bgs):**	83.88-662.9	**Casing Diameter (in):**	2	**Well Casing Material:**	PVC
Static Water Level (ft-bmp):	33.33	**Total Depth (ft-bmp):**	134.18	**Water Column(ft):**	98.17	**Liters in Well:**	60.65
Depth to Product (ft-bmp):	--	**Pump Intake Depth(ft-bmp):**	113	**Purge Method:**	Low Flow	**Purging Equipment:**	Dedicated Bladder
Purge Start Time:	16:13	**Total Volume Purged (liters):**	5	**Sample ID:**	YAT-YGWA-3D	**Sample Time:**	16:45
Purge End Time:	16:38	**Well Volumes Purged (total):**	0.08	**Replicate Type / Replicate ID:**	N/A	**Water Quality Meter/ ID:**	Aqua Troll 600 Sonde / 1022231
Scope of work completed?	Yes						

Time	Total Elapsed (min)	Flow Rate	Flow Rate Unit	Depth to Water (ft)	pH (S.U.)	Specific Conductivity (µS/cm)	Turbidity (NTU)	Dissolved Oxygen (mg/L)	Temp. (°C)	Redox (mV)
16:13	0	200	mL/min	33.36	7.86	211.89	2.11	8.92	17.56	282.21
16:18	5	200	mL/min	33.59	9.01	215.09	0.69	0.26	17.1	-217.07
16:23	10	200	mL/min	33.58	9.52	215.25	0.52	0.12	16.96	-253.69
16:28	15	200	mL/min	33.59	9.75	215.23	0.3	0.15	16.93	-274.98
16:33	20	200	mL/min	33.58	9.82	215.34	0.5	0.15	17.01	-282.89
16:38	25	200	mL/min	33.56	9.84	215.31	0.37	0.15	16.88	-285.02

Constituent Sampled	Container	Number	Volume	Preservative
Anions (E300.0)	HDPE Plastic	1	250 mL	None
GenChem (SM2540C)	HDPE Plastic	1	500 mL	None
Metals (SW6020)	HDPE Plastic	2	250 mL	HNO3
Radio (Other)	HDPE Plastic	2	1 L	HNO3

Comments: During purging unusually high PH was recorded informed Jessica Ware of readings

Well Information:

Well Labeled Properly: yes

Is Well in Good Condition? good

Issues:

Well Inspection Comments:

ft-bmp = feet below measuring point
in = inches
ft = feet
mL/min = milliliters per minute

uS/cm = microSiemens per centimeter
NTU = Nephelometric Turbidity Unit
mg/L = milligrams per liter
S.U = standard units
mS/cm = milliSiemens per centimeter

mV = millivolts
°F = degrees Fahrenheit
°C = degrees Celsius
gpm = gallons per minute
-- = Not applicable based on fields selected as "None"

Groundwater Sampling Form

Location ID:	YGWA-3I	**Date(s):**	2026-02-17	**Work Order(s):**		Semiannual GWM February 2026 AP-2	
Client:	Georgia Power	**Facility:**	Plant Yates	**Facility Location:**	708 Dyer Rd, Newnan, GA, 30263, US	**Area:**	AP-2
Weather:	CLEAR, T:49.01 °F, rH:90%, Clouds: 0%, Wind:5.75mph N			**Field Technician:**		Jessica Ware, Perry Studebaker	
Measuring Pt. Description:	Top of Inner Casing	**Screen Setting (ft-bgs):**	48.85-737.7	**Casing Diameter (in):**	2	**Well Casing Material:**	PVC
Static Water Level (ft-bmp):	52.29	**Total Depth (ft-bmp):**	59.05	**Water Column(ft):**	4.21	**Liters in Well:**	2.6
Depth to Product (ft-bmp):	--	**Pump Intake Depth(ft-bmp):**	54	**Purge Method:**	Low Flow	**Purging Equipment:**	Dedicated Bladder
Purge Start Time:	16:15	**Total Volume Purged (liters):**	10	**Sample ID:**	YAT-YGWA-3I	**Sample Time:**	16:55
Purge End Time:	16:55	**Well Volumes Purged (total):**	3.85	**Replicate Type / Replicate ID:**	N/A	**Water Quality Meter/ ID:**	Aqua Troll 600 Sonde,Hach 2100-Q / 963008, U95065X
Scope of work completed?	Yes						

Time	Total Elapsed (min)	Flow Rate	Flow Rate Unit	Depth to Water (ft)	pH (S.U.)	Specific Conductivity (µS/cm)	Turbidity (NTU)	Dissolved Oxygen (mg/L)	Temp. (°C)	Redox (mV)
16:15	0	250	mL/min	52.47	7.69	219.16	0.54	9.38	17.64	98.41
16:20	5	250	mL/min	52.71	7.57	284.12	0.76	3.89	17.39	103.92
16:25	10	250	mL/min	52.92	7.57	278.89	0.99	2.27	17.21	-24
16:30	15	250	mL/min	53.01	7.6	258.68	0.58	1.66	17.24	-82.69
16:35	20	250	mL/min	53.11	7.62	243.66	0.46	1.22	17.14	-100.94
16:40	25	250	mL/min	53.19	7.63	232.82	0.4	0.96	17.19	-110.34
16:45	30	250	mL/min	53.24	7.63	224.06	0.32	0.79	17.05	-115.49
16:50	35	250	mL/min	53.27	7.63	218.44	0.62	0.68	17.01	-119.3
16:55	40	250	mL/min	53.32	7.63	214.48	0.28	0.6	17.06	-121.41

Constituent Sampled	Container	Number	Volume	Preservative
Anions (E300.0)	HDPE Plastic	1	250 mL	None
GenChem (SM2540C)	HDPE Plastic	1	500 mL	None
Metals (SW6020)	HDPE Plastic	2	250 mL	HNO3
Radio (Other)	HDPE Plastic	2	1 L	HNO3

Comments: None

Well Information:

Well Labeled Properly: yes

Is Well in Good Condition? good

Issues:

Well Inspection Comments:

ft-bmp = feet below measuring point
in = inches
ft = feet
mL/min = milliliters per minute

uS/cm = microSiemens per centimeter
NTU = Nephelometric Turbidity Unit
mg/L = milligrams per liter
S.U = standard units
mS/cm = milliSiemens per centimeter

mV = millivolts
°F = degrees Fahrenheit
°C = degrees Celsius
gpm = gallons per minute
-- = Not applicable based on fields selected as "None"

Groundwater Sampling Form

Location ID:	YGWA-40	**Date(s):**	2026-02-17	**Work Order(s):**		Semiannual GWM February 2026 AMA and AMA R6	
Client:	Georgia Power	**Facility:**	Plant Yates	**Facility Location:**	708 Dyer Rd, Newnan, GA, 30263, US	**Area:**	AMA R6 CCR Landfill
Weather:	CLEAR, T:63.1 °F, rH:63%, Clouds: 0%, Wind:5.75mph E-SE			**Field Technician:**		Jake Swanson, Perry Studebaker	
Measuring Pt. Description:	Top of Inner Casing	**Screen Setting (ft-bgs):**	35.5-45.5	**Casing Diameter (in):**	2	**Well Casing Material:**	PVC
Static Water Level (ft-bmp):	28.56	**Total Depth (ft-bmp):**	48.23	**Water Column(ft):**	19.67	**Liters in Well:**	12.15
Depth to Product (ft-bmp):	--	**Pump Intake Depth(ft-bmp):**	42	**Purge Method:**	Low Flow	**Purging Equipment:**	Dedicated Bladder
Purge Start Time:	14:37	**Total Volume Purged (liters):**	6	**Sample ID:**	YAT-YGWA-40	**Sample Time:**	15:15
Purge End Time:	15:07	**Well Volumes Purged (total):**	0.49	**Replicate Type / Replicate ID:**	N/A	**Water Quality Meter/ ID:**	/ 1022231
Scope of work completed?	Yes						

Time	Total Elapsed (min)	Flow Rate	Flow Rate Unit	Depth to Water (ft)	pH (S.U.)	Specific Conductivity (µS/cm)	Turbidity (NTU)	Dissolved Oxygen (mg/L)	Temp. (°C)	Redox (mV)
14:37	0	200	mL/min	28.53	6.01	103.36	2.41	2.41	17.98	72.39
14:42	5	200	mL/min	29.42	6.96	105.76	0.8	0.73	17.66	290.09
14:47	10	200	mL/min	29.51	7.46	106.08	0.3	0.45	17.55	393.34
14:52	15	200	mL/min	29.52	7.74	106.1	0.24	0.29	17.5	409.01
14:57	20	200	mL/min	29.55	7.83	106.22	0.31	0.2	17.46	414.43
15:02	25	200	mL/min	29.56	7.86	106.28	0.19	0.15	17.41	418.43
15:07	30	200	mL/min	29.57	7.87	106.24	0.25	0.12	17.38	419.83

Constituent Sampled	Container	Number	Volume	Preservative
Anions (E300.0)	HDPE Plastic	1	250 mL	None
GenChem (SM2540C)	HDPE Plastic	1	500 mL	None
Metals (SW6020)	HDPE Plastic	2	250 mL	HNO3
Radio (Other)	HDPE Plastic	2	1 L	HNO3

Comments: None

Well Information:

Well Labeled Properly: yes

Is Well in Good Condition? good

Issues:

Well Inspection Comments:

ft-bmp = feet below measuring point
in = inches
ft = feet
mL/min = milliliters per minute

uS/cm = microSiemens per centimeter
NTU = Nephelometric Turbidity Unit
mg/L = milligrams per liter
S.U = standard units
mS/cm = milliSiemens per centimeter

mV = millivolts
°F = degrees Fahrenheit
°C = degrees Celsius
gpm = gallons per minute
-- = Not applicable based on fields selected as "None"

Groundwater Sampling Form

Location ID:	YGWA-47	**Date(s):**	2026-02-17	**Work Order(s):**		Semiannual GWM February 2026 AP-1	
Client:	Georgia Power	**Facility:**	Plant Yates	**Facility Location:**	708 Dyer Rd, Newnan, GA, 30263, US	**Area:**	AP-1
Weather:	CLEAR, T:51.82 °F, rH:89%, Clouds: 1%, Wind:3.98mph E-NE			**Field Technician:**		David Prouty, Perry Studebaker	
Measuring Pt. Description:	Top of Inner Casing	**Screen Setting (ft-bgs):**	46-56	**Casing Diameter (in):**	2	**Well Casing Material:**	PVC
Static Water Level (ft-bmp):	36.3	**Total Depth (ft-bmp):**	59.19	**Water Column(ft):**	22.89	**Liters in Well:**	14.14
Depth to Product (ft-bmp):	--	**Pump Intake Depth(ft-bmp):**	54	**Purge Method:**	Low Flow	**Purging Equipment:**	Dedicated Bladder
Purge Start Time:	14:26	**Total Volume Purged (liters):**	3	**Sample ID:**	YAT-YGWA-47	**Sample Time:**	15:00
Purge End Time:	14:58	**Well Volumes Purged (total):**	0.21	**Replicate Type / Replicate ID:**	N/A	**Water Quality Meter/ ID:**	Aqua Troll 600 Sonde,Hach 2100-Q / Aqua Troll 1027333, HACH 170506057939
Scope of work completed?	Yes						

Time	Total Elapsed (min)	Flow Rate	Flow Rate Unit	Depth to Water (ft)	pH (S.U.)	Specific Conductivity (µS/cm)	Turbidity (NTU)	Dissolved Oxygen (mg/L)	Temp. (°C)	Redox (mV)
14:26	0	100	mL/min	36.51	6.77	226.86	4.52	8.29	19.77	167.47
14:31	5	100	mL/min	36.52	5.55	215.49	2.22	3.85	19.41	169.28
14:36	10	100	mL/min	36.52	5.42	209.63	0.75	2.46	19.18	172.26
14:41	15	100	mL/min	36.52	5.33	209.45	0.37	2.32	19.21	177.45
14:46	20	100	mL/min	36.52	5.24	209.32	0.39	2.33	19.1	182.76
14:51	25	100	mL/min	36.52	5.19	209.25	0.2	2.24	19.13	185.2
14:56	30	100	mL/min	36.52	5.16	209.21	0.22	2.18	19.15	187.29

Constituent Sampled	Container	Number	Volume	Preservative
Anions (E300.0)	HDPE Plastic	1	250 mL	None
GenChem (SM2540C)	HDPE Plastic	1	500 mL	None
Metals (SW6020)	HDPE Plastic	2	250 mL	HNO3
Radio (Other)	HDPE Plastic	2	1 L	HNO3

Comments: None

Well Information:

Well Labeled Properly: yes

Is Well in Good Condition? good

Issues:

Well Inspection Comments:

ft-bmp = feet below measuring point
in = inches
ft = feet
mL/min = milliliters per minute

uS/cm = microSiemens per centimeter
NTU = Nephelometric Turbidity Unit
mg/L = milligrams per liter
S.U = standard units
mS/cm = milliSiemens per centimeter

mV = millivolts
°F = degrees Fahrenheit
°C = degrees Celsius
gpm = gallons per minute
-- = Not applicable based on fields selected as "None"

Groundwater Sampling Form

Location ID:	YGWA-4I	**Date(s):**	2026-02-17	**Work Order(s):**		Semiannual GWM February 2026 AMA and AMA R6	
Client:	Georgia Power	**Facility:**	Plant Yates	**Facility Location:**	708 Dyer Rd, Newnan, GA, 30263, US	**Area:**	AMA AP-3, A, B and B
Weather:	CLEAR, T:51.93 °F, rH:84%, Clouds: 0%, Wind:6.91mph N			**Field Technician:**		Jessica Ware	
Measuring Pt. Description:	Top of Inner Casing	**Screen Setting (ft-bgs):**	36.2-46.2	**Casing Diameter (in):**	2	**Well Casing Material:**	PVC
Static Water Level (ft-bmp):	25.7	**Total Depth (ft-bmp):**	48.81	**Water Column(ft):**	23.11	**Liters in Well:**	14.28
Depth to Product (ft-bmp):	--	**Pump Intake Depth(ft-bmp):**	45	**Purge Method:**	Low Flow	**Purging Equipment:**	Dedicated Bladder
Purge Start Time:	09:27	**Total Volume Purged (liters):**	3.6	**Sample ID:**	YAT-YGWA-4I	**Sample Time:**	09:55
Purge End Time:	09:54	**Well Volumes Purged (total):**	0.25	**Replicate Type / Replicate ID:**	N/A	**Water Quality Meter/ ID:**	Apera TN500,Aqua Troll 500 / 1270608, U132877X
Scope of work completed?	Yes						

Time	Total Elapsed (min)	Flow Rate	Flow Rate Unit	Depth to Water (ft)	pH (S.U.)	Specific Conductivity (µS/cm)	Turbidity (NTU)	Dissolved Oxygen (mg/L)	Temp. (°C)	Redox (mV)
9:27	0	200	mL/min	25.74	7.39	154.35	0.33	8.82	13.08	185.31
9:32	5	120	mL/min	26.78	6.17	159.04	0.21	2.68	14.98	180.69
9:37	10	100	mL/min	26.86	6.13	161.09	0.41	2.06	14.71	179.03
9:42	15	100	mL/min	26.91	6.11	161.96	0.2	1.73	14.76	176.79
9:47	20	100	mL/min	26.94	6.1	160.79	0.09	1.65	14.95	175.25
9:52	25	100	mL/min	26.92	6.11	159.96	0.43	1.8	14.39	175.02

Constituent Sampled	Container	Number	Volume	Preservative
Anions (E300.0)	HDPE Plastic	1	250 mL	None
GenChem (SM2540C)	HDPE Plastic	1	500 mL	None
Metals (SW6020)	HDPE Plastic	2	250 mL	HNO3
Radio (Other)	HDPE Plastic	2	1 L	HNO3

Comments: None

Well Information:

Well Labeled Properly: yes

Is Well in Good Condition? good

Issues:

Well Inspection Comments:

ft-bmp = feet below measuring point
in = inches
ft = feet
mL/min = milliliters per minute

uS/cm = microSiemens per centimeter
NTU = Nephelometric Turbidity Unit
mg/L = milligrams per liter
S.U = standard units
mS/cm = milliSiemens per centimeter

mV = millivolts
°F = degrees Fahrenheit
°C = degrees Celsius
gpm = gallons per minute
-- = Not applicable based on fields selected as "None"

Groundwater Sampling Form

Location ID:	YGWA-5D	**Date(s):**	2026-02-17	**Work Order(s):**		Semiannual GWM February 2026 AMA and AMA R6	
Client:	Georgia Power	**Facility:**	Plant Yates	**Facility Location:**	708 Dyer Rd, Newnan, GA, 30263, US	**Area:**	AMA AP-3, A, B and B
Weather:	CLEAR, T:51.37 °F, rH:84%, Clouds: 0%, Wind:6.91mph N			**Field Technician:**		Jessica Ware	
Measuring Pt. Description:	Top of Inner Casing	**Screen Setting (ft-bgs):**	76.2-126.2	**Casing Diameter (in):**	2	**Well Casing Material:**	PVC
Static Water Level (ft-bmp):	21.17	**Total Depth (ft-bmp):**	129.13	**Water Column(ft):**	107.96	**Gallons in Well:**	17.62
Depth to Product (ft-bmp):	--	**Pump Intake Depth(ft-bmp):**	124	**Purge Method:**	Low Flow	**Purging Equipment:**	Dedicated Bladder
Purge Start Time:	10:50	**Total Volume Purged (gallons):**	0.8	**Sample ID:**	YAT-YGWA-5D	**Sample Time:**	11:17
Purge End Time:	11:16	**Well Volumes Purged (total):**	0.05	**Replicate Type / Replicate ID:**	N/A	**Water Quality Meter/ ID:**	Apera TN500,Aqua Troll 500 / 1270608, U132877X
Scope of work completed?	Yes						

Time	Total Elapsed (min)	Flow Rate	Flow Rate Unit	Depth to Water (ft)	pH (S.U.)	Specific Conductivity (µS/cm)	Turbidity (NTU)	Dissolved Oxygen (mg/L)	Temp. (°C)	Redox (mV)
10:50	0	130	mL/min	21.32	7.09	226.3	1.36	8.89	14.25	128.11
10:55	5	100	mL/min	21.53	7.28	219.35	1.32	1.29	16.05	-215.24
11:00	10	100	mL/min	21.59	7.37	224.7	0.39	0.54	15.99	-234.73
11:05	15	100	mL/min	21.62	7.46	228.87	1.45	0.35	16.22	-240.63
11:10	20	100	mL/min	21.63	7.51	230.1	1.24	0.28	16.28	-245.69
11:15	25	100	mL/min	21.64	7.5	229.33	0.74	0.25	16.25	-246.49

Constituent Sampled	Container	Number	Volume	Preservative
Anions (E300.0)	HDPE Plastic	1	250 mL	None
GenChem (SM2540C)	HDPE Plastic	1	500 mL	None
Metals (SW6020)	HDPE Plastic	2	250 mL	HNO3
Radio (Other)	HDPE Plastic	2	1 L	HNO3

Comments: None

Well Information:

Well Labeled Properly: yes

Is Well in Good Condition? good

Issues:

Well Inspection Comments:

ft-bmp = feet below measuring point
in = inches
ft = feet
mL/min = milliliters per minute

uS/cm = microSiemens per centimeter
NTU = Nephelometric Turbidity Unit
mg/L = milligrams per liter
S.U = standard units
mS/cm = milliSiemens per centimeter

mV = millivolts
°F = degrees Fahrenheit
°C = degrees Celsius
gpm = gallons per minute
-- = Not applicable based on fields selected as "None"

Groundwater Sampling Form

Location ID:	YGWA-5I	**Date(s):**	2026-02-17	**Work Order(s):**		Semiannual GWM February 2026 AMA and AMA R6	
Client:	Georgia Power	**Facility:**	Plant Yates	**Facility Location:**	708 Dyer Rd, Newnan, GA, 30263, US	**Area:**	AMA AP-3, A, B and B
Weather:	CLEAR, T:51.37 °F, rH:84%, Clouds: 0%, Wind:6.91mph N			**Field Technician:**		Jessica Ware	
Measuring Pt. Description:	Top of Inner Casing	**Screen Setting (ft-bgs):**	46.2-56.2	**Casing Diameter (in):**	2	**Well Casing Material:**	PVC
Static Water Level (ft-bmp):	22.81	**Total Depth (ft-bmp):**	58.94	**Water Column(ft):**	36.13	**Liters in Well:**	22.32
Depth to Product (ft-bmp):	--	**Pump Intake Depth(ft-bmp):**	53	**Purge Method:**	Low Flow	**Purging Equipment:**	Dedicated Bladder
Purge Start Time:	12:02	**Total Volume Purged (liters):**	2.5	**Sample ID:**	YAT-YGWA-5I	**Sample Time:**	12:25
Purge End Time:	12:24	**Well Volumes Purged (total):**	0.11	**Replicate Type / Replicate ID:**	N/A	**Water Quality Meter/ ID:**	Apera TN500,Aqua Troll 500 / 1270608, U132877X
Scope of work completed?	Yes						

Time	Total Elapsed (min)	Flow Rate	Flow Rate Unit	Depth to Water (ft)	pH (S.U.)	Specific Conductivity (µS/cm)	Turbidity (NTU)	Dissolved Oxygen (mg/L)	Temp. (°C)	Redox (mV)
12:02	0	100	mL/min	22.82	7.32	109.49	3.81	9.37	15.7	-37.52
12:07	5	100	mL/min	23.96	5.71	96.36	2.41	5.97	16.71	59.74
12:12	10	100	mL/min	22.97	5.65	95.33	1.93	5.77	17.04	86.79
12:17	15	100	mL/min	22.96	5.7	95.21	2.2	5.74	17.01	98.85
12:22	20	100	mL/min	22.94	5.68	94.76	1.76	5.58	16.75	112.73

Constituent Sampled	Container	Number	Volume	Preservative
Anions (E300.0)	HDPE Plastic	1	250 mL	None
GenChem (SM2540C)	HDPE Plastic	1	500 mL	None
Metals (SW6020)	HDPE Plastic	2	250 mL	HNO3
Radio (Other)	HDPE Plastic	2	1 L	HNO3

Comments: None

Well Information:

Well Labeled Properly: yes

Is Well in Good Condition? good

Issues:

Well Inspection Comments:

ft-bmp = feet below measuring point
in = inches
ft = feet
mL/min = milliliters per minute

uS/cm = microSiemens per centimeter
NTU = Nephelometric Turbidity Unit
mg/L = milligrams per liter
S.U = standard units
mS/cm = milliSiemens per centimeter

mV = millivolts
°F = degrees Fahrenheit
°C = degrees Celsius
gpm = gallons per minute
-- = Not applicable based on fields selected as "None"

Appendix B

Analytical Laboratory and Data Validation Reports

Georgia Power Co. – Plant Yates

Data Review Report

Metals, General Chemistry, and Radium Analyses

SDGs #92845342, and 92845359

Analyses Performed By:
Pace Analytical Services – West Columbia, South Carolina
Pace Analytical Services – Asheville, North Carolina
Pace National – Mt. Juliet, Tennessee
Pace Analytical Services – Greensburg, Pennsylvania

Report #63840R
Review Level: Tier II
Project: 30143622.3E, 30143623.3E, 30143625.3E, 30143626.3E

Summary

This Data Review Report summarizes the review of Sample Delivery Groups (SDGs) #92845342 and 92845359 for samples collected in association with the Georgia Power Company – Plant Yates. The review was conducted as a Tier II evaluation and included review of data package completeness. Only analytical data associated with constituents of concern were reviewed for this validation. Field documentation was not included in this review. Included with this assessment are the chain of custody form and a table summarizing the data validation qualifiers. Analyses were performed on the following samples:

Sample ID	Lab ID	Matrix	Sample Collection Date	Parent Sample	Analysis		
					RAD	MET	GEN CHEM
YAT-YAMW-1	92845342001 92845359001	Water	2/18/2026		X	X	X
YAT-AMA-R6-FD-1	92845342003 92845359002	Water	2/18/2026	YAT-YAMW-1	X	X	X
YAT-YGWC-36A	92845342004 92845359003	Water	2/18/2026		X	X	X
YAT-YGWC-24SB	92845342005 92845359004	Water	2/18/2026		X	X	X
YAT-YGWC-43	92845342006 92845359005	Water	2/18/2026		X	X	X
YAT-PZ-51	92845342007 92845359006	Water	2/18/2026		X	X	X
YAT-AMA-R6-FB-1	92845342008 92845359007	Water	2/18/2026		X	X	X
YAT-PZ-54D	92845342009 92845359008	Water	2/18/2026		X	X	X
YAT-YGWC-38	92845342010 92845359009	Water	2/18/2026		X	X	X
YAT-PZ-37	92845342011 92845359010	Water	2/18/2026		X	X	X
YAT-PZ-37D	92845342012 92845359011	Water	2/18/2026		X	X	X
YAT-PZ-52D	92845342013 92845359012	Water	2/18/2026		X	X	X

Sample ID	Lab ID	Matrix	Sample Collection Date	Parent Sample	Analysis		
					RAD	MET	GEN CHEM
YAT-AMA-R6-FD-2	92845342014 92845359013	Water	2/18/2026	YAT-YGWC-38	X	X	X
YAT-YGWC-41	92845342015 92845359014	Water	2/19/2026		X	X	X
YAT-YAMW-2	92845342016 92845359015	Water	2/19/2026		X	X	X
YAT-YAMW-4	92845342017 92845359016	Water	2/19/2026		X	X	X
YAT-YGWC-49	92845342018 92845359017	Water	2/19/2026		X	X	X
YAT-YGWC-42	92845342019 92845359018	Water	2/19/2026		X	X	X
YAT-YAMW-3	92845342020 92845359016	Water	2/19/2026		X	X	X
YAT-YGWC-23S	92845342021 92845359020	Water	2/19/2026		X	X	X
YAT-YAMW-5	92845342022 92845359021	Water	2/19/2026		X	X	X
YAT-AMA-R6-EB-1	92845342023 92845359022	Water	2/19/2026		X	X	X
YAT-PZ-55	92845342024 92845359023	Water	2/19/2026		X	X	X
YAT-YGWC-50	92845477001 92845479001	Water	2/19/2026		X	X	X

Notes:

1. Metals and mercury analysis performed by Pace Analytical Services – West Columbia, South Carolina.
2. Alkalinity, total dissolved solids, and anions (chloride, fluoride, and sulfate) analysis performed by Pace Analytical Services – Asheville, North Carolina.
3. Lithium analysis performed by Pace National – Mt. Juliet, Tennessee.
4. Radium analysis performed by Pace Analytical Services – Greensburg, Pennsylvania.

Analytical Data Package Documentation

The table below evaluates the data package completeness.

Items Reviewed	Reported		Performance Acceptable		Not Required
	No	Yes	No	Yes	
1. Sample receipt condition		X		X	
2. Requested analyses and sample results		X		X	
3. Master tracking list		X		X	
4. Methods of analysis		X		X	
5. Reporting limits		X		X	
6. Sample collection date		X		X	
7. Laboratory sample received date		X		X	
8. Sample preservation verification (as applicable)		X		X	
9. Sample preparation/extraction/analysis dates		X		X	
10. Fully executed chain-of-custody form		X		X	
11. Narrative summary of QA or sample problems provided		X		X	
12. Data package completeness and compliance		X		X	

Note:
QA = quality assurance

Inorganic Analysis Introduction

Analyses were performed according to United States Environmental Protection Agency (USEPA) SW-846 Methods 6020B, 7470A, 9315, and 9320; Standard Methods (SM) 2320B and 2540C; and USEPA Method 300.0. Data were reviewed in accordance with USEPA Region IV Data Validation Standard Operating Procedures for Contract Laboratory Program Inorganic Data by Inductively Coupled Plasma–Atomic Emission Spectroscopy and Inductively Coupled Plasma–Mass Spectroscopy (September 2011, Rev. 2), USEPA Region IV Data Validation Standard Operating Procedures for Contract Laboratory Program Mercury Data by Cold Vapor Atomic Absorption (September 2011, Rev. 2), and the USEPA National Functional Guidelines for Inorganic Superfund Methods Data Review, EPA 542-R-20-006, November 2020 (with reference to the historical USEPA Contract Laboratory Program National Functional Guidelines for Inorganic Data Review, OSWER 9240.1-45, October 2004, as appropriate).

The data review process is an evaluation of data on a technical basis rather than a determination of contract compliance. As such, the standards against which the data are being weighed may differ from those specified in the analytical method. It is assumed that the data package represents the best efforts of the laboratory and that it was already subjected to adequate and sufficient quality review prior to submission.

During the review process, laboratory qualified and unqualified data are verified against the supporting documentation. Based on this evaluation, qualifier codes may be added, deleted, or modified by the data reviewer. Results are qualified with the following codes in accordance with the USEPA National Functional Guidelines:

- Concentration (C) Qualifiers
  - U The analyte was analyzed for but not detected. The associated value is the analyte instrument detection limit.
  - J The reported value was obtained from a reading less than the reporting limit (RL), but greater than or equal to the method detection limit (MDL).
- Quantitation (Q) Qualifiers
  - E The reported value is estimated due to the presence of interference.
  - N Spiked sample recovery is not within control limits.
  - * Duplicate analysis is not within control limits.
- Validation Qualifiers
  - J The analyte was positively identified; however, the associated numerical value is an estimated concentration only.
  - UJ The analyte was not detected above the reporting limit. However, the reported limit is approximate and may or may not represent the actual limit of detection.
  - UB Analyte considered non-detect at the listed value due to associated blank contamination.
  - R The sample results are rejected.

Two facts should be noted by all data users. First, the “R” flag means that the associated value is unusable. In other words, due to significant quality control (QC) problems, the analysis is invalid and provides no information as to whether the compound is present or not. “R” values should not appear on data tables because they cannot be relied upon, even as a last resort. The second fact to keep in mind is that no compound concentration, even if it has passed all QC tests, is guaranteed to be accurate. Strict QC serves to increase confidence in data but any value potentially contains error.

Metals Analyses

1. Holding Times

The specified holding times for the following methods are presented in the following table.

Method	Matrix	Holding Time	Preservation
SW-846 6020B	Water	180 days from collection to analysis	Cool to <6°C; preserved to a pH of less than 2 s.u.
SW-846 7470A	Water	28 days from collection to analysis	Cool to <6°C; preserved to a pH of less than 2 s.u.

Note:
s.u. = standard units

All samples were analyzed within the specified holding times.

2. Blank Contamination

Quality assurance (QA) blanks (i.e., method and rinse blanks) are prepared to identify any contamination which may have been introduced into the samples during sample preparation or field activity. Method blanks measure laboratory contamination. Rinse blanks measure contamination of samples during field operations.

A blank action level (BAL) of five times the concentration of a detected compound in an associated blank is calculated for QA blanks containing concentrations greater than the method detection limit (MDL). The BAL is compared to the associated sample results to determine the appropriate qualification of the sample results, if needed.

All compounds associated with the QA blanks exhibited a concentration less than the MDL, with the exception of the compounds listed in the following table. Sample results less than the BAL associated with the following sample locations were qualified as listed in the following table.

Sample Locations	Analytes	Sample Result	Qualification
YAT-YGWC-24SB YAT-YAMW-2	Boron (FB)	Detected sample results <RL and <BAL	“UB” at RL

Sample Locations	Analytes	Sample Result	Qualification
YAT-YAMW-1 YAT-AMA-R6-FD-1 YAT-YGWC-36A YAT-YGWC-24SB YAT-YGWC-43 YAT-PZ-51 YAT-PZ-54D YAT-PZ-37 YAT-PZ-52D YAT-YAMW-2 YAT-YAMW-4 YAT-YGWC-42 YAT-YAMW-3 YAT-YGWC-23S YAT-PZ-55	Chromium (EB)	Detected sample results <RL and <BAL	“UB” at RL

Notes:
EB = Equipment blank
FB = Field blank
RL = Reporting limit

3. Matrix Spike/Matrix Spike Duplicate (MS/MSD)/Laboratory Duplicate Analysis

MS/MSD and laboratory duplicate data are used to assess the precision and accuracy of the analytical method.

3.1 MS/MSD Analysis

All metal analytes must exhibit a percent recovery within the established acceptance limits of 75% to 125%. The MS recovery control limits do not apply for MS performed on sample locations where the analyte’s concentration detected in the parent sample exceeds the MS concentration by a factor of four or greater.

The MS/MSD analysis was performed using samples YAT-PZ-37 in association with SW-846 6020B. The concentrations of boron, calcium, magnesium, and sodium in the unspiked sample were greater than four-times the spike concentration, hence, the results for these analytes were not evaluated.

The MS/MSD analysis performed using samples YAT-YGWC-23S and YAT-YAMW-5 in association with lithium by method SW-846 6020B analysis exhibited recoveries within the control limits.

The MS/MSD analysis performed using sample YAT-PZ-52D in association with SW-846 7470A analysis exhibited recoveries within the control limits.

3.2 Laboratory Duplicate Analysis

The laboratory duplicate relative percent difference (RPD) criterion is applied when parent and duplicate sample concentrations are greater than or equal to 5 times the RL. A control limit of 20% for water matrices is applied when the criteria above is true. In the instance when the parent and/or duplicate sample concentrations are less than or equal to 5 times the RL, a control limit of one times the RL is applied for water matrices.

MS/MSD analysis was performed in replacement of the laboratory duplicate analysis. The MS/MSD recoveries exhibited acceptable RPDs.

4. Field Duplicate Analysis

Field duplicate analysis is used to assess the overall precision of the field sampling procedures and analytical method. A control limit of 35% for water matrices is applied to the RPD between the parent sample and the field duplicate. In the instance when the parent and/or duplicate sample concentrations are less than or equal to 5 times the RL, a control limit of two times the RL is applied for water matrices.

Results for duplicate samples are summarized in the following table.

Sample ID/Duplicate ID	Analyte	Sample Result	Duplicate Result	RPD
YAT-YAMW-1 / YAT-AMA-R6-FD-1	Lithium	0.0196	0.0197	0.5%
	Barium	0.10	0.098	2.0%
	Beryllium	0.00016 J	0.00040 U	AC
	Boron	6.1	6.4	AC
	Cadmium	0.00028 J	0.00026 J	AC
	Calcium	77.5	80.8	4.2%
	Cobalt	0.0082	0.0079	AC
	Magnesium	59.8	60.6	1.3%
	Potassium	7.2	7.1	1.4%
	Selenium	0.012	0.012	AC
	Sodium	26.7	27.3	2.2%
YAT-YGWC-38 / YAT-AMA-R6-FD-2	Lithium	0.00590	0.00562	AC
	Barium	0.018	0.017	AC
	Beryllium	0.0015	0.0016	AC
	Boron	2.5	2.5	AC

Sample ID/Duplicate ID	Analyte	Sample Result	Duplicate Result	RPD
	Cadmium	0.00052	0.00050 J	AC
	Calcium	36.6	33.4	9.1%
	Magnesium	19.1	16.5	14.6%
	Potassium	3.3	3.1	6.2%
	Selenium	0.044	0.040	9.5%
	Sodium	17.6	17.2	2.3%

Note:
AC = Acceptable

The differences in the results between the parent sample YAT-YAMW-1 and field duplicate sample YAT-AMA-R6-FD-1 were acceptable.

The differences in the results between the parent sample YAT-YWGC-38 and field duplicate sample YAT-AMA-R6-FD-2 were acceptable.

5. Laboratory Control Sample (LCS) Analysis

The LCS analysis is used to assess the accuracy of the analytical method independent of matrix interferences. The analytes associated with the LCS analysis must exhibit a percent recovery between the control limits of 80% and 120%.

The LCS analysis exhibited recoveries within the control limits.

6. System Performance and Overall Assessment

Overall system performance was acceptable. Other than for those deviations specifically mentioned in this review, the overall data quality is within the guidelines specified in the method.

Data Validation Checklist for Metals

METALS: SW-846 6020B/7470A	Reported		Performance Acceptable		Not Required
	No	Yes	No	Yes	
Inductively Coupled Plasma-Mass Spectrometry (ICP-MS) Atomic Absorption – Manual Cold Vapor (CV)					
Tier II Validation					
Holding Times		X		X	
Reporting limits (units)		X		X	
Blanks					
A. Method Blanks		X		X	
B. Equipment/Field Blanks		X	X		
Laboratory Control Sample (LCS) %R		X		X	
Matrix Spike (MS) %R		X		X	
Matrix Spike Duplicate (MSD) %R		X		X	
MS/MSD Precision (RPD)		X		X	
Laboratory Duplicate (RPD)	X				X
Field Duplicate (RPD)		X		X	

Notes:

%R Percent recovery

RPD Relative percent difference

General Chemistry Analyses

1. Holding Times

The specified holding times for the following methods are presented in the following table.

Method	Matrix	Holding Time	Preservation
Alkalinity by SM2320B	Water	14 days from collection to analysis	Cool to <6°C
Total Dissolved Solids (TDS) by SM2540C	Water	7 days from collection to analysis	Cool to <6°C
Chloride, Fluoride, and Sulfate by USEPA 300.0	Water	28 days from collection to analysis	Cool to <6°C

All samples were analyzed within the specified holding times.

2. Blank Contamination

Quality assurance (QA) blanks (i.e., method and rinse blanks) are prepared to identify any contamination which may have been introduced into the samples during sample preparation or field activity. Method blanks measure laboratory contamination. Rinse blanks measure contamination of samples during field operations.

A blank action level (BAL) of five times the concentration of a detected compound in an associated blank is calculated for QA blanks containing concentrations greater than the method detection limit (MDL). The BAL is compared to the associated sample results to determine the appropriate qualification of the sample results, if needed.

Analytes were not detected above the MDL in the associated blanks; therefore, detected sample results were not associated with blank contamination.

3. Matrix Spike/Matrix Spike Duplicate (MS/MSD)/Laboratory Duplicate Analysis

MS/MSD and laboratory duplicate data are used to assess the precision and accuracy of the analytical method.

3.1 MS/MSD Analysis

All analytes must exhibit a percent recovery within the established acceptance limits of 75% to 125%. The MS/MSD recovery control limits do not apply for MS/MSD performed on sample locations where the analyte's concentration detected in the parent sample exceeds the MS/MSD concentration by a factor of four or greater. In instance where this is true, the data will not be qualified even if the percent recovery does not meet the control limits and the laboratory flag will be removed.

The MS/MSD analysis performed using samples YAT-PZ-54D, YAT-YGWC-41, and YAT-PZ-55 in association with anions analysis exhibited recoveries within the control limits.

MS/MSD analysis was not performed using a sample from this SDG in association with alkalinity analysis.

3.2 Laboratory Duplicate Analysis

The laboratory duplicate relative percent difference (RPD) criterion is applied when parent and duplicate sample concentrations are greater than or equal to 5 times the RL. A control limit of 20% for water matrices is applied when the criteria above is true. In the instance when the parent and/or duplicate sample concentrations are less than or equal to 5 times the RL, a control limit of one times the RL is applied for water matrices.

The laboratory duplicate analysis performed on samples YAT-YGWC-43 and YAT-YAMW-2 in association with TDS analysis exhibited acceptable differences between the results.

MS/MSD analysis was performed in replacement of the laboratory duplicate analysis in association with anions analysis. The MS/MSD recoveries exhibited acceptable RPDs.

Laboratory duplicate or MS/MSD analysis was not performed using a sample from this SDG in association with alkalinity analysis.

4. Field Duplicate Analysis

Field duplicate analysis is used to assess the overall precision of the field sampling procedures and analytical method. A control limit of 35% for water matrices is applied to the RPD between the parent sample and the field duplicate. In the instance when the parent and/or duplicate sample concentrations are less than or equal to 5 times the RL, a control limit of two times the RL is applied for water matrices.

Results for duplicate samples are summarized in the following table.

Sample ID/Duplicate ID	Analyte	Sample Result	Duplicate Result	RPD
YAT-YAMW-1 / YAT-AMA-R6-FD-1	Alkalinity, Bicarbonate (CaCO3)	22.6	22.3	AC
	Alkalinity, Total as CaCO3	22.6	22.3	AC
	Total Dissolved Solids	730	704	3.6%
	Chloride	7.2	7.1	1.4%
	Sulfate	401	394	1.8%
YAT-YGWC-38 / YAT-AMA-R6-FD-2	Alkalinity, Bicarbonate (CaCO3)	10.3	9.8	AC
	Alkalinity, Total as CaCO3	10.3	9.8	AC
	Total Dissolved Solids	295	295	0.0%
	Chloride	4.7	4.8	AC
	Fluoride	0.062 J	0.10 U	AC

Sample ID/Duplicate ID	Analyte	Sample Result	Duplicate Result	RPD
	Sulfate	156	156	0.0%

Note:
AC = Acceptable

The differences in the results between the parent sample YAT-YAMW-1 and field duplicate sample YAT-AMA-R6-FD-1 were acceptable.

The differences in the results between the parent sample YAT-YGWC-38 and field duplicate sample YAT-AMA-R6-FD-2 were acceptable.

5. Laboratory Control Sample (LCS) Analysis

The LCS analysis is used to assess the accuracy of the analytical method independent of matrix interferences. The analytes associated with the LCS analysis must exhibit a percent recovery between the control limits of 80% and 120%.

The LCS analysis exhibited recoveries within the control limits.

6. System Performance and Overall Assessment

Overall system performance was acceptable. Other than for those deviations specifically mentioned in this review, the overall data quality is within the guidelines specified in the method.

Data Validation Checklist for General Chemistry

General Chemistry: SM2320B, SM2540C, USEPA 300.0	Reported		Performance Acceptable		Not Required
	No	Yes	No	Yes	
Miscellaneous Instrumentation					
Tier II Validation					
Holding Times		X		X	
Reporting limits (units)		X		X	
Blanks					
A. Method Blanks		X		X	
B. Equipment/Field Blanks		X		X	
Laboratory Control Sample (LCS) %R		X		X	
Matrix Spike (MS) %R		X		X	
Matrix Spike Duplicate (MSD) %R		X		X	
MS/MSD Precision (RPD)		X		X	
Laboratory Duplicate (RPD)		X		X	
Field Duplicate (RPD)		X		X	

Notes:

%R Percent recovery

RPD Relative percent difference

Radiological Analyses

1. Holding Times

The specified holding times for the following methods are presented in the following table.

Method	Matrix	Holding Time	Preservation
Radium-226 by SW-846 9315	Water	180 days from collection to analysis	Preserved to a pH of less than 2 s.u.
Radium-228 by SW-846 9320	Water	180 days from collection to analysis	Preserved to a pH of less than 2 s.u.

Note:
s.u. = standard units

All samples were analyzed within the specified holding times.

2. Blank Contamination

Quality assurance (QA) blanks (i.e., method and field/rinse blanks) are prepared to identify any contamination which may have been introduced into the samples during sample preparation or field activity. Method blanks measure laboratory contamination. Field/rinse blanks measure contamination of samples during field operations.

Blank results should be verified to be accurately reported and that tolerance limits (±2 sigma or standard deviation) were not exceeded; and blank results verified to be less than the minimum detectable concentration (MDC).

For blanks to be considered not applicable, verify net blank results are less than the associated uncertainty by evaluating the blank results based on the following three criteria. <u>If either of these criteria is true, the blank is considered not suspect of contamination (or non-detect).</u>

1. Is the blank result less than the uncertainty and less than the MDC?
2. Does the blank have an uncertainty greater than the result (or indistinguishable from background) or does the blank result fall between its uncertainty and its MDC?

If the blank QC results fall outside the appropriate tolerance limits or if the net blank results are not less than the associated uncertainty, the following equation for normalized absolute difference (NAD) should be used in determining the effect of possible blank contamination on the sample results:

$$Normalized\ \ absolute\ difference_{MethodBlank} = \frac{|\ Sample\ -\ Blank\ |}{\sqrt{(U_{Sample})^2 + (U_{Blank})^2}}$$

Where:

U_{Sample} = uncertainty of the sample

U_{Blank} = uncertainty of the blank

Sample = concentration of isotope in sample

Blank = concentration of isotope in blank

Normalized Absolute Difference	Qualification
> 2.58	None
1.96 > x < 2.58	J
x < 1.96	J*

Note:
* = Minimally the result should be qualified as estimated, J; however, if other quality indicators are deficient the validator may determine the result should be qualified as rejected, R

Radium-226 and Radium-228 were detected in the method blanks, equipment blanks, and field blanks, however, the activity was measured as less than the uncertainty and MDC. Hence, the blank results are considered non-detect and no qualification of the results was required.

3. Matrix Spike (MS)/Laboratory Duplicate Analysis

MS and laboratory duplicate data are used to assess the precision and accuracy of the analytical method.

3.1 MS Analysis

MS samples are not typically analyzed for gamma spectral content due to the inability of the laboratory to homogenize spike material with the sample.

If performed, the spike analysis must exhibit a percent recovery within the control limits of 70% to 130%. The MS recovery control limits do not apply for MS performed on sample locations where the analyte's concentration detected in the parent sample exceeds the MS concentration by a factor of four or greater. In instance where this is true, the data will not be qualified even if the percent recovery does not meet the control limits.

In the event the recovery is outside of this limit, a numerical indicator to make assessments is calculated, with a limit of < ±3 sigma for either.

The numerical performance indicator for a matrix spike sample is calculated by:

$$Z_{MS} = \frac{x - x_0 - c}{\sqrt{u^2(x) + u^2(x_0) + u^2(c)}}$$

Where:

x = measured concentration of the spiked sample.

x_0 = measured concentration of the unspiked sample.

c = spike concentration added.

$u^2(x)$, $u^2(x0)$, $u^2(c)$ = the squares of the respective standard uncertainties of these values.

MS performance for all matrices is acceptable when the numerical performance indicator calculation yields a value between ±3 sigma. Warning limits have been established as ±2 sigma.

MS analysis was not performed using a sample from this SDG.

3.2 Laboratory Duplicate Analysis

Duplicate analyses are indicators of laboratory precision based on each sample matrix. For replicate analysis results to be considered in agreement the duplicate error ratio (DER) must be less than 2.13. In the event the DER is outside of the limit of 2.13, a numerical indicator to make assessments is calculated, with a limit of ±3 sigma or standard deviation.

The numerical performance indicator for laboratory duplicates is calculated by:

$$Z_{Dup} = \frac{x_1 - x_2}{\sqrt{u^2(x_1) + u^2(x_2)}}$$

Where:

x_1, x_2 = two measured activity concentrations.

$u^2(x_1)$, $u^2(x_2)$ = the combined standard uncertainty of each measurement squared.

Duplicate sample performance is acceptable when the numerical performance indicator calculation yields a value between ±3 sigma. Warning limits have been established as ±2 sigma.

The laboratory duplicate analysis performed on sample locations YAT-PZ-52D and YAT-PZ-55 in association with SW-846 9315 analysis exhibited acceptable difference between the results. Laboratory duplicate analysis was not performed on a sample from this SDG in association with SW-846 9320 analysis.

4. Field Duplicate Analysis

Field duplicate analysis is used to assess the overall precision of the field sampling procedures and analytical method. There are no specific review criteria for radiological field replicate analyses comparability. The degree of agreement between these replicates is to be used in conjunction with all of the remaining quality control results as an aid in the decision as to the overall quality of the data. Data are not to be qualified due to field replicates alone. To determine the level of agreement between the replicates, the following guidelines have been established:

Data should be considered in agreement if results are within a factor of four of each other. Data between a factor of four and five of each other should be considered as a minor discrepancy and data greater than a factor of five should be considered a major discrepancy.

The field duplicate sample results are summarized in the following table.

Sample ID/Duplicate ID	Analyte	Sample Result	Duplicate Result	RPD
YAT-YAMW-1 / YAT-AMA-R6-FD-1	Radium-226	0.0655 U ± 0.181	0.205 U ± 0.198	AC
	Radium-228	0.212 U ± 0.333	0.320 U ± 0.270	
	Total Radium	0.278 U ± 0.514	0.525 U ± 0.468	
YAT-YGWC-38 / YAT-AMA-R6-FD-2	Radium-226	0.211 U ± 0.191	0.109 U ± 0.176	AC
	Radium-228	0.771 U ± 0.453	-0.311 U ± 0.308	
	Total Radium	0.982 U ± 0.644	0.109 U ± 0.484	

Note:
AC = Acceptable

The results were below the MDC in the parent sample YAT-YAMW-1 and field duplicate sample YAT-AMA-R6-FD-1.

The results were below the MDC in the parent sample YAT-YGWC-38 and field duplicate sample YAT-AMA-R6-FD-2.

5. Tracer or Carrier

Tracers and carriers are used in radiological separation methods to provide evaluation of chemical separation. Chemical yield is evaluated through the recovery of chemical species spiked into samples. Yield is evaluated radiometrically with a tracer and gravimetrically with a carrier. A control limit of 30% to 110% is applied to each sample spiked with either a carrier and/or a tracer.

The tracer and carrier analyses exhibited recoveries within the control limits.

6. Laboratory Control Sample/Laboratory Control Sample Duplicate (LCS/LCSD) Analysis

The LCS/LCSD analysis is used to assess the precision and accuracy of the analytical method independent of matrix interferences. The analytes associated with the LCS/LCSD analysis must exhibit a percent recovery between the control limits of 60% to 135%. In the event the recovery is outside of this limit, a numerical indicator to make assessments is calculated, with a limit of +/- 3 sigma.

The numerical performance indicator for a laboratory control sample is calculated by:

$$Z_{LCS} = \frac{x - c}{\sqrt{u^2(x) + u^2(c)}}$$

Where:

x = Analytical result of the LCS

c = Known concentration of the LCS

$u^2(x)$ = combined standard uncertainty of the result squared.

$u^2(c)$ = combined standard uncertainty of the LCS value squared.

LCS performance is acceptable when the numerical performance indicator calculation yields a value between ±3 sigma. Warning limits have been established as ±2 sigma.

The LCS/LCSD analysis exhibited recoveries within the control limits.

7. Isotope Identification

For sample results to be considered “non-detect”, evaluate data based on the following two criteria. If either one of these criteria is true, the sample result is considered “non-detect”.

1. Sample result is less than the uncertainty and less than the MDC/MDA; or
2. Sample has an uncertainty greater than the result (or indistinguishable from background) or result falls between its uncertainty and its MDC/MDA.

Based on the above criteria sample results were qualified as “U” by the laboratory as applicable.

8. System Performance and Overall Assessment

Overall system performance was acceptable. Other than for those deviations specifically mentioned in this review, the overall data quality is within the guidelines specified in the method.

Data Validation Checklist for Radiologicals

Radiologicals: SW-846 9315/9320	Reported		Performance Acceptable		Not Required
	No	Yes	No	Yes	
Miscellaneous Instrumentation					
Tier II Validation					
Holding Times		X		X	
Activity, +/- uncertainty, MDC/MDA		X		X	
Blanks					
A. Method Blanks		X		X	
B. Equipment/Field Blanks		X		X	
Carrier (Surrogate) %R		X		X	
Tracer (Surrogate) %R		X		X	
Laboratory Control Sample (LCS) %R		X		X	
Laboratory Control Sample Duplicate (LCSD) %R		X		X	
LCS/LCSD Precision (RPD)		X		X	
Matrix Spike (MS) %R	X				X
Matrix Spike Duplicate (MSD) %R	X				X
MS/MSD Precision (RPD)	X				X
Laboratory Duplicate (RPD)		X		X	
Field Duplicate (RPD)		X		X	

Notes:

%R Percent recovery

RPD Relative percent difference

VALIDATION PERFORMED BY: Jennifer Singer

SIGNATURE: Jennifer A Singer

DATE: April 24, 2025

PEER REVIEW: Joseph C. Houser

DATE: April 28, 2026

Chain of Custody / Data Qualifier Summary Table

Pace® Pace* Location Requested (City/State): Pace Analytical Charlotte 9800 Kincey Ave., Suite 100, Huntersville, NC 28078

CHAIN-OF-CUSTODY Analytical Request Document

Chain-of-Custody is a LEGAL DOCUMENT - Complete all relevant fields

LAB USE ONLY- Affix Workorder/Login Label Here

Scan QR Code for instructions

Company Name:	Southern Company	Contact/Report To:	Trey Singleton
Street Address:	241 Ralph McGill Blvd, Atlanta, GA 30308	Phone #:	205.346.3317
		E-Mail:	rosingle@southernco.com
		Cc E-Mail:	Arcadis contacts
Customer Project #:	Task No. YAT-CCR-ASSMT-202651	Invoice To:	
Project Name:	Georgia Power Yates	Invoice E-Mail:	
Site Collection Info/Facility ID (as applicable): YAT AP-3, A, B/B', R6		Purchase Order # (if applicable):	GPC82474-0002
		Quote #:	
Time Zone Collected: [ ] AK [ ] PT [ ] MT [ ] CT [X] ET		County / State origin of sample(s):	Georgia
Data Deliverables: [X] Level II [ ] Level III [ ] Level IV [X] EQUIS [ ] Other_____		Regulatory Program (DW, RCRA, etc.) as applicable:	
		Rush (Pre-approval required): [ ] 2 Day [ ] 3 day [ ] 5 day [ ] Other_____	DW PWSID # or WW Permit # as applicable:
		Date Results Requested:	Field Filtered (if applicable): [ ] Yes [X] No Analysis:

* Matrix Codes (Insert in Matrix box below): Drinking Water (DW), Ground Water (GW), Waste Water (WW), Product (P), Soil/Solid (SS), Oil (OL), Wipe (WP), Tissue (TS), Bioassay (B), Vapor (V), Other (OT), Surface Water (SW), Sediment (SED), Sludge (SL), Caulk

Specify Container Size **	3	3	2	1	3					
Identify Container Preservative Type***	2	1	1	2	1					
Analysis Requested	App III/IV Metals + Na, K, Mg	Cl, F, SO4 (EPA 300.0)	TDS (SM 2540C)	RAD SW846 9315/8320	Alkalinity (SM2320B)					

**Container Size: (1) 1L, (2) 500mL, (3) 250mL, (4) 125mL, (5) 100mL, (6) 40mL vial, (7) EnCore, (8) TerraCore, (9) Other

*** Preservative Types: (1) None, (2) HNO3, (3) H2SO4, (4) HCL, (5) NaOH, (6) Zn Acetate, (7) NaHSO4, (8) Sod. Thiosulfate, (9) Ascorbic Acid, (10) MeOH, (11) Other

Lab Use Only: Proj. Mgr: Bonnie Vang; Acct.Num / Client ID:; Table #:; Profile / Template: 16561; Prelog / Bottle Ord. ID:

Customer Sample ID	Matrix *	Comp / Grab	Collected (or Composite Start) Date	Collected (or Composite Start) Time	Composite End Date	Composite End Time	Res. CL2	Number & Type of Containers Plastic	Number & Type of Containers Glass	App III/IV Metals + Na, K, Mg	Cl, F, SO4 (EPA 300.0)	TDS (SM 2540C)	RAD SW846 9315/8320	Alkalinity (SM2320B)	Sample Comment	Preservation non-conformance identified for sample
YAT-YGWC-23S	WG	G						7		X	X	X	X	X	See Remarks	
✓ YAT-YAMW-1	WG	G	2/18/26	1151				7		X	X	X	X	X	See Remarks	
✓ YAT-AMA-R6-FD-1	WG	G	2/18/26	—				7		X	X	X	X	X	See Remarks	
✓ YAT-YGWC-36A	WG	G	2/18/26	1342				7		X	X	X	X	X	See Remarks	
YAT-YGWC-49	WG	G						7		X	X	X	X	X	See Remarks	
YAT-YGWC-38	WG	G						7		X	X	X	X	X	See Remarks	
✓ YAT-YGWC-24SB	WG	G	2/18/26	0955				7		X	X	X	X	X	See Remarks	
YAT-YGWC-41	WG	G						7		X	X	X	X	X	See Remarks	
YAT-YGWC-42	WG	G						7		X	X	X	X	X	See Remarks	
✓ YAT-YGWC-43	WG	G	2/18/26	1538				7		X	X	X	X	X	See Remarks	

Customer Remarks / Special Conditions / Possible Hazards:
App III Metals: 6020B: B; 6010D: Ca
App IV: Metals 6020B: Sb, As, Ba, Be, Cd, Cr, Co, Pb, Li, Mo, Se, Tl; 7040A: Hg.
Additional metals (6010D): Na, K, Mg; For Alkalinity: report total, carbonate, and bicarbonate

Collected By:
Printed Name: (Arcadis) - Jessica Ware
Signature: (Arcadis) - Jessica Ware

Additional Instructions from Pace*:
Coolers: Thermometer ID: Correction Factor (°C): Obs. Temp. (°C) Corrected Temp. (°C)

Relinquished by/Company: (Signature)	Date/Time:	Received by/Company: (Signature)	Date/Time:
Jessica Ware / Arcadis	2/19/26 0740	Amy Bam / Arcadis	2/19/26 0740
Amy Bam / Arcadis	2/19/26 0840	Lyan William / Pace	2/19/26 0846
Lyan William / Pace	2/19/26 1315	Charles Hunt	2/19/26 1315
Relinquished by/Company: (Signature)	Date/Time:	Received by/Company: (Signature)	Date/Time:

Tracking Number:

Delivered by: [ ] In-Person [ ] Courier [ ] FedEX [ ] UPS [ ] Other

Page: of

Submitting a sample via this chain of custody constitutes acknowledgment and acceptance of the Pace* Terms and Conditions found at https://www.pacelabs.com/resource-library/resource/pace-terms-and-conditions/

ENV-FRM-CORQ-0019_v01_082123 ©

Pace® Location Requested (City/State): Pace Analytical Charlotte, 9800 Kincey Ave. Suite 100, Huntersville, NC 28078

CHAIN-OF-CUSTODY Analytical Request Document

Chain-of-Custody is a LEGAL DOCUMENT - Complete all relevant fields

LAB USE ONLY- Affix Workorder/Login Label Here

Scan QR Code for instructions

Company Name: Southern Company
Street Address: 241 Ralph McGill Blvd, Atlanta, GA 30308

Contact/Report To: Trey Singleton
Phone #: 205.346.3317
E-Mail: rosingle@southernco.com
Cc E-Mail: Arcadis contacts

Customer Project #: Task No. YAT-CCR-ASSMT-2026S1
Project Name: Georgia Power Yates

Invoice To:
Invoice E-Mail:

Site Collection Info/Facility ID (as applicable): YAT AP-3, A, B/B', R6

Purchase Order # (if applicable): GPC82474-0002
Quote #:

Time Zone Collected: [ ] AK [ ] PT [ ] MT [ ] CT [X] ET

County / State origin of sample(s): Georgia

Data Deliverables: [X] Level II [ ] Level III [ ] Level IV [X] EQUIS [ ] Other

Regulatory Program (DW, RCRA, etc.) as applicable:

Rush (Pre-approval required): [ ] 2 Day [ ] 3 day [ ] 5 day [ ] Other

Date Results Requested:

DW PWSID # or WW Permit # as applicable:

Field Filtered (if applicable): [ ] Yes [X] No

Analysis:

* Matrix Codes (insert in Matrix box below): Drinking Water (DW), Ground Water (GW), Waste Water (WW), Product (P), Soil/Solid (SS), Oil (OL), Wipe (WP), Tissue (TS), Bioassay (B), Vapor (V), Other (OT), Surface Water (SW), Sediment (SED), Sludge (SL), Caulk

Customer Sample ID	Matrix *	Comp / Grab	Collected (or Composite Start) Date	Collected (or Composite Start) Time	Composite End Date	Composite End Time	Res. CL2	Number & Type of Containers Plastic	Number & Type of Containers Glass	App III/IV Metals + Na, K, Mg	Cl, F, SO4 (EPA 300.0)	TDS (SM 2540C)	RAD SW846 9315/8320	Alkalinity (SM2320B)						Sample Comment	Preservation non-conformance identified for sample
Specify Container Size **										3	3	2	1	3							
Identify Container Preservative Type***										2	1	1	2	1							
Analysis Requested																					
YAT-YAMW-2	WG	G						7		X	X	X	X	X						See Remarks	
YAT-YAMW-3	WG	G						7		X	X	X	X	X						See Remarks	
YAT-YAMW-4	WG	G						7		X	X	X	X	X						See Remarks	
YAT-YAMW-5	WG	G						7		X	X	X	X	X						See Remarks	
YAT-PZ-37	WG	G						7		X	X	X	X	X						See Remarks	
YAT-PZ-35	WG	G						7		X	X	X	X	X						See Remarks	
YAT-PZ-37D	WG	G						7		X	X	X	X	X						See Remarks	
YAT-PZ-51	WG	G	2/18/26	1645				7		X	X	X	X	X						See Remarks	
YAT-PZ-52D	WG	G						7		X	X	X	X	X						See Remarks	
YAT-YGWC-50	WG	G						7		X	X	X	X	X						See Remarks	

**Container Size: (1) 1L, (2) 500mL, (3) 250mL, (4) 125mL, (5) 100mL, (6) 40mL vial, (7) EnCore, (8) TerraCore, (9) Other

*** Preservative Types: (1) None, (2) HNO3, (3) H2SO4, (4) HCl, (5) NaOH, (6) Zn Acetate, (7) NaHSO4, (8) Sod. Thiosulfate, (9) Ascorbic Acid, (10) MeOH, (11) Other

Lab Use Only: Proj. Mgr: Bonnie Vang; AcctNum / Client ID:; Table #:; Profile / Template: 16561; Prelog / Bottle Ord. ID:

Customer Remarks / Special Conditions / Possible Hazards:
App III Metals: 6020B: B; 6010D: Ca
App IV: Metals 6020B: Sb, As, Ba, Be, Cd, Cr, Co, Pb, Li, Mo, Se, Tl; 7040A: Hg.
Additional metals (6010D): Na, K, Mg; For Alkalinity: report total, carbonate, and bicarbonate

Collected By:
Printed Name: (Arcadis) - Jessica Ware
Signature: (Arcadis) -

Additional Instructions from Pace®:

Coolers: Thermometer ID: Correction Factor (°C): Obs. Temp. (°C) Corrected Temp. (°C)

Relinquished by/Company: (Signature)	Date/Time:	Received by/Company: (Signature)	Date/Time:
Jessica Ware / Arcadis	2/19/26 0740	Tony Gwinn / Arcadis	2/19/26 0740
Tony Gwinn / Arcadis	2/19/26 0840	Ryan Williams / Pace	2/19/26 0846
Ryan Williams / Pace	2/19/26 135	Chad Hunter 2/19/26	1315
Relinquished by/Company: (Signature)	Date/Time:	Received by/Company: (Signature)	Date/Time:

Tracking Number:

Delivered by: [ ] In-Person [ ] Courier [ ] FedEx [ ] UPS [ ] Other

Page: of

Submitting a sample via this chain of custody constitutes acknowledgment and acceptance of the Pace® Terms and Conditions found at https://www.pacelabs.com/resource-library/resource/pace-terms-and-conditions/

ENV-FRM-CORQ-0019_v01_082123 ©

Pace® Location Requested (City/State):
Pace Analytical Charlotte
9800 Kincey Ave. Suite 100, Huntersville, NC 28078

CHAIN-OF-CUSTODY Analytical Request Document

Chain-of-Custody is a LEGAL DOCUMENT - Complete all relevant fields

LAB USE ONLY- Affix Workorder/Login Label Here

Scan QR Code for instructions

Company Name: Southern Company
Street Address: 241 Ralph McGill Blvd, Atlanta, GA 30308

Contact/Report To: Trey Singleton
Phone #: 205.346.3317
E-Mail: rosingle@southernco.com
Cc E-Mail: Arcadis contacts

Customer Project #: Task No. YAT-CCR-ASSMT-2026S1
Project Name: Georgia Power Yates

Site Collection Info/Facility ID (as applicable):
YAT AP-3, A, B/B', R6

Invoice To:
Invoice E-Mail:
Purchase Order # (if applicable): GPCB2474-0002
Quote #:

Time Zone Collected: [ ] AK [ ] PT [ ] MT [X] CT [ ] ET

County / State origin of sample(s): Georgia

Data Deliverables:
[X] Level II [ ] Level III [ ] Level IV
[X] EQUIS
[ ] Other

Regulatory Program (DW, RCRA, etc.) as applicable:

Rush (Pre-approval required):
[ ] 2 Day [ ] 3 day [ ] 5 day [ ] Other

Date Results Requested:

DW PWSID # or WW Permit # as applicable:

Field Filtered (if applicable): [ ] Yes [X] No

Analysis:

* Matrix Codes (Insert in Matrix box below): Drinking Water (DW), Ground Water (GW), Waste Water (WW), Product (P), Soil/Solid (SS), Oil (OL), Wipe (WP), Tissue (TS), Bioassay (B), Vapor (V), Other (OT), Surface Water (SW), Sediment (SED), Sludge (SL), Caulk

Specify Container Size **: 3 | 3 | 2 | 1 | 3

Identify Container Preservative Type***: 2 | 1 | 1 | 2 | 1

**Container Size: (1) 1L, (2) 500mL, (3) 250mL, (4) 125mL, (5) 100mL, (6) 40mL vial, (7) EnCore, (8) TerraCore, (9) Other

*** Preservative Types: (1) None, (2) HNO3, (3) H2SO4, (4) HCl, (5) NaOH, (6) Zn Acetate, (7) NaHSO4, (8) Sod. Thiosulfate, (9) Ascorbic Acid, (10) MeOH, (11) Other

Lab Use Only: Proj. Mgr: Bonnie Vang; AcctNum / Client ID:; Table #:; Profile / Template: 16561; Prelog / Bottle Ord. ID:

Customer Sample ID	Matrix *	Comp / Grab	Collected (or Composite Start) Date	Collected (or Composite Start) Time	Composite End Date	Composite End Time	Res. CL2	Number & Type of Containers Plastic	Number & Type of Containers Glass	App III/IV Metals + Na, K, Mg	Cl, F, SO4 (EPA 300.0)	TDS (SM 2540C)	RAD SW846 9315/8320	Alkalinity (SM2320B)	Sample Comment	Preservation non-conformance identified for sample:
YAT-AMA-R6-EB-1	WG	G						7		X	X	X	X	X	See Remarks	
YAT-AMA-R6-FB-1	WG	G	2/18/26	1040				7		X	X	X	X	X	See Remarks	
YAT-YGWC-24SB	WG	G						7		X	X	X	X	X	See Remarks	
YAT-PZ-55	WG	G						7		X	X	X	X	X	See Remarks	
YAT-~~YGWC~~PZ-54D	WG	G	2/18/26	0930				7		X	X	X	X	X	See Remarks	
YAT-AMA-R6-FD-2	WG	G						7		X	X	X	X	X	See Remarks	

Customer Remarks / Special Conditions / Possible Hazards:
App III Metals: 6020B: B; 6010D: Ca
App IV: Metals 6020B: Sb, As, Ba, Be, Cd, Cr, Co, Pb, Li, Mo, Se, Tl; 7040A: Hg.
Additional metals (6010D): Na, K, Mg; For Alkalinity: report total, carbonate, and bicarbonate

Collected By:
Printed Name: (Arcadis) - Perry Studebaker
Signature: (Arcadis) -

Additional Instructions from Pace®:

Coolers: Thermometer ID: Correction Factor (°C): Obs. Temp. (°C) Corrected Temp. (°C)

Relinquished by/Company: (Signature)	Date/Time:	Received by/Company: (Signature)	Date/Time:
Arcadis	2/19/26 0840	Lyan William / Pace	2/19/26 0840
Lyan William / Pace	2/19/26 1315	Charles Hale	2/19/26 1315

Tracking Number:

Delivered by: [ ] In-Person [ ] Courier [ ] FedEX [ ] UPS [ ] Other

Page: of

Submitting a sample via this chain of custody constitutes acknowledgment and acceptance of the Pace® Terms and Conditions found at https://www.pacelabs.com/resource-library/resource/pace-terms-and-conditions/

ENV-FRM-CORO-0019_v01_082123 ©

Pace® Location Requested (City/State): Pace Analytical Charlotte, 9800 Kincey Ave., Suite 100, Huntersville, NC 28078

CHAIN-OF-CUSTODY Analytical Request Document

Chain-of-Custody is a LEGAL DOCUMENT - Complete all relevant fields

LAB USE ONLY- Affix Workorder/Login Label Here

Scan QR Code for instructions

Company Name: Southern Company
Street Address: 241 Ralph McGill Blvd, Atlanta, GA 30308

Contact/Report To: Trey Singleton
Phone #: 205.346.3317
E-Mail: rosingle@southernco.com
Cc E-Mail: Arcadis contacts

Customer Project #: Task No. YAT-CCR-ASSMT-2026S1
Project Name: Georgia Power Yates
Site Collection Info/Facility ID (as applicable): YAT AP-3, A, B/B', R6

Invoice To:
Invoice E-Mail:
Purchase Order # (if applicable): GPC82474-0002
Quote #:

Time Zone Collected: [ ] AK [ ] PT [ ] MT [ ] CT [X] ET

County / State origin of sample(s): Georgia

Data Deliverables: [X] Level II [ ] Level III [ ] Level IV [X] EQUIS [ ] Other_____

Regulatory Program (DW, RCRA, etc.) as applicable:

Rush (Pre-approval required): [ ] 2 Day [ ] 3 day [ ] 5 day [ ] Other_____

Date Results Requested:

DW PWSID # or WW Permit # as applicable:

Field Filtered (if applicable): [ ] Yes [ ] No

Analysis:

* Matrix Codes (insert in Matrix box below): Drinking Water (DW), Ground Water (GW), Waste Water (WW), Product (P), Soil/Solid (SS), Oil (OL), Wipe (WP), Tissue (TS), Bioassay (B), Vapor (V), Other (OT), Surface Water (SW), Sediment (SED), Sludge (SL), Caulk

Specify Container Size **: 3 3 2 1 3

Identify Container Preservative Type***: 2 1 1 2 1

Analysis Requested

**Container Size: (1) 1L, (2) 500mL, (3) 250mL, (4) 125mL, (5) 100mL, (6) 40mL vial, (7) EnCore, (8) TerraCore, (9) Other

*** Preservative Types: (1) None, (2) HNO3, (3) H2SO4, (4) HCl, (5) NaOH, (6) Zn Acetate, (7) NaHSO4, (8) Sod. Thiosulfate, (9) Ascorbic Acid, (10) MeOH, (11) Other

Lab Use Only: Proj. Mgr.: Bonnie Vang; AcctNum / Client ID:; Table #:; Profile / Template: 16561; Prelog / Bottle Ord. ID:

Customer Sample ID	Matrix *	Comp / Grab	Collected (or Composite Start) Date	Collected (or Composite Start) Time	Composite End Date	Composite End Time	Res. CL2	Number & Type of Containers Plastic	Number & Type of Containers Glass	App III/IV Metals + Na, K, Mg	Cl, F, SO4 (EPA 300.0)	TDS (SM 2540C)	RAD SW846 9315/8320	Alkalinity (SM2320B)	Sample Comment	Preservation non-conformance identified for sample
YAT-YGWC-23S	WG	G						7		X	X	X	X	X	See Remarks	
YAT-YAMW-1	WG	G						7		X	X	X	X	X	See Remarks	
YAT-AMA-R6-FD-1	WG	G						7		X	X	X	X	X	See Remarks	
YAT-YGWC-36A	WG	G						7		X	X	X	X	X	See Remarks	
YAT-YGWC-49	WG	G						7		X	X	X	X	X	See Remarks	
YAT-YGWC-38	WG	G	2/18/26	1555				7		X	X	X	X	X	See Remarks	
YAT-YGWC-24SB	WG	G						7		X	X	X	X	X	See Remarks	
YAT-YGWC-41	WG	G						7		X	X	X	X	X	See Remarks	
YAT-YGWC-42	WG	G						7		X	X	X	X	X	See Remarks	
YAT-YGWC-43	WG	G						7		X	X	X	X	X	See Remarks	

Customer Remarks / Special Conditions / Possible Hazards:
App III Metals: 6020B: B; 6010D: Ca
App IV: Metals 6020B: Sb, As, Ba, Be, Cd, Cr, Co, Pb, Li, Mo, Se, Tl; 7040A: Hg.
Additional metals (6010D): Na, K, Mg; For Alkalinity: report total, carbonate, and bicarbonate

Collected By:
Printed Name: (Arcadis) - Jake Swanson
Signature: (Arcadis) -

Additional Instructions from Pace®:

Coolers: Thermometer ID: Correction Factor (°C): Obs. Temp. (°C) Corrected Temp. (°C)

Relinquished by/Company: (Signature)	Date/Time:	Received by/Company: (Signature)	Date/Time:
Arcadis	2/18/26 1830	Arcadis	2/18/26 1830
Arcadis	2/19/26 0840	Pace	2/19/26 0840
Pace	2/19/26 1315		2/19/26 1315

Tracking Number:

Delivered by: [ ] In-Person [ ] Courier [ ] FedEX [ ] UPS [ ] Other

Page: of

Submitting a sample via this chain of custody constitutes acknowledgment and acceptance of the Pace® Terms and Conditions found at https://www.pacelabs.com/resource-library/resource/pace-terms-and-conditions/

ENV-FRM-CORQ-0019_v01_082123 ©

Pace® Location Requested (City/State): Pace Analytical Charlotte, 9800 Kinsey Ave. Suite 100, Huntersville, NC 28078

CHAIN-OF-CUSTODY Analytical Request Document

Chain-of-Custody is a LEGAL DOCUMENT - Complete all relevant fields

LAB USE ONLY- Affix Workorder/Login Label Here

Scan QR Code for instructions

Company Name: Southern Company
Street Address: 241 Ralph McGill Blvd, Atlanta, GA 30308

Contact/Report To: Trey Singleton
Phone #: 205.346.3317
E-Mail: rosingle@southernco.com
Cc E-Mail: Arcadis contacts

Customer Project #: Task No. YAT-CCR-ASSMT-202651
Project Name: Georgia Power Yates

Invoice To:
Invoice E-Mail:
Purchase Order # (if applicable): GPC82474-0002
Quote #:

Site Collection Info/Facility ID (as applicable): YAT AP-3, A, B/B', R6

Time Zone Collected: [ ] AK [ ] PT [ ] MT [ ] CT [X] ET

County / State origin of sample(s): Georgia

Data Deliverables: [X] Level II [ ] Level III [ ] Level IV [X] EQUIS [ ] Other

Regulatory Program (DW, RCRA, etc.) as applicable:

Rush (Pre-approval required): [ ] 2 Day [ ] 3 day [ ] 5 day [ ] Other

Date Results Requested:

DW PWSID # or WW Permit # as applicable:

Field Filtered (if applicable): [ ] Yes [ ] No

Analysis:

* Matrix Codes (Insert in Matrix box below): Drinking Water (DW), Ground Water (GW), Waste Water (WW), Product (P), Soil/Solid (SS), Oil (OL), Wipe (WP), Tissue (TS), Bioassay (B), Vapor (V), Other (OT), Surface Water (SW), Sediment (SED), Sludge (SL), Caulk

Specify Container Size **: 3 3 2 1 3

Identify Container Preservative Type ***: 2 1 1 2 1

**Container Size: (1) 1L, (2) 500mL, (3) 250mL, (4) 125mL, (5) 100mL, (6) 40mL vial, (7) EnCore, (8) TerraCore, (9) Other

*** Preservative Types: (1) None, (2) HNO3, (3) H2SO4, (4) HCl, (5) NaOH, (6) Zn Acetate, (7) NaHSO4, (8) Sod. Thiosulfate, (9) Ascorbic Acid, (10) MeOH, (11) Other

Proj. Mgr: Bonnie Vang
AcctNum / Client ID:
Table #:
Profile / Template: 16561
Prelog / Bottle Ord. ID:

Customer Sample ID	Matrix *	Comp / Grab	Collected (or Composite Start) Date	Collected (or Composite Start) Time	Composite End Date	Composite End Time	Res. Cl2	Number & Type of Containers Plastic	Number & Type of Containers Glass	App III/IV Metals + Na, K, Mg	Cl, F, SO4 (EPA 300.0)	TDS (SM 2540C)	RAD SW846 9315/8320	Alkalinity (SM2320B)	Sample Comment	Preservation non conformance identified for sample:
YAT-YAMW-2	WG	G						7		X	X	X	X	X	See Remarks	
YAT-YAMW-3	WG	G						7		X	X	X	X	X	See Remarks	
YAT-YAMW-4	WG	G						7		X	X	X	X	X	See Remarks	
YAT-YAMW-5	WG	G						7		X	X	X	X	X	See Remarks	
YAT-PZ-37	WG	G	2/18/26	1340				7		X	X	X	X	X	See Remarks	
YAT-PZ-35	WG	G						7		X	X	X	X	X	See Remarks	
YAT-PZ-37D	WG	G	2/18/26	1210				7		X	X	X	X	X	See Remarks	
YAT-PZ-51	WG	G						7		X	X	X	X	X	See Remarks	
YAT-PZ-52D	WG	G	2/18/26	1005				7		X	X	X	X	X	See Remarks	
YAT-YGWC-50	WG	G						7		X	X	X	X	X	See Remarks	

Customer Remarks / Special Conditions / Possible Hazards:
App III Metals: 6020B: B; 6010D: Ca
App IV: Metals 6020B: Sb, As, Ba, Be, Cd, Cr, Co, Pb, Li, Mo, Se, Tl; 7040A: Hg.
Additional metals (6010D): Na, K, Mg; For Alkalinity: report total, carbonate, and bicarbonate

Collected By:
Printed Name: (Arcadis) - Jake Swanson
Signature: (Arcadis) -

Additional Instructions from Pace®:
Coolers: Thermometer ID: Correction Factor (°C): Obs. Temp. (°C) Corrected Temp. (°C)

Relinquished by/Company: (Signature)	Date/Time	Received by/Company: (Signature)	Date/Time	Tracking Number:
	2/18/26 1830	Arcadis	2/18/26 1830	
Arcadis	2/19/26 0840	Pace	2/19/26 0840	Delivered by: [ ] In-Person [ ] Courier
Pace	2/19/26 1315		2/19/26 1315	[ ] FedEx [ ] UPS [ ] Other
				Page: of

Submitting a sample via this chain of custody constitutes acknowledgment and acceptance of the Pace® Terms and Conditions found at https://www.pacelabs.com/resource-library/resource/pace-terms-and-conditions/

ENV-FRM-CORQ-0019_v01_082123

Pace® Pace* Location Requested (City/State): Pace Analytical Charlotte 9800 Kincey Ave. Suite 100, Huntersville, NC 28078

CHAIN-OF-CUSTODY Analytical Request Document

Chain-of-Custody is a LEGAL DOCUMENT - Complete all relevant fields

LAB USE ONLY- Affix Workorder/Login Label Here

Scan QR Code for instructions

Company Name:	Southern Company	Contact/Report To:	Trey Singleton
Street Address:	241 Ralph McGill Blvd, Atlanta, GA 30308	Phone #:	205.346.3317
		E-Mail:	rosingle@southernco.com
		Cc E-Mail:	Arcadis contacts
Customer Project #:	Task No. YAT-CCR-ASSMT-202651	Invoice To:	
Project Name:	Georgia Power Yates	Invoice E-Mail:	
Site Collection Info/Facility ID (as applicable):	YAT AP-3, A, B/B', 96	Purchase Order # (if applicable):	GPC82474-0002
		Quote #:	
Time Zone Collected:	[ ] AK [ ] PT [ ] MT [ ] CT [X] ET	County / State origin of sample(s):	Georgia

Data Deliverables: [X] Level II [ ] Level III [ ] Level IV [X] EQUIS [ ] Other_____

Regulatory Program (DW, RCRA, etc.) as applicable:

Rush (Pre-approval required): [ ] 2 Day [ ] 3 day [ ] 5 day [ ] Other_____

Date Results Requested:

DW PWSID # or WW Permit # as applicable:

Field Filtered (if applicable): [ ] Yes [ ] No

Analysis:

* Matrix Codes (Insert in Matrix box below): Drinking Water (DW), Ground Water (GW), Waste Water (WW), Product (P), Soil/Solid (SS), Oil (OL), Wipe (WP), Tissue (TS), Bioassay (B), Vapor (V), Other (OT), Surface Water (SW),Sediment (SED), Sludge (SL), Caulk

Specify Container Size **: 3 3 2 1 3

Identify Container Preservative Type***: 2 1 1 2 1

Analysis Requested

**Container Size: (1) 1L, (2) 500mL, (3) 250mL, (4) 125mL, (5) 100mL, (6) 40mL vial, (7) EnCore, (8) TerraCore, (9) Other

*** Preservative Types: (1) None, (2) HNO3, (3) H2SO4, (4) HCl, (5) NaOH, (6) Zn Acetate, (7) Na2SO4, (8) Sod. Thiosulfate, (9) Ascorbic Acid, (10) MeOH, (11) Other

Customer Sample ID	Matrix *	Comp / Grab	Collected (or Composite Start) Date	Collected (or Composite Start) Time	Composite End Date	Composite End Time	Res. CL2	Number & Type of Containers Plastic	Number & Type of Containers Glass	App III/IV Metals + Na, K, Mg	Cl, F, SO4 (EPA 300.0)	TDS (SM 2540C)	RAD SW846 9315/8320	Alkalinity (SM2320B)	Sample Comment	Preservation non-conformance identified for sample.
YAT-AMA-R6-EB-1	WG	G						7		X	X	X	X	X	See Remarks	
YAT-AMA-R6-FB-1	WG	G						7		X	X	X	X	X	See Remarks	
YAT-YGWC-24SB	WG	G						7		X	X	X	X	X	See Remarks	
YAT-PZ-55	WG	G						7		X	X	X	X	X	See Remarks	
YAT-YGWC-PZ-54D	WG	G						7		X	X	X	X	X	See Remarks	
YAT-AMA-R6-FD-2	WG	G	2/18/26	—				7		X	X	X	X	X	See Remarks	

Lab Use Only: Proj. Mgr: Bonnie Vang; AcctNum / Client ID; Table #; Profile / Template: 16561; Prelog / Bottle Ord. ID:

Customer Remarks / Special Conditions / Possible Hazards:
App III Metals: 6020B: B; 6010D: Ca
App IV: Metals 6020B: Sb, As, Ba, Be, Cd, Cr, Co, Pb, Li, Mo, Se, Tl; 7040A: Hg.
Additional metals (6010D): Na, K, Mg; For Alkalinity: report total, carbonate, and bicarbonate

Collected By:
Printed Name: (Arcadis) - Jake Swanson
Signature: (Arcadis) -

Additional Instructions from Pace*:

Coolers: Thermometer ID: Correction Factor (°C): Obs. Temp. (°C) Corrected Temp. (°C)

Relinquished by/Company: (Signature)	Date/Time:	Received by/Company: (Signature)	Date/Time:
/ Arcadis	2/18/26 1830	/ Arcadis	2/18/26 1830
/ Arcadis	2/19/26 0840	/ Pace	2/19/26 0840
/ Pace	2/19/26 1315	2/19/26 1315	

Tracking Number:

Delivered by: [ ] In-Person [ ] Courier [ ] FedEX [ ] UPS [ ] Other

Page: of

Submitting a sample via this chain of custody constitutes acknowledgment and acceptance of the Pace* Terms and Conditions found at https://www.pacelabs.com/resource-library/resource/pace-terms-and-conditions/

ENV-FRM-CORO-0019_v01_082123 ©

Pace® Location Requested (City/State):
Pace Analytical Charlotte
9800 Kincey Ave. Suite 100, Huntersville, NC 28078

CHAIN-OF-CUSTODY Analytical Request Document

Chain-of-Custody is a LEGAL DOCUMENT - Complete all relevant fields

LAB USE ONLY- Affix Workorder/Login Label Here

Scan QR Code for instructions

Company Name:	Southern Company	Contact/Report To:	Trey Singleton
Street Address:	241 Ralph McGill Blvd, Atlanta, GA 30308	Phone #:	205.346.3317
		E-Mail:	rosingle@southernco.com
		Cc E-Mail:	Arcadis contacts
Customer Project #:	Task No. YAT-CCR-ASSMT-2026S1	Invoice To:	
Project Name:	Georgia Power Yates	Invoice E-Mail:	
Site Collection Info/Facility ID (as applicable): YAT AP-3, A, B/B', R6		Purchase Order # (if applicable):	GPC82474-0002
		Quote #:	

Time Zone Collected: [ ] AK [ ] PT [ ] MT [ ] CT [X] ET

County / State origin of sample(s): Georgia

Data Deliverables:
[X] Level II [ ] Level III [ ] Level IV
[X] EQUIS
[ ] Other _____

Regulatory Program (DW, RCRA, etc.) as applicable:

Rush (Pre-approval required):
[ ] 2 Day [ ] 3 day [ ] 5 day [ ] Other_____

Date Results Requested:

DW PWSID # or WW Permit # as applicable:

Field Filtered (if applicable): [ ] Yes [X] No
Analysis:

* Matrix Codes (insert in Matrix box below): Drinking Water (DW), Ground Water (GW), Waste Water (WW), Product (P), Soil/Solid (SS), Oil (OL), Wipe (WP), Tissue (TS), Bioassay (B), Vapor (V), Other (OT), Surface Water (SW),Sediment (SED), Sludge (SL), Caulk

Specify Container Size **	3	3	2	1	3				
Identify Container Preservative Type***	2	1	1	2	1				
Analysis Requested	App III/IV Metals + Na, K, Mg	Cl, F, SO4 (EPA 300.0)	TDS (SM 2540C)	RAD SW846 9315/8320	Alkalinity (SM2320B)				

**Container Size: (1) 1L, (2) 500mL, (3) 250mL, (4) 125mL, (5) 100mL, (6) 40mL vial, (7) EnCore, (8) TerraCore, (9) Other

*** Preservative Types: (1) None, (2) HNO3, (3) H2SO4, (4) HCl, (5) NaOH, (6) Zn Acetate, (7) NaHSO4, (8) Sod. Thiosulfate, (9) Ascorbic Acid, (10) MeOH, (11) Other

Lab Use Only:
Proj. Mgr: Bonnie Vang
AcctNum / Client ID:
Table #:
Profile / Template: 16561
Prelog / Bottle Ord. ID:

Customer Sample ID	Matrix *	Comp / Grab	Collected (or Composite Start) Date	Collected (or Composite Start) Time	Composite End Date	Composite End Time	Res. CL2	Number & Type of Containers Plastic	Number & Type of Containers Glass	App III/IV Metals + Na, K, Mg	Cl, F, SO4 (EPA 300.0)	TDS (SM 2540C)	RAD SW846 9315/8320	Alkalinity (SM2320B)	Sample Comment	Preservation non-conformance identified for sample.
YAT-YGWC-23S	WG	G						7		X	X	X	X	X	See Remarks	
YAT-YAMW-1	WG	G						7		X	X	X	X	X	See Remarks	
YAT-AMA-R6-FD-1	WG	G						7		X	X	X	X	X	See Remarks	
YAT-YGWC-36A	WG	G						7		X	X	X	X	X	See Remarks	
YAT-YGWC-49	WG	G						7		X	X	X	X	X	See Remarks	
YAT-YGWC-38	WG	G						7		X	X	X	X	X	See Remarks	
YAT-YGWC-24SB	WG	G						7		X	X	X	X	X	See Remarks	
YAT-YGWC-41	WG	G	2/19/26	0845	—	—		7		X	X	X	X	X	See Remarks	
YAT-YGWC-42	WG	G						7		X	X	X	X	X	See Remarks	
YAT-YGWC-43	WG	G						7		X	X	X	X	X	See Remarks	

Customer Remarks / Special Conditions / Possible Hazards:
App III Metals: 6020B: B; 6010D: Ca
App IV: Metals 6020B: Sb, As, Ba, Be, Cd, Cr, Co, Pb, Li, Mo, Se, Tl; 7040A: Hg.
Additional metals (6010D): Na, K, Mg; For Alkalinity: report total, carbonate, and bicarbonate

Collected By:
Printed Name: (Arcadis) David Prouty
Signature: (Arcadis)

Additional Instructions from Pace®:

# Coolers:	Thermometer ID:	Correction Factor (°C):	Obs. Temp. (°C)	Corrected Temp. (°C)

Relinquished by/Company: (Signature)	Date/Time:	Received by/Company: (Signature)	Date/Time:
David Prouty	2/20/26 1220	[signature]	2/20/26
[signature]	2/20/26		
Relinquished by/Company: (Signature)	Date/Time:	Received by/Company: (Signature)	Date/Time:
Relinquished by/Company: (Signature)	Date/Time:	Received by/Company: (Signature)	Date/Time:

Tracking Number:

Delivered by: [ ] In-Person [ ] Courier [ ] FedEX [ ] UPS [ ] Other

Page: of

Submitting a sample via this chain of custody constitutes acknowledgment and acceptance of the Pace® Terms and Conditions found at https://www.pacelabs.com/resource-library/resource/pace-terms-and-conditions/

ENV-FRM-CORQ-0019_v01_0B2123

Pace® Location Requested (City/State):
Pace Analytical Charlotte
9800 Kincey Ave Suite 100, Huntersville, NC 28078

CHAIN-OF-CUSTODY Analytical Request Document

Chain-of-Custody is a LEGAL DOCUMENT - Complete all relevant fields

LAB USE ONLY- Affix Workorder/Login Label Here

Scan QR Code for instructions

Company Name: Southern Company
Street Address: 241 Ralph McGill Blvd, Atlanta, GA 30308

Contact/Report To: Trey Singleton
Phone #: 205.346.3317
E-Mail: rosingle@southernco.com
Cc E-Mail: Arcadis contacts

Customer Project #: Task No. YAT-CCR-ASSMT-2026S1
Project Name: Georgia Power Yates

Invoice To:
Invoice E-Mail:

Site Collection Info/Facility ID (as applicable):
YAT AP-3, A, B/B', R6

Purchase Order # (if applicable): GPC82474-0002
Quote #:

Time Zone Collected: [ ] AK [ ] PT [ ] MT [ ] CT [X] ET

County / State origin of sample(s): Georgia

Data Deliverables:
[X] Level II [ ] Level III [ ] Level IV
[X] EQUIS
[ ] Other_____

Regulatory Program (DW, RCRA, etc.) as applicable:

Rush (Pre-approval required):
[ ] 2 Day [ ] 3 day [ ] 5 day [ ] Other_____
Date Results Requested:

DW PWSID # or WW Permit # as applicable:
Field Filtered (if applicable): [ ] Yes [X] No
Analysis:

* Matrix Codes (Insert in Matrix box below): Drinking Water (DW), Ground Water (GW), Waste Water (WW), Product (P), Soil/Solid (SS), Oil (OL), Wipe (WP), Tissue (TS), Bioassay (B), Vapor (V), Other (OT), Surface Water (SW), Sediment (SED), Sludge (SL), Caulk

Specify Container Size **: 3 3 2 1 3
Identify Container Preservative Type***: 2 1 1 2 1

**Container Size: (1) 1L, (2) 500mL, (3) 250mL, (4) 125mL, (5) 100mL, (6) 40mL vial, (7) EnCore, (8) TerraCore, (9) Other

*** Preservative Types: (1) None, (2) HNO3, (3) H2SO4, (4) HCl, (5) NaOH, (6) Zn Acetate, (7) Na2SO4, (8) Sod. Thiosulfate, (9) Ascorbic Acid, (10) MeOH, (11) Other

Lab Use Only: Proj. Mgr: Bonnie Vang; AcctNum / Client ID:; Table #:; Profile / Template: 16561; Prelog / Bottle Ord. ID:

Customer Sample ID	Matrix *	Comp / Grab	Collected (or Composite Start) Date	Collected (or Composite Start) Time	Composite End Date	Composite End Time	Res. CL2	Number & Type of Containers Plastic	Number & Type of Containers Glass	App III/IV Metals + Na, K, Mg	Cl, F, SO4 (EPA 300.0)	TDS (SM 2540C)	RAD SW846 9315/8320	Alkalinity (SM2320B)						Sample Comment	Preservation non-conformance identified for sample
YAT-YAMW-2	WG	G	2/19/26	1645	—	—		7		X	X	X	X	X						See Remarks	
YAT-YAMW-3	WG	G						7		X	X	X	X	X						See Remarks	
YAT-YAMW-4	WG	G	2/19/26	1025	—	—		7		X	X	X	X	X						See Remarks	
YAT-YAMW-5	WG	G						7		X	X	X	X	X						See Remarks	
YAT-PZ-37	WG	G						7		X	X	X	X	X						See Remarks	
YAT-PZ-35	WG	G						7		X	X	X	X	X						See Remarks	
YAT-PZ-37D	WG	G						7		X	X	X	X	X						See Remarks	
YAT-PZ-51	WG	G						7		X	X	X	X	X						See Remarks	
YAT-PZ-52D	WG	G						7		X	X	X	X	X						See Remarks	
YAT-YGWC-50	WG	G						7		X	X	X	X	X						See Remarks	

Customer Remarks / Special Conditions / Possible Hazards:
App III Metals: 6020B: B; 6010D: Ca
App IV: Metals 6020B: Sb, As, Ba, Be, Cd, Cr, Co, Pb, Li, Mo, Se, Tl; 7040A: Hg.
Additional metals (6010D): Na, K, Mg; For Alkalinity: report total, carbonate, and bicarbonate

Collected By:
Printed Name: (Arcadis) David Prouty
Signature: (Arcadis):

Additional Instructions from Pace®:

Coolers: Thermometer ID: Correction Factor (°C): Obs. Temp. (°C) Corrected Temp. (°C)

Relinquished by/Company: (Signature)	Date/Time:	Received by/Company: (Signature)	Date/Time:
	2/20/26 1230		2/20/26 1230
Relinquished by/Company: (Signature)	Date/Time:	Received by/Company: (Signature)	Date/Time:
Relinquished by/Company: (Signature)	Date/Time:	Received by/Company: (Signature)	Date/Time:
Relinquished by/Company: (Signature)	Date/Time:	Received by/Company: (Signature)	Date/Time:

Tracking Number:

Delivered by: [ ] In-Person [ ] Courier [ ] FedEX [ ] UPS [ ] Other

Page: of

Submitting a sample via this chain of custody constitutes acknowledgment and acceptance of the Pace® Terms and Conditions found at https://www.pacelabs.com/resource-library/resource/pace-terms-and-conditions/

ENV-FRM-CORQ-0019_v01_082123 ©

Pace® Location Requested (City/State):
Pace Analytical Charlotte
9800 Kincey Ave. Suite 100, Huntersville, NC 28078

CHAIN-OF-CUSTODY Analytical Request Document

Chain-of-Custody is a LEGAL DOCUMENT - Complete all relevant fields

LAB USE ONLY- Affix Workorder/Login Label Here

Scan QR Code for instructions

Company Name: Southern Company
Street Address: 241 Ralph McGill Blvd, Atlanta, GA 30308

Contact/Report To: Trey Singleton
Phone #: 205.346.3317
E-Mail: tosingle@southernco.com
Cc E-Mail: Arcadis contacts

Customer Project #: Task No. YAT-CCR-ASSMT-202651
Project Name: Georgia Power Yates

Invoice To:
Invoice E-Mail:

Site Collection Info/Facility ID (as applicable)
YAT AP-3, A, B/B', R6

Purchase Order # (If applicable): GPC82474-0002
Quote #:

Time Zone Collected: [ ] AK [ ] PT [ ] MT [X] CT [X] ET

County / State origin of sample(s): Georgia

Data Deliverables:
[X] Level II [ ] Level III [ ] Level IV
[X] EQUIS
[ ] Other_____

Regulatory Program (DW, RCRA, etc.) as applicable:

Rush (Pre-approval required):
[ ] 2 Day [ ] 3 day [ ] 5 day [ ] Other_____
Date Results Requested:

DW PWSID # or WW Permit # as applicable:

Field Filtered (if applicable): [ ] Yes [X] No
Analysis:

* Matrix Codes (Insert in Matrix box below): Drinking Water (DW), Ground Water (GW), Waste Water (WW), Product (P), Soil/Solid (SS), Oil (OL), Wipe (WP), Tissue (TS), Bioassay (B), Vapor (V), Other (OT), Surface Water (SW),Sediment (SED), Sludge (SL), Caulk

Specify Container Size **: 3 3 2 1 3
Identify Container Preservative Type***: 2 1 1 2 1

**Container Size: (1) 1L, (2) 500mL, (3) 250mL, (4) 125mL, (5) 100mL, (6) 40mL vial, (7) EnCore, (8) TerraCore, (9) Other

*** Preservative Types: (1) None, (2) HNO3, (3) H2SO4, (4) HCl, (5) NaOH, (6) Zn Acetate, (7) NaHSO4, (8) Sod. Thiosulfate, (9) Ascorbic Acid, (10) MeOH, (11) Other

Analysis Requested

Customer Sample ID	Matrix *	Comp / Grab	Collected (or Composite Start) Date	Collected (or Composite Start) Time	Composite End Date	Composite End Time	Res. CL2	Number & Type of Containers Plastic	Number & Type of Containers Glass	App III/IV Metals + Na, K, Mg	Cl, F, SO4 (EPA 300.0)	TDS (SM 2540C)	RAD SW846 9315/8320	Alkalinity (SM2320B)						Sample Comment	Preservation non-conformance identified for sample.
YAT-YGWC-23S	WG	G						7		X	X	X	X	X						See Remarks	
YAT-YAMW-1	WG	G						7		X	X	X	X	X						See Remarks	
YAT-AMA-R6-FD-1	WG	G						7		X	X	X	X	X						See Remarks	
YAT-YGWC-36A	WG	G						7		X	X	X	X	X						See Remarks	
YAT-YGWC-49	WG	G	2/19/26	1525				7		X	X	X	X	X						See Remarks	
YAT-YGWC-38	WG	G						7		X	X	X	X	X						See Remarks	
YAT-YGWC-24SB	WG	G						7		X	X	X	X	X						See Remarks	
YAT-YGWC-41	WG	G						7		X	X	X	X	X						See Remarks	
YAT-YGWC-42	WG	G						7		X	X	X	X	X						See Remarks	
YAT-YGWC-43	WG	G						7		X	X	X	X	X						See Remarks	

Lab Use Only
Proj. Mgr: Bonnie Vang
AcctNum / Client ID:
Table #:
Profile / Template: 16561
Prelog / Bottle Ord. ID:

Customer Remarks / Special Conditions / Possible Hazards:
App III Metals: 6020B: B; 6010D: Ca
App IV: Metals 6020B: Sb, As, Ba, Be, Cd, Cr, Co, Pb, Li, Mo, Se, Tl; 7040A: Hg.
Additional metals (6010D): Na, K, Mg; For Alkalinity: report total, carbonate, and bicarbonate

Collected By:
Printed Name: (Arcadis) - Perry Studebaker
Signature: (Arcadis) -

Additional Instructions from Pace®:

# Coolers:	Thermometer ID:	Correction Factor (°C):	Obs. Temp (°C)	Corrected Temp (°C)

Relinquished by/Company: (Signature)	Date/Time:	Received by/Company: (Signature)	Date/Time:
Arcadis	2/19/26 1730		2/19/26 1730
	2/20/26 1230		2/20/26 1230

Tracking Number:

Delivered by: [ ] In-Person [ ] Courier [ ] FedEX [ ] UPS [ ] Other

Page: of

Submitting a sample via this chain of custody constitutes acknowledgment and acceptance of the Pace® Terms and Conditions found at https://www.pacelabs.com/resource-library/resource/pace-terms-and-conditions/

ENV-FRM-CORQ-0019_v01_082123 ©

Pace® Location Requested (City/State):
Pace Analytical Charlotte
9800 Kincey Ave. Suite 100, Huntersville, NC 28078

CHAIN-OF-CUSTODY Analytical Request Document

Chain-of-Custody is a LEGAL DOCUMENT - Complete all relevant fields

LAB USE ONLY- Affix Workorder/Login Label Here

Scan QR Code for instructions

Company Name: Southern Company
Street Address: 241 Ralph McGill Blvd, Atlanta, GA 30308

Contact/Report To: Trey Singleton
Phone #: 205.346.3317
E-Mail: rosingle@southernco.com
Cc E-Mail: Arcadis contacts

Customer Project #: Task No. YAT-CCR-ASSMT-202651
Project Name: Georgia Power Yates

Invoice To:
Invoice E-Mail:

Site Collection Info/Facility ID (as applicable): YAT AP-3, A, B/B', R6

Purchase Order # (If applicable): GPC82474-0002
Quote #:

Time Zone Collected: [ ] AK [ ] PT [ ] MT [ ] CT [X] ET

County / State origin of sample(s): Georgia

Data Deliverables:
[X] Level II [ ] Level III [ ] Level IV
[X] EQUIS
[ ] Other_____

Regulatory Program (DW, RCRA, etc.) as applicable:

Rush (Pre-approval required): [ ] 2 Day [ ] 3 day [ ] 5 day [ ] Other_____
Date Results Requested:

DW PWSID # or WW Permit # as applicable:
Field Filtered (if applicable): [ ] Yes [X] No
Analysis:

* Matrix Codes (Insert in Matrix box below): Drinking Water (DW), Ground Water (GW), Waste Water (WW), Product (P), Soil/Solid (SS), Oil (OL), Wipe (WP), Tissue (TS), Bioassay (B), Vapor (V), Other (OT), Surface Water (SW), Sediment (SED), Sludge (SL), Caulk

Specify Container Size **: 3 3 2 1 3
Identify Container Preservative Type***: 2 1 1 2 1

**Container Size: (1) 1L, (2) 500mL, (3) 250mL, (4) 125mL, (5) 100mL, (6) 40mL vial, (7) EnCore, (8) TerraCore, (9) Other
*** Preservative Types: (1) None, (2) HNO3, (3) H2SO4, (4) HCl, (5) NaOH, (6) Zn Acetate, (7) NaHSO4, (8) Sod. Thiosulfate, (9) Ascorbic Acid, (10) MeOH, (11) Other

Analysis Requested

Customer Sample ID	Matrix *	Comp / Grab	Collected (or Composite Start) Date	Collected (or Composite Start) Time	Composite End Date	Composite End Time	Res. CL2	Number & Type of Containers Plastic	Number & Type of Containers Glass	App III/IV Metals + Na, K, Mg	Cl, F, SO4 (EPA 300.0)	TDS (SM 2540C)	RAD SW846 9315/8320	Alkalinity (SM2320B)						Sample Comment	Preservation non-conformance identified for sample.
YAT-YGWC-23S	WG	G						7		X	X	X	X	X						See Remarks	
YAT-YAMW-1	WG	G						7		X	X	X	X	X						See Remarks	
YAT-AMA-R6-FD-1	WG	G						7		X	X	X	X	X						See Remarks	
YAT-YGWC-36A	WG	G						7		X	X	X	X	X						See Remarks	
YAT-YGWC-49	WG	G						7		X	X	X	X	X						See Remarks	
YAT-YGWC-38	WG	G						7		X	X	X	X	X						See Remarks	
YAT-YGWC-24SB	WG	G						7		X	X	X	X	X						See Remarks	
YAT-YGWC-41	WG	G						7		X	X	X	X	X						See Remarks	
YAT-YGWC-42	WG	G	2/19/26	1225				7		X	X	X	X	X						See Remarks	
YAT-YGWC-43	WG	G						7		X	X	X	X	X						See Remarks	

Lab Use Only:
Proj. Mgr: Bonnie Vang
AcctNum / Client ID:
Table #:
Profile / Template: 16561
Prelog / Bottle Ord. ID:

Customer Remarks / Special Conditions / Possible Hazards:
App III Metals: 6020B: B; 6010D: Ca
App IV: Metals 6020B: Sb, As, Ba, Be, Cd, Cr, Co, Pb, Li, Mo, Se, Tl; 7040A: Hg.
Additional metals (6010D): Na, K, Mg; For Alkalinity: report total, carbonate, and bicarbonate

Collected By:
Printed Name: (Arcadis) Jessica Ware
Signature: (Arcadis) Jessica Ware

Additional Instructions from Pace®:

Coolers: Thermometer ID: Correction Factor (°C): Obs. Temp. (°C) Corrected Temp. (°C)

Relinquished by/Company: (Signature)	Date/Time:	Received by/Company: (Signature)	Date/Time:
Jessica Ware	2/19/26 1730	[signature]	2/19/26 1730
[signature]	2/20/26 1230	[signature]	2/20/26 1230

Tracking Number:

Delivered by: [ ] In-Person [ ] Courier [ ] FedEX [ ] UPS [ ] Other

Page: of

Submitting a sample via this chain of custody constitutes acknowledgment and acceptance of the Pace® Terms and Conditions found at https://www.pacelabs.com/resource-library/resource/pace-terms-and-conditions/

ENV-FRM-CORO-0019_v01_082123 ©

Pace® Location Requested (City/State):
Pace Analytical Charlotte
9800 Kincey Ave. Suite 100, Huntersville, NC 28078

CHAIN-OF-CUSTODY Analytical Request Document

Chain-of-Custody is a LEGAL DOCUMENT - Complete all relevant fields

LAB USE ONLY- Affix Workorder/Login Label Here

Scan QR Code for instructions

Company Name: Southern Company
Street Address: 241 Ralph McGill Blvd, Atlanta, GA 30308

Contact/Report To: Trey Singleton
Phone #: 205.346.3317
E-Mail: rosingle@southernco.com
Cc E-Mail: Arcadis contacts

Customer Project #: Task No. YAT-CCR-ASSMT-202651
Project Name: Georgia Power Yates

Invoice To:
Invoice E-Mail:

Site Collection Info/Facility ID (as applicable): YAT AP-3, A, B/B', R6

Purchase Order # (if applicable): GPC82474-0002
Quote #:

Time Zone Collected: [ ] AK [ ] PT [ ] MT [ ] CT [X] ET

County / State origin of sample(s): Georgia

Data Deliverables: [X] Level II [ ] Level III [ ] Level IV [X] EQUIS [ ] Other_____

Regulatory Program (DW, RCRA, etc.) as applicable:

Rush (Pre-approval required): [ ] 2 Day [ ] 3 day [ ] 5 day [ ] Other_____
Date Results Requested:

DW PWSID # or WW Permit # as applicable:
Field Filtered (if applicable): [ ] Yes [X] No
Analysis:

* Matrix Codes (Insert in Matrix box below): Drinking Water (DW), Ground Water (GW), Waste Water (WW), Product (P), Soil/Solid (SS), Oil (OL), Wipe (WP), Tissue (TS), Bioassay (B), Vapor (V), Other (OT), Surface Water (SW), Sediment (SED), Sludge (SL), Caulk

Specify Container Size **: 3 3 2 1 3
Identify Container Preservative Type***: 2 1 1 2 1

**Container Size: (1) 1L, (2) 500mL, (3) 250mL, (4) 125mL, (5) 100mL, (6) 40mL vial, (7) EnCore, (8) TerraCore, (9) Other

*** Preservative Types: (1) None, (2) HNO3, (3) H2SO4, (4) HCl, (5) NaOH, (6) Zn Acetate, (7) NaHSO4, (8) Sod. Thiosulfate, (9) Ascorbic Acid, (10) MeOH, (11) Other

Customer Sample ID	Matrix *	Comp / Grab	Collected (or Composite Start) Date	Collected (or Composite Start) Time	Composite End Date	Composite End Time	Res. CL2	Number & Type of Containers Plastic	Number & Type of Containers Glass	App III/IV Metals + Na, K, Mg	Cl, F, SO4 (EPA 300.0)	TDS (SM 2540C)	RAD SW846 9315/8320	Alkalinity (SM2320B)						Sample Comment	Preservation non-conformance identified for sample
YAT-YAMW-2	WG	G						7		X	X	X	X	X						See Remarks	
YAT-YAMW-3	WG	G	2/19/26	0903	—	—		7		X	X	X	X	X						See Remarks	
YAT-YAMW-4	WG	G						7		X	X	X	X	X						See Remarks	
YAT-YAMW-5	WG	G						7		X	X	X	X	X						See Remarks	
YAT-PZ-37	WG	G						7		X	X	X	X	X						See Remarks	
YAT-PZ-35	WG	G						7		X	X	X	X	X						See Remarks	
YAT-PZ-37D	WG	G						7		X	X	X	X	X						See Remarks	
YAT-PZ-51	WG	G						7		X	X	X	X	X						See Remarks	
YAT-PZ-52D	WG	G						7		X	X	X	X	X						See Remarks	
YAT-YGWC-50	WG	G						7		X	X	X	X	X						See Remarks	

Lab Use Only: Proj. Mgr: Bonnie Vang; AcctNum / Client ID:; Table #:; Profile / Template: 16561; Prelog / Bottle Ord. ID:

Customer Remarks / Special Conditions / Possible Hazards:
App III Metals: 6020B: B; 6010D: Ca
App IV: Metals 6020B: Sb, As, Ba, Be, Cd, Cr, Co, Pb, Li, Mo, Se, Tl; 7040A: Hg.
Additional metals (6010D): Na, K, Mg; For Alkalinity: report total, carbonate, and bicarbonate

Collected By:
Printed Name: (Arcadis) Jessica Ware
Signature: (Arcadis) Jessica Ware

Additional Instructions from Pace®:

Coolers: Thermometer ID: Correction Factor (°C): Obs. Temp. (°C) Corrected Temp. (°C)

Relinquished by/Company: (Signature)	Date/Time:	Received by/Company: (Signature)	Date/Time:
Jessica Ware	2/19/26 1730	[signature]	2/19/26 1730
[signature]	2/20/26 1230	[signature]	2/20/26 1230

Tracking Number:

Delivered by: [ ] In-Person [ ] Courier [ ] FedEX [ ] UPS [ ] Other

Page: of

Submitting a sample via this chain of custody constitutes acknowledgment and acceptance of the Pace® Terms and Conditions found at https://www.pacelabs.com/resource-library/resource/pace-terms-and-conditions/

ENV-FRM-CORQ-0019_v01_082123 ©

Pace®

Pace® Location Requested (City/State):
Pace Analytical Charlotte
9800 Kincey Ave. Suite 100, Huntersville, NC 28078

CHAIN-OF-CUSTODY Analytical Request Document

Chain-of-Custody is a LEGAL DOCUMENT - Complete all relevant fields

LAB USE ONLY- Affix Workorder/Login Label Here

Scan QR Code for instructions

Company Name: Southern Company
Street Address: 241 Ralph McGill Blvd, Atlanta, GA 30308

Contact/Report To: Trey Singleton
Phone #: 205.346.3317
E-Mail: rosingle@southernco.com
Cc E-Mail: Arcadis contacts

Customer Project #: Task No. YAT-CCR-ASSMT-202651
Project Name: Georgia Power Yates

Invoice To:
Invoice E-Mail:

Site Collection Info/Facility ID (as applicable):
YAT AP-3, A, B/B', R6

Purchase Order # (if applicable): GPCB2474-0002
Quote #:

Time Zone Collected: [ ] AK [ ] PT [ ] MT [ ] CT [X] ET

County / State origin of sample(s): Georgia

Data Deliverables:
[X] Level II [ ] Level III [ ] Level IV
[X] EQUIS
[ ] Other

Regulatory Program (DW, RCRA, etc.) as applicable:

Rush (Pre-approval required):
[ ] 2 Day [ ] 3 day [ ] 5 day [ ] Other
Date Results Requested:

DW PWSID # or WW Permit # as applicable:

Field Filtered (if applicable): [ ] Yes [ ] No
Analysis:

Specify Container Size **: 3 3 2 1 3
Identify Container Preservative Type***: 2 1 1 2 1

**Container Size: (1) 1L, (2) 500mL, (3) 250mL, (4) 125mL, (5) 100mL, (6) 40mL vial, (7) EnCore, (8) TerraCore, (9) Other

*** Preservative Types: (1) None, (2) HNO3, (3) H2SO4, (4) HCl, (5) NaOH, (6) Zn Acetate, (7) NaHSO4, (8) Sod. Thiosulfate, (9) Ascorbic Acid, (10) MeOH, (11) Other

Lab Use Only: Proj. Mgr: Bonnie Vang; AcctNum / Client ID:; Table #:; Profile / Template: 16561; Prelog / Bottle Ord. ID:

* Matrix Codes (Insert in Matrix box below): Drinking Water (DW), Ground Water (GW), Waste Water (WW), Product (P), Soil/Solid (SS), Oil (OL), Wipe (WP), Tissue (TS), Bioassay (B), Vapor (V), Other (OT), Surface Water (SW), Sediment (SED), Sludge (SL), Caulk

Customer Sample ID	Matrix *	Comp / Grab	Collected (or Composite Start) Date	Collected (or Composite Start) Time	Composite End Date	Composite End Time	Res. CL2	Number & Type of Containers Plastic	Number & Type of Containers Glass	App III/IV Metals + Na, K, Mg	Cl, F, SO4 (EPA 300.0)	TDS (SM 2540C)	RAD SW846 9315/8320	Alkalinity (SM2320B)	Sample Comment	Preservation non-conformance identified for sample
YAT-YGWC-23S	WG	G	2/19/26	1100				7		X	X	X	X	X	See Remarks	
YAT-YAMW-1	WG	G						7		X	X	X	X	X	See Remarks	
YAT-AMA-R6-FD-1	WG	G						7		X	X	X	X	X	See Remarks	
YAT-YGWC-36A	WG	G						7		X	X	X	X	X	See Remarks	
YAT-YGWC-49	WG	G						7		X	X	X	X	X	See Remarks	
YAT-YGWC-38	WG	G						7		X	X	X	X	X	See Remarks	
YAT-YGWC-24SB	WG	G						7		X	X	X	X	X	See Remarks	
YAT-YGWC-41	WG	G						7		X	X	X	X	X	See Remarks	
YAT-YGWC-42	WG	G						7		X	X	X	X	X	See Remarks	
YAT-YGWC-43	WG	G						7		X	X	X	X	X	See Remarks	

Customer Remarks / Special Conditions / Possible Hazards:
App III Metals: 6020B: B; 6010D: Ca
App IV: Metals 6020B: Sb, As, Ba, Be, Cd, Cr, Co, Pb, Li, Mo, Se, Tl; 7040A: Hg.
Additional metals (6010D): Na, K, Mg; For Alkalinity: report total, carbonate, and bicarbonate

Collected By:
Printed Name: (Arcadis) - Jake Swanson
Signature: (Arcadis) -

Additional Instructions from Pace®:

Coolers: Thermometer ID: Correction Factor (°C): Obs. Temp. (°C) Corrected Temp. (°C)

Relinquished by/Company: (Signature)	Date/Time:	Received by/Company: (Signature)	Date/Time:
Arcadis	2/19/26 1730		2/19/26 1730
	2/20/26 1230		2/20/26 1230

Tracking Number:

Delivered by: [ ] In-Person [ ] Courier [ ] FedEx [ ] UPS [ ] Other

Page: of

Submitting a sample via this chain of custody constitutes acknowledgment and acceptance of the Pace® Terms and Conditions found at https://www.pacelabs.com/resource-library/resource/pace-terms-and-conditions/

ENV-FRM-CORQ-0019_v01_052123

Pace® Location Requested (City/State):
Pace Analytical Charlotte
9800 Kincey Ave. Suite 100, Huntersville, NC 28078

CHAIN-OF-CUSTODY Analytical Request Document

Chain-of-Custody is a LEGAL DOCUMENT - Complete all relevant fields

LAB USE ONLY- Affix Workorder/Login Label Here

Scan QR Code for instructions

Company Name: Southern Company
Street Address: 241 Ralph McGill Blvd, Atlanta, GA 30308

Contact/Report To: Trey Singleton
Phone #: 205 346.3317
E-Mail: rosingle@southernco.com
Cc E-Mail: Arcadis contacts

Customer Project #: Task No. YAT-CCR-ASSMT-202651
Project Name: Georgia Power Yates

Invoice To:
Invoice E-Mail:

Site Collection Info/Facility ID (as applicable):
YAT AP-3, A, B/B', R6

Purchase Order # (if applicable): GPC82474-0002
Quote #:

Time Zone Collected: [ ] AK [ ] PT [ ] MT [ ] CT [X] ET

County / State origin of sample(s): Georgia

Data Deliverables:
[X] Level II [ ] Level III [ ] Level IV
[X] EQUIS
[ ] Other_____

Regulatory Program (DW, RCRA, etc.) as applicable:

Rush (Pre-approval required):
[ ] 2 Day [ ] 3 day [ ] 5 day [ ] Other_____
Date Results Requested:

DW PWSID # or WW Permit # as applicable:

Field Filtered (if applicable): [ ] Yes [ ] No
Analysis:

* Matrix Codes (Insert in Matrix box below): Drinking Water (DW), Ground Water (GW), Waste Water (WW), Product (P), Soil/Solid (SS), Oil (OL), Wipe (WP), Tissue (TS), Bioassay (B), Vapor (V), Other (OT), Surface Water (SW), Sediment (SED), Sludge (SL), Caulk

Specify Container Size **: 3 3 2 1 3

Identify Container Preservative Type***: 2 1 1 2 1

Analysis Requested

Customer Sample ID	Matrix *	Comp / Grab	Collected (or Composite Start) Date	Collected (or Composite Start) Time	Composite End Date	Composite End Time	Res. CL2	Number & Type of Containers Plastic	Number & Type of Containers Glass	App III/IV Metals + Na, K, Mg	Cl, F, SO4 (EPA 300.0)	TDS (SM 2540C)	RAD SW846 9315/8320	Alkalinity (SM2320B)						Sample Comment	Preservation non-conformance identified for sample.
YAT-YAMW-2	WG	G						7		X	X	X	X	X						See Remarks	
YAT-YAMW-3	WG	G						7		X	X	X	X	X						See Remarks	
YAT-YAMW-4	WG	G						7		X	X	X	X	X						See Remarks	
YAT-YAMW-5	WG	G	2/19/26	1855				7		X	X	X	X	X						See Remarks	
YAT-PZ-37	WG	G						7		X	X	X	X	X						See Remarks	
YAT-PZ-35	WG	G						7		X	X	X	X	X						See Remarks	
YAT-PZ-37D	WG	G						7		X	X	X	X	X						See Remarks	
YAT-PZ-51	WG	G						7		X	X	X	X	X						See Remarks	
YAT-PZ-52D	WG	G						7		X	X	X	X	X						See Remarks	
YAT-YGWC-50	WG	G						7		X	X	X	X	X						See Remarks	

Lab Use Only:
Prop. Mgr: Bonnie Vang
AcctNum / Client ID:
Table #:
Profile / Template: 16561
Prelog / Bottle Ord. ID:

**Container Size: (1) 1L, (2) 500mL, (3) 250mL, (4) 125mL, (5) 150mL, (6) 40mL vial, (7) EnCore, (8) TerraCore, (9) Other

*** Preservative Types: (1) None, (2) HNO3, (3) H2SO4, (4) HCl, (5) NaOH, (6) Zn Acetate, (7) NaHSO4, (8) Sod. Thiosulfate, (9) Ascorbic Acid, (10) MeOH, (11) Other

Customer Remarks / Special Conditions / Possible Hazards:
App III Metals: 6020B: B; 6010D: Ca
App IV: Metals 6020B: Sb, As, Ba, Be, Cd, Cr, Co, Pb, Li, Mo, Se, Tl; 7040A: Hg.
Additional metals (6010D): Na, K, Mg; For Alkalinity: report total, carbonate, and bicarbonate

Collected By:
Printed Name: (Arcadis) - Jake Swanson
Signature: (Arcadis) -

Additional Instructions from Pace®:

Coolers: Thermometer ID: Correction Factor (°C): Obs. Temp (°C) Corrected Temp (°C)

Relinquished by/Company: (Signature)	Date/Time	Received by/Company: (Signature)	Date/Time	Tracking Number:
Arcadis	2/19/26 1730		2/19/26 1730	
	2/20/26 1230		2/20/26 1230	Delivered by: [ ] In-Person [ ] Courier
				[ ] FedEX [ ] UPS [ ] Other
				Page: of

Submitting a sample via this chain of custody constitutes acknowledgment and acceptance of the Pace® Terms and Conditions found at https://www.pacelabs.com/resource-library/resource/pace-terms-and-conditions/

ENV-FRM-CORQ-0019_v01_082123

Pace® Location Requested (City/State):
Pace Analytical Charlotte
9800 Kincey Ave Suite 100, Huntersville, NC 28078

CHAIN-OF-CUSTODY Analytical Request Document

Chain-of-Custody is a LEGAL DOCUMENT - Complete all relevant fields

LAB USE ONLY- Affix Workorder/Login Label Here

Scan QR Code for instructions

Company Name:	Southern Company	Contact/Report To:	Trey Singleton
Street Address:	241 Ralph McGill Blvd, Atlanta, GA 30308	Phone #:	205.346.3317
		E-Mail:	rosingle@southernco.com
		Cc E-Mail:	Arcadis contacts
Customer Project #:	Task No. YAT-CCR-ASSMT-2026S1	Invoice To:	
Project Name:	Georgia Power Yates	Invoice E-Mail:	
Site Collection Info/Facility ID (as applicable): YAT AP-3, A, B/B', R6		Purchase Order # (if applicable):	GPC82474-0002
		Quote #:	
Time Zone Collected: [ ] AK [ ] PT [ ] MT [ ] CT [X] ET		County / State origin of sample(s):	Georgia
Data Deliverables: [X] Level II [ ] Level III [ ] Level IV [X] EQUIS [ ] Other_____	Regulatory Program (DW, RCRA, etc.) as applicable:		
	Rush (Pre-approval required): [ ] 2 Day [ ] 3 day [ ] 5 day [ ] Other_____ Date Results Requested:	DW PWSID # or WW Permit # as applicable:	
		Field Filtered (if applicable): [ ] Yes [ ] No Analysis:	

Specify Container Size **: 3 | 3 | 2 | 1 | 3

Identify Container Preservative Type***: 2 | 1 | 1 | 2 | 1

**Container Size: (1) 1L, (2) 500mL, (3) 250mL, (4) 125mL, (5) 100mL, (6) 40mL vial, (7) EnCore, (8) TerraCore, (9) Other

*** Preservative Types: (1) None, (2) HNO3, (3) H2SO4, (4) HCl, (5) NaOH, (6) Zn Acetate, (7) NaHSO4, (8) Sod. Thiosulfate, (9) Ascorbic Acid, (10) MeOH, (11) Other

Lab Use Only: Proj Mgr: Bonnie Vang; AcctNum / Client ID:; Table #:; Profile / Template: 16561; Prelog / Bottle Ord. ID:

* Matrix Codes (Insert in Matrix box below): Drinking Water (DW), Ground Water (GW), Waste Water (WW), Product (P), Soil/Solid (SS), Oil (OL), Wipe (WP), Tissue (TS), Bioassay (B), Vapor (V), Other (OT), Surface Water (SW), Sediment (SED), Sludge (SL), Caulk

Customer Sample ID	Matrix *	Comp / Grab	Collected (or Composite Start) Date	Collected (or Composite Start) Time	Composite End Date	Composite End Time	Res. Cl2	Number & Type of Containers Plastic	Number & Type of Containers Glass	App III/IV Metals + Na, K, Mg	Cl, F, SO4 (EPA 300.0)	TDS (SM 2540C)	RAD SW846 9315/8320	Alkalinity (SM2320B)	Sample Comment	Preservation non-conformance identified for sample
YAT-AMA-R6-EB-1	WG	G	2/19/26	1600	—	—		7		X	X	X	X	X	See Remarks	
YAT-AMA-R6-FB-1	WG	G						7		X	X	X	X	X	See Remarks	
YAT-YGWC-24SB	WG	G						7		X	X	X	X	X	See Remarks	
YAT-PZ-55	WG	G	2/19/26	1355	—	—		7		X	X	X	X	X	See Remarks	
YAT-YGWC-PZ-54D	WG	G						7		X	X	X	X	X	See Remarks	
YAT-AMA-R6-FD-2	WG	G						7		X	X	X	X	X	See Remarks	

Customer Remarks / Special Conditions / Possible Hazards:
App III Metals: 6020B: B; 6010D: Ca
App IV: Metals 6020B: Sb, As, Ba, Be, Cd, Cr, Co, Pb, Li, Mo, Se, Tl; 7040A: Hg.
Additional metals (6010D): Na, K, Mg; For Alkalinity: report total, carbonate, and bicarbonate

Collected By:
Printed Name: (Arcadis) - Vaise Swanson
Signature: (Arcadis) -

Additional Instructions from Pace®:

Coolers: Thermometer ID: Correction Factor (°C): Obs. Temp. (°C) Corrected Temp. (°C)

Relinquished by/Company: (Signature)	Date/Time:	Received by/Company: (Signature)	Date/Time:
Arcadis	2/19/26 1730	[illegible]	2/19/26 1730
[illegible]	2/20/26 1230	[illegible]	2/20/26 1230

Tracking Number:

Delivered by: [ ] In-Person [ ] Courier [ ] FedEx [ ] UPS [ ] Other

Page: of

Submitting a sample via this chain of custody constitutes acknowledgment and acceptance of the Pace® Terms and Conditions found at https://www.pacelabs.com/resource-library/resource/pace-terms-and-conditions/

ENV-FRM-CORQ-0019_v01_082123 ©

Pace® Location Requested (City/State):
Pace Analytical Charlotte
9800 Kincey Ave. Suite 100, Huntersville, NC 28078

CHAIN-OF-CUSTODY Analytical Request Document

Chain-of-Custody is a LEGAL DOCUMENT - Complete all relevant fields

LAB USE ONLY- Affix Workorder/Login Label Here

Scan QR Code for instructions

Company Name: Georgia Power- Yates
Street Address: 241 Ralp McGill Blvd NE
Bin 10160
Atlanta, GA 30308
Customer Project #:
Project Name: Plant Yates- R6
Site Collection Info/Facility ID (as applicable):

Contact/Report To: Trey Singleton
Phone #:
E-Mail: rosingle@southernco.com
Cc E-Mail:

Invoice To: Account Payable
Invoice E-Mail: georgiapowerinvoices@southernco.com
Purchase Order # (if applicable): GPC82474-0010
Quote #:

Time Zone Collected: [ ] AK [ ] PT [ ] MT [Y] CT [ ] ET

County / State origin of sample(s): Georgia

Data Deliverables:
[ ] Level II [ ] Level III [ ] Level IV
[ ] EQUIS
[ ] Other

Regulatory Program (DW, RCRA, etc.) as applicable: Reportable [ ] Yes [ ] No

Rush (Pre-approval required):
[ ] Same Day [ ] 1 Day [ ] 2 Day [ ] 3 Day [ ] Other _____

DW PWSID # or WW Permit # as applicable:

Date Results Requested:

Field Filtered (if applicable): [ ] Yes [X] No
Analysis:

* Matrix Codes (Insert in Matrix box below): Drinking Water (DW), Ground Water (GW), Waste Water (WW), Product (P), Soil/Solid (SS), Oil (OL), Wipe (WP), Tissue (TS), Bioassay (B), Vapor (V), Surface Water (SW), Sediment (SED), Sludge (SL), Caulk (CK), Leachate (LL), Biosolid (BS), Other (OT)

Specify Container Size **
Identify Container Preservative Type***
Analysis Requested

**Container Size: (1) 1L, (2) 500mL, (3) 250mL, (4) 125mL, (5) 100mL, (6) 40mL vial, (7) EnCore, (8) TerraCore, (9) 90mL, (10) Other

*** Preservative Types: (1) None, (2) HNO3, (3) H2SO4, (4) HCl, (5) NaOH, (6) Zn Acetate, (7) NaHSO4, (8) Sod. Thiosulfate, (9) Ascorbic Acid, (10) MeOH, (11) Other

Lab Use Only: Proj. Mgr: Bonnie Vang; AcctNum / Client ID:; Table #:; Profile / Template: 16561; Prelog / Bottle Ord. ID: EZ 3364479

Customer Sample ID	Matrix *	Comp / Grab	Composite Start Date	Composite Start Time	Collected or Composite End Date	Collected or Composite End Time	# Cont.	Res. Chlorine Results	Res. Chlorine Units	2320B Alkalinity	2540C Total Dissolved Solids	300.0-Cl, SO4, F	APP III/IV (+Na, Mg, K)	RAD 226/228 (9315/9320)	Sample Comment	Preservation non-conformance identified for sample.
YAT-PZ-37D	WT									X	X	X	X			
YAT-PZ-51	WT									X	X	X	X			
YAT-PZ-52D	WT									X	X	X	X			
YAT-YGWC-50	WT	G	2/19/26	1055						X	X	X	X			
YAT-PZ-54D	WT									X	X	X	X			
YAT-PZ-55	WT									X	X	X	X			
YAT-YGWC-38	WT													X		
YAT-AMA-R6-FD-2	WT													X		
YAT-YGWC-41	WT													X		
YAT-YGWC-42	WT													X		

Additional Instructions from Pace®:

Collected By: (Printed Name) Perry Studebaker
Signature:

Customer Remarks / Special Conditions / Possible Hazards:

Coolers: Thermometer ID: Correction Factor (°C): Obs. Temp. (°C) Corrected Temp. (°C) On Ice:

Relinquished by/Company: (Signature)	Date/Time:	Received by/Company: (Signature)	Date/Time:
Perry Studebaker / Arcadis	2/19/26 1730	[signature]	2/19/26 1730
[signature]	2/20/26 1200	[signature] 2/20/26	2/20/26 1230

Tracking Number:

Delivered by: [ ] In- Person [ ] Courier [ ] FedEX [ ] UPS [ ] Other

Submitting a sample via this chain of custody constitutes acknowledgment and acceptance of the Pace® Terms and Conditions found at https://www.pacelabs.com/resource-library/resource/pace-terms-and-conditions/

SDG	Sample ID	Method	Analyte	Result	Units	Validation Qualifier	Reason for Validation Qualifier
92845342	YAT-YAMW-1	SW846 6020B	Chromium	0.0050	mg/L	UB	Blank contamination
	YAT-AMA-R6-FD-1	SW846 6020B	Chromium	0.0050	mg/L	UB	Blank contamination
	YAT-YGWC-36A	SW846 6020B	Chromium	0.0050	mg/L	UB	Blank contamination
	YAT-YGWC-24SB	SW846 6020B	Boron	0.040	mg/L	UB	Blank contamination
		SW846 6020B	Chromium	0.0050	mg/L	UB	Blank contamination
	YAT-YGWC-43	SW846 6020B	Chromium	0.0050	mg/L	UB	Blank contamination
	YAT-PZ-51	SW846 6020B	Chromium	0.0050	mg/L	UB	Blank contamination
	YAT-PZ-54D	SW846 6020B	Chromium	0.0050	mg/L	UB	Blank contamination
	YAT-PZ-37	SW846 6020B	Chromium	0.0050	mg/L	UB	Blank contamination
	YAT-PZ-52D	SW846 6020B	Chromium	0.0050	mg/L	UB	Blank contamination
	YAT-YAMW-2	SW846 6020B	Boron	0.040	mg/L	UB	Blank contamination
		SW846 6020B	Chromium	0.0050	mg/L	UB	Blank contamination
	YAT-YAMW-4	SW846 6020B	Chromium	0.0050	mg/L	UB	Blank contamination
	YAT-YGWC-42	SW846 6020B	Chromium	0.0050	mg/L	UB	Blank contamination
	YAT-YAMW-3	SW846 6020B	Chromium	0.0050	mg/L	UB	Blank contamination
	YAT-YGWC-23S	SW846 6020B	Chromium	0.0050	mg/L	UB	Blank contamination
	YAT-PZ-55	SW846 6020B	Chromium	0.0050	mg/L	UB	Blank contamination
92845359	No qualifiers assigned						

Abbreviations:

mg/L = milligrams per liter

Qualifiers:

UB = not detected due to blank contamination

Pace Analytical Services, LLC
9800 Kincey Ave. Suite 100
Huntersville, NC 28078
(704)875-9092

April 03, 2026

Trey Singleton
Southern Company
241 Ralp McGill Blvd NE
Bin 10160
Atlanta, GA 30308

RE: Project: YAT-AP-3,A,B/B,R6
Pace Project No.: 92845342

Dear Trey Singleton:

Enclosed are the analytical results for sample(s) received by the laboratory between February 19, 2026 and February 20, 2026. The results relate only to the samples included in this report. Results reported herein conform to the applicable TNI/NELAC Standards and the laboratory's Quality Manual, where applicable, unless otherwise noted in the body of the report.

The test results provided in this final report were generated by each of the following laboratories within the Pace Network:

- Pace National - Mt. Juliet
- Pace Analytical Services - Asheville
- Pace Analytical Services - West Columbia

Revision 1 (04/03/2026): Report revised to move sample YGWC-50 to Pace Project #92845342, per client request.

If you have any questions concerning this report, please feel free to contact me.

Sincerely,

Bonnie Vang

Bonnie Vang
bonnie.vang@pacelabs.com
704-977-0968
Project Manager

Enclosures

cc: Geoffrey Gay, Arcadis-ATL
Laura Midkiff, Southern Company
Alex Simpson, Arcadis
Jessica Ware, Arcadis
Albert Zumbuhl, Arcadis

REPORT OF LABORATORY ANALYSIS

This report shall not be reproduced, except in full,
without the written consent of Pace Analytical Services, LLC.

Pace Analytical Services, LLC
9800 Kincey Ave. Suite 100
Huntersville, NC 28078
(704)875-9092

CERTIFICATIONS

Project: YAT-AP-3,A,B/B,R6
Pace Project No.: 92845342

Pace Analytical Services National

12065 Lebanon Road, Mt. Juliet, TN 37122
Alabama Certification #: 40660
Alaska Certification 17-026
Arizona Certification #: AZ0612
Arkansas Certification #: 88-0469
California Certification #: 2932
Canada Certification #: 1461.01
Colorado Certification #: TN00003
Connecticut Certification #: PH-0197
DOD Certification: #1461.01
EPA# TN00003
Florida Certification #: E87487
Georgia DW Certification #: 923
Georgia Certification: NELAP
Idaho Certification #: TN00003
Illinois Certification #: 200008
Indiana Certification #: C-TN-01
Iowa Certification #: 364
Kansas Certification #: E-10277
Kentucky UST Certification #: 16
Kentucky Certification #: 90010
Louisiana Certification #: AI30792
Louisiana DW Certification #: LA180010
Maine Certification #: TN0002
Maryland Certification #: 324
Massachusetts Certification #: M-TN003
Michigan Certification #: 9958
Minnesota Certification #: 047-999-395
Mississippi Certification #: TN00003
Missouri Certification #: 340
Montana Certification #: CERT0086
Nebraska Certification #: NE-OS-15-05
Nevada Certification #: TN-03-2002-34
New Hampshire Certification #: 2975
New Jersey Certification #: TN002
New Mexico DW Certification
New York Certification #: 11742
North Carolina Aquatic Toxicity Certification #: 41
North Carolina Drinking Water Certification #: 21704
North Carolina Environmental Certificate #: 375
North Dakota Certification #: R-140
Ohio VAP Certification #: CL0069
Oklahoma Certification #: 9915
Oregon Certification #: TN200002
Pennsylvania Certification #: 68-02979
Rhode Island Certification #: LAO00356
South Carolina Certification #: 84004
South Dakota Certification
Tennessee DW/Chem/Micro Certification #: 2006
Texas Mold Certification #: LAB0152
Texas Certification #: T 104704245-17-14
USDA Soil Permit #: P330-15-00234
Utah Certification #: TN00003
Virginia Certification #: VT2006
Vermont Dept. of Health: ID# VT-2006
Virginia Certification #: 460132
Washington Certification #: C847
West Virginia Certification #: 233
Wisconsin Certification #: 998093910
Wyoming UST Certification #: via A2LA 2926.01
A2LA-ISO 17025 Certification #: 1461.01
A2LA-ISO 17025 Certification #: 1461.02
AIHA-LAP/LLC EMLAP Certification #:100789

Pace Analytical Services Asheville

2225 Riverside Drive, Asheville, NC 28804
Florida/NELAP Certification #: E87648
North Carolina Drinking Water Certification #: 37712
North Carolina Wastewater Certification #: 40
South Carolina Laboratory ID: 99030
South Carolina Certification #: 99030001
Virginia/VELAP Certification #: 460222

Pace Analytical Services West Columbia

106 Vantage Point Drive, West Columbia, SC 29172
Alaska Dept. of Energy Conservation, Cert# 20-002
California ELAP, cert# 3049
DoD, DoD QSM V5.4, cert# I.2224
DOE, DoD/DOE QSM V5.4, cert# I.2224.01
Florida, Dept. of Health, cert# E87653-70
Georgia, Env. Protection Division, cert# E87653
Illinois, EPA NELAP, cert# 2000552024-9
Kansas, Dept. of Health and Environment, cert# E-10417
Kentucky, Dept. for Env. Protection, UST, cert# 103582
Kentucky, Dept. for Env. Protection, cert# 98037
Louisiana, Dept. of Environmental Quality, cert# 5125
North Carolina, DEQ, Water Resources, cert# 329
New Jersey, Dept. of Env. Protection, cert# NLC 240005
Oklahoma, Dept. of Env. Quality, cert# 2023-175
Oregon, ELAP, cert# 4181-006
Pennsylvania, Dept. of Env. Protection, cert# 003
South Carolina, Dept. of Env. Services, cert# 32010001
Texas, Commission on Env. Quality, cert# TX-C24-00083
Virginia, Dept. of General Services, cert# 13080
Wisconsin, Dept. of Natural Resources, cert# 399136100

This report shall not be reproduced, except in full,
without the written consent of Pace Analytical Services, LLC.

Pace Analytical Services, LLC
9800 Kincey Ave. Suite 100
Huntersville, NC 28078
(704)875-9092

SAMPLE SUMMARY

Project: YAT-AP-3,A,B/B,R6
Pace Project No.: 92845342

Lab ID	Sample ID	Matrix	Date Collected	Date Received
92845342001	**YAT-YAMW-1**	Water	02/18/26 11:51	02/19/26 13:15
92845342003	**YAT-AMA-R6-FD-1**	Water	02/18/26 00:00	02/19/26 13:15
92845342004	**YAT-YGWC-36A**	Water	02/18/26 13:42	02/19/26 13:15
92845342005	**YAT-YGWC-24SB**	Water	02/18/26 09:55	02/19/26 13:15
92845342006	**YAT-YGWC-43**	Water	02/18/26 15:38	02/19/26 13:15
92845342007	**YAT-PZ-51**	Water	02/18/26 16:45	02/19/26 13:15
92845342008	**YAT-AMA-R6-FB-1**	Water	02/18/26 10:40	02/19/26 13:15
92845342009	**YAT-PZ-54D**	Water	02/18/26 09:30	02/19/26 13:15
92845342010	**YAT-YGWC-38**	Water	02/18/26 15:55	02/19/26 13:15
92845342011	**YAT-PZ-37**	Water	02/18/26 13:40	02/19/26 13:15
92845342012	**YAT-PZ-37D**	Water	02/18/26 12:10	02/19/26 13:15
92845342013	**YAT-PZ-52D**	Water	02/18/26 10:05	02/19/26 13:15
92845342014	**YAT-AMA-R6-FD-2**	Water	02/18/26 00:00	02/19/26 13:15
92845342015	**YAT-YGWC-41**	Water	02/19/26 08:45	02/20/26 12:30
92845342016	**YAT-YAMW-2**	Water	02/19/26 16:45	02/20/26 12:30
92845342017	**YAT-YAMW-4**	Water	02/19/26 10:25	02/20/26 12:30
92845342018	**YAT-YGWC-49**	Water	02/19/26 15:25	02/20/26 12:30
92845342019	**YAT-YGWC-42**	Water	02/19/26 12:25	02/20/26 12:30
92845342020	**YAT-YAMW-3**	Water	02/19/26 09:03	02/20/26 12:30
92845342021	**YAT-YGWC-23S**	Water	02/19/26 11:00	02/20/26 12:30
92845342022	**YAT-YAMW-5**	Water	02/19/26 08:55	02/20/26 12:30
92845342023	**YAT-AMA-R6-EB-1**	Water	02/19/26 16:00	02/20/26 12:30
92845342024	**YAT-PZ-55**	Water	02/19/26 13:55	02/20/26 12:30
92845477001	**YAT-YGWC-50**	Water	02/19/26 10:55	02/20/26 12:30

This report shall not be reproduced, except in full,
without the written consent of Pace Analytical Services, LLC.

Pace Analytical Services, LLC
9800 Kincey Ave. Suite 100
Huntersville, NC 28078
(704)875-9092

SAMPLE ANALYTE COUNT

Project: YAT-AP-3,A,B/B,R6
Pace Project No.: 92845342

Lab ID	Sample ID	Method	Analysts	Analytes Reported	Laboratory
92845342001	**YAT-YAMW-1**	EPA 6020B	LD	1	PAN
		SM 2320B-2021	KDF1	3	PASI-A
		SM 2540C-2020	ACE	1	PASI-A
		EPA 300.0 Rev 2.1 1993	JCM	3	PASI-A
		EPA 6020B	BW, LNV	16	PASI-WC
		EPA 7470A	DH	1	PASI-WC
92845342003	**YAT-AMA-R6-FD-1**	EPA 6020B	LD	1	PAN
		SM 2320B-2021	KDF1	3	PASI-A
		SM 2540C-2020	NSS	1	PASI-A
		EPA 300.0 Rev 2.1 1993	JCM	3	PASI-A
		EPA 6020B	BW, LNV	16	PASI-WC
		EPA 7470A	DH	1	PASI-WC
92845342004	**YAT-YGWC-36A**	EPA 6020B	LD	1	PAN
		SM 2320B-2021	KDF1	3	PASI-A
		SM 2540C-2020	NSS	1	PASI-A
		EPA 300.0 Rev 2.1 1993	JCM	3	PASI-A
		EPA 6020B	BW, LNV	16	PASI-WC
		EPA 7470A	DH	1	PASI-WC
92845342005	**YAT-YGWC-24SB**	EPA 6020B	LD	1	PAN
		SM 2320B-2021	KDF1	3	PASI-A
		SM 2540C-2020	NSS	1	PASI-A
		EPA 300.0 Rev 2.1 1993	JCM	3	PASI-A
		EPA 6020B	BW, LNV	16	PASI-WC
		EPA 7470A	DH	1	PASI-WC
92845342006	**YAT-YGWC-43**	EPA 6020B	LD	1	PAN
		SM 2320B-2021	KDF1	3	PASI-A
		SM 2540C-2020	NSS	1	PASI-A
		EPA 300.0 Rev 2.1 1993	JCM	3	PASI-A
		EPA 6020B	BW, LNV	16	PASI-WC
		EPA 7470A	DH	1	PASI-WC
92845342007	**YAT-PZ-51**	EPA 6020B	LD	1	PAN
		SM 2320B-2021	KDF1	3	PASI-A
		SM 2540C-2020	NSS	1	PASI-A
		EPA 300.0 Rev 2.1 1993	JCM	3	PASI-A
		EPA 6020B	BW, LNV	16	PASI-WC
		EPA 7470A	DH	1	PASI-WC
92845342008	**YAT-AMA-R6-FB-1**	EPA 6020B	LD	1	PAN

This report shall not be reproduced, except in full,
without the written consent of Pace Analytical Services, LLC.

Pace Analytical Services, LLC
9800 Kincey Ave. Suite 100
Huntersville, NC 28078
(704)875-9092

SAMPLE ANALYTE COUNT

Project: YAT-AP-3,A,B/B,R6
Pace Project No.: 92845342

Lab ID	Sample ID	Method	Analysts	Analytes Reported	Laboratory
		SM 2320B-2021	KDF1	3	PASI-A
		SM 2540C-2020	NSS	1	PASI-A
		EPA 300.0 Rev 2.1 1993	JCM	3	PASI-A
		EPA 6020B	BW, LNV	16	PASI-WC
		EPA 7470A	DH	1	PASI-WC
92845342009	**YAT-PZ-54D**	EPA 6020B	LD	1	PAN
		SM 2320B-2021	KDF1	3	PASI-A
		SM 2540C-2020	NSS	1	PASI-A
		EPA 300.0 Rev 2.1 1993	JCM	3	PASI-A
		EPA 6020B	BW, LNV	16	PASI-WC
		EPA 7470A	DH	1	PASI-WC
92845342010	**YAT-YGWC-38**	EPA 6020B	LD	1	PAN
		SM 2320B-2021	KDF1	3	PASI-A
		SM 2540C-2020	NSS	1	PASI-A
		EPA 300.0 Rev 2.1 1993	JCM	3	PASI-A
		EPA 6020B	BW, LNV	16	PASI-WC
		EPA 7470A	DH	1	PASI-WC
92845342011	**YAT-PZ-37**	EPA 6020B	LD	1	PAN
		SM 2320B-2021	KDF1	3	PASI-A
		SM 2540C-2020	NSS	1	PASI-A
		EPA 300.0 Rev 2.1 1993	JCM	3	PASI-A
		EPA 6020B	BW, JJM1	16	PASI-WC
		EPA 7470A	DH	1	PASI-WC
92845342012	**YAT-PZ-37D**	EPA 6020B	LD	1	PAN
		SM 2320B-2021	KDF1	3	PASI-A
		SM 2540C-2020	NSS	1	PASI-A
		EPA 300.0 Rev 2.1 1993	JCM	3	PASI-A
		EPA 6020B	BW, JJM1	16	PASI-WC
		EPA 7470A	DH	1	PASI-WC
92845342013	**YAT-PZ-52D**	EPA 6020B	LD	1	PAN
		SM 2320B-2021	KDF1	3	PASI-A
		SM 2540C-2020	NSS	1	PASI-A
		EPA 300.0 Rev 2.1 1993	JCM	3	PASI-A
		EPA 6020B	BW, JJM1	16	PASI-WC
		EPA 7470A	DH	1	PASI-WC
92845342014	**YAT-AMA-R6-FD-2**	EPA 6020B	LD	1	PAN
		SM 2320B-2021	KDF1	3	PASI-A

This report shall not be reproduced, except in full,
without the written consent of Pace Analytical Services, LLC.

Pace Analytical Services, LLC
9800 Kincey Ave. Suite 100
Huntersville, NC 28078
(704)875-9092

SAMPLE ANALYTE COUNT

Project: YAT-AP-3,A,B/B,R6
Pace Project No.: 92845342

Lab ID	Sample ID	Method	Analysts	Analytes Reported	Laboratory
		SM 2540C-2020	NSS	1	PASI-A
		EPA 300.0 Rev 2.1 1993	JCM	3	PASI-A
		EPA 6020B	BW, JJM1	16	PASI-WC
		EPA 7470A	DH	1	PASI-WC
92845342015	**YAT-YGWC-41**	EPA 6020B	LD	1	PAN
		SM 2320B-2021	KDF1	3	PASI-A
		SM 2540C-2020	ACE	1	PASI-A
		EPA 300.0 Rev 2.1 1993	JCM	3	PASI-A
		EPA 6020B	ARB, BW	16	PASI-WC
		EPA 7470A	DH	1	PASI-WC
92845342016	**YAT-YAMW-2**	EPA 6020B	LD	1	PAN
		SM 2320B-2021	KDF1	3	PASI-A
		SM 2540C-2020	ACE	1	PASI-A
		EPA 300.0 Rev 2.1 1993	JCM	3	PASI-A
		EPA 6020B	ARB, BW	16	PASI-WC
		EPA 7470A	DH	1	PASI-WC
92845342017	**YAT-YAMW-4**	EPA 6020B	LD	1	PAN
		SM 2320B-2021	KDF1	3	PASI-A
		SM 2540C-2020	ACE	1	PASI-A
		EPA 300.0 Rev 2.1 1993	JCM	3	PASI-A
		EPA 6020B	ARB, BW	16	PASI-WC
		EPA 7470A	DH	1	PASI-WC
92845342018	**YAT-YGWC-49**	EPA 6020B	LD	1	PAN
		SM 2320B-2021	KDF1	3	PASI-A
		SM 2540C-2020	ACE	1	PASI-A
		EPA 300.0 Rev 2.1 1993	JCM	3	PASI-A
		EPA 6020B	ARB, BW	16	PASI-WC
		EPA 7470A	DH	1	PASI-WC
92845342019	**YAT-YGWC-42**	EPA 6020B	LD	1	PAN
		SM 2320B-2021	KDF1	3	PASI-A
		SM 2540C-2020	ACE	1	PASI-A
		EPA 300.0 Rev 2.1 1993	JCM	3	PASI-A
		EPA 6020B	ARB, BW	16	PASI-WC
		EPA 7470A	DH	1	PASI-WC
92845342020	**YAT-YAMW-3**	EPA 6020B	LD	1	PAN
		SM 2320B-2021	KDF1	3	PASI-A
		SM 2540C-2020	ACE	1	PASI-A

This report shall not be reproduced, except in full,
without the written consent of Pace Analytical Services, LLC.

Pace Analytical Services, LLC
9800 Kincey Ave. Suite 100
Huntersville, NC 28078
(704)875-9092

SAMPLE ANALYTE COUNT

Project: YAT-AP-3,A,B/B,R6
Pace Project No.: 92845342

Lab ID	Sample ID	Method	Analysts	Analytes Reported	Laboratory
		EPA 300.0 Rev 2.1 1993	JCM	3	PASI-A
		EPA 6020B	ARB, BW	16	PASI-WC
		EPA 7470A	DH	1	PASI-WC
92845342021	**YAT-YGWC-23S**	EPA 6020B	LD	1	PAN
		SM 2320B-2021	KDF1	3	PASI-A
		SM 2540C-2020	ACE	1	PASI-A
		EPA 300.0 Rev 2.1 1993	JCM	3	PASI-A
		EPA 6020B	ARB, BW	16	PASI-WC
		EPA 7470A	DH	1	PASI-WC
92845342022	**YAT-YAMW-5**	EPA 6020B	TMT	1	PAN
		SM 2320B-2021	KDF1	3	PASI-A
		SM 2540C-2020	ACE	1	PASI-A
		EPA 300.0 Rev 2.1 1993	JCM	3	PASI-A
		EPA 6020B	ARB, BW	16	PASI-WC
		EPA 7470A	DH	1	PASI-WC
92845342023	**YAT-AMA-R6-EB-1**	EPA 6020B	TMT	1	PAN
		SM 2320B-2021	MJP	3	PASI-A
		SM 2540C-2020	ACE	1	PASI-A
		EPA 300.0 Rev 2.1 1993	JCM	3	PASI-A
		EPA 6020B	ARB, BW	16	PASI-WC
		EPA 7470A	DH	1	PASI-WC
92845342024	**YAT-PZ-55**	EPA 6020B	TMT	1	PAN
		SM 2320B-2021	MJP	3	PASI-A
		SM 2540C-2020	ACE	1	PASI-A
		EPA 300.0 Rev 2.1 1993	JCM	3	PASI-A
		EPA 6020B	ARB, BW	16	PASI-WC
		EPA 7470A	DH	1	PASI-WC
92845477001	**YAT-YGWC-50**	EPA 6020B	JPD	1	PAN
		SM 2320B-2021	MJP	3	PASI-A
		SM 2540C-2020	ACE	1	PASI-A
		EPA 300.0 Rev 2.1 1993	JCM	3	PASI-A
		EPA 6020B	ARB, BW	16	PASI-WC
		EPA 7470A	DH	1	PASI-WC

PAN = Pace National - Mt. Juliet
PASI-A = Pace Analytical Services - Asheville
PASI-WC = Pace Analytical Services - West Columbia

This report shall not be reproduced, except in full,
without the written consent of Pace Analytical Services, LLC.

Pace Analytical Services, LLC
9800 Kincey Ave. Suite 100
Huntersville, NC 28078
(704)875-9092

SUMMARY OF DETECTION

Project: YAT-AP-3,A,B/B,R6
Pace Project No.: 92845342

Lab Sample ID Method	Client Sample ID Parameters	Result	Units	Report Limit	Analyzed	Qualifiers
92845342001	**YAT-YAMW-1**					
EPA 6020B	Lithium	0.0196	mg/L	0.00200	02/26/26 19:55	
SM 2320B-2021	Alkalinity,Bicarbonate (CaCO3)	22.6	mg/L	5.0	03/04/26 14:50	
SM 2320B-2021	Alkalinity, Total as CaCO3	22.6	mg/L	5.0	03/04/26 14:50	
SM 2540C-2020	Total Dissolved Solids	730	mg/L	50.0	02/22/26 15:17	
EPA 300.0 Rev 2.1 1993	Chloride	7.2	mg/L	1.0	02/21/26 23:25	
EPA 300.0 Rev 2.1 1993	Sulfate	401	mg/L	9.0	02/22/26 07:32	
EPA 6020B	Barium	0.10	mg/L	0.0050	03/13/26 17:43	
EPA 6020B	Beryllium	0.00016J	mg/L	0.00040	03/21/26 02:51	
EPA 6020B	Boron	6.1	mg/L	2.0	03/21/26 02:59	
EPA 6020B	Cadmium	0.00028J	mg/L	0.00050	03/13/26 17:43	
EPA 6020B	Calcium	77.5	mg/L	4.0	03/13/26 17:47	
EPA 6020B	Chromium	0.00042J	mg/L	0.0050	03/13/26 17:43	
EPA 6020B	Cobalt	0.0082	mg/L	0.0050	03/13/26 17:43	
EPA 6020B	Magnesium	59.8	mg/L	0.50	03/13/26 17:47	
EPA 6020B	Potassium	7.2	mg/L	0.40	03/13/26 17:43	
EPA 6020B	Selenium	0.012	mg/L	0.0050	03/13/26 17:43	
EPA 6020B	Sodium	26.7	mg/L	0.40	03/13/26 17:43	
92845342003	**YAT-AMA-R6-FD-1**					
EPA 6020B	Lithium	0.0197	mg/L	0.00200	02/26/26 19:58	
SM 2320B-2021	Alkalinity,Bicarbonate (CaCO3)	22.3	mg/L	5.0	03/04/26 15:03	
SM 2320B-2021	Alkalinity, Total as CaCO3	22.3	mg/L	5.0	03/04/26 15:03	
SM 2540C-2020	Total Dissolved Solids	704	mg/L	50.0	02/24/26 02:57	
EPA 300.0 Rev 2.1 1993	Chloride	7.1	mg/L	1.0	02/21/26 23:40	
EPA 300.0 Rev 2.1 1993	Sulfate	394	mg/L	9.0	02/22/26 07:47	
EPA 6020B	Barium	0.098	mg/L	0.0050	03/13/26 17:50	
EPA 6020B	Boron	6.4	mg/L	2.0	03/21/26 03:17	
EPA 6020B	Cadmium	0.00026J	mg/L	0.00050	03/13/26 17:50	
EPA 6020B	Calcium	80.8	mg/L	20.0	03/13/26 17:53	
EPA 6020B	Chromium	0.00047J	mg/L	0.0050	03/13/26 17:50	
EPA 6020B	Cobalt	0.0079	mg/L	0.0050	03/13/26 17:50	
EPA 6020B	Magnesium	60.6	mg/L	2.5	03/13/26 17:53	
EPA 6020B	Potassium	7.1	mg/L	0.40	03/13/26 17:50	
EPA 6020B	Selenium	0.012	mg/L	0.0050	03/13/26 17:50	
EPA 6020B	Sodium	27.3	mg/L	0.40	03/13/26 17:50	
92845342004	**YAT-YGWC-36A**					
EPA 6020B	Lithium	0.00269	mg/L	0.00200	02/26/26 20:01	
SM 2320B-2021	Alkalinity,Bicarbonate (CaCO3)	6.2	mg/L	5.0	03/04/26 15:08	
SM 2320B-2021	Alkalinity, Total as CaCO3	6.2	mg/L	5.0	03/04/26 15:08	
SM 2540C-2020	Total Dissolved Solids	465	mg/L	25.0	02/24/26 02:58	
EPA 300.0 Rev 2.1 1993	Chloride	4.9	mg/L	1.0	02/21/26 23:54	
EPA 300.0 Rev 2.1 1993	Sulfate	265	mg/L	6.0	02/22/26 08:01	
EPA 6020B	Barium	0.045	mg/L	0.0050	03/13/26 17:56	
EPA 6020B	Beryllium	0.0031	mg/L	0.00040	03/21/26 03:25	
EPA 6020B	Boron	0.51	mg/L	0.20	03/21/26 03:34	
EPA 6020B	Cadmium	0.00021J	mg/L	0.00050	03/13/26 17:56	
EPA 6020B	Calcium	59.0	mg/L	2.0	03/13/26 17:59	

This report shall not be reproduced, except in full,
without the written consent of Pace Analytical Services, LLC.

Pace Analytical Services, LLC
9800 Kincey Ave. Suite 100
Huntersville, NC 28078
(704)875-9092

SUMMARY OF DETECTION

Project: YAT-AP-3,A,B/B,R6
Pace Project No.: 92845342

Lab Sample ID Method	Client Sample ID Parameters	Result	Units	Report Limit	Analyzed	Qualifiers
92845342004	**YAT-YGWC-36A**					
EPA 6020B	Chromium	0.00053J	mg/L	0.0050	03/13/26 17:56	
EPA 6020B	Magnesium	29.1	mg/L	0.050	03/13/26 17:56	
EPA 6020B	Potassium	2.7	mg/L	0.40	03/13/26 17:56	
EPA 6020B	Selenium	0.0057	mg/L	0.0050	03/13/26 17:56	
EPA 6020B	Sodium	27.8	mg/L	0.40	03/13/26 17:56	
92845342005	**YAT-YGWC-24SB**					
EPA 6020B	Lithium	0.000773J	mg/L	0.00200	02/26/26 20:04	J
SM 2320B-2021	Alkalinity,Bicarbonate (CaCO3)	11.7	mg/L	5.0	03/04/26 15:13	
SM 2320B-2021	Alkalinity, Total as CaCO3	11.7	mg/L	5.0	03/04/26 15:13	
SM 2540C-2020	Total Dissolved Solids	92.0	mg/L	25.0	02/24/26 02:58	
EPA 300.0 Rev 2.1 1993	Chloride	8.7	mg/L	1.0	02/22/26 00:08	
EPA 6020B	Barium	0.026	mg/L	0.0050	03/13/26 18:02	
EPA 6020B	Boron	0.0079J	mg/L	0.040	03/21/26 03:43	
EPA 6020B	Calcium	2.4	mg/L	0.40	03/13/26 18:02	
EPA 6020B	Chromium	0.00048J	mg/L	0.0050	03/13/26 18:02	
EPA 6020B	Magnesium	1.8	mg/L	0.050	03/13/26 18:02	
EPA 6020B	Potassium	0.79	mg/L	0.40	03/13/26 18:02	
EPA 6020B	Sodium	10.4	mg/L	0.40	03/13/26 18:02	
92845342006	**YAT-YGWC-43**					
EPA 6020B	Lithium	0.0172	mg/L	0.00200	02/26/26 20:14	
SM 2320B-2021	Alkalinity,Bicarbonate (CaCO3)	31.7	mg/L	5.0	03/04/26 15:17	
SM 2320B-2021	Alkalinity, Total as CaCO3	31.7	mg/L	5.0	03/04/26 15:17	
SM 2540C-2020	Total Dissolved Solids	395	mg/L	25.0	02/24/26 03:00	
EPA 300.0 Rev 2.1 1993	Chloride	3.0	mg/L	1.0	02/22/26 00:23	
EPA 300.0 Rev 2.1 1993	Fluoride	0.082J	mg/L	0.10	02/22/26 00:23	
EPA 300.0 Rev 2.1 1993	Sulfate	199	mg/L	4.0	02/22/26 08:15	
EPA 6020B	Barium	0.028	mg/L	0.0050	03/13/26 18:05	
EPA 6020B	Beryllium	0.00064	mg/L	0.00040	03/23/26 13:40	
EPA 6020B	Boron	3.7	mg/L	0.80	03/24/26 09:03	
EPA 6020B	Calcium	17.7	mg/L	0.40	03/13/26 18:05	
EPA 6020B	Chromium	0.00053J	mg/L	0.0050	03/13/26 18:05	
EPA 6020B	Cobalt	0.00060J	mg/L	0.0050	03/13/26 18:05	
EPA 6020B	Magnesium	37.4	mg/L	0.050	03/13/26 18:05	
EPA 6020B	Potassium	7.5	mg/L	0.40	03/13/26 18:05	
EPA 6020B	Sodium	20.2	mg/L	0.40	03/13/26 18:05	
92845342007	**YAT-PZ-51**					
EPA 6020B	Lithium	0.00603	mg/L	0.00200	02/26/26 20:17	
SM 2540C-2020	Total Dissolved Solids	630	mg/L	50.0	02/24/26 03:00	
EPA 300.0 Rev 2.1 1993	Chloride	4.5	mg/L	1.0	02/22/26 00:37	
EPA 300.0 Rev 2.1 1993	Fluoride	0.16	mg/L	0.10	02/22/26 00:37	
EPA 300.0 Rev 2.1 1993	Sulfate	368	mg/L	8.0	02/22/26 08:29	
EPA 6020B	Barium	0.014	mg/L	0.0050	03/13/26 18:11	
EPA 6020B	Beryllium	0.0041	mg/L	0.00040	03/23/26 13:48	
EPA 6020B	Boron	7.9	mg/L	2.0	03/24/26 08:54	
EPA 6020B	Cadmium	0.0019	mg/L	0.00050	03/13/26 18:11	
EPA 6020B	Calcium	70.7	mg/L	10.0	03/13/26 18:21	

This report shall not be reproduced, except in full,
without the written consent of Pace Analytical Services, LLC.

Pace Analytical Services, LLC
9800 Kincey Ave. Suite 100
Huntersville, NC 28078
(704)875-9092

SUMMARY OF DETECTION

Project: YAT-AP-3,A,B/B,R6
Pace Project No.: 92845342

Lab Sample ID Method	Client Sample ID Parameters	Result	Units	Report Limit	Analyzed	Qualifiers
92845342007	**YAT-PZ-51**					
EPA 6020B	Chromium	0.00051J	mg/L	0.0050	03/13/26 18:11	
EPA 6020B	Cobalt	0.0049J	mg/L	0.0050	03/13/26 18:11	
EPA 6020B	Magnesium	59.6	mg/L	1.2	03/13/26 18:21	
EPA 6020B	Potassium	4.5	mg/L	0.40	03/13/26 18:11	
EPA 6020B	Selenium	0.022	mg/L	0.0050	03/13/26 18:11	
EPA 6020B	Sodium	17.7	mg/L	0.40	03/13/26 18:11	
92845342008	**YAT-AMA-R6-FB-1**					
EPA 6020B	Boron	0.011J	mg/L	0.040	03/23/26 14:06	
92845342009	**YAT-PZ-54D**					
EPA 6020B	Lithium	0.0158	mg/L	0.00200	02/26/26 20:23	
SM 2320B-2021	Alkalinity,Bicarbonate (CaCO3)	371	mg/L	5.0	03/04/26 20:16	
SM 2320B-2021	Alkalinity, Total as CaCO3	371	mg/L	5.0	03/04/26 20:16	
SM 2540C-2020	Total Dissolved Solids	654	mg/L	50.0	02/24/26 03:01	
EPA 300.0 Rev 2.1 1993	Chloride	6.3	mg/L	1.0	02/22/26 01:20	
EPA 300.0 Rev 2.1 1993	Fluoride	0.25	mg/L	0.10	02/22/26 01:20	
EPA 300.0 Rev 2.1 1993	Sulfate	149	mg/L	3.0	02/22/26 08:43	M1
EPA 6020B	Arsenic	0.0092	mg/L	0.0020	03/13/26 18:27	
EPA 6020B	Barium	0.045	mg/L	0.0050	03/13/26 18:27	
EPA 6020B	Boron	1.4	mg/L	0.40	03/25/26 16:22	
EPA 6020B	Calcium	79.0	mg/L	4.0	03/13/26 18:30	
EPA 6020B	Chromium	0.00024J	mg/L	0.0050	03/13/26 18:27	
EPA 6020B	Cobalt	0.0025J	mg/L	0.0050	03/13/26 18:27	
EPA 6020B	Magnesium	11.1	mg/L	0.050	03/13/26 18:27	
EPA 6020B	Molybdenum	0.039	mg/L	0.010	03/13/26 18:27	
EPA 6020B	Potassium	3.5	mg/L	0.40	03/13/26 18:27	
EPA 6020B	Sodium	153	mg/L	4.0	03/13/26 18:30	
92845342010	**YAT-YGWC-38**					
EPA 6020B	Lithium	0.00590	mg/L	0.00200	02/26/26 20:26	
SM 2320B-2021	Alkalinity,Bicarbonate (CaCO3)	10.3	mg/L	5.0	03/04/26 15:38	
SM 2320B-2021	Alkalinity, Total as CaCO3	10.3	mg/L	5.0	03/04/26 15:38	
SM 2540C-2020	Total Dissolved Solids	295	mg/L	25.0	02/24/26 03:01	
EPA 300.0 Rev 2.1 1993	Chloride	4.7	mg/L	1.0	02/22/26 02:03	
EPA 300.0 Rev 2.1 1993	Fluoride	0.062J	mg/L	0.10	02/22/26 02:03	
EPA 300.0 Rev 2.1 1993	Sulfate	156	mg/L	3.0	02/22/26 09:55	
EPA 6020B	Barium	0.018	mg/L	0.0050	03/13/26 18:33	
EPA 6020B	Beryllium	0.0015	mg/L	0.00040	03/23/26 14:32	
EPA 6020B	Boron	2.5	mg/L	0.80	03/25/26 16:32	
EPA 6020B	Cadmium	0.00052	mg/L	0.00050	03/13/26 18:33	
EPA 6020B	Calcium	36.6	mg/L	0.40	03/13/26 18:33	
EPA 6020B	Magnesium	19.1	mg/L	0.050	03/13/26 18:33	
EPA 6020B	Potassium	3.3	mg/L	0.40	03/13/26 18:33	
EPA 6020B	Selenium	0.044	mg/L	0.0050	03/13/26 18:33	
EPA 6020B	Sodium	17.6	mg/L	0.40	03/13/26 18:33	
92845342011	**YAT-PZ-37**					
EPA 6020B	Lithium	0.0148	mg/L	0.00200	02/26/26 20:30	

This report shall not be reproduced, except in full,
without the written consent of Pace Analytical Services, LLC.

Pace Analytical Services, LLC
9800 Kincey Ave. Suite 100
Huntersville, NC 28078
(704)875-9092

SUMMARY OF DETECTION

Project: YAT-AP-3,A,B/B,R6
Pace Project No.: 92845342

Lab Sample ID Method	Client Sample ID Parameters	Result	Units	Report Limit	Analyzed	Qualifiers
92845342011	**YAT-PZ-37**					
SM 2320B-2021	Alkalinity,Bicarbonate (CaCO3)	27.0	mg/L	5.0	03/04/26 15:43	
SM 2320B-2021	Alkalinity, Total as CaCO3	27.0	mg/L	5.0	03/04/26 15:43	
SM 2540C-2020	Total Dissolved Solids	826	mg/L	50.0	02/24/26 03:01	
EPA 300.0 Rev 2.1 1993	Chloride	6.7	mg/L	1.0	02/22/26 02:17	
EPA 300.0 Rev 2.1 1993	Sulfate	465	mg/L	10.0	02/22/26 10:09	
EPA 6020B	Antimony	0.00047J	mg/L	0.0020	03/17/26 19:24	
EPA 6020B	Barium	0.020	mg/L	0.0050	03/17/26 19:24	
EPA 6020B	Beryllium	0.0018	mg/L	0.00040	03/17/26 19:24	
EPA 6020B	Boron	8.4	mg/L	2.0	03/20/26 02:36	M1
EPA 6020B	Cadmium	0.00096	mg/L	0.00050	03/17/26 19:24	
EPA 6020B	Calcium	107	mg/L	20.0	03/17/26 17:14	M1
EPA 6020B	Chromium	0.00042J	mg/L	0.0050	03/17/26 19:24	
EPA 6020B	Cobalt	0.0017J	mg/L	0.0050	03/17/26 19:24	
EPA 6020B	Magnesium	62.9	mg/L	2.5	03/17/26 17:14	M1
EPA 6020B	Potassium	4.5	mg/L	0.40	03/17/26 19:24	
EPA 6020B	Selenium	0.085	mg/L	0.0050	03/17/26 19:24	
EPA 6020B	Sodium	24.2	mg/L	20.0	03/17/26 17:14	M1
92845342012	**YAT-PZ-37D**					
EPA 6020B	Lithium	0.0155	mg/L	0.00200	02/26/26 20:33	
SM 2320B-2021	Alkalinity,Bicarbonate (CaCO3)	114	mg/L	5.0	03/04/26 15:48	
SM 2320B-2021	Alkalinity, Total as CaCO3	114	mg/L	5.0	03/04/26 15:48	
SM 2540C-2020	Total Dissolved Solids	588	mg/L	50.0	02/24/26 03:01	
EPA 300.0 Rev 2.1 1993	Chloride	2.9	mg/L	1.0	02/22/26 02:32	
EPA 300.0 Rev 2.1 1993	Fluoride	0.14	mg/L	0.10	02/22/26 02:32	
EPA 300.0 Rev 2.1 1993	Sulfate	344	mg/L	7.0	02/22/26 10:23	
EPA 6020B	Barium	0.022	mg/L	0.0050	03/17/26 19:46	
EPA 6020B	Boron	3.5	mg/L	1.0	03/20/26 03:19	
EPA 6020B	Calcium	129	mg/L	2.0	03/17/26 17:36	
EPA 6020B	Magnesium	20.7	mg/L	0.050	03/17/26 19:46	
EPA 6020B	Molybdenum	0.0027J	mg/L	0.010	03/17/26 19:46	
EPA 6020B	Potassium	4.2	mg/L	0.40	03/17/26 19:46	
EPA 6020B	Sodium	34.1	mg/L	2.0	03/17/26 17:36	
92845342013	**YAT-PZ-52D**					
EPA 6020B	Lithium	0.0280	mg/L	0.00200	02/26/26 20:36	
SM 2320B-2021	Alkalinity,Bicarbonate (CaCO3)	33.3	mg/L	5.0	03/04/26 16:05	
SM 2320B-2021	Alkalinity, Total as CaCO3	33.3	mg/L	5.0	03/04/26 16:05	
SM 2540C-2020	Total Dissolved Solids	547	mg/L	25.0	02/24/26 03:01	
EPA 300.0 Rev 2.1 1993	Chloride	2.9	mg/L	1.0	02/22/26 02:46	
EPA 300.0 Rev 2.1 1993	Fluoride	0.052J	mg/L	0.10	02/22/26 02:46	
EPA 300.0 Rev 2.1 1993	Sulfate	304	mg/L	7.0	02/22/26 10:37	
EPA 6020B	Antimony	0.0030	mg/L	0.0020	03/17/26 19:50	
EPA 6020B	Barium	0.0096	mg/L	0.0050	03/17/26 19:50	
EPA 6020B	Boron	2.1	mg/L	0.40	03/20/26 03:27	
EPA 6020B	Calcium	24.8	mg/L	0.40	03/17/26 19:50	
EPA 6020B	Chromium	0.00028J	mg/L	0.0050	03/17/26 19:50	
EPA 6020B	Cobalt	0.0023J	mg/L	0.0050	03/17/26 19:50	

This report shall not be reproduced, except in full,
without the written consent of Pace Analytical Services, LLC.

Pace Analytical Services, LLC
9800 Kincey Ave. Suite 100
Huntersville, NC 28078
(704)875-9092

SUMMARY OF DETECTION

Project: YAT-AP-3,A,B/B,R6
Pace Project No.: 92845342

Lab Sample ID Method	Client Sample ID Parameters	Result	Units	Report Limit	Analyzed	Qualifiers
92845342013	**YAT-PZ-52D**					
EPA 6020B	Magnesium	46.5	mg/L	0.050	03/17/26 19:50	
EPA 6020B	Molybdenum	0.0024J	mg/L	0.010	03/17/26 19:50	
EPA 6020B	Potassium	8.3	mg/L	0.40	03/17/26 19:50	
EPA 6020B	Selenium	0.0065	mg/L	0.0050	03/17/26 19:50	
EPA 6020B	Sodium	48.7	mg/L	4.0	03/17/26 17:49	
92845342014	**YAT-AMA-R6-FD-2**					
EPA 6020B	Lithium	0.00562	mg/L	0.00200	02/26/26 20:39	
SM 2320B-2021	Alkalinity,Bicarbonate (CaCO3)	9.8	mg/L	5.0	03/04/26 16:10	
SM 2320B-2021	Alkalinity, Total as CaCO3	9.8	mg/L	5.0	03/04/26 16:10	
SM 2540C-2020	Total Dissolved Solids	295	mg/L	25.0	02/24/26 03:01	
EPA 300.0 Rev 2.1 1993	Chloride	4.8	mg/L	1.0	02/22/26 03:00	
EPA 300.0 Rev 2.1 1993	Sulfate	156	mg/L	3.0	02/22/26 10:51	
EPA 6020B	Barium	0.017	mg/L	0.0050	03/17/26 19:55	
EPA 6020B	Beryllium	0.0016	mg/L	0.00040	03/17/26 19:55	
EPA 6020B	Boron	2.5	mg/L	0.80	03/20/26 03:36	
EPA 6020B	Cadmium	0.00050J	mg/L	0.00050	03/17/26 19:55	
EPA 6020B	Calcium	33.4	mg/L	0.40	03/17/26 19:55	
EPA 6020B	Magnesium	16.5	mg/L	0.050	03/17/26 19:55	
EPA 6020B	Potassium	3.1	mg/L	0.40	03/17/26 19:55	
EPA 6020B	Selenium	0.040	mg/L	0.0050	03/17/26 19:55	
EPA 6020B	Sodium	17.2	mg/L	8.0	03/17/26 17:53	
92845342015	**YAT-YGWC-41**					
EPA 6020B	Lithium	0.00259	mg/L	0.00200	02/26/26 20:42	
SM 2320B-2021	Alkalinity,Bicarbonate (CaCO3)	7.6	mg/L	5.0	03/04/26 19:24	
SM 2320B-2021	Alkalinity, Total as CaCO3	7.6	mg/L	5.0	03/04/26 19:24	
SM 2540C-2020	Total Dissolved Solids	220	mg/L	25.0	02/25/26 12:01	
EPA 300.0 Rev 2.1 1993	Chloride	3.9	mg/L	1.0	02/24/26 04:12	
EPA 300.0 Rev 2.1 1993	Sulfate	111	mg/L	2.0	02/24/26 16:22	M1
EPA 6020B	Barium	0.021	mg/L	0.0050	03/17/26 17:48	
EPA 6020B	Beryllium	0.0015	mg/L	0.00040	03/17/26 17:48	
EPA 6020B	Boron	4.2	mg/L	1.0	03/27/26 14:06	
EPA 6020B	Calcium	15.4	mg/L	0.40	03/17/26 17:48	
EPA 6020B	Magnesium	18.5	mg/L	0.050	03/17/26 17:48	
EPA 6020B	Potassium	2.5	mg/L	0.40	03/17/26 17:48	
EPA 6020B	Selenium	0.023	mg/L	0.0050	03/17/26 17:48	
EPA 6020B	Sodium	14.7	mg/L	0.40	03/17/26 17:48	
92845342016	**YAT-YAMW-2**					
EPA 6020B	Lithium	0.000757J	mg/L	0.00200	02/26/26 19:10	J
SM 2320B-2021	Alkalinity,Bicarbonate (CaCO3)	16.4	mg/L	5.0	03/04/26 19:29	
SM 2320B-2021	Alkalinity, Total as CaCO3	16.4	mg/L	5.0	03/04/26 19:29	
SM 2540C-2020	Total Dissolved Solids	67.0	mg/L	25.0	02/25/26 12:01	
EPA 300.0 Rev 2.1 1993	Chloride	2.5	mg/L	1.0	02/24/26 04:55	
EPA 300.0 Rev 2.1 1993	Fluoride	0.057J	mg/L	0.10	02/24/26 04:55	
EPA 300.0 Rev 2.1 1993	Sulfate	6.5	mg/L	1.0	02/24/26 04:55	
EPA 6020B	Barium	0.0079	mg/L	0.0050	03/17/26 17:54	
EPA 6020B	Boron	0.036J	mg/L	0.040	03/27/26 14:16	

This report shall not be reproduced, except in full,
without the written consent of Pace Analytical Services, LLC.

Pace Analytical Services, LLC
9800 Kincey Ave. Suite 100
Huntersville, NC 28078
(704)875-9092

SUMMARY OF DETECTION

Project: YAT-AP-3,A,B/B,R6
Pace Project No.: 92845342

Lab Sample ID Method	Client Sample ID Parameters	Result	Units	Report Limit	Analyzed	Qualifiers
92845342016	**YAT-YAMW-2**					
EPA 6020B	Calcium	1.3	mg/L	0.40	03/17/26 17:54	
EPA 6020B	Chromium	0.0011J	mg/L	0.0050	03/17/26 17:54	
EPA 6020B	Cobalt	0.00094J	mg/L	0.0050	03/17/26 17:54	
EPA 6020B	Magnesium	2.1	mg/L	0.050	03/17/26 17:54	
EPA 6020B	Potassium	0.82	mg/L	0.40	03/17/26 17:54	
EPA 6020B	Selenium	0.00070J	mg/L	0.0050	03/17/26 17:54	
EPA 6020B	Sodium	7.7	mg/L	0.40	03/17/26 17:54	
92845342017	**YAT-YAMW-4**					
EPA 6020B	Lithium	0.0377	mg/L	0.00200	02/26/26 19:13	
SM 2320B-2021	Alkalinity,Bicarbonate (CaCO3)	60.3	mg/L	5.0	03/04/26 19:42	
SM 2320B-2021	Alkalinity, Total as CaCO3	60.3	mg/L	5.0	03/04/26 19:42	
SM 2540C-2020	Total Dissolved Solids	434	mg/L	25.0	02/25/26 12:01	
EPA 300.0 Rev 2.1 1993	Chloride	1.9	mg/L	1.0	02/24/26 05:09	
EPA 300.0 Rev 2.1 1993	Fluoride	0.069J	mg/L	0.10	02/24/26 05:09	
EPA 300.0 Rev 2.1 1993	Sulfate	232	mg/L	5.0	02/24/26 17:35	
EPA 6020B	Barium	0.0031J	mg/L	0.0050	03/17/26 17:57	
EPA 6020B	Boron	4.9	mg/L	1.0	03/27/26 14:25	
EPA 6020B	Calcium	16.3	mg/L	0.40	03/17/26 17:57	
EPA 6020B	Chromium	0.00044J	mg/L	0.0050	03/17/26 17:57	
EPA 6020B	Cobalt	0.00013J	mg/L	0.0050	03/17/26 17:57	
EPA 6020B	Magnesium	52.8	mg/L	0.050	03/17/26 17:57	
EPA 6020B	Molybdenum	0.0074J	mg/L	0.010	03/17/26 17:57	
EPA 6020B	Potassium	7.5	mg/L	0.40	03/17/26 17:57	
EPA 6020B	Selenium	0.013	mg/L	0.0050	03/17/26 17:57	
EPA 6020B	Sodium	29.8	mg/L	0.40	03/17/26 17:57	
92845342018	**YAT-YGWC-49**					
EPA 6020B	Lithium	0.00335	mg/L	0.00200	02/26/26 19:17	
SM 2320B-2021	Alkalinity,Bicarbonate (CaCO3)	17.5	mg/L	5.0	03/04/26 19:48	
SM 2320B-2021	Alkalinity, Total as CaCO3	17.5	mg/L	5.0	03/04/26 19:48	
SM 2540C-2020	Total Dissolved Solids	148	mg/L	25.0	02/25/26 12:01	
EPA 300.0 Rev 2.1 1993	Chloride	4.1	mg/L	1.0	02/24/26 05:52	
EPA 300.0 Rev 2.1 1993	Sulfate	58.0	mg/L	1.0	02/24/26 05:52	
EPA 6020B	Barium	0.052	mg/L	0.0050	03/17/26 18:04	
EPA 6020B	Calcium	10.3	mg/L	0.40	03/17/26 18:04	
EPA 6020B	Chromium	0.0022J	mg/L	0.0050	03/17/26 18:04	
EPA 6020B	Magnesium	6.8	mg/L	0.050	03/17/26 18:04	
EPA 6020B	Potassium	1.7	mg/L	0.40	03/17/26 18:04	
EPA 6020B	Selenium	0.0052	mg/L	0.0050	03/17/26 18:04	
EPA 6020B	Sodium	16.0	mg/L	0.40	03/17/26 18:04	
92845342019	**YAT-YGWC-42**					
EPA 6020B	Lithium	0.0383	mg/L	0.00200	02/26/26 19:20	
SM 2320B-2021	Alkalinity,Bicarbonate (CaCO3)	33.2	mg/L	5.0	03/04/26 19:53	
SM 2320B-2021	Alkalinity, Total as CaCO3	33.2	mg/L	5.0	03/04/26 19:53	
SM 2540C-2020	Total Dissolved Solids	912	mg/L	50.0	02/25/26 12:01	
EPA 300.0 Rev 2.1 1993	Chloride	3.9	mg/L	1.0	02/24/26 06:07	
EPA 300.0 Rev 2.1 1993	Fluoride	0.052J	mg/L	0.10	02/24/26 06:07	

This report shall not be reproduced, except in full,
without the written consent of Pace Analytical Services, LLC.

Pace Analytical Services, LLC
9800 Kincey Ave. Suite 100
Huntersville, NC 28078
(704)875-9092

SUMMARY OF DETECTION

Project: YAT-AP-3,A,B/B,R6
Pace Project No.: 92845342

Lab Sample ID Method	Client Sample ID Parameters	Result	Units	Report Limit	Analyzed	Qualifiers
92845342019	**YAT-YGWC-42**					
EPA 300.0 Rev 2.1 1993	Sulfate	518	mg/L	11.0	02/24/26 17:50	
EPA 6020B	Barium	0.023	mg/L	0.0050	03/17/26 18:07	
EPA 6020B	Boron	13.8	mg/L	4.0	03/27/26 15:03	
EPA 6020B	Cadmium	0.00014J	mg/L	0.00050	03/17/26 18:07	
EPA 6020B	Calcium	88.8	mg/L	40.0	03/27/26 15:03	
EPA 6020B	Chromium	0.00030J	mg/L	0.0050	03/17/26 18:07	
EPA 6020B	Cobalt	0.0031J	mg/L	0.0050	03/17/26 18:07	
EPA 6020B	Magnesium	95.6	mg/L	5.0	03/27/26 15:03	
EPA 6020B	Potassium	11.4	mg/L	0.40	03/17/26 18:07	
EPA 6020B	Selenium	0.036	mg/L	0.0050	03/17/26 18:07	
EPA 6020B	Sodium	32.4	mg/L	0.40	03/17/26 18:07	
92845342020	**YAT-YAMW-3**					
EPA 6020B	Lithium	0.0528	mg/L	0.00200	02/26/26 19:23	
SM 2320B-2021	Alkalinity,Bicarbonate (CaCO3)	51.3	mg/L	5.0	03/04/26 20:00	
SM 2320B-2021	Alkalinity, Total as CaCO3	51.3	mg/L	5.0	03/04/26 20:00	
SM 2540C-2020	Total Dissolved Solids	718	mg/L	50.0	02/25/26 12:02	
EPA 300.0 Rev 2.1 1993	Chloride	4.4	mg/L	1.0	02/24/26 06:21	
EPA 300.0 Rev 2.1 1993	Fluoride	0.068J	mg/L	0.10	02/24/26 06:21	
EPA 300.0 Rev 2.1 1993	Sulfate	387	mg/L	8.0	02/24/26 18:05	
EPA 6020B	Barium	0.031	mg/L	0.0050	03/17/26 18:10	
EPA 6020B	Boron	10.6	mg/L	4.0	03/27/26 15:12	
EPA 6020B	Cadmium	0.00018J	mg/L	0.00050	03/17/26 18:10	
EPA 6020B	Calcium	43.4	mg/L	0.40	03/17/26 18:10	
EPA 6020B	Chromium	0.00035J	mg/L	0.0050	03/17/26 18:10	
EPA 6020B	Cobalt	0.018	mg/L	0.0050	03/17/26 18:10	
EPA 6020B	Magnesium	74.1	mg/L	2.5	03/17/26 18:13	
EPA 6020B	Molybdenum	0.0038J	mg/L	0.010	03/17/26 18:10	
EPA 6020B	Potassium	14.4	mg/L	0.40	03/17/26 18:10	
EPA 6020B	Selenium	0.026	mg/L	0.0050	03/17/26 18:10	
EPA 6020B	Sodium	50.6	mg/L	0.40	03/17/26 18:10	
92845342021	**YAT-YGWC-23S**					
EPA 6020B	Lithium	0.00311	mg/L	0.00200	02/26/26 19:42	
SM 2320B-2021	Alkalinity,Bicarbonate (CaCO3)	15.4	mg/L	5.0	03/04/26 20:06	
SM 2320B-2021	Alkalinity, Total as CaCO3	15.4	mg/L	5.0	03/04/26 20:06	
SM 2540C-2020	Total Dissolved Solids	208	mg/L	25.0	02/25/26 12:02	
EPA 300.0 Rev 2.1 1993	Chloride	3.8	mg/L	1.0	02/24/26 06:36	
EPA 300.0 Rev 2.1 1993	Sulfate	94.9	mg/L	2.0	02/24/26 18:20	
EPA 6020B	Barium	0.076	mg/L	0.0050	03/17/26 18:23	
EPA 6020B	Beryllium	0.00030J	mg/L	0.00040	03/17/26 18:23	
EPA 6020B	Boron	1.6	mg/L	0.40	03/27/26 15:22	
EPA 6020B	Calcium	15.8	mg/L	0.40	03/17/26 18:23	
EPA 6020B	Chromium	0.00060J	mg/L	0.0050	03/17/26 18:23	
EPA 6020B	Magnesium	13.9	mg/L	0.050	03/17/26 18:23	
EPA 6020B	Potassium	1.4	mg/L	0.40	03/17/26 18:23	
EPA 6020B	Selenium	0.037	mg/L	0.0050	03/17/26 18:23	
EPA 6020B	Sodium	18.2	mg/L	0.40	03/17/26 18:23	

This report shall not be reproduced, except in full,
without the written consent of Pace Analytical Services, LLC.

Pace Analytical Services, LLC
9800 Kincey Ave. Suite 100
Huntersville, NC 28078
(704)875-9092

SUMMARY OF DETECTION

Project: YAT-AP-3,A,B/B,R6
Pace Project No.: 92845342

Lab Sample ID Method	Client Sample ID Parameters	Result	Units	Report Limit	Analyzed	Qualifiers
92845342022	**YAT-YAMW-5**					
EPA 6020B	Lithium	0.0163	mg/L	0.00200	02/26/26 18:09	
SM 2320B-2021	Alkalinity,Bicarbonate (CaCO3)	17.5	mg/L	5.0	03/04/26 20:10	
SM 2320B-2021	Alkalinity, Total as CaCO3	17.5	mg/L	5.0	03/04/26 20:10	
SM 2540C-2020	Total Dissolved Solids	626	mg/L	50.0	02/25/26 12:02	
EPA 300.0 Rev 2.1 1993	Chloride	3.9	mg/L	1.0	02/24/26 06:50	
EPA 300.0 Rev 2.1 1993	Sulfate	355	mg/L	8.0	02/24/26 18:34	
EPA 6020B	Barium	0.035	mg/L	0.0050	03/17/26 18:29	
EPA 6020B	Boron	7.1	mg/L	2.0	03/27/26 15:31	
EPA 6020B	Cadmium	0.00021J	mg/L	0.00050	03/17/26 18:29	
EPA 6020B	Calcium	52.5	mg/L	0.40	03/17/26 18:29	
EPA 6020B	Magnesium	50.5	mg/L	0.050	03/17/26 18:29	
EPA 6020B	Potassium	8.0	mg/L	0.40	03/17/26 18:29	
EPA 6020B	Selenium	0.059	mg/L	0.0050	03/17/26 18:29	
EPA 6020B	Sodium	42.9	mg/L	0.40	03/17/26 18:29	
92845342023	**YAT-AMA-R6-EB-1**					
EPA 6020B	Chromium	0.00029J	mg/L	0.0050	03/17/26 18:48	
92845342024	**YAT-PZ-55**					
EPA 6020B	Lithium	0.00346	mg/L	0.00200	02/26/26 18:26	
SM 2320B-2021	Alkalinity,Bicarbonate (CaCO3)	15.7	mg/L	5.0	03/04/26 11:17	
SM 2320B-2021	Alkalinity, Total as CaCO3	15.7	mg/L	5.0	03/04/26 11:17	
SM 2540C-2020	Total Dissolved Solids	285	mg/L	25.0	02/25/26 12:02	
EPA 300.0 Rev 2.1 1993	Chloride	4.2	mg/L	1.0	02/24/26 07:04	
EPA 300.0 Rev 2.1 1993	Sulfate	138	mg/L	3.0	02/24/26 18:49	
EPA 6020B	Barium	0.036	mg/L	0.0050	03/17/26 18:51	
EPA 6020B	Beryllium	0.00016J	mg/L	0.00040	03/17/26 18:51	
EPA 6020B	Boron	3.9	mg/L	0.80	03/27/26 16:09	
EPA 6020B	Cadmium	0.00071	mg/L	0.00050	03/17/26 18:51	
EPA 6020B	Calcium	23.2	mg/L	0.40	03/17/26 18:51	
EPA 6020B	Chromium	0.00050J	mg/L	0.0050	03/17/26 18:51	
EPA 6020B	Cobalt	0.00044J	mg/L	0.0050	03/17/26 18:51	
EPA 6020B	Lead	0.00071J	mg/L	0.0010	03/17/26 18:51	
EPA 6020B	Magnesium	22.8	mg/L	0.050	03/17/26 18:51	
EPA 6020B	Potassium	4.0	mg/L	0.40	03/17/26 18:51	
EPA 6020B	Selenium	0.024	mg/L	0.0050	03/17/26 18:51	
EPA 6020B	Sodium	17.2	mg/L	0.40	03/17/26 18:51	
92845477001	**YAT-YGWC-50**					
EPA 6020B	Lithium	0.00232	mg/L	0.00200	02/27/26 13:29	
SM 2320B-2021	Alkalinity,Bicarbonate (CaCO3)	57.5	mg/L	5.0	03/04/26 12:00	
SM 2320B-2021	Alkalinity, Total as CaCO3	57.5	mg/L	5.0	03/04/26 12:00	
SM 2540C-2020	Total Dissolved Solids	2030	mg/L	250	02/25/26 12:02	
EPA 300.0 Rev 2.1 1993	Chloride	10.6	mg/L	1.0	02/24/26 07:47	
EPA 300.0 Rev 2.1 1993	Fluoride	0.083J	mg/L	0.10	02/24/26 07:47	
EPA 300.0 Rev 2.1 1993	Sulfate	1150	mg/L	24.0	02/24/26 19:32	
EPA 6020B	Barium	0.015J	mg/L	0.025	03/17/26 18:58	
EPA 6020B	Beryllium	0.0016J	mg/L	0.0020	03/17/26 18:58	
EPA 6020B	Boron	21.7	mg/L	4.0	03/27/26 18:48	

This report shall not be reproduced, except in full,
without the written consent of Pace Analytical Services, LLC.

Pace Analytical Services, LLC
9800 Kincey Ave. Suite 100
Huntersville, NC 28078
(704)875-9092

SUMMARY OF DETECTION

Project: YAT-AP-3,A,B/B,R6
Pace Project No.: 92845342

Lab Sample ID Method	Client Sample ID Parameters	Result	Units	Report Limit	Analyzed	Qualifiers
92845477001	**YAT-YGWC-50**					
EPA 6020B	Cadmium	0.0070	mg/L	0.0025	03/17/26 18:58	
EPA 6020B	Calcium	358	mg/L	20.0	03/17/26 19:01	
EPA 6020B	Cobalt	0.0054J	mg/L	0.025	03/17/26 18:58	
EPA 6020B	Magnesium	124	mg/L	0.25	03/17/26 18:58	
EPA 6020B	Potassium	4.8	mg/L	2.0	03/17/26 18:58	
EPA 6020B	Sodium	30.8	mg/L	2.0	03/17/26 18:58	

This report shall not be reproduced, except in full,
without the written consent of Pace Analytical Services, LLC.

Pace Analytical Services, LLC
9800 Kincey Ave. Suite 100
Huntersville, NC 28078
(704)875-9092

ANALYTICAL RESULTS

Project: YAT-AP-3,A,B/B,R6
Pace Project No.: 92845342

Sample: YAT-YAMW-1 **Lab ID: 92845342001** Collected: 02/18/26 11:51 Received: 02/19/26 13:15 Matrix: Water

Parameters	Results	Units	Report Limit	MDL	DF	Prepared	Analyzed	CAS No.	Qual
Metals (ICPMS) 6020B	Analytical Method: EPA 6020B Preparation Method: 3015								
	Pace National - Mt. Juliet								
Lithium	**0.0196**	mg/L	0.00200	0.000600	1	02/26/26 14:18	02/26/26 19:55	7439-93-2	
2320B Alkalinity	Analytical Method: SM 2320B-2021								
	Pace Analytical Services - Asheville								
Alkalinity,Bicarbonate (CaCO3)	**22.6**	mg/L	5.0	5.0	1		03/04/26 14:50		
Alkalinity,Carbonate (CaCO3)	ND	mg/L	5.0	5.0	1		03/04/26 14:50		
Alkalinity, Total as CaCO3	**22.6**	mg/L	5.0	5.0	1		03/04/26 14:50		
2540C Total Dissolved Solids	Analytical Method: SM 2540C-2020								
	Pace Analytical Services - Asheville								
Total Dissolved Solids	**730**	mg/L	50.0	50.0	1		02/22/26 15:17		
300.0 IC Anions 28 Days	Analytical Method: EPA 300.0 Rev 2.1 1993								
	Pace Analytical Services - Asheville								
Chloride	**7.2**	mg/L	1.0	0.60	1		02/21/26 23:25	16887-00-6	
Fluoride	ND	mg/L	0.10	0.050	1		02/21/26 23:25	16984-48-8	
Sulfate	**401**	mg/L	9.0	4.5	9		02/22/26 07:32	14808-79-8	
WC 6020B MET ICPMS	Analytical Method: EPA 6020B Preparation Method: EPA 3005A								
	Pace Analytical Services - West Columbia								
Antimony	ND	mg/L	0.0020	0.00043	1	02/25/26 19:26	03/13/26 17:43	7440-36-0	
Arsenic	ND	mg/L	0.0020	0.00041	1	02/25/26 19:26	03/13/26 17:43	7440-38-2	
Barium	**0.10**	mg/L	0.0050	0.00056	1	02/25/26 19:26	03/13/26 17:43	7440-39-3	
Beryllium	**0.00016J**	mg/L	0.00040	0.00015	1	02/25/26 19:26	03/21/26 02:51	7440-41-7	
Boron	**6.1**	mg/L	2.0	0.37	50	02/25/26 19:26	03/21/26 02:59	7440-42-8	
Cadmium	**0.00028J**	mg/L	0.00050	0.00010	1	02/25/26 19:26	03/13/26 17:43	7440-43-9	
Calcium	**77.5**	mg/L	4.0	1.0	10	02/25/26 19:26	03/13/26 17:47	7440-70-2	
Chromium	**0.00042J**	mg/L	0.0050	0.00024	1	02/25/26 19:26	03/13/26 17:43	7440-47-3	
Cobalt	**0.0082**	mg/L	0.0050	0.00012	1	02/25/26 19:26	03/13/26 17:43	7440-48-4	
Lead	ND	mg/L	0.0010	0.00027	1	02/25/26 19:26	03/13/26 17:43	7439-92-1	
Magnesium	**59.8**	mg/L	0.50	0.24	10	02/25/26 19:26	03/13/26 17:47	7439-95-4	
Molybdenum	ND	mg/L	0.010	0.0020	1	02/25/26 19:26	03/13/26 17:43	7439-98-7	
Potassium	**7.2**	mg/L	0.40	0.13	1	02/25/26 19:26	03/13/26 17:43	7440-09-7	
Selenium	**0.012**	mg/L	0.0050	0.00050	1	02/25/26 19:26	03/13/26 17:43	7782-49-2	
Sodium	**26.7**	mg/L	0.40	0.083	1	02/25/26 19:26	03/13/26 17:43	7440-23-5	
Thallium	ND	mg/L	0.00050	0.00017	1	02/25/26 19:26	03/13/26 17:43	7440-28-0	
WCOL 7470 Mercury	Analytical Method: EPA 7470A Preparation Method: EPA 7470A								
	Pace Analytical Services - West Columbia								
Mercury	ND	mg/L	0.00020	0.000091	1	02/24/26 17:33	02/24/26 23:21	7439-97-6	

This report shall not be reproduced, except in full,
without the written consent of Pace Analytical Services, LLC.

Pace Analytical Services, LLC
9800 Kincey Ave. Suite 100
Huntersville, NC 28078
(704)875-9092

ANALYTICAL RESULTS

Project: YAT-AP-3,A,B/B,R6
Pace Project No.: 92845342

Sample: YAT-AMA-R6-FD-1 **Lab ID: 92845342003** Collected: 02/18/26 00:00 Received: 02/19/26 13:15 Matrix: Water

Parameters	Results	Units	Report Limit	MDL	DF	Prepared	Analyzed	CAS No.	Qual
Metals (ICPMS) 6020B	Analytical Method: EPA 6020B Preparation Method: 3015 Pace National - Mt. Juliet								
Lithium	**0.0197**	mg/L	0.00200	0.000600	1	02/26/26 14:18	02/26/26 19:58	7439-93-2	
2320B Alkalinity	Analytical Method: SM 2320B-2021 Pace Analytical Services - Asheville								
Alkalinity,Bicarbonate (CaCO3)	**22.3**	mg/L	5.0	5.0	1		03/04/26 15:03		
Alkalinity,Carbonate (CaCO3)	ND	mg/L	5.0	5.0	1		03/04/26 15:03		
Alkalinity, Total as CaCO3	**22.3**	mg/L	5.0	5.0	1		03/04/26 15:03		
2540C Total Dissolved Solids	Analytical Method: SM 2540C-2020 Pace Analytical Services - Asheville								
Total Dissolved Solids	**704**	mg/L	50.0	50.0	1		02/24/26 02:57		
300.0 IC Anions 28 Days	Analytical Method: EPA 300.0 Rev 2.1 1993 Pace Analytical Services - Asheville								
Chloride	**7.1**	mg/L	1.0	0.60	1		02/21/26 23:40	16887-00-6	
Fluoride	ND	mg/L	0.10	0.050	1		02/21/26 23:40	16984-48-8	
Sulfate	**394**	mg/L	9.0	4.5	9		02/22/26 07:47	14808-79-8	
WC 6020B MET ICPMS	Analytical Method: EPA 6020B Preparation Method: EPA 3005A Pace Analytical Services - West Columbia								
Antimony	ND	mg/L	0.0020	0.00043	1	02/25/26 19:26	03/13/26 17:50	7440-36-0	
Arsenic	ND	mg/L	0.0020	0.00041	1	02/25/26 19:26	03/13/26 17:50	7440-38-2	
Barium	**0.098**	mg/L	0.0050	0.00056	1	02/25/26 19:26	03/13/26 17:50	7440-39-3	
Beryllium	ND	mg/L	0.00040	0.00015	1	02/25/26 19:26	03/21/26 03:08	7440-41-7	
Boron	**6.4**	mg/L	2.0	0.37	50	02/25/26 19:26	03/21/26 03:17	7440-42-8	
Cadmium	**0.00026J**	mg/L	0.00050	0.00010	1	02/25/26 19:26	03/13/26 17:50	7440-43-9	
Calcium	**80.8**	mg/L	20.0	5.0	50	02/25/26 19:26	03/13/26 17:53	7440-70-2	
Chromium	**0.00047J**	mg/L	0.0050	0.00024	1	02/25/26 19:26	03/13/26 17:50	7440-47-3	
Cobalt	**0.0079**	mg/L	0.0050	0.00012	1	02/25/26 19:26	03/13/26 17:50	7440-48-4	
Lead	ND	mg/L	0.0010	0.00027	1	02/25/26 19:26	03/13/26 17:50	7439-92-1	
Magnesium	**60.6**	mg/L	2.5	1.2	50	02/25/26 19:26	03/13/26 17:53	7439-95-4	
Molybdenum	ND	mg/L	0.010	0.0020	1	02/25/26 19:26	03/13/26 17:50	7439-98-7	
Potassium	**7.1**	mg/L	0.40	0.13	1	02/25/26 19:26	03/13/26 17:50	7440-09-7	
Selenium	**0.012**	mg/L	0.0050	0.00050	1	02/25/26 19:26	03/13/26 17:50	7782-49-2	
Sodium	**27.3**	mg/L	0.40	0.083	1	02/25/26 19:26	03/13/26 17:50	7440-23-5	
Thallium	ND	mg/L	0.00050	0.00017	1	02/25/26 19:26	03/13/26 17:50	7440-28-0	
WCOL 7470 Mercury	Analytical Method: EPA 7470A Preparation Method: EPA 7470A Pace Analytical Services - West Columbia								
Mercury	ND	mg/L	0.00020	0.000091	1	02/24/26 17:33	02/24/26 23:24	7439-97-6	

This report shall not be reproduced, except in full,
without the written consent of Pace Analytical Services, LLC.

Pace Analytical Services, LLC
9800 Kincey Ave. Suite 100
Huntersville, NC 28078
(704)875-9092

ANALYTICAL RESULTS

Project: YAT-AP-3,A,B/B,R6
Pace Project No.: 92845342

Sample: YAT-YGWC-36A **Lab ID: 92845342004** Collected: 02/18/26 13:42 Received: 02/19/26 13:15 Matrix: Water

Parameters	Results	Units	Report Limit	MDL	DF	Prepared	Analyzed	CAS No.	Qual
Metals (ICPMS) 6020B	Analytical Method: EPA 6020B Preparation Method: 3015 Pace National - Mt. Juliet								
Lithium	**0.00269**	mg/L	0.00200	0.000600	1	02/26/26 14:18	02/26/26 20:01	7439-93-2	
2320B Alkalinity	Analytical Method: SM 2320B-2021 Pace Analytical Services - Asheville								
Alkalinity,Bicarbonate (CaCO3)	**6.2**	mg/L	5.0	5.0	1		03/04/26 15:08		
Alkalinity,Carbonate (CaCO3)	ND	mg/L	5.0	5.0	1		03/04/26 15:08		
Alkalinity, Total as CaCO3	**6.2**	mg/L	5.0	5.0	1		03/04/26 15:08		
2540C Total Dissolved Solids	Analytical Method: SM 2540C-2020 Pace Analytical Services - Asheville								
Total Dissolved Solids	**465**	mg/L	25.0	25.0	1		02/24/26 02:58		
300.0 IC Anions 28 Days	Analytical Method: EPA 300.0 Rev 2.1 1993 Pace Analytical Services - Asheville								
Chloride	**4.9**	mg/L	1.0	0.60	1		02/21/26 23:54	16887-00-6	
Fluoride	ND	mg/L	0.10	0.050	1		02/21/26 23:54	16984-48-8	
Sulfate	**265**	mg/L	6.0	3.0	6		02/22/26 08:01	14808-79-8	
WC 6020B MET ICPMS	Analytical Method: EPA 6020B Preparation Method: EPA 3005A Pace Analytical Services - West Columbia								
Antimony	ND	mg/L	0.0020	0.00043	1	02/25/26 19:26	03/13/26 17:56	7440-36-0	
Arsenic	ND	mg/L	0.0020	0.00041	1	02/25/26 19:26	03/13/26 17:56	7440-38-2	
Barium	**0.045**	mg/L	0.0050	0.00056	1	02/25/26 19:26	03/13/26 17:56	7440-39-3	
Beryllium	**0.0031**	mg/L	0.00040	0.00015	1	02/25/26 19:26	03/21/26 03:25	7440-41-7	
Boron	**0.51**	mg/L	0.20	0.037	5	02/25/26 19:26	03/21/26 03:34	7440-42-8	
Cadmium	**0.00021J**	mg/L	0.00050	0.00010	1	02/25/26 19:26	03/13/26 17:56	7440-43-9	
Calcium	**59.0**	mg/L	2.0	0.50	5	02/25/26 19:26	03/13/26 17:59	7440-70-2	
Chromium	**0.00053J**	mg/L	0.0050	0.00024	1	02/25/26 19:26	03/13/26 17:56	7440-47-3	
Cobalt	ND	mg/L	0.0050	0.00012	1	02/25/26 19:26	03/13/26 17:56	7440-48-4	
Lead	ND	mg/L	0.0010	0.00027	1	02/25/26 19:26	03/13/26 17:56	7439-92-1	
Magnesium	**29.1**	mg/L	0.050	0.024	1	02/25/26 19:26	03/13/26 17:56	7439-95-4	
Molybdenum	ND	mg/L	0.010	0.0020	1	02/25/26 19:26	03/13/26 17:56	7439-98-7	
Potassium	**2.7**	mg/L	0.40	0.13	1	02/25/26 19:26	03/13/26 17:56	7440-09-7	
Selenium	**0.0057**	mg/L	0.0050	0.00050	1	02/25/26 19:26	03/13/26 17:56	7782-49-2	
Sodium	**27.8**	mg/L	0.40	0.083	1	02/25/26 19:26	03/13/26 17:56	7440-23-5	
Thallium	ND	mg/L	0.00050	0.00017	1	02/25/26 19:26	03/13/26 17:56	7440-28-0	
WCOL 7470 Mercury	Analytical Method: EPA 7470A Preparation Method: EPA 7470A Pace Analytical Services - West Columbia								
Mercury	ND	mg/L	0.00020	0.000091	1	02/24/26 17:33	02/24/26 23:32	7439-97-6	

This report shall not be reproduced, except in full,
without the written consent of Pace Analytical Services, LLC.

Pace Analytical Services, LLC
9800 Kincey Ave. Suite 100
Huntersville, NC 28078
(704)875-9092

ANALYTICAL RESULTS

Project: YAT-AP-3,A,B/B,R6
Pace Project No.: 92845342

Sample: YAT-YGWC-24SB **Lab ID: 92845342005** Collected: 02/18/26 09:55 Received: 02/19/26 13:15 Matrix: Water

Parameters	Results	Units	Report Limit	MDL	DF	Prepared	Analyzed	CAS No.	Qual
Metals (ICPMS) 6020B	Analytical Method: EPA 6020B Preparation Method: 3015 Pace National - Mt. Juliet								
Lithium	**0.000773J**	mg/L	0.00200	0.000600	1	02/26/26 14:18	02/26/26 20:04	7439-93-2	J
2320B Alkalinity	Analytical Method: SM 2320B-2021 Pace Analytical Services - Asheville								
Alkalinity,Bicarbonate (CaCO3)	**11.7**	mg/L	5.0	5.0	1		03/04/26 15:13		
Alkalinity,Carbonate (CaCO3)	ND	mg/L	5.0	5.0	1		03/04/26 15:13		
Alkalinity, Total as CaCO3	**11.7**	mg/L	5.0	5.0	1		03/04/26 15:13		
2540C Total Dissolved Solids	Analytical Method: SM 2540C-2020 Pace Analytical Services - Asheville								
Total Dissolved Solids	**92.0**	mg/L	25.0	25.0	1		02/24/26 02:58		
300.0 IC Anions 28 Days	Analytical Method: EPA 300.0 Rev 2.1 1993 Pace Analytical Services - Asheville								
Chloride	**8.7**	mg/L	1.0	0.60	1		02/22/26 00:08	16887-00-6	
Fluoride	ND	mg/L	0.10	0.050	1		02/22/26 00:08	16984-48-8	
Sulfate	ND	mg/L	1.0	0.50	1		02/22/26 00:08	14808-79-8	
WC 6020B MET ICPMS	Analytical Method: EPA 6020B Preparation Method: EPA 3005A Pace Analytical Services - West Columbia								
Antimony	ND	mg/L	0.0020	0.00043	1	02/25/26 19:26	03/13/26 18:02	7440-36-0	
Arsenic	ND	mg/L	0.0020	0.00041	1	02/25/26 19:26	03/13/26 18:02	7440-38-2	
Barium	**0.026**	mg/L	0.0050	0.00056	1	02/25/26 19:26	03/13/26 18:02	7440-39-3	
Beryllium	ND	mg/L	0.00040	0.00015	1	02/25/26 19:26	03/21/26 03:43	7440-41-7	
Boron	**0.0079J**	mg/L	0.040	0.0073	1	02/25/26 19:26	03/21/26 03:43	7440-42-8	
Cadmium	ND	mg/L	0.00050	0.00010	1	02/25/26 19:26	03/13/26 18:02	7440-43-9	
Calcium	**2.4**	mg/L	0.40	0.10	1	02/25/26 19:26	03/13/26 18:02	7440-70-2	
Chromium	**0.00048J**	mg/L	0.0050	0.00024	1	02/25/26 19:26	03/13/26 18:02	7440-47-3	
Cobalt	ND	mg/L	0.0050	0.00012	1	02/25/26 19:26	03/13/26 18:02	7440-48-4	
Lead	ND	mg/L	0.0010	0.00027	1	02/25/26 19:26	03/13/26 18:02	7439-92-1	
Magnesium	**1.8**	mg/L	0.050	0.024	1	02/25/26 19:26	03/13/26 18:02	7439-95-4	
Molybdenum	ND	mg/L	0.010	0.0020	1	02/25/26 19:26	03/13/26 18:02	7439-98-7	
Potassium	**0.79**	mg/L	0.40	0.13	1	02/25/26 19:26	03/13/26 18:02	7440-09-7	
Selenium	ND	mg/L	0.0050	0.00050	1	02/25/26 19:26	03/13/26 18:02	7782-49-2	
Sodium	**10.4**	mg/L	0.40	0.083	1	02/25/26 19:26	03/13/26 18:02	7440-23-5	
Thallium	ND	mg/L	0.00050	0.00017	1	02/25/26 19:26	03/13/26 18:02	7440-28-0	
WCOL 7470 Mercury	Analytical Method: EPA 7470A Preparation Method: EPA 7470A Pace Analytical Services - West Columbia								
Mercury	ND	mg/L	0.00020	0.000091	1	02/24/26 17:33	02/24/26 23:34	7439-97-6	

This report shall not be reproduced, except in full,
without the written consent of Pace Analytical Services, LLC.

Pace Analytical Services, LLC
9800 Kincey Ave. Suite 100
Huntersville, NC 28078
(704)875-9092

ANALYTICAL RESULTS

Project: YAT-AP-3,A,B/B,R6
Pace Project No.: 92845342

Sample: YAT-YGWC-43 **Lab ID: 92845342006** Collected: 02/18/26 15:38 Received: 02/19/26 13:15 Matrix: Water

Parameters	Results	Units	Report Limit	MDL	DF	Prepared	Analyzed	CAS No.	Qual
Metals (ICPMS) 6020B	Analytical Method: EPA 6020B Preparation Method: 3015								
	Pace National - Mt. Juliet								
Lithium	**0.0172**	mg/L	0.00200	0.000600	1	02/26/26 14:18	02/26/26 20:14	7439-93-2	
2320B Alkalinity	Analytical Method: SM 2320B-2021								
	Pace Analytical Services - Asheville								
Alkalinity,Bicarbonate (CaCO3)	**31.7**	mg/L	5.0	5.0	1		03/04/26 15:17		
Alkalinity,Carbonate (CaCO3)	ND	mg/L	5.0	5.0	1		03/04/26 15:17		
Alkalinity, Total as CaCO3	**31.7**	mg/L	5.0	5.0	1		03/04/26 15:17		
2540C Total Dissolved Solids	Analytical Method: SM 2540C-2020								
	Pace Analytical Services - Asheville								
Total Dissolved Solids	**395**	mg/L	25.0	25.0	1		02/24/26 03:00		
300.0 IC Anions 28 Days	Analytical Method: EPA 300.0 Rev 2.1 1993								
	Pace Analytical Services - Asheville								
Chloride	**3.0**	mg/L	1.0	0.60	1		02/22/26 00:23	16887-00-6	
Fluoride	**0.082J**	mg/L	0.10	0.050	1		02/22/26 00:23	16984-48-8	
Sulfate	**199**	mg/L	4.0	2.0	4		02/22/26 08:15	14808-79-8	
WC 6020B MET ICPMS	Analytical Method: EPA 6020B Preparation Method: EPA 3005A								
	Pace Analytical Services - West Columbia								
Antimony	ND	mg/L	0.0020	0.00043	1	02/25/26 19:26	03/13/26 18:05	7440-36-0	
Arsenic	ND	mg/L	0.0020	0.00041	1	02/25/26 19:26	03/13/26 18:05	7440-38-2	
Barium	**0.028**	mg/L	0.0050	0.00056	1	02/25/26 19:26	03/13/26 18:05	7440-39-3	
Beryllium	**0.00064**	mg/L	0.00040	0.00015	1	02/25/26 19:26	03/23/26 13:40	7440-41-7	
Boron	**3.7**	mg/L	0.80	0.15	20	02/25/26 19:26	03/24/26 09:03	7440-42-8	
Cadmium	ND	mg/L	0.00050	0.00010	1	02/25/26 19:26	03/13/26 18:05	7440-43-9	
Calcium	**17.7**	mg/L	0.40	0.10	1	02/25/26 19:26	03/13/26 18:05	7440-70-2	
Chromium	**0.00053J**	mg/L	0.0050	0.00024	1	02/25/26 19:26	03/13/26 18:05	7440-47-3	
Cobalt	**0.00060J**	mg/L	0.0050	0.00012	1	02/25/26 19:26	03/13/26 18:05	7440-48-4	
Lead	ND	mg/L	0.0010	0.00027	1	02/25/26 19:26	03/13/26 18:05	7439-92-1	
Magnesium	**37.4**	mg/L	0.050	0.024	1	02/25/26 19:26	03/13/26 18:05	7439-95-4	
Molybdenum	ND	mg/L	0.010	0.0020	1	02/25/26 19:26	03/13/26 18:05	7439-98-7	
Potassium	**7.5**	mg/L	0.40	0.13	1	02/25/26 19:26	03/13/26 18:05	7440-09-7	
Selenium	ND	mg/L	0.0050	0.00050	1	02/25/26 19:26	03/13/26 18:05	7782-49-2	
Sodium	**20.2**	mg/L	0.40	0.083	1	02/25/26 19:26	03/13/26 18:05	7440-23-5	
Thallium	ND	mg/L	0.00050	0.00017	1	02/25/26 19:26	03/13/26 18:05	7440-28-0	
WCOL 7470 Mercury	Analytical Method: EPA 7470A Preparation Method: EPA 7470A								
	Pace Analytical Services - West Columbia								
Mercury	ND	mg/L	0.00020	0.000091	1	02/24/26 17:33	02/24/26 23:37	7439-97-6	

This report shall not be reproduced, except in full,
without the written consent of Pace Analytical Services, LLC.

Pace Analytical Services, LLC
9800 Kincey Ave. Suite 100
Huntersville, NC 28078
(704)875-9092

ANALYTICAL RESULTS

Project: YAT-AP-3,A,B/B,R6
Pace Project No.: 92845342

Sample: YAT-PZ-51 **Lab ID: 92845342007** Collected: 02/18/26 16:45 Received: 02/19/26 13:15 Matrix: Water

Parameters	Results	Units	Report Limit	MDL	DF	Prepared	Analyzed	CAS No.	Qual
Metals (ICPMS) 6020B	Analytical Method: EPA 6020B Preparation Method: 3015 Pace National - Mt. Juliet								
Lithium	**0.00603**	mg/L	0.00200	0.000600	1	02/26/26 14:18	02/26/26 20:17	7439-93-2	
2320B Alkalinity	Analytical Method: SM 2320B-2021 Pace Analytical Services - Asheville								
Alkalinity,Bicarbonate (CaCO3)	ND	mg/L	5.0	5.0	1		03/04/26 15:23		
Alkalinity,Carbonate (CaCO3)	ND	mg/L	5.0	5.0	1		03/04/26 15:23		
Alkalinity, Total as CaCO3	ND	mg/L	5.0	5.0	1		03/04/26 15:23		
2540C Total Dissolved Solids	Analytical Method: SM 2540C-2020 Pace Analytical Services - Asheville								
Total Dissolved Solids	**630**	mg/L	50.0	50.0	1		02/24/26 03:00		
300.0 IC Anions 28 Days	Analytical Method: EPA 300.0 Rev 2.1 1993 Pace Analytical Services - Asheville								
Chloride	**4.5**	mg/L	1.0	0.60	1		02/22/26 00:37	16887-00-6	
Fluoride	**0.16**	mg/L	0.10	0.050	1		02/22/26 00:37	16984-48-8	
Sulfate	**368**	mg/L	8.0	4.0	8		02/22/26 08:29	14808-79-8	
WC 6020B MET ICPMS	Analytical Method: EPA 6020B Preparation Method: EPA 3005A Pace Analytical Services - West Columbia								
Antimony	ND	mg/L	0.0020	0.00043	1	02/25/26 19:26	03/13/26 18:11	7440-36-0	
Arsenic	ND	mg/L	0.0020	0.00041	1	02/25/26 19:26	03/13/26 18:11	7440-38-2	
Barium	**0.014**	mg/L	0.0050	0.00056	1	02/25/26 19:26	03/13/26 18:11	7440-39-3	
Beryllium	**0.0041**	mg/L	0.00040	0.00015	1	02/25/26 19:26	03/23/26 13:48	7440-41-7	
Boron	**7.9**	mg/L	2.0	0.37	50	02/25/26 19:26	03/24/26 08:54	7440-42-8	
Cadmium	**0.0019**	mg/L	0.00050	0.00010	1	02/25/26 19:26	03/13/26 18:11	7440-43-9	
Calcium	**70.7**	mg/L	10.0	2.5	25	02/25/26 19:26	03/13/26 18:21	7440-70-2	
Chromium	**0.00051J**	mg/L	0.0050	0.00024	1	02/25/26 19:26	03/13/26 18:11	7440-47-3	
Cobalt	**0.0049J**	mg/L	0.0050	0.00012	1	02/25/26 19:26	03/13/26 18:11	7440-48-4	
Lead	ND	mg/L	0.0010	0.00027	1	02/25/26 19:26	03/13/26 18:11	7439-92-1	
Magnesium	**59.6**	mg/L	1.2	0.61	25	02/25/26 19:26	03/13/26 18:21	7439-95-4	
Molybdenum	ND	mg/L	0.010	0.0020	1	02/25/26 19:26	03/13/26 18:11	7439-98-7	
Potassium	**4.5**	mg/L	0.40	0.13	1	02/25/26 19:26	03/13/26 18:11	7440-09-7	
Selenium	**0.022**	mg/L	0.0050	0.00050	1	02/25/26 19:26	03/13/26 18:11	7782-49-2	
Sodium	**17.7**	mg/L	0.40	0.083	1	02/25/26 19:26	03/13/26 18:11	7440-23-5	
Thallium	ND	mg/L	0.00050	0.00017	1	02/25/26 19:26	03/13/26 18:11	7440-28-0	
WCOL 7470 Mercury	Analytical Method: EPA 7470A Preparation Method: EPA 7470A Pace Analytical Services - West Columbia								
Mercury	ND	mg/L	0.00020	0.000091	1	03/04/26 14:04	03/04/26 17:20	7439-97-6	

This report shall not be reproduced, except in full,
without the written consent of Pace Analytical Services, LLC.

Pace Analytical Services, LLC
9800 Kincey Ave. Suite 100
Huntersville, NC 28078
(704)875-9092

ANALYTICAL RESULTS

Project: YAT-AP-3,A,B/B,R6
Pace Project No.: 92845342

Sample: YAT-AMA-R6-FB-1 **Lab ID: 92845342008** Collected: 02/18/26 10:40 Received: 02/19/26 13:15 Matrix: Water

Parameters	Results	Units	Report Limit	MDL	DF	Prepared	Analyzed	CAS No.	Qual
Metals (ICPMS) 6020B	Analytical Method: EPA 6020B Preparation Method: 3015								
	Pace National - Mt. Juliet								
Lithium	ND	mg/L	0.00200	0.000600	1	02/26/26 14:18	02/26/26 20:20	7439-93-2	
2320B Alkalinity	Analytical Method: SM 2320B-2021								
	Pace Analytical Services - Asheville								
Alkalinity,Bicarbonate (CaCO3)	ND	mg/L	5.0	5.0	1		03/04/26 15:27		
Alkalinity,Carbonate (CaCO3)	ND	mg/L	5.0	5.0	1		03/04/26 15:27		
Alkalinity, Total as CaCO3	ND	mg/L	5.0	5.0	1		03/04/26 15:27		
2540C Total Dissolved Solids	Analytical Method: SM 2540C-2020								
	Pace Analytical Services - Asheville								
Total Dissolved Solids	ND	mg/L	25.0	25.0	1		02/24/26 03:01		
300.0 IC Anions 28 Days	Analytical Method: EPA 300.0 Rev 2.1 1993								
	Pace Analytical Services - Asheville								
Chloride	ND	mg/L	1.0	0.60	1		02/21/26 15:32	16887-00-6	
Fluoride	ND	mg/L	0.10	0.050	1		02/21/26 15:32	16984-48-8	
Sulfate	ND	mg/L	1.0	0.50	1		02/21/26 15:32	14808-79-8	
WC 6020B MET ICPMS	Analytical Method: EPA 6020B Preparation Method: EPA 3005A								
	Pace Analytical Services - West Columbia								
Antimony	ND	mg/L	0.0020	0.00043	1	02/25/26 19:26	03/13/26 18:24	7440-36-0	
Arsenic	ND	mg/L	0.0020	0.00041	1	02/25/26 19:26	03/13/26 18:24	7440-38-2	
Barium	ND	mg/L	0.0050	0.00056	1	02/25/26 19:26	03/13/26 18:24	7440-39-3	
Beryllium	ND	mg/L	0.00040	0.00015	1	02/25/26 19:26	03/23/26 14:06	7440-41-7	
Boron	**0.011J**	mg/L	0.040	0.0073	1	02/25/26 19:26	03/23/26 14:06	7440-42-8	
Cadmium	ND	mg/L	0.00050	0.00010	1	02/25/26 19:26	03/13/26 18:24	7440-43-9	
Calcium	ND	mg/L	0.40	0.10	1	02/25/26 19:26	03/13/26 18:24	7440-70-2	
Chromium	ND	mg/L	0.0050	0.00024	1	02/25/26 19:26	03/13/26 18:24	7440-47-3	
Cobalt	ND	mg/L	0.0050	0.00012	1	02/25/26 19:26	03/13/26 18:24	7440-48-4	
Lead	ND	mg/L	0.0010	0.00027	1	02/25/26 19:26	03/13/26 18:24	7439-92-1	
Magnesium	ND	mg/L	0.050	0.024	1	02/25/26 19:26	03/13/26 18:24	7439-95-4	
Molybdenum	ND	mg/L	0.010	0.0020	1	02/25/26 19:26	03/13/26 18:24	7439-98-7	
Potassium	ND	mg/L	0.40	0.13	1	02/25/26 19:26	03/13/26 18:24	7440-09-7	
Selenium	ND	mg/L	0.0050	0.00050	1	02/25/26 19:26	03/13/26 18:24	7782-49-2	
Sodium	ND	mg/L	0.40	0.083	1	02/25/26 19:26	03/13/26 18:24	7440-23-5	
Thallium	ND	mg/L	0.00050	0.00017	1	02/25/26 19:26	03/13/26 18:24	7440-28-0	
WCOL 7470 Mercury	Analytical Method: EPA 7470A Preparation Method: EPA 7470A								
	Pace Analytical Services - West Columbia								
Mercury	ND	mg/L	0.00020	0.000091	1	02/24/26 17:33	02/24/26 23:39	7439-97-6	

This report shall not be reproduced, except in full,
without the written consent of Pace Analytical Services, LLC.

Pace Analytical Services, LLC
9800 Kincey Ave. Suite 100
Huntersville, NC 28078
(704)875-9092

ANALYTICAL RESULTS

Project: YAT-AP-3,A,B/B,R6
Pace Project No.: 92845342

Sample: YAT-PZ-54D **Lab ID: 92845342009** Collected: 02/18/26 09:30 Received: 02/19/26 13:15 Matrix: Water

Parameters	Results	Units	Report Limit	MDL	DF	Prepared	Analyzed	CAS No.	Qual
Metals (ICPMS) 6020B	Analytical Method: EPA 6020B Preparation Method: 3015								
	Pace National - Mt. Juliet								
Lithium	**0.0158**	mg/L	0.00200	0.000600	1	02/26/26 14:18	02/26/26 20:23	7439-93-2	
2320B Alkalinity	Analytical Method: SM 2320B-2021								
	Pace Analytical Services - Asheville								
Alkalinity,Bicarbonate (CaCO3)	**371**	mg/L	5.0	5.0	1		03/04/26 20:16		
Alkalinity,Carbonate (CaCO3)	ND	mg/L	5.0	5.0	1		03/04/26 20:16		
Alkalinity, Total as CaCO3	**371**	mg/L	5.0	5.0	1		03/04/26 20:16		
2540C Total Dissolved Solids	Analytical Method: SM 2540C-2020								
	Pace Analytical Services - Asheville								
Total Dissolved Solids	**654**	mg/L	50.0	50.0	1		02/24/26 03:01		
300.0 IC Anions 28 Days	Analytical Method: EPA 300.0 Rev 2.1 1993								
	Pace Analytical Services - Asheville								
Chloride	**6.3**	mg/L	1.0	0.60	1		02/22/26 01:20	16887-00-6	
Fluoride	**0.25**	mg/L	0.10	0.050	1		02/22/26 01:20	16984-48-8	
Sulfate	**149**	mg/L	3.0	1.5	3		02/22/26 08:43	14808-79-8	M1
WC 6020B MET ICPMS	Analytical Method: EPA 6020B Preparation Method: EPA 3005A								
	Pace Analytical Services - West Columbia								
Antimony	ND	mg/L	0.0020	0.00043	1	02/25/26 19:26	03/13/26 18:27	7440-36-0	
Arsenic	**0.0092**	mg/L	0.0020	0.00041	1	02/25/26 19:26	03/13/26 18:27	7440-38-2	
Barium	**0.045**	mg/L	0.0050	0.00056	1	02/25/26 19:26	03/13/26 18:27	7440-39-3	
Beryllium	ND	mg/L	0.00040	0.00015	1	02/25/26 19:26	03/23/26 14:14	7440-41-7	
Boron	**1.4**	mg/L	0.40	0.073	10	02/25/26 19:26	03/25/26 16:22	7440-42-8	
Cadmium	ND	mg/L	0.00050	0.00010	1	02/25/26 19:26	03/13/26 18:27	7440-43-9	
Calcium	**79.0**	mg/L	4.0	1.0	10	02/25/26 19:26	03/13/26 18:30	7440-70-2	
Chromium	**0.00024J**	mg/L	0.0050	0.00024	1	02/25/26 19:26	03/13/26 18:27	7440-47-3	
Cobalt	**0.0025J**	mg/L	0.0050	0.00012	1	02/25/26 19:26	03/13/26 18:27	7440-48-4	
Lead	ND	mg/L	0.0010	0.00027	1	02/25/26 19:26	03/13/26 18:27	7439-92-1	
Magnesium	**11.1**	mg/L	0.050	0.024	1	02/25/26 19:26	03/13/26 18:27	7439-95-4	
Molybdenum	**0.039**	mg/L	0.010	0.0020	1	02/25/26 19:26	03/13/26 18:27	7439-98-7	
Potassium	**3.5**	mg/L	0.40	0.13	1	02/25/26 19:26	03/13/26 18:27	7440-09-7	
Selenium	ND	mg/L	0.0050	0.00050	1	02/25/26 19:26	03/13/26 18:27	7782-49-2	
Sodium	**153**	mg/L	4.0	0.83	10	02/25/26 19:26	03/13/26 18:30	7440-23-5	
Thallium	ND	mg/L	0.00050	0.00017	1	02/25/26 19:26	03/13/26 18:27	7440-28-0	
WCOL 7470 Mercury	Analytical Method: EPA 7470A Preparation Method: EPA 7470A								
	Pace Analytical Services - West Columbia								
Mercury	ND	mg/L	0.00020	0.000091	1	02/24/26 17:33	02/24/26 23:42	7439-97-6	

This report shall not be reproduced, except in full,
without the written consent of Pace Analytical Services, LLC.

Pace Analytical Services, LLC
9800 Kincey Ave. Suite 100
Huntersville, NC 28078
(704)875-9092

ANALYTICAL RESULTS

Project: YAT-AP-3,A,B/B,R6
Pace Project No.: 92845342

Sample: YAT-YGWC-38 **Lab ID: 92845342010** Collected: 02/18/26 15:55 Received: 02/19/26 13:15 Matrix: Water

Parameters	Results	Units	Report Limit	MDL	DF	Prepared	Analyzed	CAS No.	Qual
Metals (ICPMS) 6020B	Analytical Method: EPA 6020B Preparation Method: 3015								
	Pace National - Mt. Juliet								
Lithium	**0.00590**	mg/L	0.00200	0.000600	1	02/26/26 14:18	02/26/26 20:26	7439-93-2	
2320B Alkalinity	Analytical Method: SM 2320B-2021								
	Pace Analytical Services - Asheville								
Alkalinity,Bicarbonate (CaCO3)	**10.3**	mg/L	5.0	5.0	1		03/04/26 15:38		
Alkalinity,Carbonate (CaCO3)	ND	mg/L	5.0	5.0	1		03/04/26 15:38		
Alkalinity, Total as CaCO3	**10.3**	mg/L	5.0	5.0	1		03/04/26 15:38		
2540C Total Dissolved Solids	Analytical Method: SM 2540C-2020								
	Pace Analytical Services - Asheville								
Total Dissolved Solids	**295**	mg/L	25.0	25.0	1		02/24/26 03:01		
300.0 IC Anions 28 Days	Analytical Method: EPA 300.0 Rev 2.1 1993								
	Pace Analytical Services - Asheville								
Chloride	**4.7**	mg/L	1.0	0.60	1		02/22/26 02:03	16887-00-6	
Fluoride	**0.062J**	mg/L	0.10	0.050	1		02/22/26 02:03	16984-48-8	
Sulfate	**156**	mg/L	3.0	1.5	3		02/22/26 09:55	14808-79-8	
WC 6020B MET ICPMS	Analytical Method: EPA 6020B Preparation Method: EPA 3005A								
	Pace Analytical Services - West Columbia								
Antimony	ND	mg/L	0.0020	0.00043	1	02/25/26 19:26	03/13/26 18:33	7440-36-0	
Arsenic	ND	mg/L	0.0020	0.00041	1	02/25/26 19:26	03/13/26 18:33	7440-38-2	
Barium	**0.018**	mg/L	0.0050	0.00056	1	02/25/26 19:26	03/13/26 18:33	7440-39-3	
Beryllium	**0.0015**	mg/L	0.00040	0.00015	1	02/25/26 19:26	03/23/26 14:32	7440-41-7	
Boron	**2.5**	mg/L	0.80	0.15	20	02/25/26 19:26	03/25/26 16:32	7440-42-8	
Cadmium	**0.00052**	mg/L	0.00050	0.00010	1	02/25/26 19:26	03/13/26 18:33	7440-43-9	
Calcium	**36.6**	mg/L	0.40	0.10	1	02/25/26 19:26	03/13/26 18:33	7440-70-2	
Chromium	ND	mg/L	0.0050	0.00024	1	02/25/26 19:26	03/13/26 18:33	7440-47-3	
Cobalt	ND	mg/L	0.0050	0.00012	1	02/25/26 19:26	03/13/26 18:33	7440-48-4	
Lead	ND	mg/L	0.0010	0.00027	1	02/25/26 19:26	03/13/26 18:33	7439-92-1	
Magnesium	**19.1**	mg/L	0.050	0.024	1	02/25/26 19:26	03/13/26 18:33	7439-95-4	
Molybdenum	ND	mg/L	0.010	0.0020	1	02/25/26 19:26	03/13/26 18:33	7439-98-7	
Potassium	**3.3**	mg/L	0.40	0.13	1	02/25/26 19:26	03/13/26 18:33	7440-09-7	
Selenium	**0.044**	mg/L	0.0050	0.00050	1	02/25/26 19:26	03/13/26 18:33	7782-49-2	
Sodium	**17.6**	mg/L	0.40	0.083	1	02/25/26 19:26	03/13/26 18:33	7440-23-5	
Thallium	ND	mg/L	0.00050	0.00017	1	02/25/26 19:26	03/13/26 18:33	7440-28-0	
WCOL 7470 Mercury	Analytical Method: EPA 7470A Preparation Method: EPA 7470A								
	Pace Analytical Services - West Columbia								
Mercury	ND	mg/L	0.00020	0.000091	1	02/24/26 17:33	02/24/26 23:44	7439-97-6	

This report shall not be reproduced, except in full,
without the written consent of Pace Analytical Services, LLC.

Pace Analytical Services, LLC
9800 Kincey Ave. Suite 100
Huntersville, NC 28078
(704)875-9092

ANALYTICAL RESULTS

Project: YAT-AP-3,A,B/B,R6
Pace Project No.: 92845342

Sample: YAT-PZ-37 **Lab ID: 92845342011** Collected: 02/18/26 13:40 Received: 02/19/26 13:15 Matrix: Water

Parameters	Results	Units	Report Limit	MDL	DF	Prepared	Analyzed	CAS No.	Qual
Metals (ICPMS) 6020B	Analytical Method: EPA 6020B Preparation Method: 3015								
	Pace National - Mt. Juliet								
Lithium	**0.0148**	mg/L	0.00200	0.000600	1	02/26/26 14:18	02/26/26 20:30	7439-93-2	
2320B Alkalinity	Analytical Method: SM 2320B-2021								
	Pace Analytical Services - Asheville								
Alkalinity,Bicarbonate (CaCO3)	**27.0**	mg/L	5.0	5.0	1		03/04/26 15:43		
Alkalinity,Carbonate (CaCO3)	ND	mg/L	5.0	5.0	1		03/04/26 15:43		
Alkalinity, Total as CaCO3	**27.0**	mg/L	5.0	5.0	1		03/04/26 15:43		
2540C Total Dissolved Solids	Analytical Method: SM 2540C-2020								
	Pace Analytical Services - Asheville								
Total Dissolved Solids	**826**	mg/L	50.0	50.0	1		02/24/26 03:01		
300.0 IC Anions 28 Days	Analytical Method: EPA 300.0 Rev 2.1 1993								
	Pace Analytical Services - Asheville								
Chloride	**6.7**	mg/L	1.0	0.60	1		02/22/26 02:17	16887-00-6	
Fluoride	ND	mg/L	0.10	0.050	1		02/22/26 02:17	16984-48-8	
Sulfate	**465**	mg/L	10.0	5.0	10		02/22/26 10:09	14808-79-8	
WC 6020B MET ICPMS	Analytical Method: EPA 6020B Preparation Method: EPA 3005A								
	Pace Analytical Services - West Columbia								
Antimony	**0.00047J**	mg/L	0.0020	0.00043	1	02/25/26 19:26	03/17/26 19:24	7440-36-0	
Arsenic	ND	mg/L	0.0020	0.00041	1	02/25/26 19:26	03/17/26 19:24	7440-38-2	
Barium	**0.020**	mg/L	0.0050	0.00056	1	02/25/26 19:26	03/17/26 19:24	7440-39-3	
Beryllium	**0.0018**	mg/L	0.00040	0.00015	1	02/25/26 19:26	03/17/26 19:24	7440-41-7	
Boron	**8.4**	mg/L	2.0	0.37	50	02/25/26 19:26	03/20/26 02:36	7440-42-8	M1
Cadmium	**0.00096**	mg/L	0.00050	0.00010	1	02/25/26 19:26	03/17/26 19:24	7440-43-9	
Calcium	**107**	mg/L	20.0	5.0	50	02/25/26 19:26	03/17/26 17:14	7440-70-2	M1
Chromium	**0.00042J**	mg/L	0.0050	0.00024	1	02/25/26 19:26	03/17/26 19:24	7440-47-3	
Cobalt	**0.0017J**	mg/L	0.0050	0.00012	1	02/25/26 19:26	03/17/26 19:24	7440-48-4	
Lead	ND	mg/L	0.0010	0.00027	1	02/25/26 19:26	03/17/26 19:24	7439-92-1	
Magnesium	**62.9**	mg/L	2.5	1.2	50	02/25/26 19:26	03/17/26 17:14	7439-95-4	M1
Molybdenum	ND	mg/L	0.010	0.0020	1	02/25/26 19:26	03/17/26 19:24	7439-98-7	
Potassium	**4.5**	mg/L	0.40	0.13	1	02/25/26 19:26	03/17/26 19:24	7440-09-7	
Selenium	**0.085**	mg/L	0.0050	0.00050	1	02/25/26 19:26	03/17/26 19:24	7782-49-2	
Sodium	**24.2**	mg/L	20.0	4.2	50	02/25/26 19:26	03/17/26 17:14	7440-23-5	M1
Thallium	ND	mg/L	0.00050	0.00017	1	02/25/26 19:26	03/17/26 19:24	7440-28-0	
WCOL 7470 Mercury	Analytical Method: EPA 7470A Preparation Method: EPA 7470A								
	Pace Analytical Services - West Columbia								
Mercury	ND	mg/L	0.00020	0.000091	1	02/24/26 17:33	02/24/26 23:47	7439-97-6	

This report shall not be reproduced, except in full,
without the written consent of Pace Analytical Services, LLC.

Pace Analytical Services, LLC
9800 Kincey Ave. Suite 100
Huntersville, NC 28078
(704)875-9092

ANALYTICAL RESULTS

Project: YAT-AP-3,A,B/B,R6
Pace Project No.: 92845342

Sample: YAT-PZ-37D **Lab ID: 92845342012** Collected: 02/18/26 12:10 Received: 02/19/26 13:15 Matrix: Water

Parameters	Results	Units	Report Limit	MDL	DF	Prepared	Analyzed	CAS No.	Qual
Metals (ICPMS) 6020B	Analytical Method: EPA 6020B Preparation Method: 3015								
	Pace National - Mt. Juliet								
Lithium	**0.0155**	mg/L	0.00200	0.000600	1	02/26/26 14:18	02/26/26 20:33	7439-93-2	
2320B Alkalinity	Analytical Method: SM 2320B-2021								
	Pace Analytical Services - Asheville								
Alkalinity,Bicarbonate (CaCO3)	**114**	mg/L	5.0	5.0	1		03/04/26 15:48		
Alkalinity,Carbonate (CaCO3)	ND	mg/L	5.0	5.0	1		03/04/26 15:48		
Alkalinity, Total as CaCO3	**114**	mg/L	5.0	5.0	1		03/04/26 15:48		
2540C Total Dissolved Solids	Analytical Method: SM 2540C-2020								
	Pace Analytical Services - Asheville								
Total Dissolved Solids	**588**	mg/L	50.0	50.0	1		02/24/26 03:01		
300.0 IC Anions 28 Days	Analytical Method: EPA 300.0 Rev 2.1 1993								
	Pace Analytical Services - Asheville								
Chloride	**2.9**	mg/L	1.0	0.60	1		02/22/26 02:32	16887-00-6	
Fluoride	**0.14**	mg/L	0.10	0.050	1		02/22/26 02:32	16984-48-8	
Sulfate	**344**	mg/L	7.0	3.5	7		02/22/26 10:23	14808-79-8	
WC 6020B MET ICPMS	Analytical Method: EPA 6020B Preparation Method: EPA 3005A								
	Pace Analytical Services - West Columbia								
Antimony	ND	mg/L	0.0020	0.00043	1	02/25/26 19:26	03/17/26 19:46	7440-36-0	
Arsenic	ND	mg/L	0.0020	0.00041	1	02/25/26 19:26	03/17/26 19:46	7440-38-2	
Barium	**0.022**	mg/L	0.0050	0.00056	1	02/25/26 19:26	03/17/26 19:46	7440-39-3	
Beryllium	ND	mg/L	0.00040	0.00015	1	02/25/26 19:26	03/17/26 19:46	7440-41-7	
Boron	**3.5**	mg/L	1.0	0.18	25	02/25/26 19:26	03/20/26 03:19	7440-42-8	
Cadmium	ND	mg/L	0.00050	0.00010	1	02/25/26 19:26	03/17/26 19:46	7440-43-9	
Calcium	**129**	mg/L	2.0	0.50	5	02/25/26 19:26	03/17/26 17:36	7440-70-2	
Chromium	ND	mg/L	0.0050	0.00024	1	02/25/26 19:26	03/17/26 19:46	7440-47-3	
Cobalt	ND	mg/L	0.0050	0.00012	1	02/25/26 19:26	03/17/26 19:46	7440-48-4	
Lead	ND	mg/L	0.0010	0.00027	1	02/25/26 19:26	03/17/26 19:46	7439-92-1	
Magnesium	**20.7**	mg/L	0.050	0.024	1	02/25/26 19:26	03/17/26 19:46	7439-95-4	
Molybdenum	**0.0027J**	mg/L	0.010	0.0020	1	02/25/26 19:26	03/17/26 19:46	7439-98-7	
Potassium	**4.2**	mg/L	0.40	0.13	1	02/25/26 19:26	03/17/26 19:46	7440-09-7	
Selenium	ND	mg/L	0.0050	0.00050	1	02/25/26 19:26	03/17/26 19:46	7782-49-2	
Sodium	**34.1**	mg/L	2.0	0.42	5	02/25/26 19:26	03/17/26 17:36	7440-23-5	
Thallium	ND	mg/L	0.00050	0.00017	1	02/25/26 19:26	03/17/26 19:46	7440-28-0	
WCOL 7470 Mercury	Analytical Method: EPA 7470A Preparation Method: EPA 7470A								
	Pace Analytical Services - West Columbia								
Mercury	ND	mg/L	0.00020	0.000091	1	02/24/26 17:33	02/24/26 23:49	7439-97-6	

This report shall not be reproduced, except in full,
without the written consent of Pace Analytical Services, LLC.

Pace Analytical Services, LLC
9800 Kincey Ave. Suite 100
Huntersville, NC 28078
(704)875-9092

ANALYTICAL RESULTS

Project: YAT-AP-3,A,B/B,R6
Pace Project No.: 92845342

Sample: YAT-PZ-52D **Lab ID: 92845342013** Collected: 02/18/26 10:05 Received: 02/19/26 13:15 Matrix: Water

Parameters	Results	Units	Report Limit	MDL	DF	Prepared	Analyzed	CAS No.	Qual
Metals (ICPMS) 6020B	Analytical Method: EPA 6020B Preparation Method: 3015								
	Pace National - Mt. Juliet								
Lithium	**0.0280**	mg/L	0.00200	0.000600	1	02/26/26 14:18	02/26/26 20:36	7439-93-2	
2320B Alkalinity	Analytical Method: SM 2320B-2021								
	Pace Analytical Services - Asheville								
Alkalinity,Bicarbonate (CaCO3)	**33.3**	mg/L	5.0	5.0	1		03/04/26 16:05		
Alkalinity,Carbonate (CaCO3)	ND	mg/L	5.0	5.0	1		03/04/26 16:05		
Alkalinity, Total as CaCO3	**33.3**	mg/L	5.0	5.0	1		03/04/26 16:05		
2540C Total Dissolved Solids	Analytical Method: SM 2540C-2020								
	Pace Analytical Services - Asheville								
Total Dissolved Solids	**547**	mg/L	25.0	25.0	1		02/24/26 03:01		
300.0 IC Anions 28 Days	Analytical Method: EPA 300.0 Rev 2.1 1993								
	Pace Analytical Services - Asheville								
Chloride	**2.9**	mg/L	1.0	0.60	1		02/22/26 02:46	16887-00-6	
Fluoride	**0.052J**	mg/L	0.10	0.050	1		02/22/26 02:46	16984-48-8	
Sulfate	**304**	mg/L	7.0	3.5	7		02/22/26 10:37	14808-79-8	
WC 6020B MET ICPMS	Analytical Method: EPA 6020B Preparation Method: EPA 3005A								
	Pace Analytical Services - West Columbia								
Antimony	**0.0030**	mg/L	0.0020	0.00043	1	02/25/26 19:26	03/17/26 19:50	7440-36-0	
Arsenic	ND	mg/L	0.0020	0.00041	1	02/25/26 19:26	03/17/26 19:50	7440-38-2	
Barium	**0.0096**	mg/L	0.0050	0.00056	1	02/25/26 19:26	03/17/26 19:50	7440-39-3	
Beryllium	ND	mg/L	0.00040	0.00015	1	02/25/26 19:26	03/17/26 19:50	7440-41-7	
Boron	**2.1**	mg/L	0.40	0.073	10	02/25/26 19:26	03/20/26 03:27	7440-42-8	
Cadmium	ND	mg/L	0.00050	0.00010	1	02/25/26 19:26	03/17/26 19:50	7440-43-9	
Calcium	**24.8**	mg/L	0.40	0.10	1	02/25/26 19:26	03/17/26 19:50	7440-70-2	
Chromium	**0.00028J**	mg/L	0.0050	0.00024	1	02/25/26 19:26	03/17/26 19:50	7440-47-3	
Cobalt	**0.0023J**	mg/L	0.0050	0.00012	1	02/25/26 19:26	03/17/26 19:50	7440-48-4	
Lead	ND	mg/L	0.0010	0.00027	1	02/25/26 19:26	03/17/26 19:50	7439-92-1	
Magnesium	**46.5**	mg/L	0.050	0.024	1	02/25/26 19:26	03/17/26 19:50	7439-95-4	
Molybdenum	**0.0024J**	mg/L	0.010	0.0020	1	02/25/26 19:26	03/17/26 19:50	7439-98-7	
Potassium	**8.3**	mg/L	0.40	0.13	1	02/25/26 19:26	03/17/26 19:50	7440-09-7	
Selenium	**0.0065**	mg/L	0.0050	0.00050	1	02/25/26 19:26	03/17/26 19:50	7782-49-2	
Sodium	**48.7**	mg/L	4.0	0.83	10	02/25/26 19:26	03/17/26 17:49	7440-23-5	
Thallium	ND	mg/L	0.00050	0.00017	1	02/25/26 19:26	03/17/26 19:50	7440-28-0	
WCOL 7470 Mercury	Analytical Method: EPA 7470A Preparation Method: EPA 7470A								
	Pace Analytical Services - West Columbia								
Mercury	ND	mg/L	0.00020	0.000091	1	03/14/26 09:15	03/14/26 12:12	7439-97-6	

This report shall not be reproduced, except in full,
without the written consent of Pace Analytical Services, LLC.

Pace Analytical Services, LLC
9800 Kincey Ave. Suite 100
Huntersville, NC 28078
(704)875-9092

ANALYTICAL RESULTS

Project: YAT-AP-3,A,B/B,R6
Pace Project No.: 92845342

Sample: YAT-AMA-R6-FD-2 **Lab ID: 92845342014** Collected: 02/18/26 00:00 Received: 02/19/26 13:15 Matrix: Water

Parameters	Results	Units	Report Limit	MDL	DF	Prepared	Analyzed	CAS No.	Qual
Metals (ICPMS) 6020B	Analytical Method: EPA 6020B Preparation Method: 3015								
	Pace National - Mt. Juliet								
Lithium	**0.00562**	mg/L	0.00200	0.000600	1	02/26/26 14:18	02/26/26 20:39	7439-93-2	
2320B Alkalinity	Analytical Method: SM 2320B-2021								
	Pace Analytical Services - Asheville								
Alkalinity,Bicarbonate (CaCO3)	**9.8**	mg/L	5.0	5.0	1		03/04/26 16:10		
Alkalinity,Carbonate (CaCO3)	ND	mg/L	5.0	5.0	1		03/04/26 16:10		
Alkalinity, Total as CaCO3	**9.8**	mg/L	5.0	5.0	1		03/04/26 16:10		
2540C Total Dissolved Solids	Analytical Method: SM 2540C-2020								
	Pace Analytical Services - Asheville								
Total Dissolved Solids	**295**	mg/L	25.0	25.0	1		02/24/26 03:01		
300.0 IC Anions 28 Days	Analytical Method: EPA 300.0 Rev 2.1 1993								
	Pace Analytical Services - Asheville								
Chloride	**4.8**	mg/L	1.0	0.60	1		02/22/26 03:00	16887-00-6	
Fluoride	ND	mg/L	0.10	0.050	1		02/22/26 03:00	16984-48-8	
Sulfate	**156**	mg/L	3.0	1.5	3		02/22/26 10:51	14808-79-8	
WC 6020B MET ICPMS	Analytical Method: EPA 6020B Preparation Method: EPA 3005A								
	Pace Analytical Services - West Columbia								
Antimony	ND	mg/L	0.0020	0.00043	1	02/25/26 19:26	03/17/26 19:55	7440-36-0	
Arsenic	ND	mg/L	0.0020	0.00041	1	02/25/26 19:26	03/17/26 19:55	7440-38-2	
Barium	**0.017**	mg/L	0.0050	0.00056	1	02/25/26 19:26	03/17/26 19:55	7440-39-3	
Beryllium	**0.0016**	mg/L	0.00040	0.00015	1	02/25/26 19:26	03/17/26 19:55	7440-41-7	
Boron	**2.5**	mg/L	0.80	0.15	20	02/25/26 19:26	03/20/26 03:36	7440-42-8	
Cadmium	**0.00050J**	mg/L	0.00050	0.00010	1	02/25/26 19:26	03/17/26 19:55	7440-43-9	
Calcium	**33.4**	mg/L	0.40	0.10	1	02/25/26 19:26	03/17/26 19:55	7440-70-2	
Chromium	ND	mg/L	0.0050	0.00024	1	02/25/26 19:26	03/17/26 19:55	7440-47-3	
Cobalt	ND	mg/L	0.0050	0.00012	1	02/25/26 19:26	03/17/26 19:55	7440-48-4	
Lead	ND	mg/L	0.0010	0.00027	1	02/25/26 19:26	03/17/26 19:55	7439-92-1	
Magnesium	**16.5**	mg/L	0.050	0.024	1	02/25/26 19:26	03/17/26 19:55	7439-95-4	
Molybdenum	ND	mg/L	0.010	0.0020	1	02/25/26 19:26	03/17/26 19:55	7439-98-7	
Potassium	**3.1**	mg/L	0.40	0.13	1	02/25/26 19:26	03/17/26 19:55	7440-09-7	
Selenium	**0.040**	mg/L	0.0050	0.00050	1	02/25/26 19:26	03/17/26 19:55	7782-49-2	
Sodium	**17.2**	mg/L	8.0	1.7	20	02/25/26 19:26	03/17/26 17:53	7440-23-5	
Thallium	ND	mg/L	0.00050	0.00017	1	02/25/26 19:26	03/17/26 19:55	7440-28-0	
WCOL 7470 Mercury	Analytical Method: EPA 7470A Preparation Method: EPA 7470A								
	Pace Analytical Services - West Columbia								
Mercury	ND	mg/L	0.00020	0.000091	1	03/14/26 09:15	03/14/26 12:19	7439-97-6	

This report shall not be reproduced, except in full,
without the written consent of Pace Analytical Services, LLC.

Pace Analytical Services, LLC
9800 Kincey Ave. Suite 100
Huntersville, NC 28078
(704)875-9092

ANALYTICAL RESULTS

Project: YAT-AP-3,A,B/B,R6
Pace Project No.: 92845342

Sample: YAT-YGWC-41 **Lab ID: 92845342015** Collected: 02/19/26 08:45 Received: 02/20/26 12:30 Matrix: Water

Parameters	Results	Units	Report Limit	MDL	DF	Prepared	Analyzed	CAS No.	Qual
Metals (ICPMS) 6020B	Analytical Method: EPA 6020B Preparation Method: 3015 Pace National - Mt. Juliet								
Lithium	**0.00259**	mg/L	0.00200	0.000600	1	02/26/26 14:18	02/26/26 20:42	7439-93-2	
2320B Alkalinity	Analytical Method: SM 2320B-2021 Pace Analytical Services - Asheville								
Alkalinity,Bicarbonate (CaCO3)	**7.6**	mg/L	5.0	5.0	1		03/04/26 19:24		
Alkalinity,Carbonate (CaCO3)	ND	mg/L	5.0	5.0	1		03/04/26 19:24		
Alkalinity, Total as CaCO3	**7.6**	mg/L	5.0	5.0	1		03/04/26 19:24		
2540C Total Dissolved Solids	Analytical Method: SM 2540C-2020 Pace Analytical Services - Asheville								
Total Dissolved Solids	**220**	mg/L	25.0	25.0	1		02/25/26 12:01		
300.0 IC Anions 28 Days	Analytical Method: EPA 300.0 Rev 2.1 1993 Pace Analytical Services - Asheville								
Chloride	**3.9**	mg/L	1.0	0.60	1		02/24/26 04:12	16887-00-6	
Fluoride	ND	mg/L	0.10	0.050	1		02/24/26 04:12	16984-48-8	
Sulfate	**111**	mg/L	2.0	1.0	2		02/24/26 16:22	14808-79-8	M1
WC 6020B MET ICPMS	Analytical Method: EPA 6020B Preparation Method: EPA 3005A Pace Analytical Services - West Columbia								
Antimony	ND	mg/L	0.0020	0.00043	1	02/25/26 19:26	03/17/26 17:48	7440-36-0	
Arsenic	ND	mg/L	0.0020	0.00041	1	02/25/26 19:26	03/17/26 17:48	7440-38-2	
Barium	**0.021**	mg/L	0.0050	0.00056	1	02/25/26 19:26	03/17/26 17:48	7440-39-3	
Beryllium	**0.0015**	mg/L	0.00040	0.00015	1	02/25/26 19:26	03/17/26 17:48	7440-41-7	
Boron	**4.2**	mg/L	1.0	0.18	25	02/25/26 19:26	03/27/26 14:06	7440-42-8	
Cadmium	ND	mg/L	0.00050	0.00010	1	02/25/26 19:26	03/17/26 17:48	7440-43-9	
Calcium	**15.4**	mg/L	0.40	0.10	1	02/25/26 19:26	03/17/26 17:48	7440-70-2	
Chromium	ND	mg/L	0.0050	0.00024	1	02/25/26 19:26	03/17/26 17:48	7440-47-3	
Cobalt	ND	mg/L	0.0050	0.00012	1	02/25/26 19:26	03/17/26 17:48	7440-48-4	
Lead	ND	mg/L	0.0010	0.00027	1	02/25/26 19:26	03/17/26 17:48	7439-92-1	
Magnesium	**18.5**	mg/L	0.050	0.024	1	02/25/26 19:26	03/17/26 17:48	7439-95-4	
Molybdenum	ND	mg/L	0.010	0.0020	1	02/25/26 19:26	03/17/26 17:48	7439-98-7	
Potassium	**2.5**	mg/L	0.40	0.13	1	02/25/26 19:26	03/17/26 17:48	7440-09-7	
Selenium	**0.023**	mg/L	0.0050	0.00050	1	02/25/26 19:26	03/17/26 17:48	7782-49-2	
Sodium	**14.7**	mg/L	0.40	0.083	1	02/25/26 19:26	03/17/26 17:48	7440-23-5	
Thallium	ND	mg/L	0.00050	0.00017	1	02/25/26 19:26	03/17/26 17:48	7440-28-0	
WCOL 7470 Mercury	Analytical Method: EPA 7470A Preparation Method: EPA 7470A Pace Analytical Services - West Columbia								
Mercury	ND	mg/L	0.00020	0.000091	1	02/25/26 12:48	02/25/26 20:00	7439-97-6	

This report shall not be reproduced, except in full,
without the written consent of Pace Analytical Services, LLC.

Pace Analytical Services, LLC
9800 Kincey Ave. Suite 100
Huntersville, NC 28078
(704)875-9092

ANALYTICAL RESULTS

Project: YAT-AP-3,A,B/B,R6
Pace Project No.: 92845342

Sample: YAT-YAMW-2 **Lab ID: 92845342016** Collected: 02/19/26 16:45 Received: 02/20/26 12:30 Matrix: Water

Parameters	Results	Units	Report Limit	MDL	DF	Prepared	Analyzed	CAS No.	Qual
Metals (ICPMS) 6020B	Analytical Method: EPA 6020B Preparation Method: 3015 Pace National - Mt. Juliet								
Lithium	**0.000757J**	mg/L	0.00200	0.000600	1	02/26/26 14:18	02/26/26 19:10	7439-93-2	J
2320B Alkalinity	Analytical Method: SM 2320B-2021 Pace Analytical Services - Asheville								
Alkalinity,Bicarbonate (CaCO3)	**16.4**	mg/L	5.0	5.0	1		03/04/26 19:29		
Alkalinity,Carbonate (CaCO3)	ND	mg/L	5.0	5.0	1		03/04/26 19:29		
Alkalinity, Total as CaCO3	**16.4**	mg/L	5.0	5.0	1		03/04/26 19:29		
2540C Total Dissolved Solids	Analytical Method: SM 2540C-2020 Pace Analytical Services - Asheville								
Total Dissolved Solids	**67.0**	mg/L	25.0	25.0	1		02/25/26 12:01		
300.0 IC Anions 28 Days	Analytical Method: EPA 300.0 Rev 2.1 1993 Pace Analytical Services - Asheville								
Chloride	**2.5**	mg/L	1.0	0.60	1		02/24/26 04:55	16887-00-6	
Fluoride	**0.057J**	mg/L	0.10	0.050	1		02/24/26 04:55	16984-48-8	
Sulfate	**6.5**	mg/L	1.0	0.50	1		02/24/26 04:55	14808-79-8	
WC 6020B MET ICPMS	Analytical Method: EPA 6020B Preparation Method: EPA 3005A Pace Analytical Services - West Columbia								
Antimony	ND	mg/L	0.0020	0.00043	1	02/25/26 19:26	03/17/26 17:54	7440-36-0	
Arsenic	ND	mg/L	0.0020	0.00041	1	02/25/26 19:26	03/17/26 17:54	7440-38-2	
Barium	**0.0079**	mg/L	0.0050	0.00056	1	02/25/26 19:26	03/17/26 17:54	7440-39-3	
Beryllium	ND	mg/L	0.00040	0.00015	1	02/25/26 19:26	03/17/26 17:54	7440-41-7	
Boron	**0.036J**	mg/L	0.040	0.0073	1	02/25/26 19:26	03/27/26 14:16	7440-42-8	
Cadmium	ND	mg/L	0.00050	0.00010	1	02/25/26 19:26	03/17/26 17:54	7440-43-9	
Calcium	**1.3**	mg/L	0.40	0.10	1	02/25/26 19:26	03/17/26 17:54	7440-70-2	
Chromium	**0.0011J**	mg/L	0.0050	0.00024	1	02/25/26 19:26	03/17/26 17:54	7440-47-3	
Cobalt	**0.00094J**	mg/L	0.0050	0.00012	1	02/25/26 19:26	03/17/26 17:54	7440-48-4	
Lead	ND	mg/L	0.0010	0.00027	1	02/25/26 19:26	03/17/26 17:54	7439-92-1	
Magnesium	**2.1**	mg/L	0.050	0.024	1	02/25/26 19:26	03/17/26 17:54	7439-95-4	
Molybdenum	ND	mg/L	0.010	0.0020	1	02/25/26 19:26	03/17/26 17:54	7439-98-7	
Potassium	**0.82**	mg/L	0.40	0.13	1	02/25/26 19:26	03/17/26 17:54	7440-09-7	
Selenium	**0.00070J**	mg/L	0.0050	0.00050	1	02/25/26 19:26	03/17/26 17:54	7782-49-2	
Sodium	**7.7**	mg/L	0.40	0.083	1	02/25/26 19:26	03/17/26 17:54	7440-23-5	
Thallium	ND	mg/L	0.00050	0.00017	1	02/25/26 19:26	03/17/26 17:54	7440-28-0	
WCOL 7470 Mercury	Analytical Method: EPA 7470A Preparation Method: EPA 7470A Pace Analytical Services - West Columbia								
Mercury	ND	mg/L	0.00020	0.000091	1	02/25/26 12:48	02/25/26 20:03	7439-97-6	

This report shall not be reproduced, except in full,
without the written consent of Pace Analytical Services, LLC.

Pace Analytical Services, LLC
9800 Kincey Ave. Suite 100
Huntersville, NC 28078
(704)875-9092

ANALYTICAL RESULTS

Project: YAT-AP-3,A,B/B,R6
Pace Project No.: 92845342

Sample: YAT-YAMW-4 **Lab ID: 92845342017** Collected: 02/19/26 10:25 Received: 02/20/26 12:30 Matrix: Water

Parameters	Results	Units	Report Limit	MDL	DF	Prepared	Analyzed	CAS No.	Qual
Metals (ICPMS) 6020B	Analytical Method: EPA 6020B Preparation Method: 3015								
	Pace National - Mt. Juliet								
Lithium	**0.0377**	mg/L	0.00200	0.000600	1	02/26/26 14:18	02/26/26 19:13	7439-93-2	
2320B Alkalinity	Analytical Method: SM 2320B-2021								
	Pace Analytical Services - Asheville								
Alkalinity,Bicarbonate (CaCO3)	**60.3**	mg/L	5.0	5.0	1		03/04/26 19:42		
Alkalinity,Carbonate (CaCO3)	ND	mg/L	5.0	5.0	1		03/04/26 19:42		
Alkalinity, Total as CaCO3	**60.3**	mg/L	5.0	5.0	1		03/04/26 19:42		
2540C Total Dissolved Solids	Analytical Method: SM 2540C-2020								
	Pace Analytical Services - Asheville								
Total Dissolved Solids	**434**	mg/L	25.0	25.0	1		02/25/26 12:01		
300.0 IC Anions 28 Days	Analytical Method: EPA 300.0 Rev 2.1 1993								
	Pace Analytical Services - Asheville								
Chloride	**1.9**	mg/L	1.0	0.60	1		02/24/26 05:09	16887-00-6	
Fluoride	**0.069J**	mg/L	0.10	0.050	1		02/24/26 05:09	16984-48-8	
Sulfate	**232**	mg/L	5.0	2.5	5		02/24/26 17:35	14808-79-8	
WC 6020B MET ICPMS	Analytical Method: EPA 6020B Preparation Method: EPA 3005A								
	Pace Analytical Services - West Columbia								
Antimony	ND	mg/L	0.0020	0.00043	1	02/25/26 19:26	03/17/26 17:57	7440-36-0	
Arsenic	ND	mg/L	0.0020	0.00041	1	02/25/26 19:26	03/17/26 17:57	7440-38-2	
Barium	**0.0031J**	mg/L	0.0050	0.00056	1	02/25/26 19:26	03/17/26 17:57	7440-39-3	
Beryllium	ND	mg/L	0.00040	0.00015	1	02/25/26 19:26	03/17/26 17:57	7440-41-7	
Boron	**4.9**	mg/L	1.0	0.18	25	02/25/26 19:26	03/27/26 14:25	7440-42-8	
Cadmium	ND	mg/L	0.00050	0.00010	1	02/25/26 19:26	03/17/26 17:57	7440-43-9	
Calcium	**16.3**	mg/L	0.40	0.10	1	02/25/26 19:26	03/17/26 17:57	7440-70-2	
Chromium	**0.00044J**	mg/L	0.0050	0.00024	1	02/25/26 19:26	03/17/26 17:57	7440-47-3	
Cobalt	**0.00013J**	mg/L	0.0050	0.00012	1	02/25/26 19:26	03/17/26 17:57	7440-48-4	
Lead	ND	mg/L	0.0010	0.00027	1	02/25/26 19:26	03/17/26 17:57	7439-92-1	
Magnesium	**52.8**	mg/L	0.050	0.024	1	02/25/26 19:26	03/17/26 17:57	7439-95-4	
Molybdenum	**0.0074J**	mg/L	0.010	0.0020	1	02/25/26 19:26	03/17/26 17:57	7439-98-7	
Potassium	**7.5**	mg/L	0.40	0.13	1	02/25/26 19:26	03/17/26 17:57	7440-09-7	
Selenium	**0.013**	mg/L	0.0050	0.00050	1	02/25/26 19:26	03/17/26 17:57	7782-49-2	
Sodium	**29.8**	mg/L	0.40	0.083	1	02/25/26 19:26	03/17/26 17:57	7440-23-5	
Thallium	ND	mg/L	0.00050	0.00017	1	02/25/26 19:26	03/17/26 17:57	7440-28-0	
WCOL 7470 Mercury	Analytical Method: EPA 7470A Preparation Method: EPA 7470A								
	Pace Analytical Services - West Columbia								
Mercury	ND	mg/L	0.00020	0.000091	1	02/25/26 12:48	02/25/26 20:05	7439-97-6	

This report shall not be reproduced, except in full,
without the written consent of Pace Analytical Services, LLC.

Pace Analytical Services, LLC
9800 Kincey Ave. Suite 100
Huntersville, NC 28078
(704)875-9092

ANALYTICAL RESULTS

Project: YAT-AP-3,A,B/B,R6
Pace Project No.: 92845342

Sample: YAT-YGWC-49 **Lab ID: 92845342018** Collected: 02/19/26 15:25 Received: 02/20/26 12:30 Matrix: Water

Parameters	Results	Units	Report Limit	MDL	DF	Prepared	Analyzed	CAS No.	Qual
Metals (ICPMS) 6020B	Analytical Method: EPA 6020B Preparation Method: 3015 Pace National - Mt. Juliet								
Lithium	**0.00335**	mg/L	0.00200	0.000600	1	02/26/26 14:18	02/26/26 19:17	7439-93-2	
2320B Alkalinity	Analytical Method: SM 2320B-2021 Pace Analytical Services - Asheville								
Alkalinity,Bicarbonate (CaCO3)	**17.5**	mg/L	5.0	5.0	1		03/04/26 19:48		
Alkalinity,Carbonate (CaCO3)	ND	mg/L	5.0	5.0	1		03/04/26 19:48		
Alkalinity, Total as CaCO3	**17.5**	mg/L	5.0	5.0	1		03/04/26 19:48		
2540C Total Dissolved Solids	Analytical Method: SM 2540C-2020 Pace Analytical Services - Asheville								
Total Dissolved Solids	**148**	mg/L	25.0	25.0	1		02/25/26 12:01		
300.0 IC Anions 28 Days	Analytical Method: EPA 300.0 Rev 2.1 1993 Pace Analytical Services - Asheville								
Chloride	**4.1**	mg/L	1.0	0.60	1		02/24/26 05:52	16887-00-6	
Fluoride	ND	mg/L	0.10	0.050	1		02/24/26 05:52	16984-48-8	
Sulfate	**58.0**	mg/L	1.0	0.50	1		02/24/26 05:52	14808-79-8	
WC 6020B MET ICPMS	Analytical Method: EPA 6020B Preparation Method: EPA 3005A Pace Analytical Services - West Columbia								
Antimony	ND	mg/L	0.0020	0.00043	1	02/25/26 19:26	03/17/26 18:04	7440-36-0	
Arsenic	ND	mg/L	0.0020	0.00041	1	02/25/26 19:26	03/17/26 18:04	7440-38-2	
Barium	**0.052**	mg/L	0.0050	0.00056	1	02/25/26 19:26	03/17/26 18:04	7440-39-3	
Beryllium	ND	mg/L	0.00040	0.00015	1	02/25/26 19:26	03/17/26 18:04	7440-41-7	
Boron	ND	mg/L	0.040	0.0073	1	02/25/26 19:26	03/27/26 14:53	7440-42-8	
Cadmium	ND	mg/L	0.00050	0.00010	1	02/25/26 19:26	03/17/26 18:04	7440-43-9	
Calcium	**10.3**	mg/L	0.40	0.10	1	02/25/26 19:26	03/17/26 18:04	7440-70-2	
Chromium	**0.0022J**	mg/L	0.0050	0.00024	1	02/25/26 19:26	03/17/26 18:04	7440-47-3	
Cobalt	ND	mg/L	0.0050	0.00012	1	02/25/26 19:26	03/17/26 18:04	7440-48-4	
Lead	ND	mg/L	0.0010	0.00027	1	02/25/26 19:26	03/17/26 18:04	7439-92-1	
Magnesium	**6.8**	mg/L	0.050	0.024	1	02/25/26 19:26	03/17/26 18:04	7439-95-4	
Molybdenum	ND	mg/L	0.010	0.0020	1	02/25/26 19:26	03/17/26 18:04	7439-98-7	
Potassium	**1.7**	mg/L	0.40	0.13	1	02/25/26 19:26	03/17/26 18:04	7440-09-7	
Selenium	**0.0052**	mg/L	0.0050	0.00050	1	02/25/26 19:26	03/17/26 18:04	7782-49-2	
Sodium	**16.0**	mg/L	0.40	0.083	1	02/25/26 19:26	03/17/26 18:04	7440-23-5	
Thallium	ND	mg/L	0.00050	0.00017	1	02/25/26 19:26	03/17/26 18:04	7440-28-0	
WCOL 7470 Mercury	Analytical Method: EPA 7470A Preparation Method: EPA 7470A Pace Analytical Services - West Columbia								
Mercury	ND	mg/L	0.00020	0.000091	1	02/26/26 13:03	02/26/26 22:43	7439-97-6	

This report shall not be reproduced, except in full,
without the written consent of Pace Analytical Services, LLC.

Pace Analytical Services, LLC
9800 Kincey Ave. Suite 100
Huntersville, NC 28078
(704)875-9092

ANALYTICAL RESULTS

Project: YAT-AP-3,A,B/B,R6
Pace Project No.: 92845342

Sample: YAT-YGWC-42 **Lab ID: 92845342019** Collected: 02/19/26 12:25 Received: 02/20/26 12:30 Matrix: Water

Parameters	Results	Units	Report Limit	MDL	DF	Prepared	Analyzed	CAS No.	Qual
Metals (ICPMS) 6020B	Analytical Method: EPA 6020B Preparation Method: 3015								
	Pace National - Mt. Juliet								
Lithium	**0.0383**	mg/L	0.00200	0.000600	1	02/26/26 14:18	02/26/26 19:20	7439-93-2	
2320B Alkalinity	Analytical Method: SM 2320B-2021								
	Pace Analytical Services - Asheville								
Alkalinity,Bicarbonate (CaCO3)	**33.2**	mg/L	5.0	5.0	1		03/04/26 19:53		
Alkalinity,Carbonate (CaCO3)	ND	mg/L	5.0	5.0	1		03/04/26 19:53		
Alkalinity, Total as CaCO3	**33.2**	mg/L	5.0	5.0	1		03/04/26 19:53		
2540C Total Dissolved Solids	Analytical Method: SM 2540C-2020								
	Pace Analytical Services - Asheville								
Total Dissolved Solids	**912**	mg/L	50.0	50.0	1		02/25/26 12:01		
300.0 IC Anions 28 Days	Analytical Method: EPA 300.0 Rev 2.1 1993								
	Pace Analytical Services - Asheville								
Chloride	**3.9**	mg/L	1.0	0.60	1		02/24/26 06:07	16887-00-6	
Fluoride	**0.052J**	mg/L	0.10	0.050	1		02/24/26 06:07	16984-48-8	
Sulfate	**518**	mg/L	11.0	5.5	11		02/24/26 17:50	14808-79-8	
WC 6020B MET ICPMS	Analytical Method: EPA 6020B Preparation Method: EPA 3005A								
	Pace Analytical Services - West Columbia								
Antimony	ND	mg/L	0.0020	0.00043	1	02/25/26 19:26	03/17/26 18:07	7440-36-0	
Arsenic	ND	mg/L	0.0020	0.00041	1	02/25/26 19:26	03/17/26 18:07	7440-38-2	
Barium	**0.023**	mg/L	0.0050	0.00056	1	02/25/26 19:26	03/17/26 18:07	7440-39-3	
Beryllium	ND	mg/L	0.00040	0.00015	1	02/25/26 19:26	03/17/26 18:07	7440-41-7	
Boron	**13.8**	mg/L	4.0	0.73	100	02/25/26 19:26	03/27/26 15:03	7440-42-8	
Cadmium	**0.00014J**	mg/L	0.00050	0.00010	1	02/25/26 19:26	03/17/26 18:07	7440-43-9	
Calcium	**88.8**	mg/L	40.0	10.0	100	02/25/26 19:26	03/27/26 15:03	7440-70-2	
Chromium	**0.00030J**	mg/L	0.0050	0.00024	1	02/25/26 19:26	03/17/26 18:07	7440-47-3	
Cobalt	**0.0031J**	mg/L	0.0050	0.00012	1	02/25/26 19:26	03/17/26 18:07	7440-48-4	
Lead	ND	mg/L	0.0010	0.00027	1	02/25/26 19:26	03/17/26 18:07	7439-92-1	
Magnesium	**95.6**	mg/L	5.0	2.4	100	02/25/26 19:26	03/27/26 15:03	7439-95-4	
Molybdenum	ND	mg/L	0.010	0.0020	1	02/25/26 19:26	03/17/26 18:07	7439-98-7	
Potassium	**11.4**	mg/L	0.40	0.13	1	02/25/26 19:26	03/17/26 18:07	7440-09-7	
Selenium	**0.036**	mg/L	0.0050	0.00050	1	02/25/26 19:26	03/17/26 18:07	7782-49-2	
Sodium	**32.4**	mg/L	0.40	0.083	1	02/25/26 19:26	03/17/26 18:07	7440-23-5	
Thallium	ND	mg/L	0.00050	0.00017	1	02/25/26 19:26	03/17/26 18:07	7440-28-0	
WCOL 7470 Mercury	Analytical Method: EPA 7470A Preparation Method: EPA 7470A								
	Pace Analytical Services - West Columbia								
Mercury	ND	mg/L	0.00020	0.000091	1	02/26/26 13:03	02/26/26 22:45	7439-97-6	

This report shall not be reproduced, except in full,
without the written consent of Pace Analytical Services, LLC.

Pace Analytical Services, LLC
9800 Kincey Ave. Suite 100
Huntersville, NC 28078
(704)875-9092

ANALYTICAL RESULTS

Project: YAT-AP-3,A,B/B,R6
Pace Project No.: 92845342

Sample: YAT-YAMW-3 **Lab ID: 92845342020** Collected: 02/19/26 09:03 Received: 02/20/26 12:30 Matrix: Water

Parameters	Results	Units	Report Limit	MDL	DF	Prepared	Analyzed	CAS No.	Qual
Metals (ICPMS) 6020B	Analytical Method: EPA 6020B Preparation Method: 3015								
	Pace National - Mt. Juliet								
Lithium	**0.0528**	mg/L	0.00200	0.000600	1	02/26/26 14:18	02/26/26 19:23	7439-93-2	
2320B Alkalinity	Analytical Method: SM 2320B-2021								
	Pace Analytical Services - Asheville								
Alkalinity,Bicarbonate (CaCO3)	**51.3**	mg/L	5.0	5.0	1		03/04/26 20:00		
Alkalinity,Carbonate (CaCO3)	ND	mg/L	5.0	5.0	1		03/04/26 20:00		
Alkalinity, Total as CaCO3	**51.3**	mg/L	5.0	5.0	1		03/04/26 20:00		
2540C Total Dissolved Solids	Analytical Method: SM 2540C-2020								
	Pace Analytical Services - Asheville								
Total Dissolved Solids	**718**	mg/L	50.0	50.0	1		02/25/26 12:02		
300.0 IC Anions 28 Days	Analytical Method: EPA 300.0 Rev 2.1 1993								
	Pace Analytical Services - Asheville								
Chloride	**4.4**	mg/L	1.0	0.60	1		02/24/26 06:21	16887-00-6	
Fluoride	**0.068J**	mg/L	0.10	0.050	1		02/24/26 06:21	16984-48-8	
Sulfate	**387**	mg/L	8.0	4.0	8		02/24/26 18:05	14808-79-8	
WC 6020B MET ICPMS	Analytical Method: EPA 6020B Preparation Method: EPA 3005A								
	Pace Analytical Services - West Columbia								
Antimony	ND	mg/L	0.0020	0.00043	1	02/25/26 19:26	03/17/26 18:10	7440-36-0	
Arsenic	ND	mg/L	0.0020	0.00041	1	02/25/26 19:26	03/17/26 18:10	7440-38-2	
Barium	**0.031**	mg/L	0.0050	0.00056	1	02/25/26 19:26	03/17/26 18:10	7440-39-3	
Beryllium	ND	mg/L	0.00040	0.00015	1	02/25/26 19:26	03/17/26 18:10	7440-41-7	
Boron	**10.6**	mg/L	4.0	0.73	100	02/25/26 19:26	03/27/26 15:12	7440-42-8	
Cadmium	**0.00018J**	mg/L	0.00050	0.00010	1	02/25/26 19:26	03/17/26 18:10	7440-43-9	
Calcium	**43.4**	mg/L	0.40	0.10	1	02/25/26 19:26	03/17/26 18:10	7440-70-2	
Chromium	**0.00035J**	mg/L	0.0050	0.00024	1	02/25/26 19:26	03/17/26 18:10	7440-47-3	
Cobalt	**0.018**	mg/L	0.0050	0.00012	1	02/25/26 19:26	03/17/26 18:10	7440-48-4	
Lead	ND	mg/L	0.0010	0.00027	1	02/25/26 19:26	03/17/26 18:10	7439-92-1	
Magnesium	**74.1**	mg/L	2.5	1.2	50	02/25/26 19:26	03/17/26 18:13	7439-95-4	
Molybdenum	**0.0038J**	mg/L	0.010	0.0020	1	02/25/26 19:26	03/17/26 18:10	7439-98-7	
Potassium	**14.4**	mg/L	0.40	0.13	1	02/25/26 19:26	03/17/26 18:10	7440-09-7	
Selenium	**0.026**	mg/L	0.0050	0.00050	1	02/25/26 19:26	03/17/26 18:10	7782-49-2	
Sodium	**50.6**	mg/L	0.40	0.083	1	02/25/26 19:26	03/17/26 18:10	7440-23-5	
Thallium	ND	mg/L	0.00050	0.00017	1	02/25/26 19:26	03/17/26 18:10	7440-28-0	
WCOL 7470 Mercury	Analytical Method: EPA 7470A Preparation Method: EPA 7470A								
	Pace Analytical Services - West Columbia								
Mercury	ND	mg/L	0.00020	0.000091	1	02/26/26 13:03	02/26/26 22:48	7439-97-6	

This report shall not be reproduced, except in full,
without the written consent of Pace Analytical Services, LLC.

Pace Analytical Services, LLC
9800 Kincey Ave. Suite 100
Huntersville, NC 28078
(704)875-9092

ANALYTICAL RESULTS

Project: YAT-AP-3,A,B/B,R6
Pace Project No.: 92845342

Sample: YAT-YGWC-23S **Lab ID: 92845342021** Collected: 02/19/26 11:00 Received: 02/20/26 12:30 Matrix: Water

Parameters	Results	Units	Report Limit	MDL	DF	Prepared	Analyzed	CAS No.	Qual
Metals (ICPMS) 6020B	Analytical Method: EPA 6020B Preparation Method: 3015 Pace National - Mt. Juliet								
Lithium	**0.00311**	mg/L	0.00200	0.000600	1	02/26/26 14:18	02/26/26 19:42	7439-93-2	
2320B Alkalinity	Analytical Method: SM 2320B-2021 Pace Analytical Services - Asheville								
Alkalinity,Bicarbonate (CaCO3)	**15.4**	mg/L	5.0	5.0	1		03/04/26 20:06		
Alkalinity,Carbonate (CaCO3)	ND	mg/L	5.0	5.0	1		03/04/26 20:06		
Alkalinity, Total as CaCO3	**15.4**	mg/L	5.0	5.0	1		03/04/26 20:06		
2540C Total Dissolved Solids	Analytical Method: SM 2540C-2020 Pace Analytical Services - Asheville								
Total Dissolved Solids	**208**	mg/L	25.0	25.0	1		02/25/26 12:02		
300.0 IC Anions 28 Days	Analytical Method: EPA 300.0 Rev 2.1 1993 Pace Analytical Services - Asheville								
Chloride	**3.8**	mg/L	1.0	0.60	1		02/24/26 06:36	16887-00-6	
Fluoride	ND	mg/L	0.10	0.050	1		02/24/26 06:36	16984-48-8	
Sulfate	**94.9**	mg/L	2.0	1.0	2		02/24/26 18:20	14808-79-8	
WC 6020B MET ICPMS	Analytical Method: EPA 6020B Preparation Method: EPA 3005A Pace Analytical Services - West Columbia								
Antimony	ND	mg/L	0.0020	0.00043	1	02/25/26 19:26	03/17/26 18:23	7440-36-0	
Arsenic	ND	mg/L	0.0020	0.00041	1	02/25/26 19:26	03/17/26 18:23	7440-38-2	
Barium	**0.076**	mg/L	0.0050	0.00056	1	02/25/26 19:26	03/17/26 18:23	7440-39-3	
Beryllium	**0.00030J**	mg/L	0.00040	0.00015	1	02/25/26 19:26	03/17/26 18:23	7440-41-7	
Boron	**1.6**	mg/L	0.40	0.073	10	02/25/26 19:26	03/27/26 15:22	7440-42-8	
Cadmium	ND	mg/L	0.00050	0.00010	1	02/25/26 19:26	03/17/26 18:23	7440-43-9	
Calcium	**15.8**	mg/L	0.40	0.10	1	02/25/26 19:26	03/17/26 18:23	7440-70-2	
Chromium	**0.00060J**	mg/L	0.0050	0.00024	1	02/25/26 19:26	03/17/26 18:23	7440-47-3	
Cobalt	ND	mg/L	0.0050	0.00012	1	02/25/26 19:26	03/17/26 18:23	7440-48-4	
Lead	ND	mg/L	0.0010	0.00027	1	02/25/26 19:26	03/17/26 18:23	7439-92-1	
Magnesium	**13.9**	mg/L	0.050	0.024	1	02/25/26 19:26	03/17/26 18:23	7439-95-4	
Molybdenum	ND	mg/L	0.010	0.0020	1	02/25/26 19:26	03/17/26 18:23	7439-98-7	
Potassium	**1.4**	mg/L	0.40	0.13	1	02/25/26 19:26	03/17/26 18:23	7440-09-7	
Selenium	**0.037**	mg/L	0.0050	0.00050	1	02/25/26 19:26	03/17/26 18:23	7782-49-2	
Sodium	**18.2**	mg/L	0.40	0.083	1	02/25/26 19:26	03/17/26 18:23	7440-23-5	
Thallium	ND	mg/L	0.00050	0.00017	1	02/25/26 19:26	03/17/26 18:23	7440-28-0	
WCOL 7470 Mercury	Analytical Method: EPA 7470A Preparation Method: EPA 7470A Pace Analytical Services - West Columbia								
Mercury	ND	mg/L	0.00020	0.000091	1	02/26/26 13:03	02/26/26 22:56	7439-97-6	

This report shall not be reproduced, except in full,
without the written consent of Pace Analytical Services, LLC.

Pace Analytical Services, LLC
9800 Kincey Ave. Suite 100
Huntersville, NC 28078
(704)875-9092

ANALYTICAL RESULTS

Project: YAT-AP-3,A,B/B,R6
Pace Project No.: 92845342

Sample: YAT-YAMW-5 **Lab ID: 92845342022** Collected: 02/19/26 08:55 Received: 02/20/26 12:30 Matrix: Water

Parameters	Results	Units	Report Limit	MDL	DF	Prepared	Analyzed	CAS No.	Qual
Metals (ICPMS) 6020B	Analytical Method: EPA 6020B Preparation Method: 3015								
	Pace National - Mt. Juliet								
Lithium	**0.0163**	mg/L	0.00200	0.000600	1	02/26/26 09:35	02/26/26 18:09	7439-93-2	
2320B Alkalinity	Analytical Method: SM 2320B-2021								
	Pace Analytical Services - Asheville								
Alkalinity,Bicarbonate (CaCO3)	**17.5**	mg/L	5.0	5.0	1		03/04/26 20:10		
Alkalinity,Carbonate (CaCO3)	ND	mg/L	5.0	5.0	1		03/04/26 20:10		
Alkalinity, Total as CaCO3	**17.5**	mg/L	5.0	5.0	1		03/04/26 20:10		
2540C Total Dissolved Solids	Analytical Method: SM 2540C-2020								
	Pace Analytical Services - Asheville								
Total Dissolved Solids	**626**	mg/L	50.0	50.0	1		02/25/26 12:02		
300.0 IC Anions 28 Days	Analytical Method: EPA 300.0 Rev 2.1 1993								
	Pace Analytical Services - Asheville								
Chloride	**3.9**	mg/L	1.0	0.60	1		02/24/26 06:50	16887-00-6	
Fluoride	ND	mg/L	0.10	0.050	1		02/24/26 06:50	16984-48-8	
Sulfate	**355**	mg/L	8.0	4.0	8		02/24/26 18:34	14808-79-8	
WC 6020B MET ICPMS	Analytical Method: EPA 6020B Preparation Method: EPA 3005A								
	Pace Analytical Services - West Columbia								
Antimony	ND	mg/L	0.0020	0.00043	1	02/25/26 19:26	03/17/26 18:29	7440-36-0	
Arsenic	ND	mg/L	0.0020	0.00041	1	02/25/26 19:26	03/17/26 18:29	7440-38-2	
Barium	**0.035**	mg/L	0.0050	0.00056	1	02/25/26 19:26	03/17/26 18:29	7440-39-3	
Beryllium	ND	mg/L	0.00040	0.00015	1	02/25/26 19:26	03/17/26 18:29	7440-41-7	
Boron	**7.1**	mg/L	2.0	0.37	50	02/25/26 19:26	03/27/26 15:31	7440-42-8	
Cadmium	**0.00021J**	mg/L	0.00050	0.00010	1	02/25/26 19:26	03/17/26 18:29	7440-43-9	
Calcium	**52.5**	mg/L	0.40	0.10	1	02/25/26 19:26	03/17/26 18:29	7440-70-2	
Chromium	ND	mg/L	0.0050	0.00024	1	02/25/26 19:26	03/17/26 18:29	7440-47-3	
Cobalt	ND	mg/L	0.0050	0.00012	1	02/25/26 19:26	03/17/26 18:29	7440-48-4	
Lead	ND	mg/L	0.0010	0.00027	1	02/25/26 19:26	03/17/26 18:29	7439-92-1	
Magnesium	**50.5**	mg/L	0.050	0.024	1	02/25/26 19:26	03/17/26 18:29	7439-95-4	
Molybdenum	ND	mg/L	0.010	0.0020	1	02/25/26 19:26	03/17/26 18:29	7439-98-7	
Potassium	**8.0**	mg/L	0.40	0.13	1	02/25/26 19:26	03/17/26 18:29	7440-09-7	
Selenium	**0.059**	mg/L	0.0050	0.00050	1	02/25/26 19:26	03/17/26 18:29	7782-49-2	
Sodium	**42.9**	mg/L	0.40	0.083	1	02/25/26 19:26	03/17/26 18:29	7440-23-5	
Thallium	ND	mg/L	0.00050	0.00017	1	02/25/26 19:26	03/17/26 18:29	7440-28-0	
WCOL 7470 Mercury	Analytical Method: EPA 7470A Preparation Method: EPA 7470A								
	Pace Analytical Services - West Columbia								
Mercury	ND	mg/L	0.00020	0.000091	1	02/26/26 13:03	02/26/26 22:58	7439-97-6	

This report shall not be reproduced, except in full,
without the written consent of Pace Analytical Services, LLC.

Pace Analytical Services, LLC
9800 Kincey Ave. Suite 100
Huntersville, NC 28078
(704)875-9092

ANALYTICAL RESULTS

Project: YAT-AP-3,A,B/B,R6
Pace Project No.: 92845342

Sample: YAT-AMA-R6-EB-1 **Lab ID: 92845342023** Collected: 02/19/26 16:00 Received: 02/20/26 12:30 Matrix: Water

Parameters	Results	Units	Report Limit	MDL	DF	Prepared	Analyzed	CAS No.	Qual
Metals (ICPMS) 6020B	Analytical Method: EPA 6020B Preparation Method: 3015								
	Pace National - Mt. Juliet								
Lithium	ND	mg/L	0.00200	0.000600	1	02/26/26 09:35	02/26/26 18:22	7439-93-2	
2320B Alkalinity	Analytical Method: SM 2320B-2021								
	Pace Analytical Services - Asheville								
Alkalinity,Bicarbonate (CaCO3)	ND	mg/L	5.0	5.0	1		03/04/26 11:13		
Alkalinity,Carbonate (CaCO3)	ND	mg/L	5.0	5.0	1		03/04/26 11:13		
Alkalinity, Total as CaCO3	ND	mg/L	5.0	5.0	1		03/04/26 11:13		
2540C Total Dissolved Solids	Analytical Method: SM 2540C-2020								
	Pace Analytical Services - Asheville								
Total Dissolved Solids	ND	mg/L	25.0	25.0	1		02/25/26 12:02		
300.0 IC Anions 28 Days	Analytical Method: EPA 300.0 Rev 2.1 1993								
	Pace Analytical Services - Asheville								
Chloride	ND	mg/L	1.0	0.60	1		02/24/26 01:20	16887-00-6	
Fluoride	ND	mg/L	0.10	0.050	1		02/24/26 01:20	16984-48-8	
Sulfate	ND	mg/L	1.0	0.50	1		02/24/26 01:20	14808-79-8	
WC 6020B MET ICPMS	Analytical Method: EPA 6020B Preparation Method: EPA 3005A								
	Pace Analytical Services - West Columbia								
Antimony	ND	mg/L	0.0020	0.00043	1	02/25/26 19:26	03/17/26 18:48	7440-36-0	
Arsenic	ND	mg/L	0.0020	0.00041	1	02/25/26 19:26	03/17/26 18:48	7440-38-2	
Barium	ND	mg/L	0.0050	0.00056	1	02/25/26 19:26	03/17/26 18:48	7440-39-3	
Beryllium	ND	mg/L	0.00040	0.00015	1	02/25/26 19:26	03/17/26 18:48	7440-41-7	
Boron	ND	mg/L	0.040	0.0073	1	02/25/26 19:26	03/27/26 15:59	7440-42-8	
Cadmium	ND	mg/L	0.00050	0.00010	1	02/25/26 19:26	03/17/26 18:48	7440-43-9	
Calcium	ND	mg/L	0.40	0.10	1	02/25/26 19:26	03/17/26 18:48	7440-70-2	
Chromium	**0.00029J**	mg/L	0.0050	0.00024	1	02/25/26 19:26	03/17/26 18:48	7440-47-3	
Cobalt	ND	mg/L	0.0050	0.00012	1	02/25/26 19:26	03/17/26 18:48	7440-48-4	
Lead	ND	mg/L	0.0010	0.00027	1	02/25/26 19:26	03/17/26 18:48	7439-92-1	
Magnesium	ND	mg/L	0.050	0.024	1	02/25/26 19:26	03/17/26 18:48	7439-95-4	
Molybdenum	ND	mg/L	0.010	0.0020	1	02/25/26 19:26	03/17/26 18:48	7439-98-7	
Potassium	ND	mg/L	0.40	0.13	1	02/25/26 19:26	03/17/26 18:48	7440-09-7	
Selenium	ND	mg/L	0.0050	0.00050	1	02/25/26 19:26	03/17/26 18:48	7782-49-2	
Sodium	ND	mg/L	0.40	0.083	1	02/25/26 19:26	03/17/26 18:48	7440-23-5	
Thallium	ND	mg/L	0.00050	0.00017	1	02/25/26 19:26	03/17/26 18:48	7440-28-0	
WCOL 7470 Mercury	Analytical Method: EPA 7470A Preparation Method: EPA 7470A								
	Pace Analytical Services - West Columbia								
Mercury	ND	mg/L	0.00020	0.000091	1	02/26/26 13:03	02/26/26 23:01	7439-97-6	

This report shall not be reproduced, except in full,
without the written consent of Pace Analytical Services, LLC.

Pace Analytical Services, LLC
9800 Kincey Ave. Suite 100
Huntersville, NC 28078
(704)875-9092

ANALYTICAL RESULTS

Project: YAT-AP-3,A,B/B,R6
Pace Project No.: 92845342

Sample: YAT-PZ-55 **Lab ID: 92845342024** Collected: 02/19/26 13:55 Received: 02/20/26 12:30 Matrix: Water

Parameters	Results	Units	Report Limit	MDL	DF	Prepared	Analyzed	CAS No.	Qual
Metals (ICPMS) 6020B	Analytical Method: EPA 6020B Preparation Method: 3015								
	Pace National - Mt. Juliet								
Lithium	**0.00346**	mg/L	0.00200	0.000600	1	02/26/26 09:35	02/26/26 18:26	7439-93-2	
2320B Alkalinity	Analytical Method: SM 2320B-2021								
	Pace Analytical Services - Asheville								
Alkalinity,Bicarbonate (CaCO3)	**15.7**	mg/L	5.0	5.0	1		03/04/26 11:17		
Alkalinity,Carbonate (CaCO3)	ND	mg/L	5.0	5.0	1		03/04/26 11:17		
Alkalinity, Total as CaCO3	**15.7**	mg/L	5.0	5.0	1		03/04/26 11:17		
2540C Total Dissolved Solids	Analytical Method: SM 2540C-2020								
	Pace Analytical Services - Asheville								
Total Dissolved Solids	**285**	mg/L	25.0	25.0	1		02/25/26 12:02		
300.0 IC Anions 28 Days	Analytical Method: EPA 300.0 Rev 2.1 1993								
	Pace Analytical Services - Asheville								
Chloride	**4.2**	mg/L	1.0	0.60	1		02/24/26 07:04	16887-00-6	
Fluoride	ND	mg/L	0.10	0.050	1		02/24/26 07:04	16984-48-8	
Sulfate	**138**	mg/L	3.0	1.5	3		02/24/26 18:49	14808-79-8	
WC 6020B MET ICPMS	Analytical Method: EPA 6020B Preparation Method: EPA 3005A								
	Pace Analytical Services - West Columbia								
Antimony	ND	mg/L	0.0020	0.00043	1	02/25/26 19:26	03/17/26 18:51	7440-36-0	
Arsenic	ND	mg/L	0.0020	0.00041	1	02/25/26 19:26	03/17/26 18:51	7440-38-2	
Barium	**0.036**	mg/L	0.0050	0.00056	1	02/25/26 19:26	03/17/26 18:51	7440-39-3	
Beryllium	**0.00016J**	mg/L	0.00040	0.00015	1	02/25/26 19:26	03/17/26 18:51	7440-41-7	
Boron	**3.9**	mg/L	0.80	0.15	20	02/25/26 19:26	03/27/26 16:09	7440-42-8	
Cadmium	**0.00071**	mg/L	0.00050	0.00010	1	02/25/26 19:26	03/17/26 18:51	7440-43-9	
Calcium	**23.2**	mg/L	0.40	0.10	1	02/25/26 19:26	03/17/26 18:51	7440-70-2	
Chromium	**0.00050J**	mg/L	0.0050	0.00024	1	02/25/26 19:26	03/17/26 18:51	7440-47-3	
Cobalt	**0.00044J**	mg/L	0.0050	0.00012	1	02/25/26 19:26	03/17/26 18:51	7440-48-4	
Lead	**0.00071J**	mg/L	0.0010	0.00027	1	02/25/26 19:26	03/17/26 18:51	7439-92-1	
Magnesium	**22.8**	mg/L	0.050	0.024	1	02/25/26 19:26	03/17/26 18:51	7439-95-4	
Molybdenum	ND	mg/L	0.010	0.0020	1	02/25/26 19:26	03/17/26 18:51	7439-98-7	
Potassium	**4.0**	mg/L	0.40	0.13	1	02/25/26 19:26	03/17/26 18:51	7440-09-7	
Selenium	**0.024**	mg/L	0.0050	0.00050	1	02/25/26 19:26	03/17/26 18:51	7782-49-2	
Sodium	**17.2**	mg/L	0.40	0.083	1	02/25/26 19:26	03/17/26 18:51	7440-23-5	
Thallium	ND	mg/L	0.00050	0.00017	1	02/25/26 19:26	03/17/26 18:51	7440-28-0	
WCOL 7470 Mercury	Analytical Method: EPA 7470A Preparation Method: EPA 7470A								
	Pace Analytical Services - West Columbia								
Mercury	ND	mg/L	0.00020	0.000091	1	02/26/26 13:03	02/26/26 23:03	7439-97-6	

This report shall not be reproduced, except in full,
without the written consent of Pace Analytical Services, LLC.

Pace Analytical Services, LLC
9800 Kincey Ave. Suite 100
Huntersville, NC 28078
(704)875-9092

ANALYTICAL RESULTS

Project: YAT-AP-3,A,B/B,R6
Pace Project No.: 92845342

Sample: YAT-YGWC-50 **Lab ID: 92845477001** Collected: 02/19/26 10:55 Received: 02/20/26 12:30 Matrix: Water

Parameters	Results	Units	Report Limit	MDL	DF	Prepared	Analyzed	CAS No.	Qual
Metals (ICPMS) 6020B	Analytical Method: EPA 6020B Preparation Method: 3015 Pace National - Mt. Juliet								
Lithium	**0.00232**	mg/L	0.00200	0.000600	1	02/26/26 09:35	02/27/26 13:29	7439-93-2	
2320B Alkalinity	Analytical Method: SM 2320B-2021 Pace Analytical Services - Asheville								
Alkalinity,Bicarbonate (CaCO3)	**57.5**	mg/L	5.0	5.0	1		03/04/26 12:00		
Alkalinity,Carbonate (CaCO3)	ND	mg/L	5.0	5.0	1		03/04/26 12:00		
Alkalinity, Total as CaCO3	**57.5**	mg/L	5.0	5.0	1		03/04/26 12:00		
2540C Total Dissolved Solids	Analytical Method: SM 2540C-2020 Pace Analytical Services - Asheville								
Total Dissolved Solids	**2030**	mg/L	250	250	1		02/25/26 12:02		
300.0 IC Anions 28 Days	Analytical Method: EPA 300.0 Rev 2.1 1993 Pace Analytical Services - Asheville								
Chloride	**10.6**	mg/L	1.0	0.60	1		02/24/26 07:47	16887-00-6	
Fluoride	**0.083J**	mg/L	0.10	0.050	1		02/24/26 07:47	16984-48-8	
Sulfate	**1150**	mg/L	24.0	12.0	24		02/24/26 19:32	14808-79-8	
WC 6020B MET ICPMS	Analytical Method: EPA 6020B Preparation Method: EPA 3005A Pace Analytical Services - West Columbia								
Antimony	ND	mg/L	0.010	0.0022	5	02/25/26 19:26	03/17/26 18:58	7440-36-0	
Arsenic	ND	mg/L	0.010	0.0020	5	02/25/26 19:26	03/17/26 18:58	7440-38-2	
Barium	**0.015J**	mg/L	0.025	0.0028	5	02/25/26 19:26	03/17/26 18:58	7440-39-3	
Beryllium	**0.0016J**	mg/L	0.0020	0.00075	5	02/25/26 19:26	03/17/26 18:58	7440-41-7	
Boron	**21.7**	mg/L	4.0	0.73	100	02/25/26 19:26	03/27/26 18:48	7440-42-8	
Cadmium	**0.0070**	mg/L	0.0025	0.00050	5	02/25/26 19:26	03/17/26 18:58	7440-43-9	
Calcium	**358**	mg/L	20.0	5.0	50	02/25/26 19:26	03/17/26 19:01	7440-70-2	
Chromium	ND	mg/L	0.025	0.0012	5	02/25/26 19:26	03/17/26 18:58	7440-47-3	
Cobalt	**0.0054J**	mg/L	0.025	0.00060	5	02/25/26 19:26	03/17/26 18:58	7440-48-4	
Lead	ND	mg/L	0.0050	0.0014	5	02/25/26 19:26	03/17/26 18:58	7439-92-1	
Magnesium	**124**	mg/L	0.25	0.12	5	02/25/26 19:26	03/17/26 18:58	7439-95-4	
Molybdenum	ND	mg/L	0.050	0.0099	5	02/25/26 19:26	03/17/26 18:58	7439-98-7	
Potassium	**4.8**	mg/L	2.0	0.66	5	02/25/26 19:26	03/17/26 18:58	7440-09-7	
Selenium	ND	mg/L	0.025	0.0025	5	02/25/26 19:26	03/17/26 18:58	7782-49-2	
Sodium	**30.8**	mg/L	2.0	0.42	5	02/25/26 19:26	03/17/26 18:58	7440-23-5	
Thallium	ND	mg/L	0.0025	0.00085	5	02/25/26 19:26	03/17/26 18:58	7440-28-0	
WCOL 7470 Mercury	Analytical Method: EPA 7470A Preparation Method: EPA 7470A Pace Analytical Services - West Columbia								
Mercury	ND	mg/L	0.00020	0.000091	1	02/26/26 13:03	02/26/26 23:06	7439-97-6	

This report shall not be reproduced, except in full,
without the written consent of Pace Analytical Services, LLC.

Pace Analytical Services, LLC
9800 Kincey Ave. Suite 100
Huntersville, NC 28078
(704)875-9092

QUALITY CONTROL DATA

Project: YAT-AP-3,A,B/B,R6
Pace Project No.: 92845342

QC Batch: 2701100
QC Batch Method: 3015
Analysis Method: EPA 6020B
Analysis Description: Metals (ICPMS) 6020B
Laboratory: Pace National - Mt. Juliet

Associated Lab Samples: 92845477001

METHOD BLANK: R4341708-1 Matrix: Water
Associated Lab Samples: 92845477001

Parameter	Units	Blank Result	Reporting Limit	MDL	Analyzed	Qualifiers
Lithium	mg/L	ND	0.00200	0.000600	02/27/26 11:40	

LABORATORY CONTROL SAMPLE: R4341708-2

Parameter	Units	Spike Conc.	LCS Result	LCS % Rec	% Rec Limits	Qualifiers
Lithium	mg/L	0.0500	0.0517	103	80.0-120	

MATRIX SPIKE & MATRIX SPIKE DUPLICATE: R4341708-4 R4341708-5

Parameter	Units	L1947916-08 Result	MS Spike Conc.	MSD Spike Conc.	MS Result	MSD Result	MS % Rec	MSD % Rec	% Rec Limits	RPD	Max RPD	Qual
Lithium	mg/L	0.00627	0.0500	0.0500	0.0562	0.0570	99.8	101	75.0-125	1.38	20	

Results presented on this page are in the units indicated by the "Units" column except where an alternate unit is presented to the right of the result.

REPORT OF LABORATORY ANALYSIS

This report shall not be reproduced, except in full,
without the written consent of Pace Analytical Services, LLC.

Pace Analytical Services, LLC
9800 Kincey Ave. Suite 100
Huntersville, NC 28078
(704)875-9092

QUALITY CONTROL DATA

Project: YAT-AP-3,A,B/B,R6
Pace Project No.: 92845342

QC Batch: 2701101
QC Batch Method: 3015
Analysis Method: EPA 6020B
Analysis Description: Metals (ICPMS) 6020B
Laboratory: Pace National - Mt. Juliet

Associated Lab Samples: 92845342001, 92845342003, 92845342004, 92845342005, 92845342006, 92845342007, 92845342008, 92845342009, 92845342010, 92845342011, 92845342012, 92845342013, 92845342014, 92845342015, 92845342016, 92845342017, 92845342018, 92845342019, 92845342020, 92845342021

METHOD BLANK: R4341466-1
Matrix: Water

Associated Lab Samples: 92845342001, 92845342003, 92845342004, 92845342005, 92845342006, 92845342007, 92845342008, 92845342009, 92845342010, 92845342011, 92845342012, 92845342013, 92845342014, 92845342015, 92845342016, 92845342017, 92845342018, 92845342019, 92845342020, 92845342021

Parameter	Units	Blank Result	Reporting Limit	MDL	Analyzed	Qualifiers
Lithium	mg/L	ND	0.00200	0.000600	02/26/26 19:36	

LABORATORY CONTROL SAMPLE: R4341466-2

Parameter	Units	Spike Conc.	LCS Result	LCS % Rec	% Rec Limits	Qualifiers
Lithium	mg/L	0.0500	0.0470	94.1	80.0-120	

MATRIX SPIKE & MATRIX SPIKE DUPLICATE: R4341466-4 R4341466-5

Parameter	Units	92845342021 Result	MS Spike Conc.	MSD Spike Conc.	MS Result	MSD Result	MS % Rec	MSD % Rec	% Rec Limits	RPD	Max RPD	Qual
Lithium	mg/L	0.00311	0.0500	0.0500	0.0499	0.0513	93.5	96.4	75.0-125	2.88	20	

Results presented on this page are in the units indicated by the "Units" column except where an alternate unit is presented to the right of the result.

This report shall not be reproduced, except in full,
without the written consent of Pace Analytical Services, LLC.

Pace Analytical Services, LLC
9800 Kincey Ave. Suite 100
Huntersville, NC 28078
(704)875-9092

QUALITY CONTROL DATA

Project: YAT-AP-3,A,B/B,R6
Pace Project No.: 92845342

QC Batch: 2701102
QC Batch Method: 3015
Analysis Method: EPA 6020B
Analysis Description: Metals (ICPMS) 6020B
Laboratory: Pace National - Mt. Juliet
Associated Lab Samples: 92845342022, 92845342023, 92845342024

METHOD BLANK: R4341483-1 Matrix: Water
Associated Lab Samples: 92845342022, 92845342023, 92845342024

Parameter	Units	Blank Result	Reporting Limit	MDL	Analyzed	Qualifiers
Lithium	mg/L	ND	0.00200	0.000600	02/26/26 18:03	

LABORATORY CONTROL SAMPLE: R4341483-2

Parameter	Units	Spike Conc.	LCS Result	LCS % Rec	% Rec Limits	Qualifiers
Lithium	mg/L	0.0500	0.0524	105	80.0-120	

MATRIX SPIKE & MATRIX SPIKE DUPLICATE: R4341483-4 R4341483-5

Parameter	Units	92845342022 Result	MS Spike Conc.	MSD Spike Conc.	MS Result	MSD Result	MS % Rec	MSD % Rec	% Rec Limits	RPD	Max RPD	Qual
Lithium	mg/L	0.0163	0.0500	0.0500	0.0672	0.0670	102	101	75.0-125	0.396	20	

Results presented on this page are in the units indicated by the "Units" column except where an alternate unit is presented to the right of the result.

This report shall not be reproduced, except in full,
without the written consent of Pace Analytical Services, LLC.

Pace Analytical Services, LLC
9800 Kincey Ave. Suite 100
Huntersville, NC 28078
(704)875-9092

QUALITY CONTROL DATA

Project: YAT-AP-3,A,B/B,R6
Pace Project No.: 92845342

QC Batch: 994338
QC Batch Method: SM 2320B-2021
Analysis Method: SM 2320B-2021
Analysis Description: 2320B Alkalinity
Laboratory: Pace Analytical Services - Asheville
Associated Lab Samples: 92845342001, 92845342003, 92845342004, 92845342005, 92845342006, 92845342007, 92845342008, 92845342009, 92845342010, 92845342011, 92845342012, 92845342013, 92845342014

METHOD BLANK: 5111282
Matrix: Water
Associated Lab Samples: 92845342001, 92845342003, 92845342004, 92845342005, 92845342006, 92845342007, 92845342008, 92845342009, 92845342010, 92845342011, 92845342012, 92845342013, 92845342014

Parameter	Units	Blank Result	Reporting Limit	MDL	Analyzed	Qualifiers
Alkalinity, Total as CaCO3	mg/L	ND	5.0	5.0	03/04/26 13:38	
Alkalinity,Bicarbonate (CaCO3)	mg/L	ND	5.0	5.0	03/04/26 13:38	
Alkalinity,Carbonate (CaCO3)	mg/L	ND	5.0	5.0	03/04/26 13:38	

LABORATORY CONTROL SAMPLE: 5111283

Parameter	Units	Spike Conc.	LCS Result	LCS % Rec	% Rec Limits	Qualifiers
Alkalinity, Total as CaCO3	mg/L	50	51.9	104	80-120	

LABORATORY CONTROL SAMPLE: 5111284

Parameter	Units	Spike Conc.	LCS Result	LCS % Rec	% Rec Limits	Qualifiers
Alkalinity, Total as CaCO3	mg/L	50	52.9	106	80-120	

MATRIX SPIKE & MATRIX SPIKE DUPLICATE: 5111285 5111286

Parameter	Units	92845334004 Result	MS Spike Conc.	MSD Spike Conc.	MS Result	MSD Result	MS % Rec	MSD % Rec	% Rec Limits	RPD	Max RPD	Qual
Alkalinity, Total as CaCO3	mg/L	104	50	50	150	158	91	107	80-120	5	25	

MATRIX SPIKE & MATRIX SPIKE DUPLICATE: 5111287 5111288

Parameter	Units	92845334005 Result	MS Spike Conc.	MSD Spike Conc.	MS Result	MSD Result	MS % Rec	MSD % Rec	% Rec Limits	RPD	Max RPD	Qual
Alkalinity, Total as CaCO3	mg/L	119	50	50	168	169	99	100	80-120	0	25	

Results presented on this page are in the units indicated by the "Units" column except where an alternate unit is presented to the right of the result.

This report shall not be reproduced, except in full,
without the written consent of Pace Analytical Services, LLC.

Pace Analytical Services, LLC
9800 Kincey Ave. Suite 100
Huntersville, NC 28078
(704)875-9092

QUALITY CONTROL DATA

Project: YAT-AP-3,A,B/B,R6
Pace Project No.: 92845342

QC Batch: 994339
QC Batch Method: SM 2320B-2021
Analysis Method: SM 2320B-2021
Analysis Description: 2320B Alkalinity
Laboratory: Pace Analytical Services - Asheville
Associated Lab Samples: 92845342015, 92845342016, 92845342017, 92845342018, 92845342019, 92845342020, 92845342021, 92845342022

METHOD BLANK: 5111289
Matrix: Water
Associated Lab Samples: 92845342015, 92845342016, 92845342017, 92845342018, 92845342019, 92845342020, 92845342021, 92845342022

Parameter	Units	Blank Result	Reporting Limit	MDL	Analyzed	Qualifiers
Alkalinity, Total as CaCO3	mg/L	ND	5.0	5.0	03/04/26 17:01	
Alkalinity,Bicarbonate (CaCO3)	mg/L	ND	5.0	5.0	03/04/26 17:01	
Alkalinity,Carbonate (CaCO3)	mg/L	ND	5.0	5.0	03/04/26 17:01	

LABORATORY CONTROL SAMPLE: 5111290

Parameter	Units	Spike Conc.	LCS Result	LCS % Rec	% Rec Limits	Qualifiers
Alkalinity, Total as CaCO3	mg/L	50	51.8	104	80-120	

LABORATORY CONTROL SAMPLE: 5111291

Parameter	Units	Spike Conc.	LCS Result	LCS % Rec	% Rec Limits	Qualifiers
Alkalinity, Total as CaCO3	mg/L	50	51.0	102	80-120	

MATRIX SPIKE & MATRIX SPIKE DUPLICATE: 5111292 5111293

Parameter	Units	92845506024 Result	MS Spike Conc.	MSD Spike Conc.	MS Result	MSD Result	MS % Rec	MSD % Rec	% Rec Limits	RPD	Max RPD	Qual
Alkalinity, Total as CaCO3	mg/L	47.0	50	50	98.9	96.5	104	99	80-120	2	25	

MATRIX SPIKE & MATRIX SPIKE DUPLICATE: 5111294 5111295

Parameter	Units	92845256001 Result	MS Spike Conc.	MSD Spike Conc.	MS Result	MSD Result	MS % Rec	MSD % Rec	% Rec Limits	RPD	Max RPD	Qual
Alkalinity, Total as CaCO3	mg/L	388	50	50	436	436	95	94	80-120	0	25	

Results presented on this page are in the units indicated by the "Units" column except where an alternate unit is presented to the right of the result.

This report shall not be reproduced, except in full,
without the written consent of Pace Analytical Services, LLC.

Pace Analytical Services, LLC
9800 Kincey Ave. Suite 100
Huntersville, NC 28078
(704)875-9092

QUALITY CONTROL DATA

Project: YAT-AP-3,A,B/B,R6
Pace Project No.: 92845342

QC Batch: 994342
QC Batch Method: SM 2320B-2021
Analysis Method: SM 2320B-2021
Analysis Description: 2320B Alkalinity
Laboratory: Pace Analytical Services - Asheville
Associated Lab Samples: 92845342023, 92845342024, 92845477001

METHOD BLANK: 5111306 Matrix: Water
Associated Lab Samples: 92845342023, 92845342024, 92845477001

Parameter	Units	Blank Result	Reporting Limit	MDL	Analyzed	Qualifiers
Alkalinity, Total as CaCO3	mg/L	ND	5.0	5.0	03/04/26 09:56	
Alkalinity,Bicarbonate (CaCO3)	mg/L	ND	5.0	5.0	03/04/26 09:56	
Alkalinity,Carbonate (CaCO3)	mg/L	ND	5.0	5.0	03/04/26 09:56	

LABORATORY CONTROL SAMPLE: 5111307

Parameter	Units	Spike Conc.	LCS Result	LCS % Rec	% Rec Limits	Qualifiers
Alkalinity, Total as CaCO3	mg/L	50	51.6	103	80-120	

LABORATORY CONTROL SAMPLE: 5111308

Parameter	Units	Spike Conc.	LCS Result	LCS % Rec	% Rec Limits	Qualifiers
Alkalinity, Total as CaCO3	mg/L	50	51.2	102	80-120	

MATRIX SPIKE & MATRIX SPIKE DUPLICATE: 5111309 5111310

Parameter	Units	92846286001 Result	MS Spike Conc.	MSD Spike Conc.	MS Result	MSD Result	MS % Rec	MSD % Rec	% Rec Limits	RPD	Max RPD	Qual
Alkalinity, Total as CaCO3	mg/L	126	50	50	177	172	101	91	80-120	3	25	

MATRIX SPIKE & MATRIX SPIKE DUPLICATE: 5111311 5111312

Parameter	Units	92846286002 Result	MS Spike Conc.	MSD Spike Conc.	MS Result	MSD Result	MS % Rec	MSD % Rec	% Rec Limits	RPD	Max RPD	Qual
Alkalinity, Total as CaCO3	mg/L	154	50	50	205	194	102	80	80-120	6	25	

Results presented on this page are in the units indicated by the "Units" column except where an alternate unit is presented to the right of the result.

This report shall not be reproduced, except in full,
without the written consent of Pace Analytical Services, LLC.

Pace Analytical Services, LLC
9800 Kincey Ave. Suite 100
Huntersville, NC 28078
(704)875-9092

QUALITY CONTROL DATA

Project: YAT-AP-3,A,B/B,R6
Pace Project No.: 92845342

QC Batch: 992460
QC Batch Method: SM 2540C-2020
Analysis Method: SM 2540C-2020
Analysis Description: 2540C Total Dissolved Solids
Laboratory: Pace Analytical Services - Asheville
Associated Lab Samples: 92845342001

METHOD BLANK: 5101990
Matrix: Water
Associated Lab Samples: 92845342001

Parameter	Units	Blank Result	Reporting Limit	MDL	Analyzed	Qualifiers
Total Dissolved Solids	mg/L	ND	25.0	25.0	02/22/26 15:13	

LABORATORY CONTROL SAMPLE: 5101991

Parameter	Units	Spike Conc.	LCS Result	LCS % Rec	% Rec Limits	Qualifiers
Total Dissolved Solids	mg/L	250	252	101	90-110	

SAMPLE DUPLICATE: 5101992

Parameter	Units	92845104003 Result	Dup Result	RPD	Max RPD	Qualifiers
Total Dissolved Solids	mg/L	431	440	2	25	

SAMPLE DUPLICATE: 5101993

Parameter	Units	92845332017 Result	Dup Result	RPD	Max RPD	Qualifiers
Total Dissolved Solids	mg/L	608	602	1	25	

Results presented on this page are in the units indicated by the "Units" column except where an alternate unit is presented to the right of the result.

This report shall not be reproduced, except in full,
without the written consent of Pace Analytical Services, LLC.

Pace Analytical Services, LLC
9800 Kincey Ave. Suite 100
Huntersville, NC 28078
(704)875-9092

QUALITY CONTROL DATA

Project: YAT-AP-3,A,B/B,R6
Pace Project No.: 92845342

QC Batch: 992713
QC Batch Method: SM 2540C-2020
Analysis Method: SM 2540C-2020
Analysis Description: 2540C Total Dissolved Solids
Laboratory: Pace Analytical Services - Asheville
Associated Lab Samples: 92845342003, 92845342004, 92845342005

METHOD BLANK: 5102953
Matrix: Water
Associated Lab Samples: 92845342003, 92845342004, 92845342005

Parameter	Units	Blank Result	Reporting Limit	MDL	Analyzed	Qualifiers
Total Dissolved Solids	mg/L	ND	25.0	25.0	02/24/26 02:55	

LABORATORY CONTROL SAMPLE: 5102954

Parameter	Units	Spike Conc.	LCS Result	LCS % Rec	% Rec Limits	Qualifiers
Total Dissolved Solids	mg/L	250	244	98	90-110	

SAMPLE DUPLICATE: 5102955

Parameter	Units	92844150022 Result	Dup Result	RPD	Max RPD	Qualifiers
Total Dissolved Solids	mg/L	290	287	1	25	

SAMPLE DUPLICATE: 5102956

Parameter	Units	92844564017 Result	Dup Result	RPD	Max RPD	Qualifiers
Total Dissolved Solids	mg/L	165	169	2	25	

Results presented on this page are in the units indicated by the "Units" column except where an alternate unit is presented to the right of the result.

This report shall not be reproduced, except in full,
without the written consent of Pace Analytical Services, LLC.

Pace Analytical Services, LLC
9800 Kincey Ave. Suite 100
Huntersville, NC 28078
(704)875-9092

QUALITY CONTROL DATA

Project: YAT-AP-3,A,B/B,R6
Pace Project No.: 92845342

QC Batch: 992714
QC Batch Method: SM 2540C-2020
Analysis Method: SM 2540C-2020
Analysis Description: 2540C Total Dissolved Solids
Laboratory: Pace Analytical Services - Asheville
Associated Lab Samples: 92845342006, 92845342007, 92845342008, 92845342009, 92845342010, 92845342011, 92845342012, 92845342013, 92845342014

METHOD BLANK: 5102957
Matrix: Water
Associated Lab Samples: 92845342006, 92845342007, 92845342008, 92845342009, 92845342010, 92845342011, 92845342012, 92845342013, 92845342014

Parameter	Units	Blank Result	Reporting Limit	MDL	Analyzed	Qualifiers
Total Dissolved Solids	mg/L	ND	25.0	25.0	02/24/26 03:00	

LABORATORY CONTROL SAMPLE: 5102958

Parameter	Units	Spike Conc.	LCS Result	LCS % Rec	% Rec Limits	Qualifiers
Total Dissolved Solids	mg/L	250	252	101	90-110	

SAMPLE DUPLICATE: 5102959

Parameter	Units	92845342006 Result	Dup Result	RPD	Max RPD	Qualifiers
Total Dissolved Solids	mg/L	395	383	3	25	

SAMPLE DUPLICATE: 5102960

Parameter	Units	92845520008 Result	Dup Result	RPD	Max RPD	Qualifiers
Total Dissolved Solids	mg/L	97.0	85.0	13	25	

Results presented on this page are in the units indicated by the "Units" column except where an alternate unit is presented to the right of the result.

This report shall not be reproduced, except in full,
without the written consent of Pace Analytical Services, LLC.

Pace Analytical Services, LLC
9800 Kincey Ave. Suite 100
Huntersville, NC 28078
(704)875-9092

QUALITY CONTROL DATA

Project: YAT-AP-3,A,B/B,R6
Pace Project No.: 92845342

QC Batch: 992980
QC Batch Method: SM 2540C-2020
Analysis Method: SM 2540C-2020
Analysis Description: 2540C Total Dissolved Solids
Laboratory: Pace Analytical Services - Asheville
Associated Lab Samples: 92845342015, 92845342016, 92845342017, 92845342018, 92845342019, 92845342020, 92845342021, 92845342022, 92845342023, 92845342024, 92845477001

METHOD BLANK: 5104547
Matrix: Water
Associated Lab Samples: 92845342015, 92845342016, 92845342017, 92845342018, 92845342019, 92845342020, 92845342021, 92845342022, 92845342023, 92845342024, 92845477001

Parameter	Units	Blank Result	Reporting Limit	MDL	Analyzed	Qualifiers
Total Dissolved Solids	mg/L	ND	25.0	25.0	02/25/26 11:59	

LABORATORY CONTROL SAMPLE: 5104548

Parameter	Units	Spike Conc.	LCS Result	LCS % Rec	% Rec Limits	Qualifiers
Total Dissolved Solids	mg/L	250	244	98	90-110	

SAMPLE DUPLICATE: 5104549

Parameter	Units	92845287005 Result	Dup Result	RPD	Max RPD	Qualifiers
Total Dissolved Solids	mg/L	212	163	26	25	D6

SAMPLE DUPLICATE: 5104550

Parameter	Units	92845342016 Result	Dup Result	RPD	Max RPD	Qualifiers
Total Dissolved Solids	mg/L	67.0	58.0	14	25	

Results presented on this page are in the units indicated by the "Units" column except where an alternate unit is presented to the right of the result.

This report shall not be reproduced, except in full,
without the written consent of Pace Analytical Services, LLC.

Pace Analytical Services, LLC
9800 Kincey Ave. Suite 100
Huntersville, NC 28078
(704)875-9092

QUALITY CONTROL DATA

Project: YAT-AP-3,A,B/B,R6
Pace Project No.: 92845342

QC Batch: 992350
QC Batch Method: EPA 300.0 Rev 2.1 1993
Analysis Method: EPA 300.0 Rev 2.1 1993
Analysis Description: 300.0 IC Anions
Laboratory: Pace Analytical Services - Asheville
Associated Lab Samples: 92845342001, 92845342003, 92845342004, 92845342005, 92845342006, 92845342007, 92845342008, 92845342009, 92845342010, 92845342011, 92845342012, 92845342013, 92845342014

METHOD BLANK: 5101734
Matrix: Water
Associated Lab Samples: 92845342001, 92845342003, 92845342004, 92845342005, 92845342006, 92845342007, 92845342008, 92845342009, 92845342010, 92845342011, 92845342012, 92845342013, 92845342014

Parameter	Units	Blank Result	Reporting Limit	MDL	Analyzed	Qualifiers
Chloride	mg/L	ND	1.0	0.60	02/21/26 21:16	
Fluoride	mg/L	ND	0.10	0.050	02/21/26 21:16	
Sulfate	mg/L	ND	1.0	0.50	02/21/26 21:16	

LABORATORY CONTROL SAMPLE: 5101735

Parameter	Units	Spike Conc.	LCS Result	LCS % Rec	% Rec Limits	Qualifiers
Chloride	mg/L	50	50.5	101	90-110	
Fluoride	mg/L	2.5	2.5	99	90-110	
Sulfate	mg/L	50	50.7	101	90-110	

MATRIX SPIKE & MATRIX SPIKE DUPLICATE: 5101736 5101737

Parameter	Units	92845334003 Result	MS Spike Conc.	MSD Spike Conc.	MS Result	MSD Result	MS % Rec	MSD % Rec	% Rec Limits	RPD	Max RPD	Qual
Chloride	mg/L	15.5	50	50	65.5	65.4	100	100	90-110	0	10	
Fluoride	mg/L	0.082J	2.5	2.5	2.5	2.5	97	96	90-110	1	10	
Sulfate	mg/L	83.9	50	50	121	120	74	71	90-110	1	10	M1

MATRIX SPIKE & MATRIX SPIKE DUPLICATE: 5101738 5101739

Parameter	Units	92845342009 Result	MS Spike Conc.	MSD Spike Conc.	MS Result	MSD Result	MS % Rec	MSD % Rec	% Rec Limits	RPD	Max RPD	Qual
Chloride	mg/L	6.3	50	50	56.2	56.3	100	100	90-110	0	10	
Fluoride	mg/L	0.25	2.5	2.5	2.6	2.6	94	95	90-110	1	10	
Sulfate	mg/L	149	50	50	191	191	84	85	90-110	0	10	M1

Results presented on this page are in the units indicated by the "Units" column except where an alternate unit is presented to the right of the result.

This report shall not be reproduced, except in full,
without the written consent of Pace Analytical Services, LLC.

Pace Analytical Services, LLC
9800 Kincey Ave. Suite 100
Huntersville, NC 28078
(704)875-9092

QUALITY CONTROL DATA

Project: YAT-AP-3,A,B/B,R6
Pace Project No.: 92845342

QC Batch: 992693
QC Batch Method: EPA 300.0 Rev 2.1 1993
Analysis Method: EPA 300.0 Rev 2.1 1993
Analysis Description: 300.0 IC Anions
Laboratory: Pace Analytical Services - Asheville
Associated Lab Samples: 92845342015, 92845342016, 92845342017, 92845342018, 92845342019, 92845342020, 92845342021, 92845342022

METHOD BLANK: 5102904 Matrix: Water
Associated Lab Samples: 92845342015, 92845342016, 92845342017, 92845342018, 92845342019, 92845342020, 92845342021, 92845342022

Parameter	Units	Blank Result	Reporting Limit	MDL	Analyzed	Qualifiers
Chloride	mg/L	ND	1.0	0.60	02/23/26 23:54	
Fluoride	mg/L	ND	0.10	0.050	02/23/26 23:54	
Sulfate	mg/L	ND	1.0	0.50	02/23/26 23:54	

LABORATORY CONTROL SAMPLE: 5102905

Parameter	Units	Spike Conc.	LCS Result	LCS % Rec	% Rec Limits	Qualifiers
Chloride	mg/L	50	51.5	103	90-110	
Fluoride	mg/L	2.5	2.6	103	90-110	
Sulfate	mg/L	50	51.7	103	90-110	

MATRIX SPIKE & MATRIX SPIKE DUPLICATE: 5102906 5102907

Parameter	Units	92845334006 Result	MS Spike Conc.	MSD Spike Conc.	MS Result	MSD Result	MS % Rec	MSD % Rec	% Rec Limits	RPD	Max RPD	Qual
Chloride	mg/L	15.9	50	50	65.5	66.8	99	102	90-110	2	10	
Fluoride	mg/L	0.18	2.5	2.5	2.6	2.7	98	100	90-110	2	10	
Sulfate	mg/L	2.5	50	50	52.5	53.7	100	102	90-110	2	10	

MATRIX SPIKE & MATRIX SPIKE DUPLICATE: 5102908 5102909

Parameter	Units	92845342015 Result	MS Spike Conc.	MSD Spike Conc.	MS Result	MSD Result	MS % Rec	MSD % Rec	% Rec Limits	RPD	Max RPD	Qual
Chloride	mg/L	3.9	50	50	54.0	54.8	100	102	90-110	2	10	
Fluoride	mg/L	ND	2.5	2.5	2.6	2.7	103	106	90-110	3	10	
Sulfate	mg/L	111	50	50	155	156	89	91	90-110	1	10	M1

Results presented on this page are in the units indicated by the "Units" column except where an alternate unit is presented to the right of the result.

REPORT OF LABORATORY ANALYSIS

This report shall not be reproduced, except in full,
without the written consent of Pace Analytical Services, LLC.

Pace Analytical Services, LLC
9800 Kincey Ave. Suite 100
Huntersville, NC 28078
(704)875-9092

QUALITY CONTROL DATA

Project: YAT-AP-3,A,B/B,R6
Pace Project No.: 92845342

QC Batch: 992697
QC Batch Method: EPA 300.0 Rev 2.1 1993
Analysis Method: EPA 300.0 Rev 2.1 1993
Analysis Description: 300.0 IC Anions
Laboratory: Pace Analytical Services - Asheville
Associated Lab Samples: 92845342023, 92845342024, 92845477001

METHOD BLANK: 5102910 Matrix: Water
Associated Lab Samples: 92845342023, 92845342024, 92845477001

Parameter	Units	Blank Result	Reporting Limit	MDL	Analyzed	Qualifiers
Chloride	mg/L	ND	1.0	0.60	02/24/26 00:22	
Fluoride	mg/L	ND	0.10	0.050	02/24/26 00:22	
Sulfate	mg/L	ND	1.0	0.50	02/24/26 00:22	

LABORATORY CONTROL SAMPLE: 5102911

Parameter	Units	Spike Conc.	LCS Result	LCS % Rec	% Rec Limits	Qualifiers
Chloride	mg/L	50	51.7	103	90-110	
Fluoride	mg/L	2.5	2.5	101	90-110	
Sulfate	mg/L	50	52.1	104	90-110	

MATRIX SPIKE & MATRIX SPIKE DUPLICATE: 5102912 5102913

Parameter	Units	92845342024 Result	MS Spike Conc.	MSD Spike Conc.	MS Result	MSD Result	MS % Rec	MSD % Rec	% Rec Limits	RPD	Max RPD	Qual
Chloride	mg/L	4.2	50	50	54.2	55.2	100	102	90-110	2	10	
Fluoride	mg/L	ND	2.5	2.5	2.4	2.5	95	98	90-110	3	10	
Sulfate	mg/L	138	50	50	185	186	93	95	90-110	1	10	

MATRIX SPIKE & MATRIX SPIKE DUPLICATE: 5102914 5102915

Parameter	Units	92845520008 Result	MS Spike Conc.	MSD Spike Conc.	MS Result	MSD Result	MS % Rec	MSD % Rec	% Rec Limits	RPD	Max RPD	Qual
Chloride	mg/L	1.4	50	50	51.6	50.7	100	99	90-110	2	10	
Fluoride	mg/L	0.062J	2.5	2.5	2.8	2.8	110	108	90-110	2	10	
Sulfate	mg/L	0.92J	50	50	50.9	50.0	100	98	90-110	2	10	

Results presented on this page are in the units indicated by the "Units" column except where an alternate unit is presented to the right of the result.

This report shall not be reproduced, except in full,
without the written consent of Pace Analytical Services, LLC.

Pace Analytical Services, LLC
9800 Kincey Ave. Suite 100
Huntersville, NC 28078
(704)875-9092

QUALITY CONTROL DATA

Project: YAT-AP-3,A,B/B,R6
Pace Project No.: 92845342

QC Batch: 993116
QC Batch Method: EPA 3005A
Analysis Method: EPA 6020B
Analysis Description: WC 6020B MET
Laboratory: Pace Analytical Services - West Columbia
Associated Lab Samples: 92845342001, 92845342003, 92845342004, 92845342005, 92845342006, 92845342007, 92845342008, 92845342009, 92845342010

METHOD BLANK: 5105101
Matrix: Water
Associated Lab Samples: 92845342001, 92845342003, 92845342004, 92845342005, 92845342006, 92845342007, 92845342008, 92845342009, 92845342010

Parameter	Units	Blank Result	Reporting Limit	MDL	Analyzed	Qualifiers
Antimony	mg/L	ND	0.0020	0.00043	03/13/26 15:40	
Arsenic	mg/L	ND	0.0020	0.00041	03/13/26 15:40	
Barium	mg/L	ND	0.0050	0.00056	03/13/26 15:40	
Beryllium	mg/L	ND	0.00040	0.00015	03/20/26 21:40	
Boron	mg/L	ND	0.040	0.0073	03/20/26 21:40	
Cadmium	mg/L	ND	0.00050	0.00010	03/13/26 15:40	
Calcium	mg/L	ND	0.40	0.10	03/13/26 15:40	
Chromium	mg/L	ND	0.0050	0.00024	03/13/26 15:40	
Cobalt	mg/L	ND	0.0050	0.00012	03/13/26 15:40	
Lead	mg/L	ND	0.0010	0.00027	03/13/26 15:40	
Magnesium	mg/L	ND	0.050	0.024	03/13/26 15:40	
Molybdenum	mg/L	ND	0.010	0.0020	03/13/26 15:40	
Potassium	mg/L	ND	0.40	0.13	03/13/26 15:40	
Selenium	mg/L	ND	0.0050	0.00050	03/13/26 15:40	
Sodium	mg/L	ND	0.40	0.083	03/13/26 15:40	
Thallium	mg/L	ND	0.00050	0.00017	03/13/26 15:40	

LABORATORY CONTROL SAMPLE: 5105102

Parameter	Units	Spike Conc.	LCS Result	LCS % Rec	% Rec Limits	Qualifiers
Antimony	mg/L	0.1	0.10	100	80-120	
Arsenic	mg/L	0.1	0.099	99	80-120	
Barium	mg/L	0.1	0.10	102	80-120	
Beryllium	mg/L	0.1	0.095	95	80-120	
Boron	mg/L	0.1	0.10	101	80-120	
Cadmium	mg/L	0.1	0.098	98	80-120	
Calcium	mg/L	1	1.1	109	80-120	
Chromium	mg/L	0.1	0.10	104	80-120	
Cobalt	mg/L	0.1	0.10	105	80-120	
Lead	mg/L	0.1	0.11	109	80-120	
Magnesium	mg/L	1	1.0	101	80-120	
Molybdenum	mg/L	0.1	0.092	92	80-120	
Potassium	mg/L	1	1.0	103	80-120	
Selenium	mg/L	0.1	0.11	107	80-120	
Sodium	mg/L	1	1.0	102	80-120	
Thallium	mg/L	0.1	0.10	103	80-120	

Results presented on this page are in the units indicated by the "Units" column except where an alternate unit is presented to the right of the result.

This report shall not be reproduced, except in full,
without the written consent of Pace Analytical Services, LLC.

Pace Analytical Services, LLC
9800 Kincey Ave. Suite 100
Huntersville, NC 28078
(704)875-9092

QUALITY CONTROL DATA

Project: YAT-AP-3,A,B/B,R6
Pace Project No.: 92845342

MATRIX SPIKE & MATRIX SPIKE DUPLICATE: 5105103 5105104

Parameter	Units	92845104002 Result	MS Spike Conc.	MSD Spike Conc.	MS Result	MSD Result	MS % Rec	MSD % Rec	% Rec Limits	RPD	Max RPD	Qual
Antimony	mg/L	ND	0.1	0.1	0.10	0.096	100	96	75-125	4	20	
Arsenic	mg/L	ND	0.1	0.1	0.10	0.095	101	95	75-125	6	20	
Barium	mg/L	0.067	0.1	0.1	0.17	0.16	102	92	75-125	6	20	
Beryllium	mg/L	ND	0.1	0.1	0.10	0.10	102	102	75-125	1	20	
Boron	mg/L	0.61	0.1	0.1	0.74	0.82	126	205	75-125	10	20	M1
Cadmium	mg/L	ND	0.1	0.1	0.099	0.094	99	94	75-125	4	20	
Calcium	mg/L	31.6	1	1	32.7	30.5	110	-109	75-125	7	20	M1
Chromium	mg/L	0.00032J	0.1	0.1	0.11	0.10	106	100	75-125	5	20	
Cobalt	mg/L	0.0014J	0.1	0.1	0.10	0.099	103	98	75-125	5	20	
Lead	mg/L	ND	0.1	0.1	0.10	0.095	102	95	75-125	7	20	
Magnesium	mg/L	26.1	1	1	27.2	26.2	110	13	75-125	4	20	M1
Molybdenum	mg/L	ND	0.1	0.1	0.093	0.090	93	89	75-125	4	20	
Potassium	mg/L	3.8	1	1	4.8	4.5	105	76	75-125	6	20	
Selenium	mg/L	ND	0.1	0.1	0.10	0.096	104	96	75-125	8	20	
Sodium	mg/L	16.4	1	1	17.4	16.8	105	38	75-125	4	20	M1
Thallium	mg/L	ND	0.1	0.1	0.10	0.098	105	98	75-125	7	20	

Results presented on this page are in the units indicated by the "Units" column except where an alternate unit is presented to the right of the result.

This report shall not be reproduced, except in full,
without the written consent of Pace Analytical Services, LLC.

Pace Analytical Services, LLC
9800 Kincey Ave. Suite 100
Huntersville, NC 28078
(704)875-9092

QUALITY CONTROL DATA

Project: YAT-AP-3,A,B/B,R6
Pace Project No.: 92845342

QC Batch: 993127
QC Batch Method: EPA 3005A
Analysis Method: EPA 6020B
Analysis Description: WC 6020B MET
Laboratory: Pace Analytical Services - West Columbia
Associated Lab Samples: 92845342011, 92845342012, 92845342013, 92845342014

METHOD BLANK: 5105185
Matrix: Water
Associated Lab Samples: 92845342011, 92845342012, 92845342013, 92845342014

Parameter	Units	Blank Result	Reporting Limit	MDL	Analyzed	Qualifiers
Antimony	mg/L	ND	0.0020	0.00043	03/17/26 16:05	
Arsenic	mg/L	ND	0.0020	0.00041	03/17/26 16:05	
Barium	mg/L	ND	0.0050	0.00056	03/17/26 16:05	
Beryllium	mg/L	ND	0.00040	0.00015	03/17/26 16:05	
Boron	mg/L	ND	0.040	0.0073	03/20/26 02:18	
Cadmium	mg/L	ND	0.00050	0.00010	03/17/26 16:05	
Calcium	mg/L	ND	0.40	0.10	03/17/26 16:05	
Chromium	mg/L	ND	0.0050	0.00024	03/17/26 16:05	
Cobalt	mg/L	ND	0.0050	0.00012	03/17/26 16:05	
Lead	mg/L	ND	0.0010	0.00027	03/17/26 16:05	
Magnesium	mg/L	ND	0.050	0.024	03/17/26 16:05	
Molybdenum	mg/L	ND	0.010	0.0020	03/17/26 16:05	
Potassium	mg/L	ND	0.40	0.13	03/17/26 16:05	
Selenium	mg/L	ND	0.0050	0.00050	03/17/26 16:05	
Sodium	mg/L	ND	0.40	0.083	03/17/26 16:05	
Thallium	mg/L	ND	0.00050	0.00017	03/17/26 16:05	

LABORATORY CONTROL SAMPLE: 5105186

Parameter	Units	Spike Conc.	LCS Result	LCS % Rec	% Rec Limits	Qualifiers
Antimony	mg/L	0.1	0.097	97	80-120	
Arsenic	mg/L	0.1	0.098	98	80-120	
Barium	mg/L	0.1	0.096	96	80-120	
Beryllium	mg/L	0.1	0.094	94	80-120	
Boron	mg/L	0.1	0.10	103	80-120	
Cadmium	mg/L	0.1	0.098	98	80-120	
Calcium	mg/L	1	0.95	95	80-120	
Chromium	mg/L	0.1	0.099	99	80-120	
Cobalt	mg/L	0.1	0.10	104	80-120	
Lead	mg/L	0.1	0.098	98	80-120	
Magnesium	mg/L	1	1.0	103	80-120	
Molybdenum	mg/L	0.1	0.096	96	80-120	
Potassium	mg/L	1	1.0	103	80-120	
Selenium	mg/L	0.1	0.095	95	80-120	
Sodium	mg/L	1	1.0	104	80-120	
Thallium	mg/L	0.1	0.10	101	80-120	

Results presented on this page are in the units indicated by the "Units" column except where an alternate unit is presented to the right of the result.

This report shall not be reproduced, except in full,
without the written consent of Pace Analytical Services, LLC.

Pace Analytical Services, LLC
9800 Kincey Ave. Suite 100
Huntersville, NC 28078
(704)875-9092

QUALITY CONTROL DATA

Project: YAT-AP-3,A,B/B,R6
Pace Project No.: 92845342

MATRIX SPIKE & MATRIX SPIKE DUPLICATE: 5105187 5105188

Parameter	Units	92845342011 Result	MS Spike Conc.	MSD Spike Conc.	MS Result	MSD Result	MS % Rec	MSD % Rec	% Rec Limits	RPD	Max RPD	Qual
Antimony	mg/L	0.00047J	0.1	0.1	0.097	0.098	96	97	75-125	1	20	
Arsenic	mg/L	ND	0.1	0.1	0.098	0.099	98	99	75-125	1	20	
Barium	mg/L	0.020	0.1	0.1	0.11	0.12	94	96	75-125	1	20	
Beryllium	mg/L	0.0018	0.1	0.1	0.10	0.10	103	103	75-125	0	20	
Boron	mg/L	8.4	0.1	0.1	8.8	8.8	381	332	75-125	1	20	M1
Cadmium	mg/L	0.00096	0.1	0.1	0.098	0.098	97	97	75-125	1	20	
Calcium	mg/L	107	1	1	108	109	136	191	75-125	0	20	M1
Chromium	mg/L	0.00042J	0.1	0.1	0.098	0.10	98	100	75-125	2	20	
Cobalt	mg/L	0.0017J	0.1	0.1	0.099	0.10	98	98	75-125	0	20	
Lead	mg/L	ND	0.1	0.1	0.092	0.094	92	94	75-125	2	20	
Magnesium	mg/L	62.9	1	1	65.9	65.4	303	248	75-125	1	20	M1
Molybdenum	mg/L	ND	0.1	0.1	0.095	0.095	94	94	75-125	0	20	
Potassium	mg/L	4.5	1	1	5.4	5.3	99	89	75-125	2	20	
Selenium	mg/L	0.085	0.1	0.1	0.18	0.19	97	102	75-125	3	20	
Sodium	mg/L	24.2	1	1	27.3	25.8	305	162	75-125	5	20	M1
Thallium	mg/L	ND	0.1	0.1	0.096	0.098	96	98	75-125	2	20	

Results presented on this page are in the units indicated by the "Units" column except where an alternate unit is presented to the right of the result.

This report shall not be reproduced, except in full,
without the written consent of Pace Analytical Services, LLC.

Pace Analytical Services, LLC
9800 Kincey Ave. Suite 100
Huntersville, NC 28078
(704)875-9092

QUALITY CONTROL DATA

Project: YAT-AP-3,A,B/B,R6
Pace Project No.: 92845342

QC Batch: 993136
QC Batch Method: EPA 3005A
Analysis Method: EPA 6020B
Analysis Description: WC 6020B MET
Laboratory: Pace Analytical Services - West Columbia
Associated Lab Samples: 92845342015, 92845342016, 92845342017, 92845342018, 92845342019, 92845342020, 92845342021, 92845342022

METHOD BLANK: 5105240
Matrix: Water
Associated Lab Samples: 92845342015, 92845342016, 92845342017, 92845342018, 92845342019, 92845342020, 92845342021, 92845342022

Parameter	Units	Blank Result	Reporting Limit	MDL	Analyzed	Qualifiers
Antimony	mg/L	ND	0.0020	0.00043	03/17/26 16:30	
Arsenic	mg/L	ND	0.0020	0.00041	03/17/26 16:30	
Barium	mg/L	ND	0.0050	0.00056	03/17/26 16:30	
Beryllium	mg/L	ND	0.00040	0.00015	03/17/26 16:30	
Boron	mg/L	ND	0.040	0.0073	03/17/26 16:30	
Cadmium	mg/L	ND	0.00050	0.00010	03/17/26 16:30	
Calcium	mg/L	ND	0.40	0.10	03/17/26 16:30	
Chromium	mg/L	ND	0.0050	0.00024	03/17/26 16:30	
Cobalt	mg/L	ND	0.0050	0.00012	03/17/26 16:30	
Lead	mg/L	ND	0.0010	0.00027	03/17/26 16:30	
Magnesium	mg/L	ND	0.050	0.024	03/17/26 16:30	
Molybdenum	mg/L	ND	0.010	0.0020	03/17/26 16:30	
Potassium	mg/L	ND	0.40	0.13	03/17/26 16:30	
Selenium	mg/L	ND	0.0050	0.00050	03/17/26 16:30	
Sodium	mg/L	ND	0.40	0.083	03/17/26 16:30	
Thallium	mg/L	ND	0.00050	0.00017	03/17/26 16:30	

LABORATORY CONTROL SAMPLE: 5105241

Parameter	Units	Spike Conc.	LCS Result	LCS % Rec	% Rec Limits	Qualifiers
Antimony	mg/L	0.1	0.098	98	80-120	
Arsenic	mg/L	0.1	0.099	99	80-120	
Barium	mg/L	0.1	0.098	98	80-120	
Beryllium	mg/L	0.1	0.098	98	80-120	
Boron	mg/L	0.1	0.10	101	80-120	
Cadmium	mg/L	0.1	0.10	100	80-120	
Calcium	mg/L	1	1.0	104	80-120	
Chromium	mg/L	0.1	0.099	99	80-120	
Cobalt	mg/L	0.1	0.10	104	80-120	
Lead	mg/L	0.1	0.096	96	80-120	
Magnesium	mg/L	1	1.0	100	80-120	
Molybdenum	mg/L	0.1	0.098	98	80-120	
Potassium	mg/L	1	1.1	106	80-120	
Selenium	mg/L	0.1	0.097	97	80-120	
Sodium	mg/L	1	1.0	102	80-120	
Thallium	mg/L	0.1	0.096	96	80-120	

Results presented on this page are in the units indicated by the "Units" column except where an alternate unit is presented to the right of the result.

This report shall not be reproduced, except in full,
without the written consent of Pace Analytical Services, LLC.

Pace Analytical Services, LLC
9800 Kincey Ave. Suite 100
Huntersville, NC 28078
(704)875-9092

QUALITY CONTROL DATA

Project: YAT-AP-3,A,B/B,R6
Pace Project No.: 92845342

MATRIX SPIKE & MATRIX SPIKE DUPLICATE: 5105242 5105243

Parameter	Units	92845332016 Result	MS Spike Conc.	MSD Spike Conc.	MS Result	MSD Result	MS % Rec	MSD % Rec	% Rec Limits	RPD	Max RPD	Qual
Antimony	mg/L	ND	0.1	0.1	0.10	0.099	100	99	75-125	1	20	
Arsenic	mg/L	ND	0.1	0.1	0.10	0.099	100	99	75-125	1	20	
Barium	mg/L	77.4 ug/L	0.1	0.1	0.18	0.18	101	100	75-125	0	20	
Beryllium	mg/L	ND	0.1	0.1	0.096	0.092	95	91	75-125	4	20	
Boron	mg/L	304 ug/L	0.1	0.1	0.39	0.38	89	80	75-125	2	20	
Cadmium	mg/L	ND	0.1	0.1	0.10	0.10	103	102	75-125	1	20	
Calcium	mg/L	23200 ug/L	1	1	23.7	23.4	55	25	75-125	1	20	
Chromium	mg/L	ND	0.1	0.1	0.10	0.10	100	99	75-125	1	20	
Cobalt	mg/L	ND	0.1	0.1	0.11	0.11	105	104	75-125	1	20	
Lead	mg/L	ND	0.1	0.1	0.10	0.10	99	99	75-125	1	20	
Magnesium	mg/L	4850 ug/L	1	1	6.0	6.0	111	111	75-125	0	20	
Molybdenum	mg/L	ND	0.1	0.1	0.10	0.099	99	99	75-125	0	20	
Potassium	mg/L	4820 ug/L	1	1	5.8	5.9	102	111	75-125	1	20	
Selenium	mg/L	ND	0.1	0.1	0.10	0.10	100	100	75-125	0	20	
Sodium	mg/L	16200 ug/L	1	1	17.5	17.4	131	121	75-125	1	20	
Thallium	mg/L	ND	0.1	0.1	0.097	0.096	97	96	75-125	1	20	

Results presented on this page are in the units indicated by the "Units" column except where an alternate unit is presented to the right of the result.

This report shall not be reproduced, except in full,
without the written consent of Pace Analytical Services, LLC.

Pace Analytical Services, LLC
9800 Kincey Ave. Suite 100
Huntersville, NC 28078
(704)875-9092

QUALITY CONTROL DATA

Project: YAT-AP-3,A,B/B,R6
Pace Project No.: 92845342

QC Batch: 993241
QC Batch Method: EPA 3005A
Analysis Method: EPA 6020B
Analysis Description: WC 6020B MET
Laboratory: Pace Analytical Services - West Columbia
Associated Lab Samples: 92845342023, 92845342024, 92845477001

METHOD BLANK: 5106056
Matrix: Water
Associated Lab Samples: 92845342023, 92845342024, 92845477001

Parameter	Units	Blank Result	Reporting Limit	MDL	Analyzed	Qualifiers
Antimony	mg/L	ND	0.0020	0.00043	03/20/26 10:51	
Arsenic	mg/L	ND	0.0020	0.00041	03/20/26 10:51	
Barium	mg/L	ND	0.0050	0.00056	03/20/26 10:51	
Beryllium	mg/L	ND	0.00040	0.00015	03/20/26 10:51	
Boron	mg/L	ND	0.040	0.0073	03/20/26 10:51	
Cadmium	mg/L	ND	0.00050	0.00010	03/20/26 10:51	
Calcium	mg/L	ND	0.40	0.10	03/20/26 10:51	
Chromium	mg/L	ND	0.0050	0.00024	03/20/26 10:51	
Cobalt	mg/L	ND	0.0050	0.00012	03/20/26 10:51	
Lead	mg/L	ND	0.0010	0.00027	03/20/26 10:51	
Magnesium	mg/L	ND	0.050	0.024	03/20/26 10:51	
Molybdenum	mg/L	ND	0.010	0.0020	03/20/26 10:51	
Potassium	mg/L	ND	0.40	0.13	03/20/26 10:51	
Selenium	mg/L	ND	0.0050	0.00050	03/20/26 10:51	
Sodium	mg/L	ND	0.40	0.083	03/20/26 10:51	
Thallium	mg/L	ND	0.00050	0.00017	03/20/26 10:51	

LABORATORY CONTROL SAMPLE: 5106057

Parameter	Units	Spike Conc.	LCS Result	LCS % Rec	% Rec Limits	Qualifiers
Antimony	mg/L	0.1	0.10	102	80-120	
Arsenic	mg/L	0.1	0.10	104	80-120	
Barium	mg/L	0.1	0.10	100	80-120	
Beryllium	mg/L	0.1	0.10	103	80-120	
Boron	mg/L	0.1	0.10	104	80-120	
Cadmium	mg/L	0.1	0.099	99	80-120	
Calcium	mg/L	1	1.0	103	80-120	
Chromium	mg/L	0.1	0.10	104	80-120	
Cobalt	mg/L	0.1	0.11	106	80-120	
Lead	mg/L	0.1	0.10	104	80-120	
Magnesium	mg/L	1	1.0	102	80-120	
Molybdenum	mg/L	0.1	0.098	98	80-120	
Potassium	mg/L	1	1.1	105	80-120	
Selenium	mg/L	0.1	0.10	104	80-120	
Sodium	mg/L	1	1.0	103	80-120	
Thallium	mg/L	0.1	0.10	104	80-120	

Results presented on this page are in the units indicated by the "Units" column except where an alternate unit is presented to the right of the result.

This report shall not be reproduced, except in full,
without the written consent of Pace Analytical Services, LLC.

Pace Analytical Services, LLC
9800 Kincey Ave. Suite 100
Huntersville, NC 28078
(704)875-9092

QUALITY CONTROL DATA

Project: YAT-AP-3,A,B/B,R6
Pace Project No.: 92845342

MATRIX SPIKE & MATRIX SPIKE DUPLICATE: 5106058 5106059

Parameter	Units	92845506009 Result	MS Spike Conc.	MSD Spike Conc.	MS Result	MSD Result	MS % Rec	MSD % Rec	% Rec Limits	RPD	Max RPD	Qual
Antimony	mg/L	0.0026	0.1	0.1	0.10	0.10	98	98	75-125	0	20	
Arsenic	mg/L	0.00042J	0.1	0.1	0.10	0.099	99	99	75-125	0	20	
Barium	mg/L	0.017	0.1	0.1	0.11	0.12	97	99	75-125	2	20	
Beryllium	mg/L	ND	0.1	0.1	0.10	0.099	101	99	75-125	1	20	
Boron	mg/L	ND	0.1	0.1	0.11	0.11	100	100	75-125	0	20	
Cadmium	mg/L	ND	0.1	0.1	0.10	0.10	101	102	75-125	1	20	
Calcium	mg/L	33.8	1	1	34.0	34.0	16	17	75-125	0	20	M1
Chromium	mg/L	0.00047J	0.1	0.1	0.098	0.098	98	98	75-125	0	20	
Cobalt	mg/L	ND	0.1	0.1	0.10	0.10	101	101	75-125	0	20	
Lead	mg/L	ND	0.1	0.1	0.097	0.10	97	102	75-125	5	20	
Magnesium	mg/L	16.9	1	1	17.2	17.6	31	69	75-125	2	20	M1
Molybdenum	mg/L	ND	0.1	0.1	0.099	0.10	99	100	75-125	1	20	
Potassium	mg/L	1.5	1	1	2.4	2.5	95	103	75-125	3	20	
Selenium	mg/L	ND	0.1	0.1	0.10	0.10	101	101	75-125	1	20	
Sodium	mg/L	4.8	1	1	5.6	5.7	77	90	75-125	2	20	
Thallium	mg/L	ND	0.1	0.1	0.091	0.095	91	95	75-125	4	20	

Results presented on this page are in the units indicated by the "Units" column except where an alternate unit is presented to the right of the result.

This report shall not be reproduced, except in full,
without the written consent of Pace Analytical Services, LLC.

Pace Analytical Services, LLC
9800 Kincey Ave. Suite 100
Huntersville, NC 28078
(704)875-9092

QUALITY CONTROL DATA

Project: YAT-AP-3,A,B/B,R6
Pace Project No.: 92845342

QC Batch: 992433
QC Batch Method: EPA 7470A
Analysis Method: EPA 7470A
Analysis Description: WCOL 7470 Mercury
Laboratory: Pace Analytical Services - West Columbia
Associated Lab Samples: 92845342001, 92845342003, 92845342004, 92845342005, 92845342006, 92845342008, 92845342009, 92845342010, 92845342011, 92845342012

METHOD BLANK: 5101931
Matrix: Water
Associated Lab Samples: 92845342001, 92845342003, 92845342004, 92845342005, 92845342006, 92845342008, 92845342009, 92845342010, 92845342011, 92845342012

Parameter	Units	Blank Result	Reporting Limit	MDL	Analyzed	Qualifiers
Mercury	mg/L	ND	0.00020	0.000091	02/24/26 22:41	

LABORATORY CONTROL SAMPLE: 5101932

Parameter	Units	Spike Conc.	LCS Result	LCS % Rec	% Rec Limits	Qualifiers
Mercury	mg/L	0.002	0.0021	104	80-120	

MATRIX SPIKE & MATRIX SPIKE DUPLICATE: 5101933 5101934

Parameter	Units	92845334003 Result	MS Spike Conc.	MSD Spike Conc.	MS Result	MSD Result	MS % Rec	MSD % Rec	% Rec Limits	RPD	Max RPD	Qual
Mercury	mg/L	0.00011J	0.002	0.002	0.0024	0.0022	113	105	80-120	7	20	

Results presented on this page are in the units indicated by the "Units" column except where an alternate unit is presented to the right of the result.

REPORT OF LABORATORY ANALYSIS

This report shall not be reproduced, except in full,
without the written consent of Pace Analytical Services, LLC.

Pace Analytical Services, LLC
9800 Kincey Ave. Suite 100
Huntersville, NC 28078
(704)875-9092

QUALITY CONTROL DATA

Project: YAT-AP-3,A,B/B,R6
Pace Project No.: 92845342

QC Batch: 992434
QC Batch Method: EPA 7470A
Analysis Method: EPA 7470A
Analysis Description: WCOL 7470 Mercury
Laboratory: Pace Analytical Services - West Columbia
Associated Lab Samples: 92845342013, 92845342014

METHOD BLANK: 5101935 Matrix: Water
Associated Lab Samples: 92845342013, 92845342014

Parameter	Units	Blank Result	Reporting Limit	MDL	Analyzed	Qualifiers
Mercury	mg/L	ND	0.00020	0.000091	03/14/26 12:07	

LABORATORY CONTROL SAMPLE: 5101936

Parameter	Units	Spike Conc.	LCS Result	LCS % Rec	% Rec Limits	Qualifiers
Mercury	mg/L	0.002	0.0019	95	80-120	

MATRIX SPIKE & MATRIX SPIKE DUPLICATE: 5101937 5101938

Parameter	Units	92845342013 Result	MS Spike Conc.	MSD Spike Conc.	MS Result	MSD Result	MS % Rec	MSD % Rec	% Rec Limits	RPD	Max RPD	Qual
Mercury	mg/L	ND	0.002	0.002	0.0019	0.0019	93	92	80-120	1	20	

Results presented on this page are in the units indicated by the "Units" column except where an alternate unit is presented to the right of the result.

This report shall not be reproduced, except in full,
without the written consent of Pace Analytical Services, LLC.

Pace Analytical Services, LLC
9800 Kincey Ave. Suite 100
Huntersville, NC 28078
(704)875-9092

QUALITY CONTROL DATA

Project: YAT-AP-3,A,B/B,R6
Pace Project No.: 92845342

QC Batch: 992951
QC Batch Method: EPA 7470A
Analysis Method: EPA 7470A
Analysis Description: WCOL 7470 Mercury
Laboratory: Pace Analytical Services - West Columbia
Associated Lab Samples: 92845342015, 92845342016, 92845342017

METHOD BLANK: 5104468
Matrix: Water
Associated Lab Samples: 92845342015, 92845342016, 92845342017

Parameter	Units	Blank Result	Reporting Limit	MDL	Analyzed	Qualifiers
Mercury	mg/L	ND	0.00020	0.000091	02/25/26 18:57	

LABORATORY CONTROL SAMPLE: 5104469

Parameter	Units	Spike Conc.	LCS Result	LCS % Rec	% Rec Limits	Qualifiers
Mercury	mg/L	0.002	0.0022	108	80-120	

MATRIX SPIKE & MATRIX SPIKE DUPLICATE: 5104470 5104471

Parameter	Units	92845336011 Result	MS Spike Conc.	MSD Spike Conc.	MS Result	MSD Result	MS % Rec	MSD % Rec	% Rec Limits	RPD	Max RPD	Qual
Mercury	mg/L	ND	0.002	0.002	0.0021	0.0021	102	102	80-120	1	20	

Results presented on this page are in the units indicated by the "Units" column except where an alternate unit is presented to the right of the result.

REPORT OF LABORATORY ANALYSIS

This report shall not be reproduced, except in full,
without the written consent of Pace Analytical Services, LLC.

Pace Analytical Services, LLC
9800 Kincey Ave. Suite 100
Huntersville, NC 28078
(704)875-9092

QUALITY CONTROL DATA

Project: YAT-AP-3,A,B/B,R6
Pace Project No.: 92845342

QC Batch: 992952
QC Batch Method: EPA 7470A
Analysis Method: EPA 7470A
Analysis Description: WCOL 7470 Mercury
Laboratory: Pace Analytical Services - West Columbia
Associated Lab Samples: 92845342018, 92845342019, 92845342020, 92845342021, 92845342022, 92845342023, 92845342024, 92845477001

METHOD BLANK: 5104472 Matrix: Water
Associated Lab Samples: 92845342018, 92845342019, 92845342020, 92845342021, 92845342022, 92845342023, 92845342024, 92845477001

Parameter	Units	Blank Result	Reporting Limit	MDL	Analyzed	Qualifiers
Mercury	mg/L	ND	0.00020	0.000091	02/26/26 22:38	

LABORATORY CONTROL SAMPLE: 5104473

Parameter	Units	Spike Conc.	LCS Result	LCS % Rec	% Rec Limits	Qualifiers
Mercury	mg/L	0.002	0.0018	92	80-120	

MATRIX SPIKE & MATRIX SPIKE DUPLICATE: 5104474 5104475

Parameter	Units	92845506001 Result	MS Spike Conc.	MSD Spike Conc.	MS Result	MSD Result	MS % Rec	MSD % Rec	% Rec Limits	RPD	Max RPD	Qual
Mercury	mg/L	ND	0.002	0.002	0.0018	0.0018	91	90	80-120	1	20	

Results presented on this page are in the units indicated by the "Units" column except where an alternate unit is presented to the right of the result.

REPORT OF LABORATORY ANALYSIS

This report shall not be reproduced, except in full,
without the written consent of Pace Analytical Services, LLC.

Pace Analytical Services, LLC
9800 Kincey Ave. Suite 100
Huntersville, NC 28078
(704)875-9092

QUALITY CONTROL DATA

Project: YAT-AP-3,A,B/B,R6
Pace Project No.: 92845342

QC Batch: 992954
QC Batch Method: EPA 7470A
Analysis Method: EPA 7470A
Analysis Description: WCOL 7470 Mercury
Laboratory: Pace Analytical Services - West Columbia
Associated Lab Samples: 92845342007

METHOD BLANK: 5104482 Matrix: Water
Associated Lab Samples: 92845342007

Parameter	Units	Blank Result	Reporting Limit	MDL	Analyzed	Qualifiers
Mercury	mg/L	ND	0.00020	0.000091	03/04/26 17:12	

LABORATORY CONTROL SAMPLE: 5104483

Parameter	Units	Spike Conc.	LCS Result	LCS % Rec	% Rec Limits	Qualifiers
Mercury	mg/L	0.002	0.0021	104	80-120	

MATRIX SPIKE & MATRIX SPIKE DUPLICATE: 5113613 5113614

Parameter	Units	92846106003 Result	MS Spike Conc.	MSD Spike Conc.	MS Result	MSD Result	MS % Rec	MSD % Rec	% Rec Limits	RPD	Max RPD	Qual
Mercury	mg/L	ND	0.002	0.002	0.0020	0.0021	100	106	80-120	6	20	

Results presented on this page are in the units indicated by the "Units" column except where an alternate unit is presented to the right of the result.

REPORT OF LABORATORY ANALYSIS

This report shall not be reproduced, except in full,
without the written consent of Pace Analytical Services, LLC.

Pace Analytical Services, LLC
9800 Kincey Ave. Suite 100
Huntersville, NC 28078
(704)875-9092

QUALIFIERS

Project: YAT-AP-3,A,B/B,R6
Pace Project No.: 92845342

DEFINITIONS

DF - Dilution Factor, if reported, represents the factor applied to the reported data due to dilution of the sample aliquot.

ND - Not Detected at or above adjusted reporting limit.

TNTC - Too Numerous To Count

J - Estimated concentration above the adjusted method detection limit and below the adjusted reporting limit.

MDL - Adjusted Method Detection Limit.

PQL - Practical Quantitation Limit.

RL - Reporting Limit - The lowest concentration value that meets project requirements for quantitative data with known precision and bias for a specific analyte in a specific matrix.

S - Surrogate

1,2-Diphenylhydrazine decomposes to and cannot be separated from Azobenzene using Method 8270. The result for each analyte is a combined concentration.

Consistent with EPA guidelines, unrounded data are displayed and have been used to calculate % recovery and RPD values.

LCS(D) - Laboratory Control Sample (Duplicate)

MS(D) - Matrix Spike (Duplicate)

DUP - Sample Duplicate

RPD - Relative Percent Difference

NC - Not Calculable.

SG - Silica Gel - Clean-Up

U - Indicates the compound was analyzed for, but not detected.

Acid preservation may not be appropriate for 2 Chloroethylvinyl ether.

A separate vial preserved to a pH of 4-5 is recommended in SW846 Chapter 4 for the analysis of Acrolein and Acrylonitrile by EPA Method 8260.

N-Nitrosodiphenylamine decomposes and cannot be separated from Diphenylamine using Method 8270. The result reported for each analyte is a combined concentration.

Reported results are not rounded until the final step prior to reporting. Therefore, calculated parameters that are typically reported as "Total" may vary slightly from the sum of the reported component parameters.

Pace Analytical is TNI accredited. Contact your Pace PM for the current list of accredited analytes.

TNI - The NELAC Institute.

WORKORDER QUALIFIERS

WO: 92845342

[1]	ARCADIS
[2]	DO NOT DILUTE. MUST MEET REPORTING LIMITS. LET PM KNOW FIRST IF THERE ARE ISSUES.

ANALYTE QUALIFIERS

D6	The precision between the sample and sample duplicate exceeded laboratory control limits.
J	Analyte detected below the reporting limit, therefore result is an estimate. This qualifier is also used for all TICs.
M1	Matrix spike recovery exceeded QC limits. Batch accepted based on laboratory control sample (LCS) recovery.

This report shall not be reproduced, except in full,
without the written consent of Pace Analytical Services, LLC.

Pace Analytical Services, LLC
9800 Kincey Ave. Suite 100
Huntersville, NC 28078
(704)875-9092

QUALITY CONTROL DATA CROSS REFERENCE TABLE

Project: YAT-AP-3,A,B/B,R6
Pace Project No.: 92845342

Lab ID	Sample ID	QC Batch Method	QC Batch	Analytical Method	Analytical Batch
92845342001	**YAT-YAMW-1**	3015	2701101	EPA 6020B	2701101
92845342003	**YAT-AMA-R6-FD-1**	3015	2701101	EPA 6020B	2701101
92845342004	**YAT-YGWC-36A**	3015	2701101	EPA 6020B	2701101
92845342005	**YAT-YGWC-24SB**	3015	2701101	EPA 6020B	2701101
92845342006	**YAT-YGWC-43**	3015	2701101	EPA 6020B	2701101
92845342007	**YAT-PZ-51**	3015	2701101	EPA 6020B	2701101
92845342008	**YAT-AMA-R6-FB-1**	3015	2701101	EPA 6020B	2701101
92845342009	**YAT-PZ-54D**	3015	2701101	EPA 6020B	2701101
92845342010	**YAT-YGWC-38**	3015	2701101	EPA 6020B	2701101
92845342011	**YAT-PZ-37**	3015	2701101	EPA 6020B	2701101
92845342012	**YAT-PZ-37D**	3015	2701101	EPA 6020B	2701101
92845342013	**YAT-PZ-52D**	3015	2701101	EPA 6020B	2701101
92845342014	**YAT-AMA-R6-FD-2**	3015	2701101	EPA 6020B	2701101
92845342015	**YAT-YGWC-41**	3015	2701101	EPA 6020B	2701101
92845342016	**YAT-YAMW-2**	3015	2701101	EPA 6020B	2701101
92845342017	**YAT-YAMW-4**	3015	2701101	EPA 6020B	2701101
92845342018	**YAT-YGWC-49**	3015	2701101	EPA 6020B	2701101
92845342019	**YAT-YGWC-42**	3015	2701101	EPA 6020B	2701101
92845342020	**YAT-YAMW-3**	3015	2701101	EPA 6020B	2701101
92845342021	**YAT-YGWC-23S**	3015	2701101	EPA 6020B	2701101
92845342022	**YAT-YAMW-5**	3015	2701102	EPA 6020B	2701102
92845342023	**YAT-AMA-R6-EB-1**	3015	2701102	EPA 6020B	2701102
92845342024	**YAT-PZ-55**	3015	2701102	EPA 6020B	2701102
92845477001	**YAT-YGWC-50**	3015	2701100	EPA 6020B	2701100
92845342001	**YAT-YAMW-1**	SM 2320B-2021	994338		
92845342003	**YAT-AMA-R6-FD-1**	SM 2320B-2021	994338		
92845342004	**YAT-YGWC-36A**	SM 2320B-2021	994338		
92845342005	**YAT-YGWC-24SB**	SM 2320B-2021	994338		
92845342006	**YAT-YGWC-43**	SM 2320B-2021	994338		
92845342007	**YAT-PZ-51**	SM 2320B-2021	994338		
92845342008	**YAT-AMA-R6-FB-1**	SM 2320B-2021	994338		
92845342009	**YAT-PZ-54D**	SM 2320B-2021	994338		
92845342010	**YAT-YGWC-38**	SM 2320B-2021	994338		
92845342011	**YAT-PZ-37**	SM 2320B-2021	994338		
92845342012	**YAT-PZ-37D**	SM 2320B-2021	994338		
92845342013	**YAT-PZ-52D**	SM 2320B-2021	994338		
92845342014	**YAT-AMA-R6-FD-2**	SM 2320B-2021	994338		
92845342015	**YAT-YGWC-41**	SM 2320B-2021	994339		
92845342016	**YAT-YAMW-2**	SM 2320B-2021	994339		
92845342017	**YAT-YAMW-4**	SM 2320B-2021	994339		
92845342018	**YAT-YGWC-49**	SM 2320B-2021	994339		
92845342019	**YAT-YGWC-42**	SM 2320B-2021	994339		
92845342020	**YAT-YAMW-3**	SM 2320B-2021	994339		
92845342021	**YAT-YGWC-23S**	SM 2320B-2021	994339		
92845342022	**YAT-YAMW-5**	SM 2320B-2021	994339		
92845342023	**YAT-AMA-R6-EB-1**	SM 2320B-2021	994342		

This report shall not be reproduced, except in full,
without the written consent of Pace Analytical Services, LLC.

Pace Analytical Services, LLC
9800 Kincey Ave. Suite 100
Huntersville, NC 28078
(704)875-9092

QUALITY CONTROL DATA CROSS REFERENCE TABLE

Project: YAT-AP-3,A,B/B,R6
Pace Project No.: 92845342

Lab ID	Sample ID	QC Batch Method	QC Batch	Analytical Method	Analytical Batch
92845342024	**YAT-PZ-55**	SM 2320B-2021	994342		
92845477001	**YAT-YGWC-50**	SM 2320B-2021	994342		
92845342001	**YAT-YAMW-1**	SM 2540C-2020	992460		
92845342003	**YAT-AMA-R6-FD-1**	SM 2540C-2020	992713		
92845342004	**YAT-YGWC-36A**	SM 2540C-2020	992713		
92845342005	**YAT-YGWC-24SB**	SM 2540C-2020	992713		
92845342006	**YAT-YGWC-43**	SM 2540C-2020	992714		
92845342007	**YAT-PZ-51**	SM 2540C-2020	992714		
92845342008	**YAT-AMA-R6-FB-1**	SM 2540C-2020	992714		
92845342009	**YAT-PZ-54D**	SM 2540C-2020	992714		
92845342010	**YAT-YGWC-38**	SM 2540C-2020	992714		
92845342011	**YAT-PZ-37**	SM 2540C-2020	992714		
92845342012	**YAT-PZ-37D**	SM 2540C-2020	992714		
92845342013	**YAT-PZ-52D**	SM 2540C-2020	992714		
92845342014	**YAT-AMA-R6-FD-2**	SM 2540C-2020	992714		
92845342015	**YAT-YGWC-41**	SM 2540C-2020	992980		
92845342016	**YAT-YAMW-2**	SM 2540C-2020	992980		
92845342017	**YAT-YAMW-4**	SM 2540C-2020	992980		
92845342018	**YAT-YGWC-49**	SM 2540C-2020	992980		
92845342019	**YAT-YGWC-42**	SM 2540C-2020	992980		
92845342020	**YAT-YAMW-3**	SM 2540C-2020	992980		
92845342021	**YAT-YGWC-23S**	SM 2540C-2020	992980		
92845342022	**YAT-YAMW-5**	SM 2540C-2020	992980		
92845342023	**YAT-AMA-R6-EB-1**	SM 2540C-2020	992980		
92845342024	**YAT-PZ-55**	SM 2540C-2020	992980		
92845477001	**YAT-YGWC-50**	SM 2540C-2020	992980		
92845342001	**YAT-YAMW-1**	EPA 300.0 Rev 2.1 1993	992350		
92845342003	**YAT-AMA-R6-FD-1**	EPA 300.0 Rev 2.1 1993	992350		
92845342004	**YAT-YGWC-36A**	EPA 300.0 Rev 2.1 1993	992350		
92845342005	**YAT-YGWC-24SB**	EPA 300.0 Rev 2.1 1993	992350		
92845342006	**YAT-YGWC-43**	EPA 300.0 Rev 2.1 1993	992350		
92845342007	**YAT-PZ-51**	EPA 300.0 Rev 2.1 1993	992350		
92845342008	**YAT-AMA-R6-FB-1**	EPA 300.0 Rev 2.1 1993	992350		
92845342009	**YAT-PZ-54D**	EPA 300.0 Rev 2.1 1993	992350		
92845342010	**YAT-YGWC-38**	EPA 300.0 Rev 2.1 1993	992350		
92845342011	**YAT-PZ-37**	EPA 300.0 Rev 2.1 1993	992350		
92845342012	**YAT-PZ-37D**	EPA 300.0 Rev 2.1 1993	992350		
92845342013	**YAT-PZ-52D**	EPA 300.0 Rev 2.1 1993	992350		
92845342014	**YAT-AMA-R6-FD-2**	EPA 300.0 Rev 2.1 1993	992350		
92845342015	**YAT-YGWC-41**	EPA 300.0 Rev 2.1 1993	992693		
92845342016	**YAT-YAMW-2**	EPA 300.0 Rev 2.1 1993	992693		
92845342017	**YAT-YAMW-4**	EPA 300.0 Rev 2.1 1993	992693		
92845342018	**YAT-YGWC-49**	EPA 300.0 Rev 2.1 1993	992693		
92845342019	**YAT-YGWC-42**	EPA 300.0 Rev 2.1 1993	992693		
92845342020	**YAT-YAMW-3**	EPA 300.0 Rev 2.1 1993	992693		
92845342021	**YAT-YGWC-23S**	EPA 300.0 Rev 2.1 1993	992693		

This report shall not be reproduced, except in full,
without the written consent of Pace Analytical Services, LLC.

Pace Analytical Services, LLC
9800 Kincey Ave. Suite 100
Huntersville, NC 28078
(704)875-9092

QUALITY CONTROL DATA CROSS REFERENCE TABLE

Project: YAT-AP-3,A,B/B,R6
Pace Project No.: 92845342

Lab ID	Sample ID	QC Batch Method	QC Batch	Analytical Method	Analytical Batch
92845342022	**YAT-YAMW-5**	EPA 300.0 Rev 2.1 1993	992693		
92845342023	**YAT-AMA-R6-EB-1**	EPA 300.0 Rev 2.1 1993	992697		
92845342024	**YAT-PZ-55**	EPA 300.0 Rev 2.1 1993	992697		
92845477001	**YAT-YGWC-50**	EPA 300.0 Rev 2.1 1993	992697		
92845342001	**YAT-YAMW-1**	EPA 3005A	993116	EPA 6020B	997038
92845342003	**YAT-AMA-R6-FD-1**	EPA 3005A	993116	EPA 6020B	997038
92845342004	**YAT-YGWC-36A**	EPA 3005A	993116	EPA 6020B	997038
92845342005	**YAT-YGWC-24SB**	EPA 3005A	993116	EPA 6020B	997038
92845342006	**YAT-YGWC-43**	EPA 3005A	993116	EPA 6020B	997038
92845342007	**YAT-PZ-51**	EPA 3005A	993116	EPA 6020B	997038
92845342008	**YAT-AMA-R6-FB-1**	EPA 3005A	993116	EPA 6020B	997038
92845342009	**YAT-PZ-54D**	EPA 3005A	993116	EPA 6020B	997038
92845342010	**YAT-YGWC-38**	EPA 3005A	993116	EPA 6020B	997038
92845342011	**YAT-PZ-37**	EPA 3005A	993127	EPA 6020B	997557
92845342012	**YAT-PZ-37D**	EPA 3005A	993127	EPA 6020B	997557
92845342013	**YAT-PZ-52D**	EPA 3005A	993127	EPA 6020B	997557
92845342014	**YAT-AMA-R6-FD-2**	EPA 3005A	993127	EPA 6020B	997557
92845342015	**YAT-YGWC-41**	EPA 3005A	993136	EPA 6020B	997707
92845342016	**YAT-YAMW-2**	EPA 3005A	993136	EPA 6020B	997707
92845342017	**YAT-YAMW-4**	EPA 3005A	993136	EPA 6020B	997707
92845342018	**YAT-YGWC-49**	EPA 3005A	993136	EPA 6020B	997707
92845342019	**YAT-YGWC-42**	EPA 3005A	993136	EPA 6020B	997707
92845342020	**YAT-YAMW-3**	EPA 3005A	993136	EPA 6020B	997707
92845342021	**YAT-YGWC-23S**	EPA 3005A	993136	EPA 6020B	997707
92845342022	**YAT-YAMW-5**	EPA 3005A	993136	EPA 6020B	997707
92845342023	**YAT-AMA-R6-EB-1**	EPA 3005A	993241	EPA 6020B	997708
92845342024	**YAT-PZ-55**	EPA 3005A	993241	EPA 6020B	997708
92845477001	**YAT-YGWC-50**	EPA 3005A	993241	EPA 6020B	997708
92845342001	**YAT-YAMW-1**	EPA 7470A	992433	EPA 7470A	993143
92845342003	**YAT-AMA-R6-FD-1**	EPA 7470A	992433	EPA 7470A	993143
92845342004	**YAT-YGWC-36A**	EPA 7470A	992433	EPA 7470A	993143
92845342005	**YAT-YGWC-24SB**	EPA 7470A	992433	EPA 7470A	993143
92845342006	**YAT-YGWC-43**	EPA 7470A	992433	EPA 7470A	993143
92845342007	**YAT-PZ-51**	EPA 7470A	992954	EPA 7470A	994857
92845342008	**YAT-AMA-R6-FB-1**	EPA 7470A	992433	EPA 7470A	993143
92845342009	**YAT-PZ-54D**	EPA 7470A	992433	EPA 7470A	993143
92845342010	**YAT-YGWC-38**	EPA 7470A	992433	EPA 7470A	993143
92845342011	**YAT-PZ-37**	EPA 7470A	992433	EPA 7470A	993143
92845342012	**YAT-PZ-37D**	EPA 7470A	992433	EPA 7470A	993143
92845342013	**YAT-PZ-52D**	EPA 7470A	992434	EPA 7470A	996998
92845342014	**YAT-AMA-R6-FD-2**	EPA 7470A	992434	EPA 7470A	996998
92845342015	**YAT-YGWC-41**	EPA 7470A	992951	EPA 7470A	993454
92845342016	**YAT-YAMW-2**	EPA 7470A	992951	EPA 7470A	993454
92845342017	**YAT-YAMW-4**	EPA 7470A	992951	EPA 7470A	993454

This report shall not be reproduced, except in full,
without the written consent of Pace Analytical Services, LLC.

Pace Analytical Services, LLC
9800 Kincey Ave. Suite 100
Huntersville, NC 28078
(704)875-9092

QUALITY CONTROL DATA CROSS REFERENCE TABLE

Project: YAT-AP-3,A,B/B,R6
Pace Project No.: 92845342

Lab ID	Sample ID	QC Batch Method	QC Batch	Analytical Method	Analytical Batch
92845342018	**YAT-YGWC-49**	EPA 7470A	992952	EPA 7470A	993872
92845342019	**YAT-YGWC-42**	EPA 7470A	992952	EPA 7470A	993872
92845342020	**YAT-YAMW-3**	EPA 7470A	992952	EPA 7470A	993872
92845342021	**YAT-YGWC-23S**	EPA 7470A	992952	EPA 7470A	993872
92845342022	**YAT-YAMW-5**	EPA 7470A	992952	EPA 7470A	993872
92845342023	**YAT-AMA-R6-EB-1**	EPA 7470A	992952	EPA 7470A	993872
92845342024	**YAT-PZ-55**	EPA 7470A	992952	EPA 7470A	993872
92845477001	**YAT-YGWC-50**	EPA 7470A	992952	EPA 7470A	993872

This report shall not be reproduced, except in full,
without the written consent of Pace Analytical Services, LLC.

Pace	DC#_Title: ENV-FRM-HUN1-0083 v05_Sample Condition Upon Receipt
	Effective Date: 05/24/2024

Laboratory receiving samples:

Asheville ☐ Eden ☐ Greenwood ☐ Huntersville ☐ Raleigh ☐ Mechanicsville ☐ Atlanta ☐

WO# : 92845342

92845342

Sample Condition Upon Receipt

Client Name: GAPower

Project #:

Courier: ☐ Fed Ex ☐ UPS ☐ USPS ☐ Client ☐ Commercial ☑ Pace ☐ Other:____

Custody Seal Present? ☐ Yes ☑ No **Seals Intact?** ☐ Yes ☐ No ☑ N/A

Date/Initials Person Examining Contents: 2/19/26 TDH

Packing Material: ☐ Bubble Wrap ☐ Bubble Bags ☑ None ☐ Other

Biological Tissue Frozen? ☐ Yes ☐ No ☑ N/A

Thermometer: ☑ IR Gun ID: 083

Type of Ice: ☑ Wet ☐ Blue ☐ None

Cooler Temp: 2.1 **Correction Factor:** Add/Subtract (°C) 0.0

Cooler Temp Corrected (°C): 2.1

Temp should be above freezing to 6°C

☐ Samples out of temp criteria. Samples on ice, cooling process has begun

USDA Regulated Soil (☐ N/A, water sample)

Did samples originate in a quarantine zone within the United States: CA, NY, or SC (check maps)? ☐ Yes ☐ No

Did samples originate from a foreign source (internationally, including Hawaii and Puerto Rico)? ☐ Yes ☐ No

				Comments/Discrepancy:
Chain of Custody Present?	☑ Yes	☐ No	☐ N/A	1.
Samples Arrived within Hold Time?	☑ Yes	☐ No	☐ N/A	2.
Short Hold Time Analysis (<72 hr.)?	☐ Yes	☑ No	☐ N/A	3.
Rush Turn Around Time Requested?	☐ Yes	☑ No	☐ N/A	4.
Sufficient Volume?	☑ Yes	☐ No	☐ N/A	5.
Correct Containers Used?	☑ Yes	☐ No	☐ N/A	6.
-Pace Containers Used?	☑ Yes	☐ No	☐ N/A	
Containers Intact?	☑ Yes	☐ No	☐ N/A	7.
Dissolved analysis: Samples Field Filtered?	☐ Yes	☐ No	☑ N/A	8.
Sample Labels Match COC? -Includes Date/Time/ID/Analysis Matrix: W	☑ Yes	☐ No	☐ N/A	9.
Headspace in VOA Vials (>5-6mm)?	☐ Yes	☐ No	☑ N/A	10.
Trip Blank Present?	☐ Yes	☐ No	☑ N/A	11.
Trip Blank Custody Seals Present?	☐ Yes	☐ No	☑ N/A	

COMMENTS/SAMPLE DISCREPANCY

Field Data Required? ☐ Yes ☐ No

Lot ID of split containers:

CLIENT NOTIFICATION/RESOLUTION

Person contacted: _____ Date/Time: _____

Project Manager SCURF Review: _____ **Date:** _____

Project Manager SRF Review: _____ **Date:** _____

WO# : 92845342

PM: BV Due Date: 03/05/26

CLIENT: 92-GP-Yates

*Check mark top half of box if pH and/or dechlorination is verified and within the acceptance range for preservation samples.

Exceptions: VOA, Coliform, TOC, Oil and Grease, DRO/8015 (water) DOC, LLHg

**Bottom half of box is to list number of bottles

***Check all unpreserved Nitrates for chlorine

Project #

Laboratory Receiving Location: Asheville ☐ Eden ☐ Greenwood ☐ Huntersville ☐ Raleigh ☐ Mechanicsville ☐ Atlanta ☐ Charlotte ☐

Client_____ Profile/EZ (Circle one)_____ Notes_____

Item#	BP4U-125 mL Plastic Unpreserved (N/A) (Cl-)	BP3U-250 mL Plastic Unpreserved (N/A)	BP2U-500 mL Plastic Unpreserved (N/A)	BP1U-1 liter Plastic Unpreserved (N/A)	BP4S-125 mL Plastic H2SO4 (pH < 2) (Cl-)	BP3N-250 mL Plastic HNO3 (pH < 2)	BP4Z-125 mL Plastic Zn Acetate & NaOH (>9)	BP4B-125 mL Plastic NaOH (pH > 12) (Cl-)	WGFU-Wide-mouthed Glass jar Unpreserved	AG1U-1 liter Amber Unpreserved (N/A) (Cl-)	AG1H-1 liter Amber HCl (pH < 2)	AG3U-250 mL Amber Unpreserved (N/A) (Cl-)	AG1S-1 liter Amber H2SO4 (pH < 2)	AG3S-250 mL Amber H2SO4 (pH < 2)	DG94-40 mL Amber NH4Cl (N/A)(Cl-)	DG9H-40 mL VOA HCl (N/A)	VG9T-40 mL VOA Na2S2O3 (N/A)	VG9U-40 mL VOA Unpreserved (N/A)	DG9V-40 mL VOA H3PO4 (N/A)	KP7U-50 mL Plastic Unpreserved (N/A)	V/GK (3 vials per kit)-VPH/Gas kit (N/A)	SP5T-125 mL Sterile Plastic (N/A – lab)	SP2T-250 mL Sterile Plastic (N/A – lab)		BP3R-250 mL Plastic (NH2)2SO4 (9.3-9.7)	AG0U-100 mL Amber Unpreserved (N/A) (Cl-)	VSGU-20 mL Scintillation vials (N/A)	DG9U-40 mL Amber Unpreserved vials (N/A)
CC					BPIN																							
1		2	1		2		2																					
2		2	1		2		2																					
3		2	1		2		2																					
4		2	1		2		2																					
5		2	1		2		2																					
6		2	1		2		2																					
7		2	1		2		2																					
8		2	1		2		2																					
9		2	1		2		2																					
10		2	1		2		2																					
11		2	1		2		2																					
12		2	1		2		2																					

pH Adjustment Log for Preserved Samples

Sample ID	Type of Preservative	pH upon receipt	Date preservation adjusted	Time preservation adjusted	Amount of Preservative added	Lot #

Note: Whenever there is a discrepancy affecting North Carolina compliance samples, a copy of this form will be sent to the North Carolina DENR Certification Office (i.e. Out of hold, incorrect preservative, out of temp, incorrect containers.

Pace	DC#_Title: ENV-FRM-HUN1-0083 v05_Sample Condition Upon Receipt
	Effective Date: 05/24/2024

*Check mark top half of box if pH and/or dechlorination is verified and within the acceptance range for preservation samples.
Exceptions: VOA, Coliform, TOC, Oil and Grease, DRO/8015 (water) DOC, LLHg
**Bottom half of box is to list number of bottles
***Check all unpreserved Nitrates for chlorine

Project #

Laboratory Receiving Location: Asheville ☐ Eden ☐ Greenwood ☐ Huntersville ☐ Raleigh ☐ Mechanicsville ☐ Atlanta ☐ Kernersville ☐

Client_____ Profile/EZ (Circle one)_____ Notes_____

Item#	BP4U-125 mL Plastic Unpreserved (N/A) (Cl-)	BP3U-250 mL Plastic Unpreserved (N/A)	BP2U-500 mL Plastic Unpreserved (N/A)	BP1U-1 liter Plastic Unpreserved (N/A)	BP4S-125 mL Plastic H2SO4 (pH < 2) (Cl-)	BP3N-250 mL plastic HNO3 (pH < 2)	BP4Z-125 mL Plastic ZN Acetate & NaOH (>9)	BP4B-125 mL Plastic NaOH (pH > 12) (Cl-)	WGFU-Wide-mouthed Glass Jar Unpreserved	AG1U-1 liter Amber Unpreserved (N/A) (Cl-)	AG1H-1 liter Amber HCl (pH < 2)	AG3U-250 mL Amber Unpreserved (N/A) (Cl-)	AG1S-1 liter Amber H2SO4 (pH < 2)	AG3S-250 mL Amber H2SO4 (pH < 2)	DG9A-40 mL Amber NH4Cl (N/A)(Cl-)	DG9H-40 mL VOA HCl (N/A)	VG9T-40 mL VOA Na2S2O3 (N/A)	VG9U-40 mL VOA Unpreserved (N/A)	DG9V-40 mL VOA H3PO4 (N/A)	KP7U-50 mL Plastic Unpreserved (N/A)	V/GK (3 vials per kit)-VPH/Gas kit (N/A)	SPST-125 mL Sterile Plastic (N/A – lab)	SPZT-250 mL Sterile Plastic (N/A – lab)		BP3R-250 mL Plastic (NH2)2SO4 (9.3-9.7)	AG0U-100 mL Amber Unpreserved (N/A) (Cl-)	VSGU-20 mL Scintillation vials (N/A)	DG9U-40 mL Amber Unpreserved vials (N/A)
CC																												
1		2	1		2		2																					
2		2	1		2		2																					
3		2	1		2		2																					
4		2	1		2		2																					
5		2	1		2		2																					
6		2	1		2		2																					
7		2	1		2		2																					
8		2	1		2		2																					
9		2	1		2		2																					
10		2	1		2		2																					
11		2	1		2		2																					
12		2	1		2		2																					

pH Adjustment Log for Preserved Samples

Sample ID	Type of Preservative	pH upon receipt	Date preservation adjusted	Time preservation adjusted	Amount of Preservative added	Lot #

Note: Whenever there is a discrepancy affecting North Carolina compliance samples, a copy of this form will be sent to the North Carolina DENR Certification Office (i.e. Out of hold, incorrect preservative, out of temp, incorrect containers.

Pace® Pace* Location Requested (City/State): Pace Analytical Charlotte 9800 Kincey Ave., Suite 100, Huntersville, NC 28078

CHAIN-OF-CUSTODY Analytical Request Document

Chain-of-Custody is a LEGAL DOCUMENT - Complete all relevant fields

LAB USE ONLY- Affix Workorder/Login Label Here

Scan QR Code for instructions

Company Name:	Southern Company	Contact/Report To:	Trey Singleton
Street Address:	241 Ralph McGill Blvd, Atlanta, GA 30308	Phone #:	205.346.3317
		E-Mail:	rosingle@southernco.com
		Cc E-Mail:	Arcadis contacts
Customer Project #:	Task No. YAT-CCR-ASSMT-202651	Invoice To:	
Project Name:	Georgia Power Yates	Invoice E-Mail:	
Site Collection Info/Facility ID (as applicable): YAT AP-3, A, B/B', R6		Purchase Order # (if applicable):	GPC82474-0002
		Quote #:	
Time Zone Collected: [ ] AK [ ] PT [ ] MT [ ] CT [X] ET		County / State origin of sample(s):	Georgia
Data Deliverables: [X] Level II [ ] Level III [ ] Level IV [X] EQUIS [ ] Other_____		Regulatory Program (DW, RCRA, etc.) as applicable:	
		Rush (Pre-approval required): [ ] 2 Day [ ] 3 day [ ] 5 day [ ] Other_____	DW PWSID # or WW Permit # as applicable:
		Date Results Requested:	Field Filtered (if applicable): [ ] Yes [X] No Analysis:

* Matrix Codes (Insert in Matrix box below): Drinking Water (DW), Ground Water (GW), Waste Water (WW), Product (P), Soil/Solid (SS), Oil (OL), Wipe (WP), Tissue (TS), Bioassay (B), Vapor (V), Other (OT), Surface Water (SW), Sediment (SED), Sludge (SL), Caulk

Specify Container Size **	3	3	2	1	3					
Identify Container Preservative Type***	2	1	1	2	1					
Analysis Requested	App III/IV Metals + Na, K, Mg	Cl, F, SO4 (EPA 300.0)	TDS (SM 2540C)	RAD SW846 9315/8320	Alkalinity (SM2320B)					

**Container Size: (1) 1L, (2) 500mL, (3) 250mL, (4) 125mL, (5) 100mL, (6) 40mL vial, (7) EnCore, (8) TerraCore, (9) Other

*** Preservative Types: (1) None, (2) HNO3, (3) H2SO4, (4) HCL, (5) NaOH, (6) Zn Acetate, (7) NaHSO4, (8) Sod. Thiosulfate, (9) Ascorbic Acid, (10) MeOH, (11) Other

Lab Use Only: Proj. Mgr: Bonnie Vang; Acct.Num / Client ID:; Table #:; Profile / Template: 16561; Prelog / Bottle Ord. ID:

Customer Sample ID	Matrix *	Comp / Grab	Collected (or Composite Start) Date	Collected (or Composite Start) Time	Composite End Date	Composite End Time	Res. CL2	Number & Type of Containers Plastic	Number & Type of Containers Glass	App III/IV Metals + Na, K, Mg	Cl, F, SO4 (EPA 300.0)	TDS (SM 2540C)	RAD SW846 9315/8320	Alkalinity (SM2320B)	Sample Comment	Preservation non-conformance identified for sample
YAT-YGWC-23S	WG	G						7		X	X	X	X	X	See Remarks	
✓ YAT-YAMW-1	WG	G	2/18/26	1151				7		X	X	X	X	X	See Remarks	
✓ YAT-AMA-R6-FD-1	WG	G	2/18/26	—				7		X	X	X	X	X	See Remarks	
✓ YAT-YGWC-36A	WG	G	2/18/26	1342				7		X	X	X	X	X	See Remarks	
YAT-YGWC-49	WG	G						7		X	X	X	X	X	See Remarks	
YAT-YGWC-38	WG	G						7		X	X	X	X	X	See Remarks	
✓ YAT-YGWC-24SB	WG	G	2/18/26	0955				7		X	X	X	X	X	See Remarks	
YAT-YGWC-41	WG	G						7		X	X	X	X	X	See Remarks	
YAT-YGWC-42	WG	G						7		X	X	X	X	X	See Remarks	
✓ YAT-YGWC-43	WG	G	2/18/26	1538				7		X	X	X	X	X	See Remarks	

Customer Remarks / Special Conditions / Possible Hazards:
App III Metals: 6020B: B; 6010D: Ca
App IV: Metals 6020B: Sb, As, Ba, Be, Cd, Cr, Co, Pb, Li, Mo, Se, Tl; 7040A: Hg.
Additional metals (6010D): Na, K, Mg; For Alkalinity: report total, carbonate, and bicarbonate

Collected By:
Printed Name: (Arcadis) - Jessica Ware
Signature: (Arcadis) - Jessica Ware

Additional Instructions from Pace*:
Coolers: Thermometer ID: Correction Factor (°C): Obs. Temp. (°C) Corrected Temp. (°C)

Relinquished by/Company: (Signature)	Date/Time:	Received by/Company: (Signature)	Date/Time:
Jessica Ware / Arcadis	2/19/26 0740	Amy Bam / Arcadis	2/19/26 0740
Amy Bam / Arcadis	2/19/26 0840	Lyan William / Pace	2/19/26 0846
Lyan William / Pace	2/19/26 1315	Charles Hunt	2/19/26 1315
Relinquished by/Company: (Signature)	Date/Time:	Received by/Company: (Signature)	Date/Time:

Tracking Number:

Delivered by: [ ] In-Person [ ] Courier [ ] FedEX [ ] UPS [ ] Other

Page: of

Submitting a sample via this chain of custody constitutes acknowledgment and acceptance of the Pace* Terms and Conditions found at https://www.pacelabs.com/resource-library/resource/pace-terms-and-conditions/

ENV-FRM-CORQ-0019_v01_082123 ©

Pace® Location Requested (City/State): Pace Analytical Charlotte, 9800 Kincey Ave. Suite 100, Huntersville, NC 28078

CHAIN-OF-CUSTODY Analytical Request Document

Chain-of-Custody is a LEGAL DOCUMENT - Complete all relevant fields

LAB USE ONLY- Affix Workorder/Login Label Here

Scan QR Code for instructions

Company Name: Southern Company
Street Address: 241 Ralph McGill Blvd, Atlanta, GA 30308

Contact/Report To: Trey Singleton
Phone #: 205.346.3317
E-Mail: rosingle@southernco.com
Cc E-Mail: Arcadis contacts

Customer Project #: Task No. YAT-CCR-ASSMT-2026S1
Project Name: Georgia Power Yates

Invoice To:
Invoice E-Mail:

Site Collection Info/Facility ID (as applicable): YAT AP-3, A, B/B', R6

Purchase Order # (if applicable): GPC82474-0002
Quote #:

Time Zone Collected: [ ] AK [ ] PT [ ] MT [ ] CT [X] ET

County / State origin of sample(s): Georgia

Data Deliverables: [X] Level II [ ] Level III [ ] Level IV [X] EQUIS [ ] Other

Regulatory Program (DW, RCRA, etc.) as applicable:

Rush (Pre-approval required): [ ] 2 Day [ ] 3 day [ ] 5 day [ ] Other

Date Results Requested:

DW PWSID # or WW Permit # as applicable:

Field Filtered (if applicable): [ ] Yes [X] No

Analysis:

* Matrix Codes (insert in Matrix box below): Drinking Water (DW), Ground Water (GW), Waste Water (WW), Product (P), Soil/Solid (SS), Oil (OL), Wipe (WP), Tissue (TS), Bioassay (B), Vapor (V), Other (OT), Surface Water (SW), Sediment (SED), Sludge (SL), Caulk

Customer Sample ID	Matrix *	Comp / Grab	Collected (or Composite Start) Date	Collected (or Composite Start) Time	Composite End Date	Composite End Time	Res. CL2	Number & Type of Containers Plastic	Number & Type of Containers Glass	App III/IV Metals + Na, K, Mg	Cl, F, SO4 (EPA 300.0)	TDS (SM 2540C)	RAD SW846 9315/8320	Alkalinity (SM2320B)						Sample Comment	Preservation non-conformance identified for sample
Specify Container Size **										3	3	2	1	3							
Identify Container Preservative Type***										2	1	1	2	1							
Analysis Requested																					
YAT-YAMW-2	WG	G						7		X	X	X	X	X						See Remarks	
YAT-YAMW-3	WG	G						7		X	X	X	X	X						See Remarks	
YAT-YAMW-4	WG	G						7		X	X	X	X	X						See Remarks	
YAT-YAMW-5	WG	G						7		X	X	X	X	X						See Remarks	
YAT-PZ-37	WG	G						7		X	X	X	X	X						See Remarks	
YAT-PZ-35	WG	G						7		X	X	X	X	X						See Remarks	
YAT-PZ-37D	WG	G						7		X	X	X	X	X						See Remarks	
YAT-PZ-51	WG	G	2/18/26	1645				7		X	X	X	X	X						See Remarks	
YAT-PZ-52D	WG	G						7		X	X	X	X	X						See Remarks	
YAT-YGWC-50	WG	G						7		X	X	X	X	X						See Remarks	

**Container Size: (1) 1L, (2) 500mL, (3) 250mL, (4) 125mL, (5) 100mL, (6) 40mL vial, (7) EnCore, (8) TerraCore, (9) Other

*** Preservative Types: (1) None, (2) HNO3, (3) H2SO4, (4) HCl, (5) NaOH, (6) Zn Acetate, (7) NaHSO4, (8) Sod. Thiosulfate, (9) Ascorbic Acid, (10) MeOH, (11) Other

Lab Use Only: Proj. Mgr: Bonnie Vang; AcctNum / Client ID:; Table #:; Profile / Template: 16561; Prelog / Bottle Ord. ID:

Customer Remarks / Special Conditions / Possible Hazards:
App III Metals: 6020B: B; 6010D: Ca
App IV: Metals 6020B: Sb, As, Ba, Be, Cd, Cr, Co, Pb, Li, Mo, Se, Tl; 7040A: Hg.
Additional metals (6010D): Na, K, Mg; For Alkalinity: report total, carbonate, and bicarbonate

Collected By:
Printed Name: (Arcadis) - Jessica Ware
Signature: (Arcadis) -

Additional Instructions from Pace®:

Coolers: Thermometer ID: Correction Factor (°C): Obs. Temp. (°C) Corrected Temp. (°C)

Relinquished by/Company: (Signature)	Date/Time:	Received by/Company: (Signature)	Date/Time:
Jessica Ware / Arcadis	2/19/26 0740	Tony Gwinn / Arcadis	2/19/26 0740
Tony Gwinn / Arcadis	2/19/26 0840	Ryan Williams / Pace	2/19/26 0846
Ryan Williams / Pace	2/19/26 135	Chad Hunter 2/19/26	1315
Relinquished by/Company: (Signature)	Date/Time:	Received by/Company: (Signature)	Date/Time:

Tracking Number:

Delivered by: [ ] In-Person [ ] Courier [ ] FedEx [ ] UPS [ ] Other

Page: of

Submitting a sample via this chain of custody constitutes acknowledgment and acceptance of the Pace® Terms and Conditions found at https://www.pacelabs.com/resource-library/resource/pace-terms-and-conditions/

ENV-FRM-CORQ-0019_v01_082123 ©

Pace® Location Requested (City/State):
Pace Analytical Charlotte
9800 Kincey Ave. Suite 100, Huntersville, NC 28078

CHAIN-OF-CUSTODY Analytical Request Document

Chain-of-Custody is a LEGAL DOCUMENT - Complete all relevant fields

LAB USE ONLY- Affix Workorder/Login Label Here

Scan QR Code for instructions

Company Name: Southern Company
Street Address: 241 Ralph McGill Blvd, Atlanta, GA 30308

Contact/Report To: Trey Singleton
Phone #: 205.346.3317
E-Mail: rosingle@southernco.com
Cc E-Mail: Arcadis contacts

Customer Project #: Task No. YAT-CCR-ASSMT-2026S1
Project Name: Georgia Power Yates

Site Collection Info/Facility ID (as applicable):
YAT AP-3, A, B/B', R6

Invoice To:
Invoice E-Mail:
Purchase Order # (if applicable): GPCB2474-0002
Quote #:

Time Zone Collected: [ ] AK [ ] PT [ ] MT [X] CT [ ] ET

County / State origin of sample(s): Georgia

Data Deliverables:
[X] Level II [ ] Level III [ ] Level IV
[X] EQUIS
[ ] Other

Regulatory Program (DW, RCRA, etc.) as applicable:

Rush (Pre-approval required):
[ ] 2 Day [ ] 3 day [ ] 5 day [ ] Other

Date Results Requested:

DW PWSID # or WW Permit # as applicable:

Field Filtered (if applicable): [ ] Yes [X] No

Analysis:

* Matrix Codes (Insert in Matrix box below): Drinking Water (DW), Ground Water (GW), Waste Water (WW), Product (P), Soil/Solid (SS), Oil (OL), Wipe (WP), Tissue (TS), Bioassay (B), Vapor (V), Other (OT), Surface Water (SW), Sediment (SED), Sludge (SL), Caulk

Specify Container Size **: 3 | 3 | 2 | 1 | 3

Identify Container Preservative Type***: 2 | 1 | 1 | 2 | 1

**Container Size: (1) 1L, (2) 500mL, (3) 250mL, (4) 125mL, (5) 100mL, (6) 40mL vial, (7) EnCore, (8) TerraCore, (9) Other

*** Preservative Types: (1) None, (2) HNO3, (3) H2SO4, (4) HCl, (5) NaOH, (6) Zn Acetate, (7) NaHSO4, (8) Sod. Thiosulfate, (9) Ascorbic Acid, (10) MeOH, (11) Other

Lab Use Only: Proj. Mgr: Bonnie Vang; AcctNum / Client ID:; Table #:; Profile / Template: 16561; Prelog / Bottle Ord. ID:

Customer Sample ID	Matrix *	Comp / Grab	Collected (or Composite Start) Date	Collected (or Composite Start) Time	Composite End Date	Composite End Time	Res. CL2	Number & Type of Containers Plastic	Number & Type of Containers Glass	App III/IV Metals + Na, K, Mg	Cl, F, SO4 (EPA 300.0)	TDS (SM 2540C)	RAD SW846 9315/8320	Alkalinity (SM2320B)	Sample Comment	Preservation non-conformance identified for sample:
YAT-AMA-R6-EB-1	WG	G						7		X	X	X	X	X	See Remarks	
YAT-AMA-R6-FB-1	WG	G	2/18/26	1040				7		X	X	X	X	X	See Remarks	
YAT-YGWC-24SB	WG	G						7		X	X	X	X	X	See Remarks	
YAT-PZ-55	WG	G						7		X	X	X	X	X	See Remarks	
YAT-~~YGWC~~PZ-54D	WG	G	2/18/26	0930				7		X	X	X	X	X	See Remarks	
YAT-AMA-R6-FD-2	WG	G						7		X	X	X	X	X	See Remarks	

Customer Remarks / Special Conditions / Possible Hazards:
App III Metals: 6020B: B; 6010D: Ca
App IV: Metals 6020B: Sb, As, Ba, Be, Cd, Cr, Co, Pb, Li, Mo, Se, Tl; 7040A: Hg.
Additional metals (6010D): Na, K, Mg; For Alkalinity: report total, carbonate, and bicarbonate

Collected By:
Printed Name: (Arcadis) - Perry Studebaker
Signature: (Arcadis) -

Additional Instructions from Pace®:

Coolers: Thermometer ID: Correction Factor (°C): Obs. Temp. (°C) Corrected Temp. (°C)

Relinquished by/Company: (Signature)	Date/Time:	Received by/Company: (Signature)	Date/Time:
Arcadis	2/19/26 0840	Lyan William / Pace	2/19/26 0840
Lyan William / Pace	2/19/26 1315	Charles Hale	2/19/26 1315

Tracking Number:

Delivered by: [ ] In-Person [ ] Courier [ ] FedEX [ ] UPS [ ] Other

Page: of

Submitting a sample via this chain of custody constitutes acknowledgment and acceptance of the Pace® Terms and Conditions found at https://www.pacelabs.com/resource-library/resource/pace-terms-and-conditions/

ENV-FRM-CORO-0019_v01_082123 ©

Pace® Location Requested (City/State): Pace Analytical Charlotte, 9800 Kincey Ave., Suite 100, Huntersville, NC 28078

CHAIN-OF-CUSTODY Analytical Request Document

Chain-of-Custody is a LEGAL DOCUMENT - Complete all relevant fields

LAB USE ONLY- Affix Workorder/Login Label Here

Scan QR Code for instructions

Company Name: Southern Company
Street Address: 241 Ralph McGill Blvd, Atlanta, GA 30308

Contact/Report To: Trey Singleton
Phone #: 205.346.3317
E-Mail: rosingle@southernco.com
Cc E-Mail: Arcadis contacts

Customer Project #: Task No. YAT-CCR-ASSMT-2026S1
Project Name: Georgia Power Yates
Site Collection Info/Facility ID (as applicable): YAT AP-3, A, B/B', R6

Invoice To:
Invoice E-Mail:
Purchase Order # (if applicable): GPC82474-0002
Quote #:

Time Zone Collected: [ ] AK [ ] PT [ ] MT [ ] CT [X] ET

County / State origin of sample(s): Georgia

Data Deliverables: [X] Level II [ ] Level III [ ] Level IV [X] EQUIS [ ] Other_____

Regulatory Program (DW, RCRA, etc.) as applicable:

Rush (Pre-approval required): [ ] 2 Day [ ] 3 day [ ] 5 day [ ] Other_____

Date Results Requested:

DW PWSID # or WW Permit # as applicable:

Field Filtered (if applicable): [ ] Yes [ ] No

Analysis:

* Matrix Codes (insert in Matrix box below): Drinking Water (DW), Ground Water (GW), Waste Water (WW), Product (P), Soil/Solid (SS), Oil (OL), Wipe (WP), Tissue (TS), Bioassay (B), Vapor (V), Other (OT), Surface Water (SW), Sediment (SED), Sludge (SL), Caulk

Specify Container Size **: 3 3 2 1 3

Identify Container Preservative Type***: 2 1 1 2 1

Analysis Requested

**Container Size: (1) 1L, (2) 500mL, (3) 250mL, (4) 125mL, (5) 100mL, (6) 40mL vial, (7) EnCore, (8) TerraCore, (9) Other

*** Preservative Types: (1) None, (2) HNO3, (3) H2SO4, (4) HCl, (5) NaOH, (6) Zn Acetate, (7) NaHSO4, (8) Sod. Thiosulfate, (9) Ascorbic Acid, (10) MeOH, (11) Other

Lab Use Only: Proj. Mgr.: Bonnie Vang; AcctNum / Client ID:; Table #:; Profile / Template: 16561; Prelog / Bottle Ord. ID:

Customer Sample ID	Matrix *	Comp / Grab	Collected (or Composite Start) Date	Collected (or Composite Start) Time	Composite End Date	Composite End Time	Res. CL2	Number & Type of Containers Plastic	Number & Type of Containers Glass	App III/IV Metals + Na, K, Mg	Cl, F, SO4 (EPA 300.0)	TDS (SM 2540C)	RAD SW846 9315/8320	Alkalinity (SM2320B)	Sample Comment	Preservation non-conformance identified for sample
YAT-YGWC-23S	WG	G						7		X	X	X	X	X	See Remarks	
YAT-YAMW-1	WG	G						7		X	X	X	X	X	See Remarks	
YAT-AMA-R6-FD-1	WG	G						7		X	X	X	X	X	See Remarks	
YAT-YGWC-36A	WG	G						7		X	X	X	X	X	See Remarks	
YAT-YGWC-49	WG	G						7		X	X	X	X	X	See Remarks	
YAT-YGWC-38	WG	G	2/18/26	1555				7		X	X	X	X	X	See Remarks	
YAT-YGWC-24SB	WG	G						7		X	X	X	X	X	See Remarks	
YAT-YGWC-41	WG	G						7		X	X	X	X	X	See Remarks	
YAT-YGWC-42	WG	G						7		X	X	X	X	X	See Remarks	
YAT-YGWC-43	WG	G						7		X	X	X	X	X	See Remarks	

Customer Remarks / Special Conditions / Possible Hazards:
App III Metals: 6020B: B; 6010D: Ca
App IV: Metals 6020B: Sb, As, Ba, Be, Cd, Cr, Co, Pb, Li, Mo, Se, Tl; 7040A: Hg.
Additional metals (6010D): Na, K, Mg; For Alkalinity: report total, carbonate, and bicarbonate

Collected By:
Printed Name: (Arcadis) - Jake Swanson
Signature: (Arcadis) -

Additional Instructions from Pace®:

Coolers: Thermometer ID: Correction Factor (°C): Obs. Temp. (°C) Corrected Temp. (°C)

Relinquished by/Company: (Signature)	Date/Time:	Received by/Company: (Signature)	Date/Time:
Arcadis	2/18/26 1830	Arcadis	2/18/26 1830
Arcadis	2/19/26 0840	Pace	2/19/26 0840
Pace	2/19/26 1315		2/19/26 1315

Tracking Number:

Delivered by: [ ] In-Person [ ] Courier [ ] FedEX [ ] UPS [ ] Other

Page: of

Submitting a sample via this chain of custody constitutes acknowledgment and acceptance of the Pace® Terms and Conditions found at https://www.pacelabs.com/resource-library/resource/pace-terms-and-conditions/

ENV-FRM-CORQ-0019_v01_082123 ©

Pace® Location Requested (City/State): Pace Analytical Charlotte, 9800 Kinsey Ave. Suite 100, Huntersville, NC 28078

CHAIN-OF-CUSTODY Analytical Request Document

Chain-of-Custody is a LEGAL DOCUMENT - Complete all relevant fields

LAB USE ONLY- Affix Workorder/Login Label Here

Scan QR Code for instructions

Company Name: Southern Company
Street Address: 241 Ralph McGill Blvd, Atlanta, GA 30308

Contact/Report To: Trey Singleton
Phone #: 205.346.3317
E-Mail: rosingle@southernco.com
Cc E-Mail: Arcadis contacts

Customer Project #: Task No. YAT-CCR-ASSMT-202651
Project Name: Georgia Power Yates

Invoice To:
Invoice E-Mail:
Purchase Order # (if applicable): GPC82474-0002
Quote #:

Site Collection Info/Facility ID (as applicable): YAT AP-3, A, B/B', R6

Time Zone Collected: [ ] AK [ ] PT [ ] MT [ ] CT [X] ET

County / State origin of sample(s): Georgia

Data Deliverables: [X] Level II [ ] Level III [ ] Level IV [X] EQUIS [ ] Other

Regulatory Program (DW, RCRA, etc.) as applicable:

Rush (Pre-approval required): [ ] 2 Day [ ] 3 day [ ] 5 day [ ] Other

Date Results Requested:

DW PWSID # or WW Permit # as applicable:

Field Filtered (if applicable): [ ] Yes [ ] No

Analysis:

* Matrix Codes (Insert in Matrix box below): Drinking Water (DW), Ground Water (GW), Waste Water (WW), Product (P), Soil/Solid (SS), Oil (OL), Wipe (WP), Tissue (TS), Bioassay (B), Vapor (V), Other (OT), Surface Water (SW), Sediment (SED), Sludge (SL), Caulk

Specify Container Size **: 3 3 2 1 3

Identify Container Preservative Type ***: 2 1 1 2 1

**Container Size: (1) 1L, (2) 500mL, (3) 250mL, (4) 125mL, (5) 100mL, (6) 40mL vial, (7) EnCore, (8) TerraCore, (9) Other

*** Preservative Types: (1) None, (2) HNO3, (3) H2SO4, (4) HCl, (5) NaOH, (6) Zn Acetate, (7) NaHSO4, (8) Sod. Thiosulfate, (9) Ascorbic Acid, (10) MeOH, (11) Other

Proj. Mgr: Bonnie Vang
AcctNum / Client ID:
Table #:
Profile / Template: 16561
Prelog / Bottle Ord. ID:

Customer Sample ID	Matrix *	Comp / Grab	Collected (or Composite Start) Date	Collected (or Composite Start) Time	Composite End Date	Composite End Time	Res. Cl2	Number & Type of Containers Plastic	Number & Type of Containers Glass	App III/IV Metals + Na, K, Mg	Cl, F, SO4 (EPA 300.0)	TDS (SM 2540C)	RAD SW846 9315/8320	Alkalinity (SM2320B)	Sample Comment	Preservation non conformance identified for sample:
YAT-YAMW-2	WG	G						7		X	X	X	X	X	See Remarks	
YAT-YAMW-3	WG	G						7		X	X	X	X	X	See Remarks	
YAT-YAMW-4	WG	G						7		X	X	X	X	X	See Remarks	
YAT-YAMW-5	WG	G						7		X	X	X	X	X	See Remarks	
YAT-PZ-37	WG	G	2/18/26	1340				7		X	X	X	X	X	See Remarks	
YAT-PZ-35	WG	G						7		X	X	X	X	X	See Remarks	
YAT-PZ-37D	WG	G	2/18/26	1210				7		X	X	X	X	X	See Remarks	
YAT-PZ-51	WG	G						7		X	X	X	X	X	See Remarks	
YAT-PZ-52D	WG	G	2/18/26	1005				7		X	X	X	X	X	See Remarks	
YAT-YGWC-50	WG	G						7		X	X	X	X	X	See Remarks	

Customer Remarks / Special Conditions / Possible Hazards:
App III Metals: 6020B: B; 6010D: Ca
App IV: Metals 6020B: Sb, As, Ba, Be, Cd, Cr, Co, Pb, Li, Mo, Se, Tl; 7040A: Hg.
Additional metals (6010D): Na, K, Mg; For Alkalinity: report total, carbonate, and bicarbonate

Collected By:
Printed Name: (Arcadis) - Jake Swanson
Signature: (Arcadis) -

Additional Instructions from Pace®:
Coolers: Thermometer ID: Correction Factor (°C): Obs. Temp. (°C) Corrected Temp. (°C)

Relinquished by/Company: (Signature)	Date/Time	Received by/Company: (Signature)	Date/Time	Tracking Number:
	2/18/26 1830	Arcadis	2/18/26 1830	
Arcadis	2/19/26 0840	Pace	2/19/26 0840	Delivered by: [ ] In-Person [ ] Courier
Pace	2/19/26 1315		2/19/26 1315	[ ] FedEx [ ] UPS [ ] Other
				Page: of

Submitting a sample via this chain of custody constitutes acknowledgment and acceptance of the Pace® Terms and Conditions found at https://www.pacelabs.com/resource-library/resource/pace-terms-and-conditions/

ENV-FRM-CORQ-0019_v01_082123

Pace® Pace* Location Requested (City/State): Pace Analytical Charlotte 9800 Kincey Ave. Suite 100, Huntersville, NC 28078

CHAIN-OF-CUSTODY Analytical Request Document

Chain-of-Custody is a LEGAL DOCUMENT - Complete all relevant fields

LAB USE ONLY- Affix Workorder/Login Label Here

Scan QR Code for instructions

Company Name:	Southern Company	Contact/Report To:	Trey Singleton
Street Address:	241 Ralph McGill Blvd, Atlanta, GA 30308	Phone #:	205.346.3317
		E-Mail:	rosingle@southernco.com
		Cc E-Mail:	Arcadis contacts
Customer Project #:	Task No. YAT-CCR-ASSMT-202651	Invoice To:	
Project Name:	Georgia Power Yates	Invoice E-Mail:	
Site Collection Info/Facility ID (as applicable):	YAT AP-3, A, B/B', 96	Purchase Order # (if applicable):	GPC82474-0002
		Quote #:	
Time Zone Collected:	[ ] AK [ ] PT [ ] MT [ ] CT [X] ET	County / State origin of sample(s):	Georgia

Data Deliverables: [X] Level II [ ] Level III [ ] Level IV [X] EQUIS [ ] Other_____

Regulatory Program (DW, RCRA, etc.) as applicable:

Rush (Pre-approval required): [ ] 2 Day [ ] 3 day [ ] 5 day [ ] Other_____

Date Results Requested:

DW PWSID # or WW Permit # as applicable:

Field Filtered (if applicable): [ ] Yes [ ] No

Analysis:

* Matrix Codes (Insert in Matrix box below): Drinking Water (DW), Ground Water (GW), Waste Water (WW), Product (P), Soil/Solid (SS), Oil (OL), Wipe (WP), Tissue (TS), Bioassay (B), Vapor (V), Other (OT), Surface Water (SW),Sediment (SED), Sludge (SL), Caulk

Specify Container Size **: 3 3 2 1 3

Identify Container Preservative Type***: 2 1 1 2 1

Analysis Requested

**Container Size: (1) 1L, (2) 500mL, (3) 250mL, (4) 125mL, (5) 100mL, (6) 40mL vial, (7) EnCore, (8) TerraCore, (9) Other

*** Preservative Types: (1) None, (2) HNO3, (3) H2SO4, (4) HCl, (5) NaOH, (6) Zn Acetate, (7) Na2SO4, (8) Sod. Thiosulfate, (9) Ascorbic Acid, (10) MeOH, (11) Other

Customer Sample ID	Matrix *	Comp / Grab	Collected (or Composite Start) Date	Collected (or Composite Start) Time	Composite End Date	Composite End Time	Res. CL2	Number & Type of Containers Plastic	Number & Type of Containers Glass	App III/IV Metals + Na, K, Mg	Cl, F, SO4 (EPA 300.0)	TDS (SM 2540C)	RAD SW846 9315/8320	Alkalinity (SM2320B)	Sample Comment	Preservation non-conformance identified for sample.
YAT-AMA-R6-EB-1	WG	G						7		X	X	X	X	X	See Remarks	
YAT-AMA-R6-FB-1	WG	G						7		X	X	X	X	X	See Remarks	
YAT-YGWC-24SB	WG	G						7		X	X	X	X	X	See Remarks	
YAT-PZ-55	WG	G						7		X	X	X	X	X	See Remarks	
YAT-YGWC-PZ-54D	WG	G						7		X	X	X	X	X	See Remarks	
YAT-AMA-R6-FD-2	WG	G	2/18/26	—				7		X	X	X	X	X	See Remarks	

Lab Use Only: Proj. Mgr: Bonnie Vang; AcctNum / Client ID; Table #; Profile / Template: 16561; Prelog / Bottle Ord. ID:

Customer Remarks / Special Conditions / Possible Hazards:
App III Metals: 6020B: B; 6010D: Ca
App IV: Metals 6020B: Sb, As, Ba, Be, Cd, Cr, Co, Pb, Li, Mo, Se, Tl; 7040A: Hg.
Additional metals (6010D): Na, K, Mg; For Alkalinity: report total, carbonate, and bicarbonate

Collected By:
Printed Name: (Arcadis) - Jake Swanson
Signature: (Arcadis) -

Additional Instructions from Pace*:

Coolers: Thermometer ID: Correction Factor (°C): Obs. Temp. (°C) Corrected Temp. (°C)

Relinquished by/Company: (Signature)	Date/Time:	Received by/Company: (Signature)	Date/Time:
/ Arcadis	2/18/26 1830	/ Arcadis	2/18/26 1830
/ Arcadis	2/19/26 0840	/ Pace	2/19/26 0840
/ Pace	2/19/26 1315	2/19/26 1315	

Tracking Number:

Delivered by: [ ] In-Person [ ] Courier [ ] FedEX [ ] UPS [ ] Other

Page: of

Submitting a sample via this chain of custody constitutes acknowledgment and acceptance of the Pace* Terms and Conditions found at https://www.pacelabs.com/resource-library/resource/pace-terms-and-conditions/

ENV-FRM-CORO-0019_v01_082123 ©

5342 + 5359

Pace	DC#_Title: ENV-FRM-HUN1-0083 v05_Sample Condition Upon Receipt
	Effective Date: 05/24/2024

Laboratory receiving samples:
Asheville ☐ Eden ☐ Greenwood ☐ Huntersville ☐ Raleigh ☐ Mechanicsville ☐ Atlanta ☑ Kernersville ☐

Sample Condition Upon Receipt

Client Name: GA Power

Project #:

Courier: ☐ Fed Ex ☐ UPS ☐ USPS ☑ Client ☐ Commercial ☑ Pace JG 2/20/26 ☐ Other:____

Custody Seal Present? ☐ Yes ☑ No **Seals Intact?** ☐ Yes ☐ No ☑ N/A

Date/Initials Person Examining Contents: JG 2/20/26

Packing Material: ☑ Bubble Wrap ☐ Bubble Bags ☐ None ☐ Other

Biological Tissue Frozen? ☐ Yes ☐ No ☑ N/A

Thermometer: ☑ IR Gun ID: 214

Type of Ice: ☑ Wet ☐ Blue ☐ None

Cooler Temp: 4.3 **Correction Factor:** Add/Subtract (°C) 0.0

Temp should be above freezing to 6°C
☐ Samples out of temp criteria. Samples on ice, cooling process has begun

Cooler Temp Corrected (°C): 4.3

USDA Regulated Soil (☐ N/A, water sample)
Did samples originate in a quarantine zone within the United States: CA, NY, or SC (check maps)? ☐ Yes ☐ No

Did samples originate from a foreign source (internationally, including Hawaii and Puerto Rico)? ☐ Yes ☐ No

				Comments/Discrepancy:
Chain of Custody Present?	☑ Yes	☐ No	☐ N/A	1.
Samples Arrived within Hold Time?	☑ Yes	☐ No	☐ N/A	2.
Short Hold Time Analysis (<72 hr.)?	☐ Yes	☑ No	☐ N/A	3.
Rush Turn Around Time Requested?	☐ Yes	☑ No	☐ N/A	4.
Sufficient Volume?	☑ Yes	☐ No	☐ N/A	5.
Correct Containers Used?	☑ Yes	☐ No	☐ N/A	6.
-Pace Containers Used?	☑ Yes	☐ No	☐ N/A	
Containers Intact?	☑ Yes	☐ No	☐ N/A	7.
Dissolved analysis: Samples Field Filtered?	☐ Yes	☐ No	☑ N/A	8.
Sample Labels Match COC?	☑ Yes	☐ No	☐ N/A	9.
-Includes Date/Time/ID/Analysis Matrix: WG				
Headspace in VOA Vials (>5-6mm)?	☐ Yes	☐ No	☑ N/A	10.
Trip Blank Present?	☐ Yes	☐ No	☑ N/A	11.
Trip Blank Custody Seals Present?	☐ Yes	☐ No	☑ N/A	

COMMENTS/SAMPLE DISCREPANCY

Field Data Required? ☐ Yes ☐ No

Lot ID of split containers:

CLIENT NOTIFICATION/RESOLUTION

Person contacted: _____ Date/Time: _____

Project Manager SCURF Review: _____ **Date:** _____

Project Manager SRF Review: _____ **Date:** _____

Pace	DC#_Title: ENV-FRM-HUN1-0083 v05_Sample Condition Upon Receipt
	Effective Date: 05/24/2024

*Check mark top half of box if pH and/or dechlorination is verified and within the acceptance range for preservation samples.
Exceptions: VOA, Coliform, TOC, Oil and Grease, DRO/8015 (water) DOC, LLHg
**Bottom half of box is to list number of bottles
***Check all unpreserved Nitrates for chlorine

Project #

Laboratory Receiving Location: Asheville ☐ Eden ☐ Greenwood ☐ Huntersville ☐ Raleigh ☐ Mechanicsville ☐ Atlanta ☑ Kernersville ☐

Client GA Power Profile/EZ (Circle one)_____ Notes_____

Item#	BP4U-125 mL Plastic Unpreserved (N/A) (Cl-)	BP3U-250 mL Plastic Unpreserved (N/A)	BP2U-500 mL Plastic Unpreserved (N/A)	BP1U-1 liter Plastic Unpreserved (N/A)		BP4S-125 mL Plastic H2SO4 (pH < 2) (Cl-)	BP3N-250 mL plastic HNO3 (pH < 2)	BP4Z-125 mL Plastic ZN Acetate & NaOH (>9)	BP4B-125 mL Plastic NaOH (pH > 12) (Cl-)	WGFU-Wide-mouthed Glass jar Unpreserved	AG1U-1 liter Amber Unpreserved (N/A) (Cl-)	AG1H-1 liter Amber HCl (pH < 2)	AG3U-250 mL Amber Unpreserved (N/A) (Cl-)	AG1S-1 liter Amber H2SO4 (pH < 2)	AG3S-250 mL Amber H2SO4 (pH < 2)	DG94-40 mL Amber NH4Cl (N/A)(Cl-)	DG9H-40 mL VOA HCl (N/A)	VG9T-40 mL VOA Na2S2O3 (N/A)	VG9U-40 mL VOA Unpreserved (N/A)	DG9V-40 mL VOA H3PO4 (N/A)	KP7U-50 mL Plastic Unpreserved (N/A)	V/GK (3 vials per kit)-VPH/Gas kit (N/A)	SP5T-125 mL Sterile Plastic (N/A – lab)	SP2T-250 mL Sterile Plastic (N/A – lab)	BP(N)	BP3R-250 mL Plastic (NH2)2SO4 (9.3-9.7)	AG0U-100 mL Amber Unpreserved (N/A) (Cl-)	VSGU-20 mL Scintillation vials (N/A)	DG9U-40 mL Amber Unpreserved vials (N/A)
CC																														
1		2	1				2 ✓																			2				
2		2	1				2 ✓																			2				
3		2	1				2 ✓																			2				
4		2	1				2 ✓																			2				
5		2	1				2 ✓																			2				
6		2	1				2 ✓																			2				
7		2	1				2 ✓																			2				
8		2	1				2 ✓																			2				
9		2	1				2 ✓																			2				
10		2	1				2 ✓																			2				
11		2	1				2 ✓																			2				
12		2	1				2 ✓																			2				

pH Adjustment Log for Preserved Samples

Sample ID	Type of Preservative	pH upon receipt	Date preservation adjusted	Time preservation adjusted	Amount of Preservative added	Lot #

Note: Whenever there is a discrepancy affecting North Carolina compliance samples, a copy of this form will be sent to the North Carolina DENR Certification Office (i.e. Out of hold, incorrect preservative, out of temp, incorrect containers.

Pace	**DC#_Title: ENV-FRM-HUN1-0083 v05_Sample Condition Upon Receipt**
	Effective Date: 05/24/2024

*Check mark top half of box if pH and/or dechlorination is verified and within the acceptance range for preservation samples.
Exceptions: VOA, Coliform, TOC, Oil and Grease, DRO/8015 (water) DOC, LLHg
**Bottom half of box is to list number of bottles
***Check all unpreserved Nitrates for chlorine

Project #

Laboratory Receiving Location: Asheville ☐ Eden ☐ Greenwood ☐ Huntersville ☐ Raleigh ☐ Mechanicsville ☐ Atlanta ☑ Kernersville ☐

Client GA Power Profile/EZ (Circle one)_____ Notes_____

Item#	BP4U-125 mL Plastic Unpreserved (N/A) (Cl-)	BP3U-250 mL Plastic Unpreserved (N/A)	BP2U-500 mL Plastic Unpreserved (N/A)	BP1U-1 liter Plastic Unpreserved (N/A)		BP4S-125 mL Plastic H2SO4 (pH < 2) (Cl-)	BP3N-250 mL plastic HNO3 (pH < 2)	BP4Z-125 mL Plastic ZN Acetate & NaOH (>9)	BP4B-125 mL Plastic NaOH (pH > 12) (Cl-)	WGFU-Wide-mouthed Glass jar Unpreserved	AG1U-1 liter Amber Unpreserved (N/A) (Cl-)	AG1H-1 liter Amber HCl (pH < 2)	AG3U-250 mL Amber Unpreserved (N/A) (Cl-)	AG1S-1 liter Amber H2SO4 (pH < 2)	AG3S-250 mL Amber H2SO4 (pH < 2)	DG9A-40 mL Amber NH4Cl (N/A)(Cl-)	DG9H-40 mL VOA HCl (N/A)	VG9T-40 mL VOA Na2S2O3 (N/A)	VG9U-40 mL VOA Unpreserved (N/A)	DG9V-40 mL VOA H3PO4 (N/A)	KP7U-50 mL Plastic Unpreserved (N/A)	V/GK (3 vials per kit)-VPH/Gas kit (N/A)	SP5T-125 mL Sterile Plastic (N/A – lab)	SP2T-250 mL Sterile Plastic (N/A – lab)	BOIN	BP3R-250 mL Plastic (NH2)2SO4 (9.3-9.7)	AG0U-100 mL Amber Unpreserved (N/A) (Cl-)	VSGU-20 mL Scintillation vials (N/A)	DG9U-40 mL Amber Unpreserved vials (N/A)
CC																														
1/13		2	1				2	✓																	2					
2/14		2	1				2	✓																	2					
3/15		2	1				2	✓																	2					
4/16		2	1				2	✓																	2					
5																														
6																														
7																														
8																														
9																														
10																														
11																														
12																														

pH Adjustment Log for Preserved Samples

Sample ID	Type of Preservative	pH upon receipt	Date preservation adjusted	Time preservation adjusted	Amount of Preservative added	Lot #

Note: Whenever there is a discrepancy affecting North Carolina compliance samples, a copy of this form will be sent to the North Carolina DENR Certification Office (i.e. Out of hold, incorrect preservative, out of temp, incorrect containers.

Pace® Location Requested (City/State):
Pace Analytical Charlotte
9800 Kincey Ave. Suite 100, Huntersville, NC 28078

CHAIN-OF-CUSTODY Analytical Request Document

Chain-of-Custody is a LEGAL DOCUMENT - Complete all relevant fields

LAB USE ONLY- Affix Workorder/Login Label Here

Scan QR Code for instructions

Company Name:	Southern Company	Contact/Report To:	Trey Singleton
Street Address:	241 Ralph McGill Blvd, Atlanta, GA 30308	Phone #:	205.346.3317
		E-Mail:	rosingle@southernco.com
		Cc E-Mail:	Arcadis contacts
Customer Project #:	Task No. YAT-CCR-ASSMT-2026S1	Invoice To:	
Project Name:	Georgia Power Yates	Invoice E-Mail:	
Site Collection Info/Facility ID (as applicable): YAT AP-3, A, B/B', R6		Purchase Order # (if applicable):	GPC82474-0002
		Quote #:	

Time Zone Collected: [ ] AK [ ] PT [ ] MT [ ] CT [X] ET

County / State origin of sample(s): Georgia

Data Deliverables:
[X] Level II [ ] Level III [ ] Level IV
[X] EQUIS
[ ] Other _____

Regulatory Program (DW, RCRA, etc.) as applicable:

Rush (Pre-approval required):
[ ] 2 Day [ ] 3 day [ ] 5 day [ ] Other_____

Date Results Requested:

DW PWSID # or WW Permit # as applicable:

Field Filtered (if applicable): [ ] Yes [X] No
Analysis:

* Matrix Codes (insert in Matrix box below): Drinking Water (DW), Ground Water (GW), Waste Water (WW), Product (P), Soil/Solid (SS), Oil (OL), Wipe (WP), Tissue (TS), Bioassay (B), Vapor (V), Other (OT), Surface Water (SW),Sediment (SED), Sludge (SL), Caulk

Specify Container Size **	3	3	2	1	3				
Identify Container Preservative Type***	2	1	1	2	1				
Analysis Requested	App III/IV Metals + Na, K, Mg	Cl, F, SO4 (EPA 300.0)	TDS (SM 2540C)	RAD SW846 9315/8320	Alkalinity (SM2320B)				

**Container Size: (1) 1L, (2) 500mL, (3) 250mL, (4) 125mL, (5) 100mL, (6) 40mL vial, (7) EnCore, (8) TerraCore, (9) Other

*** Preservative Types: (1) None, (2) HNO3, (3) H2SO4, (4) HCl, (5) NaOH, (6) Zn Acetate, (7) NaHSO4, (8) Sod. Thiosulfate, (9) Ascorbic Acid, (10) MeOH, (11) Other

Lab Use Only:
Proj. Mgr: Bonnie Vang
AcctNum / Client ID:
Table #:
Profile / Template: 16561
Prelog / Bottle Ord. ID:

Customer Sample ID	Matrix *	Comp / Grab	Collected (or Composite Start) Date	Collected (or Composite Start) Time	Composite End Date	Composite End Time	Res. CL2	Number & Type of Containers Plastic	Number & Type of Containers Glass	App III/IV Metals + Na, K, Mg	Cl, F, SO4 (EPA 300.0)	TDS (SM 2540C)	RAD SW846 9315/8320	Alkalinity (SM2320B)	Sample Comment	Preservation non-conformance identified for sample.
YAT-YGWC-23S	WG	G						7		X	X	X	X	X	See Remarks	
YAT-YAMW-1	WG	G						7		X	X	X	X	X	See Remarks	
YAT-AMA-R6-FD-1	WG	G						7		X	X	X	X	X	See Remarks	
YAT-YGWC-36A	WG	G						7		X	X	X	X	X	See Remarks	
YAT-YGWC-49	WG	G						7		X	X	X	X	X	See Remarks	
YAT-YGWC-38	WG	G						7		X	X	X	X	X	See Remarks	
YAT-YGWC-24SB	WG	G						7		X	X	X	X	X	See Remarks	
YAT-YGWC-41	WG	G	2/19/26	0845	—	—		7		X	X	X	X	X	See Remarks	
YAT-YGWC-42	WG	G						7		X	X	X	X	X	See Remarks	
YAT-YGWC-43	WG	G						7		X	X	X	X	X	See Remarks	

Customer Remarks / Special Conditions / Possible Hazards:
App III Metals: 6020B: B; 6010D: Ca
App IV: Metals 6020B: Sb, As, Ba, Be, Cd, Cr, Co, Pb, Li, Mo, Se, Tl; 7040A: Hg.
Additional metals (6010D): Na, K, Mg; For Alkalinity: report total, carbonate, and bicarbonate

Collected By:
Printed Name: (Arcadis) David Prouty
Signature: (Arcadis)

Additional Instructions from Pace®:

# Coolers:	Thermometer ID:	Correction Factor (°C):	Obs. Temp. (°C)	Corrected Temp. (°C)

Relinquished by/Company: (Signature)	Date/Time:	Received by/Company: (Signature)	Date/Time:
David Prouty	2/20/26 1220	[signature]	2/20/26
[signature]	2/20/26		
Relinquished by/Company: (Signature)	Date/Time:	Received by/Company: (Signature)	Date/Time:
Relinquished by/Company: (Signature)	Date/Time:	Received by/Company: (Signature)	Date/Time:

Tracking Number:

Delivered by: [ ] In-Person [ ] Courier [ ] FedEX [ ] UPS [ ] Other

Page: of

Submitting a sample via this chain of custody constitutes acknowledgment and acceptance of the Pace® Terms and Conditions found at https://www.pacelabs.com/resource-library/resource/pace-terms-and-conditions/

ENV-FRM-CORQ-0019_v01_0B2123

Pace® Location Requested (City/State):
Pace Analytical Charlotte
9800 Kincey Ave Suite 100, Huntersville, NC 28078

CHAIN-OF-CUSTODY Analytical Request Document

Chain-of-Custody is a LEGAL DOCUMENT - Complete all relevant fields

LAB USE ONLY- Affix Workorder/Login Label Here

Scan QR Code for instructions

Company Name: Southern Company
Street Address: 241 Ralph McGill Blvd, Atlanta, GA 30308

Contact/Report To: Trey Singleton
Phone #: 205.346.3317
E-Mail: rosingle@southernco.com
Cc E-Mail: Arcadis contacts

Customer Project #: Task No. YAT-CCR-ASSMT-2026S1
Project Name: Georgia Power Yates

Invoice To:
Invoice E-Mail:

Site Collection Info/Facility ID (as applicable):
YAT AP-3, A, B/B', R6

Purchase Order # (if applicable): GPC82474-0002
Quote #:

Time Zone Collected: [ ] AK [ ] PT [ ] MT [ ] CT [X] ET

County / State origin of sample(s): Georgia

Data Deliverables:
[X] Level II [ ] Level III [ ] Level IV
[X] EQUIS
[ ] Other_____

Regulatory Program (DW, RCRA, etc.) as applicable:

Rush (Pre-approval required):
[ ] 2 Day [ ] 3 day [ ] 5 day [ ] Other_____
Date Results Requested:

DW PWSID # or WW Permit # as applicable:
Field Filtered (if applicable): [ ] Yes [X] No
Analysis:

* Matrix Codes (Insert in Matrix box below): Drinking Water (DW), Ground Water (GW), Waste Water (WW), Product (P), Soil/Solid (SS), Oil (OL), Wipe (WP), Tissue (TS), Bioassay (B), Vapor (V), Other (OT), Surface Water (SW), Sediment (SED), Sludge (SL), Caulk

Specify Container Size **: 3 3 2 1 3
Identify Container Preservative Type***: 2 1 1 2 1

**Container Size: (1) 1L, (2) 500mL, (3) 250mL, (4) 125mL, (5) 100mL, (6) 40mL vial, (7) EnCore, (8) TerraCore, (9) Other

*** Preservative Types: (1) None, (2) HNO3, (3) H2SO4, (4) HCl, (5) NaOH, (6) Zn Acetate, (7) Na2SO4, (8) Sod. Thiosulfate, (9) Ascorbic Acid, (10) MeOH, (11) Other

Lab Use Only: Proj. Mgr: Bonnie Vang; AcctNum / Client ID:; Table #:; Profile / Template: 16561; Prelog / Bottle Ord. ID:

Customer Sample ID	Matrix *	Comp / Grab	Collected (or Composite Start) Date	Collected (or Composite Start) Time	Composite End Date	Composite End Time	Res. CL2	Number & Type of Containers Plastic	Number & Type of Containers Glass	App III/IV Metals + Na, K, Mg	Cl, F, SO4 (EPA 300.0)	TDS (SM 2540C)	RAD SW846 9315/8320	Alkalinity (SM2320B)						Sample Comment	Preservation non-conformance identified for sample
YAT-YAMW-2	WG	G	2/19/26	1645	—	—		7		X	X	X	X	X						See Remarks	
YAT-YAMW-3	WG	G						7		X	X	X	X	X						See Remarks	
YAT-YAMW-4	WG	G	2/19/26	1025	—	—		7		X	X	X	X	X						See Remarks	
YAT-YAMW-5	WG	G						7		X	X	X	X	X						See Remarks	
YAT-PZ-37	WG	G						7		X	X	X	X	X						See Remarks	
YAT-PZ-35	WG	G						7		X	X	X	X	X						See Remarks	
YAT-PZ-37D	WG	G						7		X	X	X	X	X						See Remarks	
YAT-PZ-51	WG	G						7		X	X	X	X	X						See Remarks	
YAT-PZ-52D	WG	G						7		X	X	X	X	X						See Remarks	
YAT-YGWC-50	WG	G						7		X	X	X	X	X						See Remarks	

Customer Remarks / Special Conditions / Possible Hazards:
App III Metals: 6020B: B; 6010D: Ca
App IV: Metals 6020B: Sb, As, Ba, Be, Cd, Cr, Co, Pb, Li, Mo, Se, Tl; 7040A: Hg.
Additional metals (6010D): Na, K, Mg; For Alkalinity: report total, carbonate, and bicarbonate

Collected By:
Printed Name: (Arcadis) David Prouty
Signature: (Arcadis):

Additional Instructions from Pace®:

Coolers: Thermometer ID: Correction Factor (°C): Obs. Temp. (°C) Corrected Temp. (°C)

Relinquished by/Company: (Signature)	Date/Time:	Received by/Company: (Signature)	Date/Time:
	2/20/26 1230		2/20/26 1230
Relinquished by/Company: (Signature)	Date/Time:	Received by/Company: (Signature)	Date/Time:
Relinquished by/Company: (Signature)	Date/Time:	Received by/Company: (Signature)	Date/Time:
Relinquished by/Company: (Signature)	Date/Time:	Received by/Company: (Signature)	Date/Time:

Tracking Number:

Delivered by: [ ] In-Person [ ] Courier [ ] FedEX [ ] UPS [ ] Other

Page: of

Submitting a sample via this chain of custody constitutes acknowledgment and acceptance of the Pace® Terms and Conditions found at https://www.pacelabs.com/resource-library/resource/pace-terms-and-conditions/

ENV-FRM-CORQ-0019_v01_082123 ©

Pace® Location Requested (City/State):
Pace Analytical Charlotte
9800 Kincey Ave. Suite 100, Huntersville, NC 28078

CHAIN-OF-CUSTODY Analytical Request Document

Chain-of-Custody is a LEGAL DOCUMENT - Complete all relevant fields

LAB USE ONLY- Affix Workorder/Login Label Here

Scan QR Code for instructions

Company Name: Southern Company
Street Address: 241 Ralph McGill Blvd, Atlanta, GA 30308

Contact/Report To: Trey Singleton
Phone #: 205.346.3317
E-Mail: tosingle@southernco.com
Cc E-Mail: Arcadis contacts

Customer Project #: Task No. YAT-CCR-ASSMT-202651
Project Name: Georgia Power Yates

Invoice To:
Invoice E-Mail:

Site Collection Info/Facility ID (as applicable)
YAT AP-3, A, B/B', R6

Purchase Order # (If applicable): GPC82474-0002
Quote #:

Time Zone Collected: [ ] AK [ ] PT [ ] MT [X] CT [X] ET

County / State origin of sample(s): Georgia

Data Deliverables:
[X] Level II [ ] Level III [ ] Level IV
[X] EQUIS
[ ] Other_____

Regulatory Program (DW, RCRA, etc.) as applicable:

Rush (Pre-approval required):
[ ] 2 Day [ ] 3 day [ ] 5 day [ ] Other_____
Date Results Requested:

DW PWSID # or WW Permit # as applicable:

Field Filtered (if applicable): [ ] Yes [X] No
Analysis:

* Matrix Codes (Insert in Matrix box below): Drinking Water (DW), Ground Water (GW), Waste Water (WW), Product (P), Soil/Solid (SS), Oil (OL), Wipe (WP), Tissue (TS), Bioassay (B), Vapor (V), Other (OT), Surface Water (SW),Sediment (SED), Sludge (SL), Caulk

Specify Container Size **: 3 3 2 1 3
Identify Container Preservative Type***: 2 1 1 2 1

**Container Size: (1) 1L, (2) 500mL, (3) 250mL, (4) 125mL, (5) 100mL, (6) 40mL vial, (7) EnCore, (8) TerraCore, (9) Other

*** Preservative Types: (1) None, (2) HNO3, (3) H2SO4, (4) HCl, (5) NaOH, (6) Zn Acetate, (7) NaHSO4, (8) Sod. Thiosulfate, (9) Ascorbic Acid, (10) MeOH, (11) Other

Analysis Requested

Customer Sample ID	Matrix *	Comp / Grab	Collected (or Composite Start) Date	Collected (or Composite Start) Time	Composite End Date	Composite End Time	Res. CL2	Number & Type of Containers Plastic	Number & Type of Containers Glass	App III/IV Metals + Na, K, Mg	Cl, F, SO4 (EPA 300.0)	TDS (SM 2540C)	RAD SW846 9315/8320	Alkalinity (SM2320B)						Sample Comment	Preservation non-conformance identified for sample.
YAT-YGWC-23S	WG	G						7		X	X	X	X	X						See Remarks	
YAT-YAMW-1	WG	G						7		X	X	X	X	X						See Remarks	
YAT-AMA-R6-FD-1	WG	G						7		X	X	X	X	X						See Remarks	
YAT-YGWC-36A	WG	G						7		X	X	X	X	X						See Remarks	
YAT-YGWC-49	WG	G	2/19/26	1525				7		X	X	X	X	X						See Remarks	
YAT-YGWC-38	WG	G						7		X	X	X	X	X						See Remarks	
YAT-YGWC-24SB	WG	G						7		X	X	X	X	X						See Remarks	
YAT-YGWC-41	WG	G						7		X	X	X	X	X						See Remarks	
YAT-YGWC-42	WG	G						7		X	X	X	X	X						See Remarks	
YAT-YGWC-43	WG	G						7		X	X	X	X	X						See Remarks	

Lab Use Only
Proj. Mgr: Bonnie Vang
AcctNum / Client ID:
Table #:
Profile / Template: 16561
Prelog / Bottle Ord. ID:

Customer Remarks / Special Conditions / Possible Hazards:
App III Metals: 6020B: B; 6010D: Ca
App IV: Metals 6020B: Sb, As, Ba, Be, Cd, Cr, Co, Pb, Li, Mo, Se, Tl; 7040A: Hg.
Additional metals (6010D): Na, K, Mg; For Alkalinity: report total, carbonate, and bicarbonate

Collected By:
Printed Name: (Arcadis) - Perry Studebaker
Signature: (Arcadis) -

Additional Instructions from Pace®:

# Coolers:	Thermometer ID:	Correction Factor (°C):	Obs. Temp (°C)	Corrected Temp (°C)

Relinquished by/Company: (Signature)	Date/Time:	Received by/Company: (Signature)	Date/Time:
Arcadis	2/19/26 1730		2/19/26 1730
	2/20/26 1230		2/20/26 1230

Tracking Number:

Delivered by: [ ] In-Person [ ] Courier [ ] FedEX [ ] UPS [ ] Other

Page: of

Submitting a sample via this chain of custody constitutes acknowledgment and acceptance of the Pace® Terms and Conditions found at https://www.pacelabs.com/resource-library/resource/pace-terms-and-conditions/

ENV-FRM-CORQ-0019_v01_082123 ©

Pace® Location Requested (City/State):
Pace Analytical Charlotte
9800 Kincey Ave. Suite 100, Huntersville, NC 28078

CHAIN-OF-CUSTODY Analytical Request Document

Chain-of-Custody is a LEGAL DOCUMENT - Complete all relevant fields

LAB USE ONLY- Affix Workorder/Login Label Here

Scan QR Code for instructions

Company Name: Southern Company
Street Address: 241 Ralph McGill Blvd, Atlanta, GA 30308

Contact/Report To: Trey Singleton
Phone #: 205.346.3317
E-Mail: rosingle@southernco.com
Cc E-Mail: Arcadis contacts

Customer Project #: Task No. YAT-CCR-ASSMT-202651
Project Name: Georgia Power Yates

Invoice To:
Invoice E-Mail:

Site Collection Info/Facility ID (as applicable): YAT AP-3, A, B/B', R6

Purchase Order # (If applicable): GPC82474-0002
Quote #:

Time Zone Collected: [ ] AK [ ] PT [ ] MT [ ] CT [X] ET

County / State origin of sample(s): Georgia

Data Deliverables:
[X] Level II [ ] Level III [ ] Level IV
[X] EQUIS
[ ] Other_____

Regulatory Program (DW, RCRA, etc.) as applicable:

Rush (Pre-approval required): [ ] 2 Day [ ] 3 day [ ] 5 day [ ] Other_____
Date Results Requested:

DW PWSID # or WW Permit # as applicable:
Field Filtered (if applicable): [ ] Yes [X] No
Analysis:

* Matrix Codes (Insert in Matrix box below): Drinking Water (DW), Ground Water (GW), Waste Water (WW), Product (P), Soil/Solid (SS), Oil (OL), Wipe (WP), Tissue (TS), Bioassay (B), Vapor (V), Other (OT), Surface Water (SW), Sediment (SED), Sludge (SL), Caulk

Specify Container Size **: 3 3 2 1 3
Identify Container Preservative Type***: 2 1 1 2 1

**Container Size: (1) 1L, (2) 500mL, (3) 250mL, (4) 125mL, (5) 100mL, (6) 40mL vial, (7) EnCore, (8) TerraCore, (9) Other
*** Preservative Types: (1) None, (2) HNO3, (3) H2SO4, (4) HCl, (5) NaOH, (6) Zn Acetate, (7) NaHSO4, (8) Sod. Thiosulfate, (9) Ascorbic Acid, (10) MeOH, (11) Other

Analysis Requested

Customer Sample ID	Matrix *	Comp / Grab	Collected (or Composite Start) Date	Collected (or Composite Start) Time	Composite End Date	Composite End Time	Res. CL2	Number & Type of Containers Plastic	Number & Type of Containers Glass	App III/IV Metals + Na, K, Mg	Cl, F, SO4 (EPA 300.0)	TDS (SM 2540C)	RAD SW846 9315/8320	Alkalinity (SM2320B)						Sample Comment	Preservation non-conformance identified for sample.
YAT-YGWC-23S	WG	G						7		X	X	X	X	X						See Remarks	
YAT-YAMW-1	WG	G						7		X	X	X	X	X						See Remarks	
YAT-AMA-R6-FD-1	WG	G						7		X	X	X	X	X						See Remarks	
YAT-YGWC-36A	WG	G						7		X	X	X	X	X						See Remarks	
YAT-YGWC-49	WG	G						7		X	X	X	X	X						See Remarks	
YAT-YGWC-38	WG	G						7		X	X	X	X	X						See Remarks	
YAT-YGWC-24SB	WG	G						7		X	X	X	X	X						See Remarks	
YAT-YGWC-41	WG	G						7		X	X	X	X	X						See Remarks	
YAT-YGWC-42	WG	G	2/19/26	1225				7		X	X	X	X	X						See Remarks	
YAT-YGWC-43	WG	G						7		X	X	X	X	X						See Remarks	

Lab Use Only:
Proj. Mgr: Bonnie Vang
AcctNum / Client ID:
Table #:
Profile / Template: 16561
Prelog / Bottle Ord. ID:

Customer Remarks / Special Conditions / Possible Hazards:
App III Metals: 6020B: B; 6010D: Ca
App IV: Metals 6020B: Sb, As, Ba, Be, Cd, Cr, Co, Pb, Li, Mo, Se, Tl; 7040A: Hg.
Additional metals (6010D): Na, K, Mg; For Alkalinity: report total, carbonate, and bicarbonate

Collected By:
Printed Name: (Arcadis) Jessica Ware
Signature: (Arcadis) Jessica Ware

Additional Instructions from Pace®:

Coolers: Thermometer ID: Correction Factor (°C): Obs. Temp. (°C) Corrected Temp. (°C)

Relinquished by/Company: (Signature)	Date/Time:	Received by/Company: (Signature)	Date/Time:
Jessica Ware	2/19/26 1730	[signature]	2/19/26 1730
[signature]	2/20/26 1230	[signature]	2/20/26 1230

Tracking Number:

Delivered by: [ ] In-Person [ ] Courier [ ] FedEX [ ] UPS [ ] Other

Page: of

Submitting a sample via this chain of custody constitutes acknowledgment and acceptance of the Pace® Terms and Conditions found at https://www.pacelabs.com/resource-library/resource/pace-terms-and-conditions/

ENV-FRM-CORO-0019_v01_082123 ©

Pace® Location Requested (City/State):
Pace Analytical Charlotte
9800 Kincey Ave. Suite 100, Huntersville, NC 28078

CHAIN-OF-CUSTODY Analytical Request Document

Chain-of-Custody is a LEGAL DOCUMENT - Complete all relevant fields

LAB USE ONLY- Affix Workorder/Login Label Here

Scan QR Code for instructions

Company Name: Southern Company
Street Address: 241 Ralph McGill Blvd, Atlanta, GA 30308

Contact/Report To: Trey Singleton
Phone #: 205.346.3317
E-Mail: rosingle@southernco.com
Cc E-Mail: Arcadis contacts

Customer Project #: Task No. YAT-CCR-ASSMT-202651
Project Name: Georgia Power Yates

Invoice To:
Invoice E-Mail:

Site Collection Info/Facility ID (as applicable): YAT AP-3, A, B/B', R6

Purchase Order # (if applicable): GPC82474-0002
Quote #:

Time Zone Collected: [ ] AK [ ] PT [ ] MT [ ] CT [X] ET

County / State origin of sample(s): Georgia

Data Deliverables: [X] Level II [ ] Level III [ ] Level IV [X] EQUIS [ ] Other_____

Regulatory Program (DW, RCRA, etc.) as applicable:

Rush (Pre-approval required): [ ] 2 Day [ ] 3 day [ ] 5 day [ ] Other_____
Date Results Requested:

DW PWSID # or WW Permit # as applicable:
Field Filtered (if applicable): [ ] Yes [X] No
Analysis:

* Matrix Codes (Insert in Matrix box below): Drinking Water (DW), Ground Water (GW), Waste Water (WW), Product (P), Soil/Solid (SS), Oil (OL), Wipe (WP), Tissue (TS), Bioassay (B), Vapor (V), Other (OT), Surface Water (SW), Sediment (SED), Sludge (SL), Caulk

Specify Container Size **: 3 3 2 1 3
Identify Container Preservative Type***: 2 1 1 2 1

**Container Size: (1) 1L, (2) 500mL, (3) 250mL, (4) 125mL, (5) 100mL, (6) 40mL vial, (7) EnCore, (8) TerraCore, (9) Other

*** Preservative Types: (1) None, (2) HNO3, (3) H2SO4, (4) HCl, (5) NaOH, (6) Zn Acetate, (7) NaHSO4, (8) Sod. Thiosulfate, (9) Ascorbic Acid, (10) MeOH, (11) Other

Customer Sample ID	Matrix *	Comp / Grab	Collected (or Composite Start) Date	Collected (or Composite Start) Time	Composite End Date	Composite End Time	Res. CL2	Number & Type of Containers Plastic	Number & Type of Containers Glass	App III/IV Metals + Na, K, Mg	Cl, F, SO4 (EPA 300.0)	TDS (SM 2540C)	RAD SW846 9315/8320	Alkalinity (SM2320B)						Sample Comment	Preservation non-conformance identified for sample
YAT-YAMW-2	WG	G						7		X	X	X	X	X						See Remarks	
YAT-YAMW-3	WG	G	2/19/26	0903	—	—		7		X	X	X	X	X						See Remarks	
YAT-YAMW-4	WG	G						7		X	X	X	X	X						See Remarks	
YAT-YAMW-5	WG	G						7		X	X	X	X	X						See Remarks	
YAT-PZ-37	WG	G						7		X	X	X	X	X						See Remarks	
YAT-PZ-35	WG	G						7		X	X	X	X	X						See Remarks	
YAT-PZ-37D	WG	G						7		X	X	X	X	X						See Remarks	
YAT-PZ-51	WG	G						7		X	X	X	X	X						See Remarks	
YAT-PZ-52D	WG	G						7		X	X	X	X	X						See Remarks	
YAT-YGWC-50	WG	G						7		X	X	X	X	X						See Remarks	

Lab Use Only: Proj. Mgr: Bonnie Vang; AcctNum / Client ID:; Table #:; Profile / Template: 16561; Prelog / Bottle Ord. ID:

Customer Remarks / Special Conditions / Possible Hazards:
App III Metals: 6020B: B; 6010D: Ca
App IV: Metals 6020B: Sb, As, Ba, Be, Cd, Cr, Co, Pb, Li, Mo, Se, Tl; 7040A: Hg.
Additional metals (6010D): Na, K, Mg; For Alkalinity: report total, carbonate, and bicarbonate

Collected By:
Printed Name: (Arcadis) Jessica Ware
Signature: (Arcadis) Jessica Ware

Additional Instructions from Pace®:

Coolers: Thermometer ID: Correction Factor (°C): Obs. Temp. (°C) Corrected Temp. (°C)

Relinquished by/Company: (Signature)	Date/Time:	Received by/Company: (Signature)	Date/Time:
Jessica Ware	2/19/26 1730	[signature]	2/19/26 1730
[signature]	2/20/26 1230	[signature]	2/20/26 1230

Tracking Number:

Delivered by: [ ] In-Person [ ] Courier [ ] FedEX [ ] UPS [ ] Other

Page: of

Submitting a sample via this chain of custody constitutes acknowledgment and acceptance of the Pace® Terms and Conditions found at https://www.pacelabs.com/resource-library/resource/pace-terms-and-conditions/

ENV-FRM-CORQ-0019_v01_082123 ©

Pace®

Pace® Location Requested (City/State):
Pace Analytical Charlotte
9800 Kincey Ave. Suite 100, Huntersville, NC 28078

CHAIN-OF-CUSTODY Analytical Request Document

Chain-of-Custody is a LEGAL DOCUMENT - Complete all relevant fields

LAB USE ONLY- Affix Workorder/Login Label Here

Scan QR Code for instructions

Company Name: Southern Company
Street Address: 241 Ralph McGill Blvd, Atlanta, GA 30308

Contact/Report To: Trey Singleton
Phone #: 205.346.3317
E-Mail: rosingle@southernco.com
Cc E-Mail: Arcadis contacts

Customer Project #: Task No. YAT-CCR-ASSMT-202651
Project Name: Georgia Power Yates

Invoice To:
Invoice E-Mail:

Site Collection Info/Facility ID (as applicable):
YAT AP-3, A, B/B', R6

Purchase Order # (if applicable): GPCB2474-0002
Quote #:

Time Zone Collected: [ ] AK [ ] PT [ ] MT [ ] CT [X] ET

County / State origin of sample(s): Georgia

Data Deliverables:
[X] Level II [ ] Level III [ ] Level IV
[X] EQUIS
[ ] Other

Regulatory Program (DW, RCRA, etc.) as applicable:

Rush (Pre-approval required):
[ ] 2 Day [ ] 3 day [ ] 5 day [ ] Other
Date Results Requested:

DW PWSID # or WW Permit # as applicable:

Field Filtered (if applicable): [ ] Yes [ ] No
Analysis:

Specify Container Size **: 3 3 2 1 3
Identify Container Preservative Type***: 2 1 1 2 1

**Container Size: (1) 1L, (2) 500mL, (3) 250mL, (4) 125mL, (5) 100mL, (6) 40mL vial, (7) EnCore, (8) TerraCore, (9) Other

*** Preservative Types: (1) None, (2) HNO3, (3) H2SO4, (4) HCl, (5) NaOH, (6) Zn Acetate, (7) NaHSO4, (8) Sod. Thiosulfate, (9) Ascorbic Acid, (10) MeOH, (11) Other

Lab Use Only: Proj. Mgr: Bonnie Vang; AcctNum / Client ID:; Table #:; Profile / Template: 16561; Prelog / Bottle Ord. ID:

* Matrix Codes (Insert in Matrix box below): Drinking Water (DW), Ground Water (GW), Waste Water (WW), Product (P), Soil/Solid (SS), Oil (OL), Wipe (WP), Tissue (TS), Bioassay (B), Vapor (V), Other (OT), Surface Water (SW), Sediment (SED), Sludge (SL), Caulk

Customer Sample ID	Matrix *	Comp / Grab	Collected (or Composite Start) Date	Collected (or Composite Start) Time	Composite End Date	Composite End Time	Res. CL2	Number & Type of Containers Plastic	Number & Type of Containers Glass	App III/IV Metals + Na, K, Mg	Cl, F, SO4 (EPA 300.0)	TDS (SM 2540C)	RAD SW846 9315/8320	Alkalinity (SM2320B)	Sample Comment	Preservation non-conformance identified for sample
YAT-YGWC-23S	WG	G	2/19/26	1100				7		X	X	X	X	X	See Remarks	
YAT-YAMW-1	WG	G						7		X	X	X	X	X	See Remarks	
YAT-AMA-R6-FD-1	WG	G						7		X	X	X	X	X	See Remarks	
YAT-YGWC-36A	WG	G						7		X	X	X	X	X	See Remarks	
YAT-YGWC-49	WG	G						7		X	X	X	X	X	See Remarks	
YAT-YGWC-38	WG	G						7		X	X	X	X	X	See Remarks	
YAT-YGWC-24SB	WG	G						7		X	X	X	X	X	See Remarks	
YAT-YGWC-41	WG	G						7		X	X	X	X	X	See Remarks	
YAT-YGWC-42	WG	G						7		X	X	X	X	X	See Remarks	
YAT-YGWC-43	WG	G						7		X	X	X	X	X	See Remarks	

Customer Remarks / Special Conditions / Possible Hazards:
App III Metals: 6020B: B; 6010D: Ca
App IV: Metals 6020B: Sb, As, Ba, Be, Cd, Cr, Co, Pb, Li, Mo, Se, Tl; 7040A: Hg.
Additional metals (6010D): Na, K, Mg; For Alkalinity: report total, carbonate, and bicarbonate

Collected By:
Printed Name: (Arcadis) - Jake Swanson
Signature: (Arcadis) -

Additional Instructions from Pace®:

Coolers: Thermometer ID: Correction Factor (°C): Obs. Temp. (°C) Corrected Temp. (°C)

Relinquished by/Company: (Signature)	Date/Time:	Received by/Company: (Signature)	Date/Time:
Arcadis	2/19/26 1730		2/19/26 1730
	2/20/26 1230		2/20/26 1230

Tracking Number:

Delivered by: [ ] In-Person [ ] Courier [ ] FedEx [ ] UPS [ ] Other

Page: of

Submitting a sample via this chain of custody constitutes acknowledgment and acceptance of the Pace® Terms and Conditions found at https://www.pacelabs.com/resource-library/resource/pace-terms-and-conditions/

ENV-FRM-CORQ-0019_v01_052123

Pace® Location Requested (City/State):
Pace Analytical Charlotte
9800 Kincey Ave. Suite 100, Huntersville, NC 28078

CHAIN-OF-CUSTODY Analytical Request Document

Chain-of-Custody is a LEGAL DOCUMENT - Complete all relevant fields

LAB USE ONLY- Affix Workorder/Login Label Here

Scan QR Code for instructions

Company Name: Southern Company
Street Address: 241 Ralph McGill Blvd, Atlanta, GA 30308

Contact/Report To: Trey Singleton
Phone #: 205 346.3317
E-Mail: rosingle@southernco.com
Cc E-Mail: Arcadis contacts

Customer Project #: Task No. YAT-CCR-ASSMT-202651
Project Name: Georgia Power Yates

Invoice To:
Invoice E-Mail:

Site Collection Info/Facility ID (as applicable):
YAT AP-3, A, B/B', R6

Purchase Order # (if applicable): GPC82474-0002
Quote #:

Time Zone Collected: [ ] AK [ ] PT [ ] MT [ ] CT [X] ET

County / State origin of sample(s): Georgia

Data Deliverables:
[X] Level II [ ] Level III [ ] Level IV
[X] EQUIS
[ ] Other_____

Regulatory Program (DW, RCRA, etc.) as applicable:

Rush (Pre-approval required):
[ ] 2 Day [ ] 3 day [ ] 5 day [ ] Other_____
Date Results Requested:

DW PWSID # or WW Permit # as applicable:

Field Filtered (if applicable): [ ] Yes [ ] No
Analysis:

* Matrix Codes (Insert in Matrix box below): Drinking Water (DW), Ground Water (GW), Waste Water (WW), Product (P), Soil/Solid (SS), Oil (OL), Wipe (WP), Tissue (TS), Bioassay (B), Vapor (V), Other (OT), Surface Water (SW), Sediment (SED), Sludge (SL), Caulk

Specify Container Size **: 3 3 2 1 3

Identify Container Preservative Type***: 2 1 1 2 1

Analysis Requested

Customer Sample ID	Matrix *	Comp / Grab	Collected (or Composite Start) Date	Collected (or Composite Start) Time	Composite End Date	Composite End Time	Res. CL2	Number & Type of Containers Plastic	Number & Type of Containers Glass	App III/IV Metals + Na, K, Mg	Cl, F, SO4 (EPA 300.0)	TDS (SM 2540C)	RAD SW846 9315/8320	Alkalinity (SM2320B)						Sample Comment	Preservation non-conformance identified for sample.
YAT-YAMW-2	WG	G						7		X	X	X	X	X						See Remarks	
YAT-YAMW-3	WG	G						7		X	X	X	X	X						See Remarks	
YAT-YAMW-4	WG	G						7		X	X	X	X	X						See Remarks	
YAT-YAMW-5	WG	G	2/19/26	1855				7		X	X	X	X	X						See Remarks	
YAT-PZ-37	WG	G						7		X	X	X	X	X						See Remarks	
YAT-PZ-35	WG	G						7		X	X	X	X	X						See Remarks	
YAT-PZ-37D	WG	G						7		X	X	X	X	X						See Remarks	
YAT-PZ-51	WG	G						7		X	X	X	X	X						See Remarks	
YAT-PZ-52D	WG	G						7		X	X	X	X	X						See Remarks	
YAT-YGWC-50	WG	G						7		X	X	X	X	X						See Remarks	

Lab Use Only:
Prop. Mgr: Bonnie Vang
AcctNum / Client ID:
Table #:
Profile / Template: 16561
Prelog / Bottle Ord. ID:

**Container Size: (1) 1L, (2) 500mL, (3) 250mL, (4) 125mL, (5) 150mL, (6) 40mL vial, (7) EnCore, (8) TerraCore, (9) Other

*** Preservative Types: (1) None, (2) HNO3, (3) H2SO4, (4) HCl, (5) NaOH, (6) Zn Acetate, (7) NaHSO4, (8) Sod. Thiosulfate, (9) Ascorbic Acid, (10) MeOH, (11) Other

Customer Remarks / Special Conditions / Possible Hazards:
App III Metals: 6020B: B; 6010D: Ca
App IV: Metals 6020B: Sb, As, Ba, Be, Cd, Cr, Co, Pb, Li, Mo, Se, Tl; 7040A: Hg.
Additional metals (6010D): Na, K, Mg; For Alkalinity: report total, carbonate, and bicarbonate

Collected By:
Printed Name: (Arcadis) - Jake Swanson
Signature: (Arcadis) -

Additional Instructions from Pace®:

Coolers: Thermometer ID: Correction Factor (°C): Obs. Temp (°C) Corrected Temp (°C)

Relinquished by/Company: (Signature)	Date/Time	Received by/Company: (Signature)	Date/Time	Tracking Number:
Arcadis	2/19/26 1730		2/19/26 1730	
	2/20/26 1230		2/20/26 1230	Delivered by: [ ] In-Person [ ] Courier
				[ ] FedEX [ ] UPS [ ] Other
				Page: of

Submitting a sample via this chain of custody constitutes acknowledgment and acceptance of the Pace® Terms and Conditions found at https://www.pacelabs.com/resource-library/resource/pace-terms-and-conditions/

ENV-FRM-CORQ-0019_v01_082123

Pace® Location Requested (City/State):
Pace Analytical Charlotte
9800 Kincey Ave Suite 100, Huntersville, NC 28078

CHAIN-OF-CUSTODY Analytical Request Document

Chain-of-Custody is a LEGAL DOCUMENT - Complete all relevant fields

LAB USE ONLY- Affix Workorder/Login Label Here

Scan QR Code for instructions

Company Name:	Southern Company	Contact/Report To:	Trey Singleton
Street Address:	241 Ralph McGill Blvd, Atlanta, GA 30308	Phone #:	205.346.3317
		E-Mail:	rosingle@southernco.com
		Cc E-Mail:	Arcadis contacts
Customer Project #:	Task No. YAT-CCR-ASSMT-2026S1	Invoice To:	
Project Name:	Georgia Power Yates	Invoice E-Mail:	
Site Collection Info/Facility ID (as applicable): YAT AP-3, A, B/B', R6		Purchase Order # (if applicable):	GPC82474-0002
		Quote #:	
Time Zone Collected: [ ] AK [ ] PT [ ] MT [ ] CT [X] ET		County / State origin of sample(s):	Georgia
Data Deliverables: [X] Level II [ ] Level III [ ] Level IV [X] EQUIS [ ] Other_____	Regulatory Program (DW, RCRA, etc.) as applicable:		
	Rush (Pre-approval required): [ ] 2 Day [ ] 3 day [ ] 5 day [ ] Other_____ Date Results Requested:	DW PWSID # or WW Permit # as applicable:	
		Field Filtered (if applicable): [ ] Yes [ ] No Analysis:	

Specify Container Size **: 3 | 3 | 2 | 1 | 3

Identify Container Preservative Type***: 2 | 1 | 1 | 2 | 1

**Container Size: (1) 1L, (2) 500mL, (3) 250mL, (4) 125mL, (5) 100mL, (6) 40mL vial, (7) EnCore, (8) TerraCore, (9) Other

*** Preservative Types: (1) None, (2) HNO3, (3) H2SO4, (4) HCl, (5) NaOH, (6) Zn Acetate, (7) NaHSO4, (8) Sod. Thiosulfate, (9) Ascorbic Acid, (10) MeOH, (11) Other

Lab Use Only: Proj Mgr: Bonnie Vang; AcctNum / Client ID:; Table #:; Profile / Template: 16561; Prelog / Bottle Ord. ID:

* Matrix Codes (Insert in Matrix box below): Drinking Water (DW), Ground Water (GW), Waste Water (WW), Product (P), Soil/Solid (SS), Oil (OL), Wipe (WP), Tissue (TS), Bioassay (B), Vapor (V), Other (OT), Surface Water (SW), Sediment (SED), Sludge (SL), Caulk

Customer Sample ID	Matrix *	Comp / Grab	Collected (or Composite Start) Date	Collected (or Composite Start) Time	Composite End Date	Composite End Time	Res. Cl2	Number & Type of Containers Plastic	Number & Type of Containers Glass	App III/IV Metals + Na, K, Mg	Cl, F, SO4 (EPA 300.0)	TDS (SM 2540C)	RAD SW846 9315/8320	Alkalinity (SM2320B)	Sample Comment	Preservation non-conformance identified for sample
YAT-AMA-R6-EB-1	WG	G	2/19/26	1600	—	—		7		X	X	X	X	X	See Remarks	
YAT-AMA-R6-FB-1	WG	G						7		X	X	X	X	X	See Remarks	
YAT-YGWC-24SB	WG	G						7		X	X	X	X	X	See Remarks	
YAT-PZ-55	WG	G	2/19/26	1355	—	—		7		X	X	X	X	X	See Remarks	
YAT-YGWC-PZ-54D	WG	G						7		X	X	X	X	X	See Remarks	
YAT-AMA-R6-FD-2	WG	G						7		X	X	X	X	X	See Remarks	

Customer Remarks / Special Conditions / Possible Hazards:
App III Metals: 6020B: B; 6010D: Ca
App IV: Metals 6020B: Sb, As, Ba, Be, Cd, Cr, Co, Pb, Li, Mo, Se, Tl; 7040A: Hg.
Additional metals (6010D): Na, K, Mg; For Alkalinity: report total, carbonate, and bicarbonate

Collected By:
Printed Name: (Arcadis) - Vaise Swanson
Signature: (Arcadis) -

Additional Instructions from Pace®:

Coolers: Thermometer ID: Correction Factor (°C): Obs. Temp. (°C) Corrected Temp. (°C)

Relinquished by/Company: (Signature)	Date/Time:	Received by/Company: (Signature)	Date/Time:
Arcadis	2/19/26 1730	[illegible]	2/19/26 1730
[illegible]	2/20/26 1230	[illegible]	2/20/26 1230

Tracking Number:

Delivered by: [ ] In-Person [ ] Courier [ ] FedEx [ ] UPS [ ] Other

Page: of

Submitting a sample via this chain of custody constitutes acknowledgment and acceptance of the Pace® Terms and Conditions found at https://www.pacelabs.com/resource-library/resource/pace-terms-and-conditions/

ENV-FRM-CORQ-0019_v01_082123 ©

Pace	DC#_Title: ENV-FRM-HUN1-0083 v05_Sample Condition Upon Receipt
	Effective Date: 05/24/2024

Laboratory receiving samples:
Asheville ☐ Eden ☐ Greenwood ☐ Huntersville ☐ Raleigh ☐ Mechanicsville ☐ Atlanta ☑ Kernersville ☐

Sample Condition Upon Receipt

Client Name: GA Power

Project #: WO# : 92845477

92845477

Courier: ☐ Fed Ex ☐ UPS ☐ USPS ☑ Client ☐ Commercial ☑ Pace ☐ Other:____

JG 2/20/26

Custody Seal Present? ☐ Yes ☑ No **Seals Intact?** ☐ Yes ☐ No ☑ N/A

Date/Initials Person Examining Contents: JG 2/20/26

Packing Material: ☑ Bubble Wrap ☐ Bubble Bags ☐ None ☐ Other

Biological Tissue Frozen? ☐ Yes ☐ No ☑ N/A

Thermometer: ☑ IR Gun ID: 214

Type of Ice: ☑ Wet ☐ Blue ☐ None

Cooler Temp: 4.3 **Correction Factor:** Add/Subtract (°C) 0.0

Temp should be above freezing to 6°C
☐ Samples out of temp criteria. Samples on ice, cooling process has begun

Cooler Temp Corrected (°C): 4.3

USDA Regulated Soil (☐ N/A, water sample)
Did samples originate in a quarantine zone within the United States: CA, NY, or SC (check maps)? ☐ Yes ☐ No

Did samples originate from a foreign source (internationally, including Hawaii and Puerto Rico)? ☐ Yes ☐ No

				Comments/Discrepancy:
Chain of Custody Present?	☑ Yes	☐ No	☐ N/A	1.
Samples Arrived within Hold Time?	☑ Yes	☐ No	☐ N/A	2.
Short Hold Time Analysis (<72 hr.)?	☐ Yes	☑ No	☐ N/A	3.
Rush Turn Around Time Requested?	☐ Yes	☑ No	☐ N/A	4.
Sufficient Volume?	☑ Yes	☐ No	☐ N/A	5.
Correct Containers Used?	☑ Yes	☐ No	☐ N/A	6.
-Pace Containers Used?	☑ Yes	☐ No	☐ N/A	
Containers Intact?	☑ Yes	☐ No	☐ N/A	7.
Dissolved analysis: Samples Field Filtered?	☐ Yes	☐ No	☑ N/A	8.
Sample Labels Match COC? -Includes Date/Time/ID/Analysis Matrix: WG	☑ Yes	☐ No	☐ N/A	9.
Headspace in VOA Vials (>5-6mm)?	☐ Yes	☐ No	☑ N/A	10.
Trip Blank Present?	☐ Yes	☐ No	☑ N/A	11.
Trip Blank Custody Seals Present?	☐ Yes	☐ No	☑ N/A	

COMMENTS/SAMPLE DISCREPANCY

Field Data Required? ☐ Yes ☐ No

Lot ID of split containers:

CLIENT NOTIFICATION/RESOLUTION

Person contacted: _____ Date/Time: _____

Project Manager SCURF Review: _____ **Date:** _____

Project Manager SRF Review: _____ **Date:** _____

Pace

DC#_Title: ENV-FRM-HUN1-0083 v05_Sample Condition Upon Receipt

Effective Date: 05/24/2024

WO#: 92845477
PM: BV Due Date: 03/06/26
CLIENT: 92-GP-Yates

*Check mark top half of box if pH and/or dechlorination is verified and within the acceptance range for preservation samples.
Exceptions: VOA, Coliform, TOC, Oil and Grease, DRO/8015 (water) DOC, LLHg
**Bottom half of box is to list number of bottles
***Check all unpreserved Nitrates for chlorine

Project #

Laboratory Receiving Location: Asheville ☐ Eden ☐ Greenwood ☐ Huntersville ☐ Raleigh ☐ Mec[illegible] ☐ Atlanta ☑ Kernersville ☐

Client GA Power Profile/EZ (Circle one)_____ Notes_____

Item#	BP4U-125 mL Plastic Unpreserved (N/A) (Cl-)	BP3U-250 mL Plastic Unpreserved (N/A)	BP2U-500 mL Plastic Unpreserved (N/A)	BP1U-1 liter Plastic Unpreserved (N/A)		BP4S-125 mL Plastic H2SO4 (pH < 2) (Cl-)	BP3N-250 mL plastic HNO3 (pH < 2)	BP4Z-125 mL Plastic ZN Acetate & NaOH (>9)	BP4B-125 mL Plastic NaOH (pH > 12) (Cl-)	WGFU-Wide-mouthed Glass jar Unpreserved	AG1U-1 liter Amber Unpreserved (N/A) (Cl-)	AG1H-1 liter Amber HCl (pH < 2)	AG3U-250 mL Amber Unpreserved (N/A) (Cl-)	AG1S-1 liter Amber H2SO4 (pH < 2)	AG3S-250 mL Amber H2SO4 (pH < 2)	DG9-40 mL Amber NH4Cl (N/A)(Cl-)	DG9H-40 mL VOA HCl (N/A)	VG9T-40 mL VOA Na2S2O3 (N/A)	VG9U-40 mL VOA Unpreserved (N/A)	DG9V-40 mL VOA H3PO4 (N/A)	KP7U-50 mL Plastic Unpreserved (N/A)	V/GK (3 vials per kit)-VPH/Gas kit (N/A)	SP5T-125 mL Sterile Plastic (N/A – lab)	SP2T-250 mL Sterile Plastic (N/A – lab)	BPIN	BP3R-250 mL Plastic (NH2)2SO4 (9.3-9.7)	AG0U-100 mL Amber Unpreserved (N/A) (Cl-)	VSGU-20 mL Scintillation vials (N/A)	DG9U-40 mL Amber Unpreserved vials (N/A)
CC																														
1		2	1				2	✓																		2				
2		2	1				2	✓																		2				
3		2	1				2	✓																		2				
4		2	1				2	✓																		2				
5		2	1				2	✓																		2				
6		2	1				2	✓																		2				
7		2	1				2	✓																		2				
8		2	1				2	✓																		2				
9		2	1				2	✓																		2				
10		2	1				2	✓																		2				
11		2	1				2	✓																		2				
12		2	1				2	✓																		2				

pH Adjustment Log for Preserved Samples

Sample ID	Type of Preservative	pH upon receipt	Date preservation adjusted	Time preservation adjusted	Amount of Preservative added	Lot #

Note: Whenever there is a discrepancy affecting North Carolina compliance samples, a copy of this form will be sent to the North Carolina DENR Certification Office (i.e. Out of hold, incorrect preservative, out of temp, incorrect containers.

Pace	DC#_Title: ENV-FRM-HUN1-0083 v05_Sample Condition Upon Receipt
	Effective Date: 05/24/2024

*Check mark top half of box if pH and/or dechlorination is verified and within the acceptance range for preservation samples.
Exceptions: VOA, Coliform, TOC, Oil and Grease, DRO/8015 (water) DOC, LLHg
**Bottom half of box is to list number of bottles
***Check all unpreserved Nitrates for chlorine

Project #

Laboratory Receiving Location: Asheville ☐ Eden ☐ Greenwood ☐ Huntersville ☐ Raleigh ☐ Mechanicsville ☐ Atlanta ☑ Kernersville ☐

Client GA Power Profile/EZ (Circle one)_____ Notes_____

Item#	BP4U-125 mL Plastic Unpreserved (N/A) (Cl-)	BP3U-250 mL Plastic Unpreserved (N/A)	BP2U-500 mL Plastic Unpreserved (N/A)	BP1U-1 liter Plastic Unpreserved (N/A)		BP4S-125 mL Plastic H2SO4 (pH < 2) (Cl-)	BP3N-250 mL plastic HNO3 (pH < 2)	BP4Z-125 mL Plastic ZN Acetate & NaOH (>9)	BP4B-125 mL Plastic NaOH (pH > 12) (Cl-)	WGFU-Wide-mouthed Glass jar Unpreserved	AG1U-1 liter Amber Unpreserved (N/A) (Cl-)	AG1H-1 liter Amber HCl (pH < 2)	AG3U-250 mL Amber Unpreserved (N/A) (Cl-)	AG1S-1 liter Amber H2SO4 (pH < 2)	AG3S-250 mL Amber H2SO4 (pH < 2)	DG94-40 mL Amber NH4Cl (N/A)(Cl-)	DG9H-40 mL VOA HCl (N/A)	VG9T-40 mL VOA Na2S2O3 (N/A)	VG9U-40 mL VOA Unpreserved (N/A)	DG9V-40 mL VOA H3PO4 (N/A)	KP7U-50 mL Plastic Unpreserved (N/A)	V/GK (3 vials per kit)-VPH/Gas kit (N/A)	SP5T-125 mL Sterile Plastic (N/A – lab)	SP2T-250 mL Sterile Plastic (N/A – lab)	BP1N	BP3R-250 mL Plastic (NH2)2SO4 (9.3-9.7)	AGOU-100 mL Amber Unpreserved (N/A) (Cl-)	VSGU-20 mL Scintillation vials (N/A)	DG9U-40 mL Amber Unpreserved vials (N/A)
CC																													
1/13		2	1				2 ✓																		2				
2/14		2	1				2 ✓																		2				
3/15		2	1				2 ✓																		2				
4/16		2	1				2 ✓																		2				
5																													
6																													
7																													
8																													
9																													
10																													
11																													
12																													

pH Adjustment Log for Preserved Samples

Sample ID	Type of Preservative	pH upon receipt	Date preservation adjusted	Time preservation adjusted	Amount of Preservative added	Lot #

Note: Whenever there is a discrepancy affecting North Carolina compliance samples, a copy of this form will be sent to the North Carolina DENR Certification Office (i.e. Out of hold, incorrect preservative, out of temp, incorrect containers.

Pace® Location Requested (City/State):
Pace Analytical Charlotte
9800 Kincey Ave. Suite 100, Huntersville, NC 28078

CHAIN-OF-CUSTODY Analytical Request Document

Chain-of-Custody is a LEGAL DOCUMENT - Complete all relevant fields

LAB USE ONLY- Affix Workorder/Login Label Here

Scan QR Code for instructions

Company Name: Georgia Power- Yates
Street Address: 241 Ralp McGill Blvd NE
Bin 10160
Atlanta, GA 30308
Customer Project #:
Project Name: Plant Yates- R6
Site Collection Info/Facility ID (as applicable):

Contact/Report To: Trey Singleton
Phone #:
E-Mail: rosingle@southernco.com
Cc E-Mail:

Invoice To: Account Payable
Invoice E-Mail: georgiapowerinvoices@southernco.com
Purchase Order # (if applicable): GPC82474-0010
Quote #:

Time Zone Collected: [ ] AK [ ] PT [ ] MT [Y] CT [ ] ET

County / State origin of sample(s): Georgia

Data Deliverables:
[ ] Level II [ ] Level III [ ] Level IV
[ ] EQUIS
[ ] Other

Regulatory Program (DW, RCRA, etc.) as applicable: Reportable [ ] Yes [ ] No

Rush (Pre-approval required):
[ ] Same Day [ ] 1 Day [ ] 2 Day [ ] 3 Day [ ] Other _____

DW PWSID # or WW Permit # as applicable:

Date Results Requested:

Field Filtered (if applicable): [ ] Yes [X] No
Analysis:

* Matrix Codes (Insert in Matrix box below): Drinking Water (DW), Ground Water (GW), Waste Water (WW), Product (P), Soil/Solid (SS), Oil (OL), Wipe (WP), Tissue (TS), Bioassay (B), Vapor (V), Surface Water (SW), Sediment (SED), Sludge (SL), Caulk (CK), Leachate (LL), Biosolid (BS), Other (OT)

Specify Container Size **
Identify Container Preservative Type***
Analysis Requested

**Container Size: (1) 1L, (2) 500mL, (3) 250mL, (4) 125mL, (5) 100mL, (6) 40mL vial, (7) EnCore, (8) TerraCore, (9) 90mL, (10) Other

*** Preservative Types: (1) None, (2) HNO3, (3) H2SO4, (4) HCl, (5) NaOH, (6) Zn Acetate, (7) NaHSO4, (8) Sod. Thiosulfate, (9) Ascorbic Acid, (10) MeOH, (11) Other

Lab Use Only: Proj. Mgr: Bonnie Vang; AcctNum / Client ID:; Table #:; Profile / Template: 16561; Prelog / Bottle Ord. ID: EZ 3364479

Customer Sample ID	Matrix *	Comp / Grab	Composite Start Date	Composite Start Time	Collected or Composite End Date	Collected or Composite End Time	# Cont.	Res. Chlorine Results	Res. Chlorine Units	2320B Alkalinity	2540C Total Dissolved Solids	300.0-Cl, SO4, F	APP III/IV (+Na, Mg, K)	RAD 226/228 (9315/9320)	Sample Comment	Preservation non-conformance identified for sample.
YAT-PZ-37D	WT									X	X	X	X			
YAT-PZ-51	WT									X	X	X	X			
YAT-PZ-52D	WT									X	X	X	X			
YAT-YGWC-50	WT	G	2/19/26	1055						X	X	X	X			
YAT-PZ-54D	WT									X	X	X	X			
YAT-PZ-55	WT									X	X	X	X			
YAT-YGWC-38	WT													X		
YAT-AMA-R6-FD-2	WT													X		
YAT-YGWC-41	WT													X		
YAT-YGWC-42	WT													X		

Additional Instructions from Pace®:

Collected By: (Printed Name) Perry Studebaker
Signature:

Customer Remarks / Special Conditions / Possible Hazards:

Coolers: Thermometer ID: Correction Factor (°C): Obs. Temp. (°C) Corrected Temp. (°C) On Ice:

Relinquished by/Company: (Signature)	Date/Time:	Received by/Company: (Signature)	Date/Time:
Perry Studebaker / Arcadis	2/19/26 1730	[signature]	2/19/26 1730
[signature]	2/20/26 1200	[signature] 2/20/26	2/20/26 1230

Tracking Number:

Delivered by: [ ] In- Person [ ] Courier [ ] FedEX [ ] UPS [ ] Other

Submitting a sample via this chain of custody constitutes acknowledgment and acceptance of the Pace® Terms and Conditions found at https://www.pacelabs.com/resource-library/resource/pace-terms-and-conditions/

Pace Analytical Services, LLC
9800 Kincey Ave. Suite 100
Huntersville, NC 28078
(704)875-9092

March 19, 2026

Trey Singleton
Southern Company
241 Ralp McGill Blvd NE
Bin 10160
Atlanta, GA 30308

RE: Project: YAT-AP-3,A,B/B,R6 RADS
Pace Project No.: 92845359

Dear Trey Singleton:

Enclosed are the analytical results for sample(s) received by the laboratory between February 19, 2026 and February 20, 2026. The results relate only to the samples included in this report. Results reported herein conform to the applicable TNI/NELAC Standards and the laboratory's Quality Manual, where applicable, unless otherwise noted in the body of the report.

The test results provided in this final report were generated by each of the following laboratories within the Pace Network:

- Pace Analytical Services - Greensburg

If you have any questions concerning this report, please feel free to contact me.

Sincerely,

Bonnie Vang

Bonnie Vang
bonnie.vang@pacelabs.com
704-977-0968
Project Manager

Enclosures

cc: Geoffrey Gay, Arcadis-ATL
Laura Midkiff, Southern Company
Alex Simpson, Arcadis
Jessica Ware, Arcadis
Albert Zumbuhl, Arcadis

REPORT OF LABORATORY ANALYSIS

This report shall not be reproduced, except in full,
without the written consent of Pace Analytical Services, LLC.

Pace Analytical Services, LLC
9800 Kincey Ave. Suite 100
Huntersville, NC 28078
(704)875-9092

CERTIFICATIONS

Project: YAT-AP-3,A,B/B,R6 RADS
Pace Project No.: 92845359

Pace Analytical Services Pennsylvania
1638 Roseytown Rd Suites 2,3&4, Greensburg, PA 15601
ANABISO/IEC 17025:2017 Rad Cert#: L24170
Alabama Certification #: 41590
Arizona Certification #: AZ0734
Arkansas Certification
California Certification #: 2950
Colorado Certification #: PA01547
Connecticut Certification #: PH-0694
EPA Region 3 DW Rad
Florida/TNI Certification #: E87683
Georgia Certification #: C040
Guam Certification
Hawaii Certification
Idaho Certification
Illinois Certification
Indiana Certification
Iowa Certification #: 391
Kansas Certification #: E-10358
Kentucky Certification #: KY90133
KY WW Permit #: KY0098221
KY WW Permit #: KY0000221
Louisiana DHH/TNI Certification #: LA010
Louisiana DEQ/TNI Certification #: 04086
Maine Certification #: 2023021
Maryland Certification #: 308
Massachusetts Certification #: M-PA1457
Michigan/PADEP Certification #: 9991
Missouri Certification #: 235
Montana Certification #: Cert0082
Nebraska Certification #: NE-OS-29-14
Nevada Certification #: PA014572023-03
New Hampshire/TNI Certification #: 297622
New Jersey/TNI Certification #: PA051
New Mexico Certification #: PA01457
New York/TNI Certification #: 10888
North Carolina Certification #: 42706
North Dakota Certification #: R-190
Ohio EPA Rad Approval: #41249
Oregon/TNI Certification #: PA200002-015
Pennsylvania/TNI Certification #: 65-00282
Puerto Rico Certification #: PA01457
Rhode Island Certification #: 65-00282
South Dakota Certification
Tennessee Certification #: TN02867
Texas/TNI Certification #: T104704188-22-18
Utah/TNI Certification #: PA014572223-14
USDA Soil Permit #: 525-23-67-77263
Vermont Dept. of Health: ID# VT-0282
Virgin Island/PADEP Certification
Virginia/VELAP Certification #: 460198
Washington Certification #: C868
West Virginia DEP Certification #: 143
West Virginia DHHR Certification #: 9964C
Wisconsin Approve List for Rad

This report shall not be reproduced, except in full,
without the written consent of Pace Analytical Services, LLC.

Pace Analytical Services, LLC
9800 Kincey Ave. Suite 100
Huntersville, NC 28078
(704)875-9092

SAMPLE SUMMARY

Project: YAT-AP-3,A,B/B,R6 RADS
Pace Project No.: 92845359

Lab ID	Sample ID	Matrix	Date Collected	Date Received
92845359001	**YAT-YAMW-1**	Water	02/18/26 11:51	02/19/26 13:15
92845359002	**YAT-AMA-R6-FD-1**	Water	02/18/26 00:00	02/19/26 13:15
92845359003	**YAT-YGWC-36A**	Water	02/18/26 13:42	02/19/26 13:15
92845359004	**YAT-YGWC-24SB**	Water	02/18/26 09:55	02/19/26 13:15
92845359005	**YAT-YGWC-43**	Water	02/18/26 15:38	02/19/26 13:15
92845359006	**YAT-PZ-51**	Water	02/18/26 16:45	02/19/26 13:15
92845359007	**YAT-AMA-R6-FB-1**	Water	02/18/26 10:40	02/19/26 13:15
92845359008	**YAT-PZ-54D**	Water	02/18/26 09:30	02/19/26 13:15
92845359009	**YAT-YGWC-38**	Water	02/18/26 15:55	02/19/26 13:15
92845359010	**YAT-PZ-37**	Water	02/18/26 13:40	02/19/26 13:15
92845359011	**YAT-PZ-37D**	Water	02/18/26 12:10	02/19/26 13:15
92845359012	**YAT-PZ-52D**	Water	02/18/26 10:05	02/19/26 13:15
92845359013	**YAT-AMA-R6-FD-2**	Water	02/18/26 00:00	02/19/26 13:15
92845359014	**YAT-YGWC-41**	Water	02/19/26 08:45	02/20/26 12:30
92845359015	**YAT-YAMW-2**	Water	02/19/26 16:45	02/20/26 12:30
92845359016	**YAT-YAMW-4**	Water	02/19/26 10:25	02/20/26 12:30
92845359017	**YAT-YGWC-49**	Water	02/19/26 15:25	02/20/26 12:30
92845359018	**YAT-YGWC-42**	Water	02/19/26 12:25	02/20/26 12:30
92845359019	**YAT-YAMW-3**	Water	02/19/26 09:03	02/20/26 12:30
92845359020	**YAT-YGWC-23S**	Water	02/19/26 11:00	02/20/26 12:30
92845359021	**YAT-YAMW-5**	Water	02/19/26 08:55	02/20/26 12:30
92845359022	**YAT-AMA-R6-EB-1**	Water	02/19/26 16:00	02/20/26 12:30
92845359023	**YAT-PZ-55**	Water	02/19/26 13:55	02/20/26 12:30

This report shall not be reproduced, except in full,
without the written consent of Pace Analytical Services, LLC.

Pace Analytical Services, LLC
9800 Kincey Ave. Suite 100
Huntersville, NC 28078
(704)875-9092

SAMPLE ANALYTE COUNT

Project: YAT-AP-3,A,B/B,R6 RADS
Pace Project No.: 92845359

Lab ID	Sample ID	Method	Analysts	Analytes Reported	Laboratory
92845359001	**YAT-YAMW-1**	EPA 9315	SLC	1	PASI-PA
		EPA 9320	JJS1	1	PASI-PA
		Total Radium Calculation	LAL	1	PASI-PA
92845359002	**YAT-AMA-R6-FD-1**	EPA 9315	SLC	1	PASI-PA
		EPA 9320	JJS1	1	PASI-PA
		Total Radium Calculation	LAL	1	PASI-PA
92845359003	**YAT-YGWC-36A**	EPA 9315	SLC	1	PASI-PA
		EPA 9320	JJS1	1	PASI-PA
		Total Radium Calculation	LAL	1	PASI-PA
92845359004	**YAT-YGWC-24SB**	EPA 9315	SLC	1	PASI-PA
		EPA 9320	JJS1	1	PASI-PA
		Total Radium Calculation	LAL	1	PASI-PA
92845359005	**YAT-YGWC-43**	EPA 9315	SLC	1	PASI-PA
		EPA 9320	JJS1	1	PASI-PA
		Total Radium Calculation	LAL	1	PASI-PA
92845359006	**YAT-PZ-51**	EPA 9315	SLC	1	PASI-PA
		EPA 9320	JJS1	1	PASI-PA
		Total Radium Calculation	LAL	1	PASI-PA
92845359007	**YAT-AMA-R6-FB-1**	EPA 9315	SLC	1	PASI-PA
		EPA 9320	JJS1	1	PASI-PA
		Total Radium Calculation	LAL	1	PASI-PA
92845359008	**YAT-PZ-54D**	EPA 9315	SLC	1	PASI-PA
		EPA 9320	JJS1	1	PASI-PA
		Total Radium Calculation	LAL	1	PASI-PA
92845359009	**YAT-YGWC-38**	EPA 9315	SLC	1	PASI-PA
		EPA 9320	JJS1	1	PASI-PA
		Total Radium Calculation	LAL	1	PASI-PA
92845359010	**YAT-PZ-37**	EPA 9315	SLC	1	PASI-PA
		EPA 9320	JJS1	1	PASI-PA
		Total Radium Calculation	LAL	1	PASI-PA
92845359011	**YAT-PZ-37D**	EPA 9315	SLC	1	PASI-PA
		EPA 9320	JJS1	1	PASI-PA
		Total Radium Calculation	LAL	1	PASI-PA
92845359012	**YAT-PZ-52D**	EPA 9315	SLC	1	PASI-PA
		EPA 9320	JJS1	1	PASI-PA
		Total Radium Calculation	LAL	1	PASI-PA
92845359013	**YAT-AMA-R6-FD-2**	EPA 9315	SLC	1	PASI-PA

This report shall not be reproduced, except in full,
without the written consent of Pace Analytical Services, LLC.

Pace Analytical Services, LLC
9800 Kincey Ave. Suite 100
Huntersville, NC 28078
(704)875-9092

SAMPLE ANALYTE COUNT

Project: YAT-AP-3,A,B/B,R6 RADS
Pace Project No.: 92845359

Lab ID	Sample ID	Method	Analysts	Analytes Reported	Laboratory
		EPA 9320	JJS1	1	PASI-PA
		Total Radium Calculation	LAL	1	PASI-PA
92845359014	**YAT-YGWC-41**	EPA 9315	SLC	1	PASI-PA
		EPA 9320	JJS1	1	PASI-PA
		Total Radium Calculation	JAL	1	PASI-PA
92845359015	**YAT-YAMW-2**	EPA 9315	SLC	1	PASI-PA
		EPA 9320	JJS1	1	PASI-PA
		Total Radium Calculation	JAL	1	PASI-PA
92845359016	**YAT-YAMW-4**	EPA 9315	SLC	1	PASI-PA
		EPA 9320	JJS1	1	PASI-PA
		Total Radium Calculation	JAL	1	PASI-PA
92845359017	**YAT-YGWC-49**	EPA 9315	SLC	1	PASI-PA
		EPA 9320	JJS1	1	PASI-PA
		Total Radium Calculation	JAL	1	PASI-PA
92845359018	**YAT-YGWC-42**	EPA 9315	SLC	1	PASI-PA
		EPA 9320	JJS1	1	PASI-PA
		Total Radium Calculation	JAL	1	PASI-PA
92845359019	**YAT-YAMW-3**	EPA 9315	SLC	1	PASI-PA
		EPA 9320	JJS1	1	PASI-PA
		Total Radium Calculation	JAL	1	PASI-PA
92845359020	**YAT-YGWC-23S**	EPA 9315	SLC	1	PASI-PA
		EPA 9320	JJS1	1	PASI-PA
		Total Radium Calculation	JAL	1	PASI-PA
92845359021	**YAT-YAMW-5**	EPA 9315	SLC	1	PASI-PA
		EPA 9320	JJS1	1	PASI-PA
		Total Radium Calculation	JAL	1	PASI-PA
92845359022	**YAT-AMA-R6-EB-1**	EPA 9315	SLC	1	PASI-PA
		EPA 9320	JJS1	1	PASI-PA
		Total Radium Calculation	JAL	1	PASI-PA
92845359023	**YAT-PZ-55**	EPA 9315	SLC	1	PASI-PA
		EPA 9320	JJS1	1	PASI-PA
		Total Radium Calculation	JAL	1	PASI-PA

PASI-PA = Pace Analytical Services - Greensburg

This report shall not be reproduced, except in full,
without the written consent of Pace Analytical Services, LLC.

Pace Analytical Services, LLC
9800 Kincey Ave. Suite 100
Huntersville, NC 28078
(704)875-9092

SUMMARY OF DETECTION

Project: YAT-AP-3,A,B/B,R6 RADS
Pace Project No.: 92845359

Lab Sample ID Method	Client Sample ID Parameters	Result	Units	Report Limit	Analyzed	Qualifiers
92845359001	**YAT-YAMW-1**					
EPA 9315	Radium-226	0.0655U ± 0.181 (0.435) C:78% T:NA	pCi/L		03/09/26 09:48	
EPA 9320	Radium-228	0.212U ± 0.333 (0.720) C:81% T:85%	pCi/L		03/12/26 12:11	
Total Radium Calculation	Total Radium	0.278U ± 0.514 (1.16)	pCi/L		03/18/26 12:09	
92845359002	**YAT-AMA-R6-FD-1**					
EPA 9315	Radium-226	0.205U ± 0.198 (0.383) C:84% T:NA	pCi/L		03/09/26 09:48	
EPA 9320	Radium-228	0.320U ± 0.270 (0.538) C:87% T:94%	pCi/L		03/12/26 12:12	
Total Radium Calculation	Total Radium	0.525U ± 0.468 (0.921)	pCi/L		03/18/26 12:09	
92845359003	**YAT-YGWC-36A**					
EPA 9315	Radium-226	0.190U ± 0.273 (0.595) C:51% T:NA	pCi/L		03/09/26 10:52	
EPA 9320	Radium-228	-0.0544U ± 0.288 (0.690) C:85% T:84%	pCi/L		03/12/26 12:12	
Total Radium Calculation	Total Radium	0.190U ± 0.561 (1.29)	pCi/L		03/18/26 12:09	
92845359004	**YAT-YGWC-24SB**					
EPA 9315	Radium-226	0.0508U ± 0.199 (0.494) C:65% T:NA	pCi/L		03/09/26 13:55	
EPA 9320	Radium-228	0.191U ± 0.312 (0.679) C:83% T:87%	pCi/L		03/12/26 12:12	
Total Radium Calculation	Total Radium	0.242U ± 0.511 (1.17)	pCi/L		03/18/26 12:09	

This report shall not be reproduced, except in full,
without the written consent of Pace Analytical Services, LLC.

Pace Analytical Services, LLC
9800 Kincey Ave. Suite 100
Huntersville, NC 28078
(704)875-9092

SUMMARY OF DETECTION

Project: YAT-AP-3,A,B/B,R6 RADS
Pace Project No.: 92845359

Lab Sample ID Method	Client Sample ID Parameters	Result	Units	Report Limit	Analyzed	Qualifiers
92845359005	**YAT-YGWC-43**					
EPA 9315	Radium-226	2.99 ± 0.666 (0.400) C:89% T:NA	pCi/L		03/09/26 13:55	
EPA 9320	Radium-228	0.515U ± 0.322 (0.591) C:78% T:87%	pCi/L		03/12/26 12:12	
Total Radium Calculation	Total Radium	3.51 ± 0.988 (0.991)	pCi/L		03/18/26 12:09	
92845359006	**YAT-PZ-51**					
EPA 9315	Radium-226	0.455 ± 0.233 (0.320) C:84% T:NA	pCi/L		03/09/26 13:57	
EPA 9320	Radium-228	0.322U ± 0.297 (0.602) C:79% T:91%	pCi/L		03/12/26 12:12	
Total Radium Calculation	Total Radium	0.777U ± 0.530 (0.922)	pCi/L		03/18/26 12:09	
92845359007	**YAT-AMA-R6-FB-1**					
EPA 9315	Radium-226	0.129U ± 0.185 (0.404) C:77% T:NA	pCi/L		03/09/26 13:42	
EPA 9320	Radium-228	0.222U ± 0.426 (0.937) C:80% T:81%	pCi/L		03/17/26 15:04	
Total Radium Calculation	Total Radium	0.351U ± 0.611 (1.34)	pCi/L		03/18/26 12:09	
92845359008	**YAT-PZ-54D**					
EPA 9315	Radium-226	0.206U ± 0.203 (0.405) C:84% T:NA	pCi/L		03/09/26 13:42	
EPA 9320	Radium-228	0.668U ± 0.454 (0.878) C:85% T:77%	pCi/L		03/17/26 15:04	
Total Radium Calculation	Total Radium	0.874U ± 0.657 (1.28)	pCi/L		03/18/26 12:09	

This report shall not be reproduced, except in full,
without the written consent of Pace Analytical Services, LLC.

Pace Analytical Services, LLC
9800 Kincey Ave. Suite 100
Huntersville, NC 28078
(704)875-9092

SUMMARY OF DETECTION

Project: YAT-AP-3,A,B/B,R6 RADS
Pace Project No.: 92845359

Lab Sample ID Method	Client Sample ID Parameters	Result	Units	Report Limit	Analyzed	Qualifiers
92845359009	**YAT-YGWC-38**					
EPA 9315	Radium-226	0.211U ± 0.191 (0.367) C:88% T:NA	pCi/L		03/09/26 13:42	
EPA 9320	Radium-228	0.771U ± 0.453 (0.838) C:86% T:77%	pCi/L		03/17/26 15:04	
Total Radium Calculation	Total Radium	0.982U ± 0.644 (1.21)	pCi/L		03/18/26 12:09	
92845359010	**YAT-PZ-37**					
EPA 9315	Radium-226	0.303U ± 0.202 (0.346) C:87% T:NA	pCi/L		03/09/26 13:42	
EPA 9320	Radium-228	0.793 ± 0.364 (0.598) C:82% T:94%	pCi/L		03/12/26 12:13	
Total Radium Calculation	Total Radium	1.10 ± 0.566 (0.944)	pCi/L		03/18/26 12:09	
92845359011	**YAT-PZ-37D**					
EPA 9315	Radium-226	3.90 ± 0.822 (0.426) C:80% T:NA	pCi/L		03/09/26 13:42	
EPA 9320	Radium-228	2.90 ± 0.735 (0.640) C:82% T:88%	pCi/L		03/12/26 12:13	
Total Radium Calculation	Total Radium	6.80 ± 1.56 (1.07)	pCi/L		03/18/26 12:09	
92845359012	**YAT-PZ-52D**					
EPA 9315	Radium-226	0.233U ± 0.202 (0.381) C:81% T:NA	pCi/L		03/09/26 13:52	
EPA 9320	Radium-228	0.250U ± 0.360 (0.773) C:76% T:85%	pCi/L		03/12/26 12:13	
Total Radium Calculation	Total Radium	0.483U ± 0.562 (1.15)	pCi/L		03/18/26 12:09	

This report shall not be reproduced, except in full,
without the written consent of Pace Analytical Services, LLC.

Pace Analytical Services, LLC
9800 Kincey Ave. Suite 100
Huntersville, NC 28078
(704)875-9092

SUMMARY OF DETECTION

Project: YAT-AP-3,A,B/B,R6 RADS
Pace Project No.: 92845359

Lab Sample ID Method	Client Sample ID Parameters	Result	Units	Report Limit	Analyzed	Qualifiers
92845359013	**YAT-AMA-R6-FD-2**					
EPA 9315	Radium-226	0.109U ± 0.176 (0.390) C:76% T:NA	pCi/L		03/09/26 13:52	
EPA 9320	Radium-228	-0.311U ± 0.308 (0.771) C:82% T:88%	pCi/L		03/12/26 12:14	
Total Radium Calculation	Total Radium	0.109U ± 0.484 (1.16)	pCi/L		03/18/26 12:09	
92845359014	**YAT-YGWC-41**					
EPA 9315	Radium-226	0.0551U ± 0.147 (0.354) C:79% T:NA	pCi/L		03/16/26 08:11	
EPA 9320	Radium-228	0.473U ± 0.388 (0.774) C:76% T:84%	pCi/L		03/12/26 15:31	
Total Radium Calculation	Total Radium	0.528U ± 0.535 (1.13)	pCi/L		03/17/26 15:21	
92845359015	**YAT-YAMW-2**					
EPA 9315	Radium-226	0.0907U ± 0.126 (0.270) C:91% T:NA	pCi/L		03/16/26 08:11	
EPA 9320	Radium-228	0.409U ± 0.312 (0.604) C:73% T:93%	pCi/L		03/12/26 15:31	
Total Radium Calculation	Total Radium	0.500U ± 0.438 (0.874)	pCi/L		03/17/26 15:21	
92845359016	**YAT-YAMW-4**					
EPA 9315	Radium-226	0.122U ± 0.141 (0.288) C:87% T:NA	pCi/L		03/16/26 08:11	
EPA 9320	Radium-228	0.465U ± 0.326 (0.624) C:80% T:89%	pCi/L		03/12/26 15:31	
Total Radium Calculation	Total Radium	0.587U ± 0.467 (0.912)	pCi/L		03/17/26 15:21	

This report shall not be reproduced, except in full,
without the written consent of Pace Analytical Services, LLC.

Pace Analytical Services, LLC
9800 Kincey Ave. Suite 100
Huntersville, NC 28078
(704)875-9092

SUMMARY OF DETECTION

Project: YAT-AP-3,A,B/B,R6 RADS
Pace Project No.: 92845359

Lab Sample ID Method	Client Sample ID Parameters	Result	Units	Report Limit	Analyzed	Qualifiers
92845359017	**YAT-YGWC-49**					
EPA 9315	Radium-226	0.0973U ± 0.176 (0.402) C:86% T:NA	pCi/L		03/16/26 08:12	
EPA 9320	Radium-228	0.403U ± 0.436 (0.915) C:79% T:86%	pCi/L		03/12/26 15:31	
Total Radium Calculation	Total Radium	0.500U ± 0.612 (1.32)	pCi/L		03/17/26 15:21	
92845359018	**YAT-YGWC-42**					
EPA 9315	Radium-226	0.254U ± 0.217 (0.426) C:84% T:NA	pCi/L		03/16/26 08:12	
EPA 9320	Radium-228	0.338U ± 0.409 (0.866) C:78% T:86%	pCi/L		03/12/26 15:31	
Total Radium Calculation	Total Radium	0.592U ± 0.626 (1.29)	pCi/L		03/17/26 15:21	
92845359019	**YAT-YAMW-3**					
EPA 9315	Radium-226	0.999 ± 0.346 (0.427) C:83% T:NA	pCi/L		03/16/26 08:12	
EPA 9320	Radium-228	0.895U ± 0.508 (0.936) C:78% T:82%	pCi/L		03/12/26 15:31	
Total Radium Calculation	Total Radium	1.89 ± 0.854 (1.36)	pCi/L		03/17/26 15:21	
92845359020	**YAT-YGWC-23S**					
EPA 9315	Radium-226	0.208U ± 0.218 (0.452) C:78% T:NA	pCi/L		03/16/26 08:12	
EPA 9320	Radium-228	0.338U ± 0.372 (0.775) C:76% T:80%	pCi/L		03/12/26 15:32	
Total Radium Calculation	Total Radium	0.546U ± 0.590 (1.23)	pCi/L		03/17/26 15:21	

This report shall not be reproduced, except in full,
without the written consent of Pace Analytical Services, LLC.

Pace Analytical Services, LLC
9800 Kincey Ave. Suite 100
Huntersville, NC 28078
(704)875-9092

SUMMARY OF DETECTION

Project: YAT-AP-3,A,B/B,R6 RADS
Pace Project No.: 92845359

Lab Sample ID Method	Client Sample ID Parameters	Result	Units	Report Limit	Analyzed	Qualifiers
92845359021	**YAT-YAMW-5**					
EPA 9315	Radium-226	0.136U ± 0.163 (0.340) C:87% T:NA	pCi/L		03/16/26 08:12	
EPA 9320	Radium-228	0.467U ± 0.382 (0.753) C:74% T:84%	pCi/L		03/12/26 15:32	
Total Radium Calculation	Total Radium	0.603U ± 0.545 (1.09)	pCi/L		03/17/26 15:21	
92845359022	**YAT-AMA-R6-EB-1**					
EPA 9315	Radium-226	0.154U ± 0.176 (0.364) C:83% T:NA	pCi/L		03/16/26 08:12	
EPA 9320	Radium-228	0.162U ± 0.327 (0.722) C:76% T:94%	pCi/L		03/12/26 15:32	
Total Radium Calculation	Total Radium	0.316U ± 0.503 (1.09)	pCi/L		03/17/26 15:21	
92845359023	**YAT-PZ-55**					
EPA 9315	Radium-226	0.387 ± 0.231 (0.370) C:76% T:NA	pCi/L		03/16/26 08:13	
EPA 9320	Radium-228	0.183U ± 0.414 (0.916) C:78% T:79%	pCi/L		03/12/26 15:32	
Total Radium Calculation	Total Radium	0.570U ± 0.645 (1.29)	pCi/L		03/17/26 15:21	

This report shall not be reproduced, except in full,
without the written consent of Pace Analytical Services, LLC.

Pace Analytical Services, LLC
9800 Kincey Ave. Suite 100
Huntersville, NC 28078
(704)875-9092

ANALYTICAL RESULTS - RADIOCHEMISTRY

Project: YAT-AP-3,A,B/B,R6 RADS
Pace Project No.: 92845359

Sample: YAT-YAMW-1 **Lab ID: 92845359001** Collected: 02/18/26 11:51 Received: 02/19/26 13:15 Matrix: Water
PWS: Site ID: Sample Type:

Parameters	Method	Act ± Unc (MDC) Carr Trac	Units	Analyzed	CAS No.	Qual
	Pace Analytical Services - Greensburg					
Radium-226	EPA 9315	**0.0655U ± 0.181 (0.435)** **C:78% T:NA**	pCi/L	03/09/26 09:48	13982-63-3	
	Pace Analytical Services - Greensburg					
Radium-228	EPA 9320	**0.212U ± 0.333 (0.720)** **C:81% T:85%**	pCi/L	03/12/26 12:11	15262-20-1	
	Pace Analytical Services - Greensburg					
Total Radium	Total Radium Calculation	**0.278U ± 0.514 (1.16)**	pCi/L	03/18/26 12:09	7440-14-4	

This report shall not be reproduced, except in full,
without the written consent of Pace Analytical Services, LLC.

Pace Analytical Services, LLC
9800 Kincey Ave. Suite 100
Huntersville, NC 28078
(704)875-9092

ANALYTICAL RESULTS - RADIOCHEMISTRY

Project: YAT-AP-3,A,B/B,R6 RADS
Pace Project No.: 92845359

Sample: YAT-AMA-R6-FD-1 **Lab ID: 92845359002** Collected: 02/18/26 00:00 Received: 02/19/26 13:15 Matrix: Water
PWS: Site ID: Sample Type:

Parameters	Method	Act ± Unc (MDC) Carr Trac	Units	Analyzed	CAS No.	Qual
	Pace Analytical Services - Greensburg					
Radium-226	EPA 9315	**0.205U ± 0.198 (0.383) C:84% T:NA**	pCi/L	03/09/26 09:48	13982-63-3	
	Pace Analytical Services - Greensburg					
Radium-228	EPA 9320	**0.320U ± 0.270 (0.538) C:87% T:94%**	pCi/L	03/12/26 12:12	15262-20-1	
	Pace Analytical Services - Greensburg					
Total Radium	Total Radium Calculation	**0.525U ± 0.468 (0.921)**	pCi/L	03/18/26 12:09	7440-14-4	

This report shall not be reproduced, except in full,
without the written consent of Pace Analytical Services, LLC.

Pace Analytical Services, LLC
9800 Kincey Ave. Suite 100
Huntersville, NC 28078
(704)875-9092

ANALYTICAL RESULTS - RADIOCHEMISTRY

Project: YAT-AP-3,A,B/B,R6 RADS
Pace Project No.: 92845359

Sample: YAT-YGWC-36A **Lab ID: 92845359003** Collected: 02/18/26 13:42 Received: 02/19/26 13:15 Matrix: Water
PWS: Site ID: Sample Type:

Parameters	Method	Act ± Unc (MDC) Carr Trac	Units	Analyzed	CAS No.	Qual
	Pace Analytical Services - Greensburg					
Radium-226	EPA 9315	**0.190U ± 0.273 (0.595)** **C:51% T:NA**	pCi/L	03/09/26 10:52	13982-63-3	
	Pace Analytical Services - Greensburg					
Radium-228	EPA 9320	**-0.0544U ± 0.288 (0.690)** **C:85% T:84%**	pCi/L	03/12/26 12:12	15262-20-1	
	Pace Analytical Services - Greensburg					
Total Radium	Total Radium Calculation	**0.190U ± 0.561 (1.29)**	pCi/L	03/18/26 12:09	7440-14-4	

This report shall not be reproduced, except in full,
without the written consent of Pace Analytical Services, LLC.

Pace Analytical Services, LLC
9800 Kincey Ave. Suite 100
Huntersville, NC 28078
(704)875-9092

ANALYTICAL RESULTS - RADIOCHEMISTRY

Project: YAT-AP-3,A,B/B,R6 RADS
Pace Project No.: 92845359

Sample: YAT-YGWC-24SB **Lab ID: 92845359004** Collected: 02/18/26 09:55 Received: 02/19/26 13:15 Matrix: Water
PWS: Site ID: Sample Type:

Parameters	Method	Act ± Unc (MDC) Carr Trac	Units	Analyzed	CAS No.	Qual
	Pace Analytical Services - Greensburg					
Radium-226	EPA 9315	**0.0508U ± 0.199 (0.494)** **C:65% T:NA**	pCi/L	03/09/26 13:55	13982-63-3	
	Pace Analytical Services - Greensburg					
Radium-228	EPA 9320	**0.191U ± 0.312 (0.679)** **C:83% T:87%**	pCi/L	03/12/26 12:12	15262-20-1	
	Pace Analytical Services - Greensburg					
Total Radium	Total Radium Calculation	**0.242U ± 0.511 (1.17)**	pCi/L	03/18/26 12:09	7440-14-4	

This report shall not be reproduced, except in full,
without the written consent of Pace Analytical Services, LLC.

Pace Analytical Services, LLC
9800 Kincey Ave. Suite 100
Huntersville, NC 28078
(704)875-9092

ANALYTICAL RESULTS - RADIOCHEMISTRY

Project: YAT-AP-3,A,B/B,R6 RADS
Pace Project No.: 92845359

Sample: YAT-YGWC-43 **Lab ID: 92845359005** Collected: 02/18/26 15:38 Received: 02/19/26 13:15 Matrix: Water
PWS: Site ID: Sample Type:

Parameters	Method	Act ± Unc (MDC) Carr Trac	Units	Analyzed	CAS No.	Qual
	Pace Analytical Services - Greensburg					
Radium-226	EPA 9315	**2.99 ± 0.666 (0.400) C:89% T:NA**	pCi/L	03/09/26 13:55	13982-63-3	
	Pace Analytical Services - Greensburg					
Radium-228	EPA 9320	**0.515U ± 0.322 (0.591) C:78% T:87%**	pCi/L	03/12/26 12:12	15262-20-1	
	Pace Analytical Services - Greensburg					
Total Radium	Total Radium Calculation	**3.51 ± 0.988 (0.991)**	pCi/L	03/18/26 12:09	7440-14-4	

This report shall not be reproduced, except in full,
without the written consent of Pace Analytical Services, LLC.

Pace Analytical Services, LLC
9800 Kincey Ave. Suite 100
Huntersville, NC 28078
(704)875-9092

ANALYTICAL RESULTS - RADIOCHEMISTRY

Project: YAT-AP-3,A,B/B,R6 RADS
Pace Project No.: 92845359

Sample: YAT-PZ-51 **Lab ID: 92845359006** Collected: 02/18/26 16:45 Received: 02/19/26 13:15 Matrix: Water
PWS: Site ID: Sample Type:

Parameters	Method	Act ± Unc (MDC) Carr Trac	Units	Analyzed	CAS No.	Qual
	Pace Analytical Services - Greensburg					
Radium-226	EPA 9315	**0.455 ± 0.233 (0.320)** **C:84% T:NA**	pCi/L	03/09/26 13:57	13982-63-3	
	Pace Analytical Services - Greensburg					
Radium-228	EPA 9320	**0.322U ± 0.297 (0.602)** **C:79% T:91%**	pCi/L	03/12/26 12:12	15262-20-1	
	Pace Analytical Services - Greensburg					
Total Radium	Total Radium Calculation	**0.777U ± 0.530 (0.922)**	pCi/L	03/18/26 12:09	7440-14-4	

This report shall not be reproduced, except in full,
without the written consent of Pace Analytical Services, LLC.

Pace Analytical Services, LLC
9800 Kincey Ave. Suite 100
Huntersville, NC 28078
(704)875-9092

ANALYTICAL RESULTS - RADIOCHEMISTRY

Project: YAT-AP-3,A,B/B,R6 RADS
Pace Project No.: 92845359

Sample: YAT-AMA-R6-FB-1 **Lab ID: 92845359007** Collected: 02/18/26 10:40 Received: 02/19/26 13:15 Matrix: Water
PWS: Site ID: Sample Type:

Parameters	Method	Act ± Unc (MDC) Carr Trac	Units	Analyzed	CAS No.	Qual
	Pace Analytical Services - Greensburg					
Radium-226	EPA 9315	**0.129U ± 0.185 (0.404)** **C:77% T:NA**	pCi/L	03/09/26 13:42	13982-63-3	
	Pace Analytical Services - Greensburg					
Radium-228	EPA 9320	**0.222U ± 0.426 (0.937)** **C:80% T:81%**	pCi/L	03/17/26 15:04	15262-20-1	
	Pace Analytical Services - Greensburg					
Total Radium	Total Radium Calculation	**0.351U ± 0.611 (1.34)**	pCi/L	03/18/26 12:09	7440-14-4	

This report shall not be reproduced, except in full,
without the written consent of Pace Analytical Services, LLC.

Pace Analytical Services, LLC
9800 Kincey Ave. Suite 100
Huntersville, NC 28078
(704)875-9092

ANALYTICAL RESULTS - RADIOCHEMISTRY

Project: YAT-AP-3,A,B/B,R6 RADS
Pace Project No.: 92845359

Sample: YAT-PZ-54D **Lab ID: 92845359008** Collected: 02/18/26 09:30 Received: 02/19/26 13:15 Matrix: Water
PWS: Site ID: Sample Type:

Parameters	Method	Act ± Unc (MDC) Carr Trac	Units	Analyzed	CAS No.	Qual
	Pace Analytical Services - Greensburg					
Radium-226	EPA 9315	**0.206U ± 0.203 (0.405)** **C:84% T:NA**	pCi/L	03/09/26 13:42	13982-63-3	
	Pace Analytical Services - Greensburg					
Radium-228	EPA 9320	**0.668U ± 0.454 (0.878)** **C:85% T:77%**	pCi/L	03/17/26 15:04	15262-20-1	
	Pace Analytical Services - Greensburg					
Total Radium	Total Radium Calculation	**0.874U ± 0.657 (1.28)**	pCi/L	03/18/26 12:09	7440-14-4	

This report shall not be reproduced, except in full,
without the written consent of Pace Analytical Services, LLC.

Pace Analytical Services, LLC
9800 Kincey Ave. Suite 100
Huntersville, NC 28078
(704)875-9092

ANALYTICAL RESULTS - RADIOCHEMISTRY

Project: YAT-AP-3,A,B/B,R6 RADS
Pace Project No.: 92845359

Sample: YAT-YGWC-38 **Lab ID: 92845359009** Collected: 02/18/26 15:55 Received: 02/19/26 13:15 Matrix: Water
PWS: Site ID: Sample Type:

Parameters	Method	Act ± Unc (MDC) Carr Trac	Units	Analyzed	CAS No.	Qual
	Pace Analytical Services - Greensburg					
Radium-226	EPA 9315	**0.211U ± 0.191 (0.367)** **C:88% T:NA**	pCi/L	03/09/26 13:42	13982-63-3	
	Pace Analytical Services - Greensburg					
Radium-228	EPA 9320	**0.771U ± 0.453 (0.838)** **C:86% T:77%**	pCi/L	03/17/26 15:04	15262-20-1	
	Pace Analytical Services - Greensburg					
Total Radium	Total Radium Calculation	**0.982U ± 0.644 (1.21)**	pCi/L	03/18/26 12:09	7440-14-4	

This report shall not be reproduced, except in full,
without the written consent of Pace Analytical Services, LLC.

Pace Analytical Services, LLC
9800 Kincey Ave. Suite 100
Huntersville, NC 28078
(704)875-9092

ANALYTICAL RESULTS - RADIOCHEMISTRY

Project: YAT-AP-3,A,B/B,R6 RADS
Pace Project No.: 92845359

Sample: YAT-PZ-37 **Lab ID: 92845359010** Collected: 02/18/26 13:40 Received: 02/19/26 13:15 Matrix: Water
PWS: Site ID: Sample Type:

Parameters	Method	Act ± Unc (MDC) Carr Trac	Units	Analyzed	CAS No.	Qual
	Pace Analytical Services - Greensburg					
Radium-226	EPA 9315	**0.303U ± 0.202 (0.346) C:87% T:NA**	pCi/L	03/09/26 13:42	13982-63-3	
	Pace Analytical Services - Greensburg					
Radium-228	EPA 9320	**0.793 ± 0.364 (0.598) C:82% T:94%**	pCi/L	03/12/26 12:13	15262-20-1	
	Pace Analytical Services - Greensburg					
Total Radium	Total Radium Calculation	**1.10 ± 0.566 (0.944)**	pCi/L	03/18/26 12:09	7440-14-4	

This report shall not be reproduced, except in full,
without the written consent of Pace Analytical Services, LLC.

Pace Analytical Services, LLC
9800 Kincey Ave. Suite 100
Huntersville, NC 28078
(704)875-9092

ANALYTICAL RESULTS - RADIOCHEMISTRY

Project: YAT-AP-3,A,B/B,R6 RADS
Pace Project No.: 92845359

Sample: YAT-PZ-37D **Lab ID: 92845359011** Collected: 02/18/26 12:10 Received: 02/19/26 13:15 Matrix: Water
PWS: Site ID: Sample Type:

Parameters	Method	Act ± Unc (MDC) Carr Trac	Units	Analyzed	CAS No.	Qual
	Pace Analytical Services - Greensburg					
Radium-226	EPA 9315	**3.90 ± 0.822 (0.426) C:80% T:NA**	pCi/L	03/09/26 13:42	13982-63-3	
	Pace Analytical Services - Greensburg					
Radium-228	EPA 9320	**2.90 ± 0.735 (0.640) C:82% T:88%**	pCi/L	03/12/26 12:13	15262-20-1	
	Pace Analytical Services - Greensburg					
Total Radium	Total Radium Calculation	**6.80 ± 1.56 (1.07)**	pCi/L	03/18/26 12:09	7440-14-4	

This report shall not be reproduced, except in full,
without the written consent of Pace Analytical Services, LLC.

Pace Analytical Services, LLC
9800 Kincey Ave. Suite 100
Huntersville, NC 28078
(704)875-9092

ANALYTICAL RESULTS - RADIOCHEMISTRY

Project: YAT-AP-3,A,B/B,R6 RADS
Pace Project No.: 92845359

Sample: YAT-PZ-52D **Lab ID: 92845359012** Collected: 02/18/26 10:05 Received: 02/19/26 13:15 Matrix: Water
PWS: Site ID: Sample Type:

Parameters	Method	Act ± Unc (MDC) Carr Trac	Units	Analyzed	CAS No.	Qual
	Pace Analytical Services - Greensburg					
Radium-226	EPA 9315	**0.233U ± 0.202 (0.381)** **C:81% T:NA**	pCi/L	03/09/26 13:52	13982-63-3	
	Pace Analytical Services - Greensburg					
Radium-228	EPA 9320	**0.250U ± 0.360 (0.773)** **C:76% T:85%**	pCi/L	03/12/26 12:13	15262-20-1	
	Pace Analytical Services - Greensburg					
Total Radium	Total Radium Calculation	**0.483U ± 0.562 (1.15)**	pCi/L	03/18/26 12:09	7440-14-4	

This report shall not be reproduced, except in full,
without the written consent of Pace Analytical Services, LLC.

Pace Analytical Services, LLC
9800 Kincey Ave. Suite 100
Huntersville, NC 28078
(704)875-9092

ANALYTICAL RESULTS - RADIOCHEMISTRY

Project: YAT-AP-3,A,B/B,R6 RADS
Pace Project No.: 92845359

Sample: YAT-AMA-R6-FD-2 **Lab ID: 92845359013** Collected: 02/18/26 00:00 Received: 02/19/26 13:15 Matrix: Water
PWS: Site ID: Sample Type:

Parameters	Method	Act ± Unc (MDC) Carr Trac	Units	Analyzed	CAS No.	Qual
	Pace Analytical Services - Greensburg					
Radium-226	EPA 9315	**0.109U ± 0.176 (0.390)** **C:76% T:NA**	pCi/L	03/09/26 13:52	13982-63-3	
	Pace Analytical Services - Greensburg					
Radium-228	EPA 9320	**-0.311U ± 0.308 (0.771)** **C:82% T:88%**	pCi/L	03/12/26 12:14	15262-20-1	
	Pace Analytical Services - Greensburg					
Total Radium	Total Radium Calculation	**0.109U ± 0.484 (1.16)**	pCi/L	03/18/26 12:09	7440-14-4	

This report shall not be reproduced, except in full,
without the written consent of Pace Analytical Services, LLC.

Pace Analytical Services, LLC
9800 Kincey Ave. Suite 100
Huntersville, NC 28078
(704)875-9092

ANALYTICAL RESULTS - RADIOCHEMISTRY

Project: YAT-AP-3,A,B/B,R6 RADS
Pace Project No.: 92845359

Sample: YAT-YGWC-41 **Lab ID: 92845359014** Collected: 02/19/26 08:45 Received: 02/20/26 12:30 Matrix: Water
PWS: Site ID: Sample Type:

Parameters	Method	Act ± Unc (MDC) Carr Trac	Units	Analyzed	CAS No.	Qual
	Pace Analytical Services - Greensburg					
Radium-226	EPA 9315	**0.0551U ± 0.147 (0.354)** **C:79% T:NA**	pCi/L	03/16/26 08:11	13982-63-3	
	Pace Analytical Services - Greensburg					
Radium-228	EPA 9320	**0.473U ± 0.388 (0.774)** **C:76% T:84%**	pCi/L	03/12/26 15:31	15262-20-1	
	Pace Analytical Services - Greensburg					
Total Radium	Total Radium Calculation	**0.528U ± 0.535 (1.13)**	pCi/L	03/17/26 15:21	7440-14-4	

This report shall not be reproduced, except in full,
without the written consent of Pace Analytical Services, LLC.

Pace Analytical Services, LLC
9800 Kincey Ave. Suite 100
Huntersville, NC 28078
(704)875-9092

ANALYTICAL RESULTS - RADIOCHEMISTRY

Project: YAT-AP-3,A,B/B,R6 RADS
Pace Project No.: 92845359

Sample: YAT-YAMW-2 **Lab ID: 92845359015** Collected: 02/19/26 16:45 Received: 02/20/26 12:30 Matrix: Water
PWS: Site ID: Sample Type:

Parameters	Method	Act ± Unc (MDC) Carr Trac	Units	Analyzed	CAS No.	Qual
	Pace Analytical Services - Greensburg					
Radium-226	EPA 9315	**0.0907U ± 0.126 (0.270) C:91% T:NA**	pCi/L	03/16/26 08:11	13982-63-3	
	Pace Analytical Services - Greensburg					
Radium-228	EPA 9320	**0.409U ± 0.312 (0.604) C:73% T:93%**	pCi/L	03/12/26 15:31	15262-20-1	
	Pace Analytical Services - Greensburg					
Total Radium	Total Radium Calculation	**0.500U ± 0.438 (0.874)**	pCi/L	03/17/26 15:21	7440-14-4	

This report shall not be reproduced, except in full,
without the written consent of Pace Analytical Services, LLC.

Pace Analytical Services, LLC
9800 Kincey Ave. Suite 100
Huntersville, NC 28078
(704)875-9092

ANALYTICAL RESULTS - RADIOCHEMISTRY

Project: YAT-AP-3,A,B/B,R6 RADS
Pace Project No.: 92845359

Sample: YAT-YAMW-4 **Lab ID: 92845359016** Collected: 02/19/26 10:25 Received: 02/20/26 12:30 Matrix: Water
PWS: Site ID: Sample Type:

Parameters	Method	Act ± Unc (MDC) Carr Trac	Units	Analyzed	CAS No.	Qual
	Pace Analytical Services - Greensburg					
Radium-226	EPA 9315	**0.122U ± 0.141 (0.288) C:87% T:NA**	pCi/L	03/16/26 08:11	13982-63-3	
	Pace Analytical Services - Greensburg					
Radium-228	EPA 9320	**0.465U ± 0.326 (0.624) C:80% T:89%**	pCi/L	03/12/26 15:31	15262-20-1	
	Pace Analytical Services - Greensburg					
Total Radium	Total Radium Calculation	**0.587U ± 0.467 (0.912)**	pCi/L	03/17/26 15:21	7440-14-4	

This report shall not be reproduced, except in full,
without the written consent of Pace Analytical Services, LLC.

Pace Analytical Services, LLC
9800 Kincey Ave. Suite 100
Huntersville, NC 28078
(704)875-9092

ANALYTICAL RESULTS - RADIOCHEMISTRY

Project: YAT-AP-3,A,B/B,R6 RADS
Pace Project No.: 92845359

Sample: YAT-YGWC-49 **Lab ID: 92845359017** Collected: 02/19/26 15:25 Received: 02/20/26 12:30 Matrix: Water
PWS: Site ID: Sample Type:

Parameters	Method	Act ± Unc (MDC) Carr Trac	Units	Analyzed	CAS No.	Qual
	Pace Analytical Services - Greensburg					
Radium-226	EPA 9315	**0.0973U ± 0.176 (0.402) C:86% T:NA**	pCi/L	03/16/26 08:12	13982-63-3	
	Pace Analytical Services - Greensburg					
Radium-228	EPA 9320	**0.403U ± 0.436 (0.915) C:79% T:86%**	pCi/L	03/12/26 15:31	15262-20-1	
	Pace Analytical Services - Greensburg					
Total Radium	Total Radium Calculation	**0.500U ± 0.612 (1.32)**	pCi/L	03/17/26 15:21	7440-14-4	

This report shall not be reproduced, except in full,
without the written consent of Pace Analytical Services, LLC.

Pace Analytical Services, LLC
9800 Kincey Ave. Suite 100
Huntersville, NC 28078
(704)875-9092

ANALYTICAL RESULTS - RADIOCHEMISTRY

Project: YAT-AP-3,A,B/B,R6 RADS
Pace Project No.: 92845359

Sample: YAT-YGWC-42 **Lab ID: 92845359018** Collected: 02/19/26 12:25 Received: 02/20/26 12:30 Matrix: Water
PWS: Site ID: Sample Type:

Parameters	Method	Act ± Unc (MDC) Carr Trac	Units	Analyzed	CAS No.	Qual
	Pace Analytical Services - Greensburg					
Radium-226	EPA 9315	**0.254U ± 0.217 (0.426)** **C:84% T:NA**	pCi/L	03/16/26 08:12	13982-63-3	
	Pace Analytical Services - Greensburg					
Radium-228	EPA 9320	**0.338U ± 0.409 (0.866)** **C:78% T:86%**	pCi/L	03/12/26 15:31	15262-20-1	
	Pace Analytical Services - Greensburg					
Total Radium	Total Radium Calculation	**0.592U ± 0.626 (1.29)**	pCi/L	03/17/26 15:21	7440-14-4	

This report shall not be reproduced, except in full,
without the written consent of Pace Analytical Services, LLC.

Pace Analytical Services, LLC
9800 Kincey Ave. Suite 100
Huntersville, NC 28078
(704)875-9092

ANALYTICAL RESULTS - RADIOCHEMISTRY

Project: YAT-AP-3,A,B/B,R6 RADS
Pace Project No.: 92845359

Sample: YAT-YAMW-3 **Lab ID: 92845359019** Collected: 02/19/26 09:03 Received: 02/20/26 12:30 Matrix: Water
PWS: Site ID: Sample Type:

Parameters	Method	Act ± Unc (MDC) Carr Trac	Units	Analyzed	CAS No.	Qual
	Pace Analytical Services - Greensburg					
Radium-226	EPA 9315	**0.999 ± 0.346 (0.427)** **C:83% T:NA**	pCi/L	03/16/26 08:12	13982-63-3	
	Pace Analytical Services - Greensburg					
Radium-228	EPA 9320	**0.895U ± 0.508 (0.936)** **C:78% T:82%**	pCi/L	03/12/26 15:31	15262-20-1	
	Pace Analytical Services - Greensburg					
Total Radium	Total Radium Calculation	**1.89 ± 0.854 (1.36)**	pCi/L	03/17/26 15:21	7440-14-4	

This report shall not be reproduced, except in full,
without the written consent of Pace Analytical Services, LLC.

Pace Analytical Services, LLC
9800 Kincey Ave. Suite 100
Huntersville, NC 28078
(704)875-9092

ANALYTICAL RESULTS - RADIOCHEMISTRY

Project: YAT-AP-3,A,B/B,R6 RADS
Pace Project No.: 92845359

Sample: YAT-YGWC-23S **Lab ID: 92845359020** Collected: 02/19/26 11:00 Received: 02/20/26 12:30 Matrix: Water
PWS: Site ID: Sample Type:

Parameters	Method	Act ± Unc (MDC) Carr Trac	Units	Analyzed	CAS No.	Qual
	Pace Analytical Services - Greensburg					
Radium-226	EPA 9315	**0.208U ± 0.218 (0.452)** **C:78% T:NA**	pCi/L	03/16/26 08:12	13982-63-3	
	Pace Analytical Services - Greensburg					
Radium-228	EPA 9320	**0.338U ± 0.372 (0.775)** **C:76% T:80%**	pCi/L	03/12/26 15:32	15262-20-1	
	Pace Analytical Services - Greensburg					
Total Radium	Total Radium Calculation	**0.546U ± 0.590 (1.23)**	pCi/L	03/17/26 15:21	7440-14-4	

This report shall not be reproduced, except in full,
without the written consent of Pace Analytical Services, LLC.

Pace Analytical Services, LLC
9800 Kincey Ave. Suite 100
Huntersville, NC 28078
(704)875-9092

ANALYTICAL RESULTS - RADIOCHEMISTRY

Project: YAT-AP-3,A,B/B,R6 RADS
Pace Project No.: 92845359

Sample: YAT-YAMW-5 **Lab ID: 92845359021** Collected: 02/19/26 08:55 Received: 02/20/26 12:30 Matrix: Water
PWS: Site ID: Sample Type:

Parameters	Method	Act ± Unc (MDC) Carr Trac	Units	Analyzed	CAS No.	Qual
	Pace Analytical Services - Greensburg					
Radium-226	EPA 9315	**0.136U ± 0.163 (0.340)** **C:87% T:NA**	pCi/L	03/16/26 08:12	13982-63-3	
	Pace Analytical Services - Greensburg					
Radium-228	EPA 9320	**0.467U ± 0.382 (0.753)** **C:74% T:84%**	pCi/L	03/12/26 15:32	15262-20-1	
	Pace Analytical Services - Greensburg					
Total Radium	Total Radium Calculation	**0.603U ± 0.545 (1.09)**	pCi/L	03/17/26 15:21	7440-14-4	

This report shall not be reproduced, except in full,
without the written consent of Pace Analytical Services, LLC.

Pace Analytical Services, LLC
9800 Kincey Ave. Suite 100
Huntersville, NC 28078
(704)875-9092

ANALYTICAL RESULTS - RADIOCHEMISTRY

Project: YAT-AP-3,A,B/B,R6 RADS
Pace Project No.: 92845359

Sample: YAT-AMA-R6-EB-1 **Lab ID: 92845359022** Collected: 02/19/26 16:00 Received: 02/20/26 12:30 Matrix: Water
PWS: Site ID: Sample Type:

Parameters	Method	Act ± Unc (MDC) Carr Trac	Units	Analyzed	CAS No.	Qual
	Pace Analytical Services - Greensburg					
Radium-226	EPA 9315	**0.154U ± 0.176 (0.364)** **C:83% T:NA**	pCi/L	03/16/26 08:12	13982-63-3	
	Pace Analytical Services - Greensburg					
Radium-228	EPA 9320	**0.162U ± 0.327 (0.722)** **C:76% T:94%**	pCi/L	03/12/26 15:32	15262-20-1	
	Pace Analytical Services - Greensburg					
Total Radium	Total Radium Calculation	**0.316U ± 0.503 (1.09)**	pCi/L	03/17/26 15:21	7440-14-4	

This report shall not be reproduced, except in full,
without the written consent of Pace Analytical Services, LLC.

Pace Analytical Services, LLC
9800 Kincey Ave. Suite 100
Huntersville, NC 28078
(704)875-9092

ANALYTICAL RESULTS - RADIOCHEMISTRY

Project: YAT-AP-3,A,B/B,R6 RADS
Pace Project No.: 92845359

Sample: YAT-PZ-55 **Lab ID: 92845359023** Collected: 02/19/26 13:55 Received: 02/20/26 12:30 Matrix: Water
PWS: Site ID: Sample Type:

Parameters	Method	Act ± Unc (MDC) Carr Trac	Units	Analyzed	CAS No.	Qual
	Pace Analytical Services - Greensburg					
Radium-226	EPA 9315	**0.387 ± 0.231 (0.370)** **C:76% T:NA**	pCi/L	03/16/26 08:13	13982-63-3	
	Pace Analytical Services - Greensburg					
Radium-228	EPA 9320	**0.183U ± 0.414 (0.916)** **C:78% T:79%**	pCi/L	03/12/26 15:32	15262-20-1	
	Pace Analytical Services - Greensburg					
Total Radium	Total Radium Calculation	**0.570U ± 0.645 (1.29)**	pCi/L	03/17/26 15:21	7440-14-4	

This report shall not be reproduced, except in full,
without the written consent of Pace Analytical Services, LLC.

Pace Analytical Services, LLC
9800 Kincey Ave. Suite 100
Huntersville, NC 28078
(704)875-9092

QUALITY CONTROL - RADIOCHEMISTRY

Project: YAT-AP-3,A,B/B,R6 RADS
Pace Project No.: 92845359

QC Batch: 802007 | Analysis Method: EPA 9320
QC Batch Method: EPA 9320 | Analysis Description: 9320 Radium 228
Laboratory: Pace Analytical Services - Greensburg

Associated Lab Samples: 92845359001, 92845359002, 92845359003, 92845359004, 92845359005, 92845359006, 92845359007, 92845359008, 92845359009, 92845359010, 92845359011, 92845359012, 92845359013

METHOD BLANK: 3914011 | Matrix: Water

Associated Lab Samples: 92845359001, 92845359002, 92845359003, 92845359004, 92845359005, 92845359006, 92845359007, 92845359008, 92845359009, 92845359010, 92845359011, 92845359012, 92845359013

Parameter	Act ± Unc (MDC) Carr Trac	Units	Analyzed	Qualifiers
Radium-228	0.278 ± 0.274 (0.557) C:79% T:88%	pCi/L	03/12/26 12:09	

Results presented on this page are in the units indicated by the "Units" column except where an alternate unit is presented to the right of the result.

This report shall not be reproduced, except in full,
without the written consent of Pace Analytical Services, LLC.

Pace Analytical Services, LLC
9800 Kincey Ave. Suite 100
Huntersville, NC 28078
(704)875-9092

QUALITY CONTROL - RADIOCHEMISTRY

Project: YAT-AP-3,A,B/B,R6 RADS
Pace Project No.: 92845359

QC Batch: 802006 | Analysis Method: EPA 9315
QC Batch Method: EPA 9315 | Analysis Description: 9315 Total Radium
Laboratory: Pace Analytical Services - Greensburg

Associated Lab Samples: 92845359001, 92845359002, 92845359003, 92845359004, 92845359005, 92845359006, 92845359007, 92845359008, 92845359009, 92845359010, 92845359011, 92845359012, 92845359013

METHOD BLANK: 3914007 | Matrix: Water

Associated Lab Samples: 92845359001, 92845359002, 92845359003, 92845359004, 92845359005, 92845359006, 92845359007, 92845359008, 92845359009, 92845359010, 92845359011, 92845359012, 92845359013

Parameter	Act ± Unc (MDC) Carr Trac	Units	Analyzed	Qualifiers
Radium-226	0.237 ± 0.253 (0.525) C:68% T:NA	pCi/L	03/09/26 09:46	

Results presented on this page are in the units indicated by the "Units" column except where an alternate unit is presented to the right of the result.

This report shall not be reproduced, except in full,
without the written consent of Pace Analytical Services, LLC.

Pace Analytical Services, LLC
9800 Kincey Ave. Suite 100
Huntersville, NC 28078
(704)875-9092

QUALITY CONTROL - RADIOCHEMISTRY

Project: YAT-AP-3,A,B/B,R6 RADS
Pace Project No.: 92845359

QC Batch: 802562 | Analysis Method: EPA 9315
QC Batch Method: EPA 9315 | Analysis Description: 9315 Total Radium
Laboratory: Pace Analytical Services - Greensburg

Associated Lab Samples: 92845359014, 92845359015, 92845359016, 92845359017, 92845359018, 92845359019, 92845359020, 92845359021, 92845359022, 92845359023

METHOD BLANK: 3917130 | Matrix: Water

Associated Lab Samples: 92845359014, 92845359015, 92845359016, 92845359017, 92845359018, 92845359019, 92845359020, 92845359021, 92845359022, 92845359023

Parameter	Act ± Unc (MDC) Carr Trac	Units	Analyzed	Qualifiers
Radium-226	-0.0188 ± 0.101 (0.295) C:93% T:NA	pCi/L	03/16/26 08:09	

Results presented on this page are in the units indicated by the "Units" column except where an alternate unit is presented to the right of the result.

This report shall not be reproduced, except in full,
without the written consent of Pace Analytical Services, LLC.

Pace Analytical Services, LLC
9800 Kincey Ave. Suite 100
Huntersville, NC 28078
(704)875-9092

QUALITY CONTROL - RADIOCHEMISTRY

Project: YAT-AP-3,A,B/B,R6 RADS
Pace Project No.: 92845359

QC Batch: 802563 | Analysis Method: EPA 9320
QC Batch Method: EPA 9320 | Analysis Description: 9320 Radium 228
Laboratory: Pace Analytical Services - Greensburg

Associated Lab Samples: 92845359014, 92845359015, 92845359016, 92845359017, 92845359018, 92845359019, 92845359020, 92845359021, 92845359022, 92845359023

METHOD BLANK: 3917134 | Matrix: Water

Associated Lab Samples: 92845359014, 92845359015, 92845359016, 92845359017, 92845359018, 92845359019, 92845359020, 92845359021, 92845359022, 92845359023

Parameter	Act ± Unc (MDC) Carr Trac	Units	Analyzed	Qualifiers
Radium-228	0.277 ± 0.305 (0.631) C:76% T:83%	pCi/L	03/12/26 15:28	

Results presented on this page are in the units indicated by the "Units" column except where an alternate unit is presented to the right of the result.

REPORT OF LABORATORY ANALYSIS

This report shall not be reproduced, except in full,
without the written consent of Pace Analytical Services, LLC.

Pace Analytical Services, LLC
9800 Kincey Ave. Suite 100
Huntersville, NC 28078
(704)875-9092

QUALIFIERS

Project: YAT-AP-3,A,B/B,R6 RADS
Pace Project No.: 92845359

DEFINITIONS

DF - Dilution Factor, if reported, represents the factor applied to the reported data due to dilution of the sample aliquot.

ND - Not Detected at or above adjusted reporting limit.

TNTC - Too Numerous To Count

J - Estimated concentration above the adjusted method detection limit and below the adjusted reporting limit.

MDL - Adjusted Method Detection Limit.

PQL - Practical Quantitation Limit.

RL - Reporting Limit - The lowest concentration value that meets project requirements for quantitative data with known precision and bias for a specific analyte in a specific matrix.

S - Surrogate

1,2-Diphenylhydrazine decomposes to and cannot be separated from Azobenzene using Method 8270. The result for each analyte is a combined concentration.

Consistent with EPA guidelines, unrounded data are displayed and have been used to calculate % recovery and RPD values.

LCS(D) - Laboratory Control Sample (Duplicate)

MS(D) - Matrix Spike (Duplicate)

DUP - Sample Duplicate

RPD - Relative Percent Difference

NC - Not Calculable.

SG - Silica Gel - Clean-Up

U - Indicates the compound was analyzed for, but not detected.

Acid preservation may not be appropriate for 2 Chloroethylvinyl ether.

A separate vial preserved to a pH of 4-5 is recommended in SW846 Chapter 4 for the analysis of Acrolein and Acrylonitrile by EPA Method 8260.

N-Nitrosodiphenylamine decomposes and cannot be separated from Diphenylamine using Method 8270. The result reported for each analyte is a combined concentration.

Reported results are not rounded until the final step prior to reporting. Therefore, calculated parameters that are typically reported as "Total" may vary slightly from the sum of the reported component parameters.

Act - Activity

Unc - Uncertainty: SDWA = 1.96 sigma count uncertainty, all other matrices = Expanded Uncertainty (95% confidence interval). Gamma Spec = Expanded Uncertainty (95.4% Confidence Interval)

(MDC) - Minimum Detectable Concentration

Trac - Tracer Recovery (%)

Carr - Carrier Recovery (%)

Pace Analytical is TNI accredited. Contact your Pace PM for the current list of accredited analytes.

TNI - The NELAC Institute.

WORKORDER QUALIFIERS

WO: 92845359

[1] ARCADIS

[2] DO NOT DILUTE. MUST MEET REPORTING LIMITS. LET PM KNOW FIRST IF THERE ARE ISSUES.

This report shall not be reproduced, except in full,
without the written consent of Pace Analytical Services, LLC.

Pace Analytical Services, LLC
9800 Kincey Ave. Suite 100
Huntersville, NC 28078
(704)875-9092

QUALITY CONTROL DATA CROSS REFERENCE TABLE

Project: YAT-AP-3,A,B/B,R6 RADS
Pace Project No.: 92845359

Lab ID	Sample ID	QC Batch Method	QC Batch	Analytical Method	Analytical Batch
92845359001	**YAT-YAMW-1**	EPA 9315	802006		
92845359002	**YAT-AMA-R6-FD-1**	EPA 9315	802006		
92845359003	**YAT-YGWC-36A**	EPA 9315	802006		
92845359004	**YAT-YGWC-24SB**	EPA 9315	802006		
92845359005	**YAT-YGWC-43**	EPA 9315	802006		
92845359006	**YAT-PZ-51**	EPA 9315	802006		
92845359007	**YAT-AMA-R6-FB-1**	EPA 9315	802006		
92845359008	**YAT-PZ-54D**	EPA 9315	802006		
92845359009	**YAT-YGWC-38**	EPA 9315	802006		
92845359010	**YAT-PZ-37**	EPA 9315	802006		
92845359011	**YAT-PZ-37D**	EPA 9315	802006		
92845359012	**YAT-PZ-52D**	EPA 9315	802006		
92845359013	**YAT-AMA-R6-FD-2**	EPA 9315	802006		
92845359014	**YAT-YGWC-41**	EPA 9315	802562		
92845359015	**YAT-YAMW-2**	EPA 9315	802562		
92845359016	**YAT-YAMW-4**	EPA 9315	802562		
92845359017	**YAT-YGWC-49**	EPA 9315	802562		
92845359018	**YAT-YGWC-42**	EPA 9315	802562		
92845359019	**YAT-YAMW-3**	EPA 9315	802562		
92845359020	**YAT-YGWC-23S**	EPA 9315	802562		
92845359021	**YAT-YAMW-5**	EPA 9315	802562		
92845359022	**YAT-AMA-R6-EB-1**	EPA 9315	802562		
92845359023	**YAT-PZ-55**	EPA 9315	802562		
92845359001	**YAT-YAMW-1**	EPA 9320	802007		
92845359002	**YAT-AMA-R6-FD-1**	EPA 9320	802007		
92845359003	**YAT-YGWC-36A**	EPA 9320	802007		
92845359004	**YAT-YGWC-24SB**	EPA 9320	802007		
92845359005	**YAT-YGWC-43**	EPA 9320	802007		
92845359006	**YAT-PZ-51**	EPA 9320	802007		
92845359007	**YAT-AMA-R6-FB-1**	EPA 9320	802007		
92845359008	**YAT-PZ-54D**	EPA 9320	802007		
92845359009	**YAT-YGWC-38**	EPA 9320	802007		
92845359010	**YAT-PZ-37**	EPA 9320	802007		
92845359011	**YAT-PZ-37D**	EPA 9320	802007		
92845359012	**YAT-PZ-52D**	EPA 9320	802007		
92845359013	**YAT-AMA-R6-FD-2**	EPA 9320	802007		
92845359014	**YAT-YGWC-41**	EPA 9320	802563		
92845359015	**YAT-YAMW-2**	EPA 9320	802563		
92845359016	**YAT-YAMW-4**	EPA 9320	802563		
92845359017	**YAT-YGWC-49**	EPA 9320	802563		
92845359018	**YAT-YGWC-42**	EPA 9320	802563		
92845359019	**YAT-YAMW-3**	EPA 9320	802563		
92845359020	**YAT-YGWC-23S**	EPA 9320	802563		
92845359021	**YAT-YAMW-5**	EPA 9320	802563		
92845359022	**YAT-AMA-R6-EB-1**	EPA 9320	802563		
92845359023	**YAT-PZ-55**	EPA 9320	802563		
92845359001	**YAT-YAMW-1**	Total Radium Calculation	806327		

This report shall not be reproduced, except in full,
without the written consent of Pace Analytical Services, LLC.

Pace Analytical Services, LLC
9800 Kincey Ave. Suite 100
Huntersville, NC 28078
(704)875-9092

QUALITY CONTROL DATA CROSS REFERENCE TABLE

Project: YAT-AP-3,A,B/B,R6 RADS
Pace Project No.: 92845359

Lab ID	Sample ID	QC Batch Method	QC Batch	Analytical Method	Analytical Batch
92845359002	**YAT-AMA-R6-FD-1**	Total Radium Calculation	806327		
92845359003	**YAT-YGWC-36A**	Total Radium Calculation	806327		
92845359004	**YAT-YGWC-24SB**	Total Radium Calculation	806327		
92845359005	**YAT-YGWC-43**	Total Radium Calculation	806327		
92845359006	**YAT-PZ-51**	Total Radium Calculation	806327		
92845359007	**YAT-AMA-R6-FB-1**	Total Radium Calculation	806327		
92845359008	**YAT-PZ-54D**	Total Radium Calculation	806327		
92845359009	**YAT-YGWC-38**	Total Radium Calculation	806327		
92845359010	**YAT-PZ-37**	Total Radium Calculation	806327		
92845359011	**YAT-PZ-37D**	Total Radium Calculation	806327		
92845359012	**YAT-PZ-52D**	Total Radium Calculation	806327		
92845359013	**YAT-AMA-R6-FD-2**	Total Radium Calculation	806327		
92845359014	**YAT-YGWC-41**	Total Radium Calculation	806111		
92845359015	**YAT-YAMW-2**	Total Radium Calculation	806111		
92845359016	**YAT-YAMW-4**	Total Radium Calculation	806111		
92845359017	**YAT-YGWC-49**	Total Radium Calculation	806111		
92845359018	**YAT-YGWC-42**	Total Radium Calculation	806111		
92845359019	**YAT-YAMW-3**	Total Radium Calculation	806111		
92845359020	**YAT-YGWC-23S**	Total Radium Calculation	806111		
92845359021	**YAT-YAMW-5**	Total Radium Calculation	806111		
92845359022	**YAT-AMA-R6-EB-1**	Total Radium Calculation	806111		
92845359023	**YAT-PZ-55**	Total Radium Calculation	806111		

This report shall not be reproduced, except in full,
without the written consent of Pace Analytical Services, LLC.

Pace	DC#_Title: ENV-FRM-HUN1-0083 v05_Sample Condition Upon Receipt
	Effective Date: 05/24/2024

Laboratory receiving samples:

Asheville ☐ Eden ☐ Greenwood ☐ Huntersville ☐ Raleigh ☐ Mechanicsville ☐ Atlanta ☑ Kernersville ☐

Sample Condition Upon Receipt

Client Name: GA Power

Project #:

WO# : 92845359

92845359

Courier: ☐ Commercial ☐ Fed Ex ☑ Pace ☐ UPS ☐ USPS ☐ Other:____ ☐ Client

Custody Seal Present? ☐ Yes ☑ No **Seals Intact?** ☐ Yes ☐ No ☑ N/A

Date/Initials Person Examining Contents: 2/19/26 TM

Packing Material: ☐ Bubble Wrap ☐ Bubble Bags ☑ None ☐ Other

Biological Tissue Frozen? ☐ Yes ☐ No ☑ N/A

Thermometer: ☑ IR Gun ID: 083

Type of Ice: ☑ Wet ☐ Blue ☐ None

Cooler Temp: 2.1 **Correction Factor:** Add/Subtract (°C) 0.0

Temp should be above freezing to 6°C

☐ Samples out of temp criteria. Samples on ice, cooling process has begun

Cooler Temp Corrected (°C): 2.1

USDA Regulated Soil (☐ N/A, water sample)

Did samples originate in a quarantine zone within the United States: CA, NY, or SC (check maps)? ☐ Yes ☐ No

Did samples originate from a foreign source (internationally, including Hawaii and Puerto Rico)? ☐ Yes ☐ No

				Comments/Discrepancy:
Chain of Custody Present?	☑ Yes	☐ No	☐ N/A	1.
Samples Arrived within Hold Time?	☑ Yes	☐ No	☐ N/A	2.
Short Hold Time Analysis (<72 hr.)?	☐ Yes	☑ No	☐ N/A	3.
Rush Turn Around Time Requested?	☐ Yes	☑ No	☐ N/A	4.
Sufficient Volume?	☑ Yes	☐ No	☐ N/A	5.
Correct Containers Used?	☑ Yes	☐ No	☐ N/A	6.
-Pace Containers Used?	☑ Yes	☐ No	☐ N/A	
Containers Intact?	☑ Yes	☐ No	☐ N/A	7.
Dissolved analysis: Samples Field Filtered?	☐ Yes	☐ No	☑ N/A	8.
Sample Labels Match COC? -Includes Date/Time/ID/Analysis Matrix: W	☑ Yes	☐ No	☐ N/A	9.
Headspace in VOA Vials (>5-6mm)?	☐ Yes	☐ No	☑ N/A	10.
Trip Blank Present?	☐ Yes	☐ No	☑ N/A	11.
Trip Blank Custody Seals Present?	☐ Yes	☐ No	☑ N/A	

COMMENTS/SAMPLE DISCREPANCY

Field Data Required? ☐ Yes ☐ No

Lot ID of split containers:

CLIENT NOTIFICATION/RESOLUTION

Person contacted: _____ Date/Time: _____

Project Manager SCURF Review: _____ **Date:** _____

Project Manager SRF Review: _____ **Date:** _____

Pace

DC#_Title: ENV-FRM-HUN1-0083 v05_Sample Condition Upon Receipt

Effective Date: 05/24/2024

WO#: 92845359
PM: BV **Due Date: 03/12/26**
CLIENT: 92-GP-Yates

*Check mark top half of box if pH and/or dechlorination is verified and within the acceptance range for preservation samples.
Exceptions: VOA, Coliform, TOC, Oil and Grease, DRO/8015 (water) DOC, LLHg
**Bottom half of box is to list number of bottles
***Check all unpreserved Nitrates for chlorine

Project #

Laboratory Receiving Location: Asheville ☐ Eden ☐ Greenwood ☐ Huntersville ☐ Raleigh ☐ Mechanicsville ☐ Atlanta ☐ Kernersville ☐

Client_____ Profile/EZ (Circle one)_____ Notes_____

Item#	BP4U-125 mL Plastic Unpreserved (N/A) (Cl-)	BP3U-250 mL Plastic Unpreserved (N/A)	BP2U-500 mL Plastic Unpreserved (N/A)	BP1U-1 liter Plastic Unpreserved (N/A)	BP4S-125 mL Plastic H2SO4 (pH < 2) (Cl-)	BP3N-250 mL Plastic HNO3 (pH < 2)	BP4Z-125 mL Plastic Zn Acetate & NaOH (>9)	BP4B-125 mL Plastic NaOH (pH > 12) (Cl-)	WGFU-Wide-mouthed Glass jar Unpreserved	AG1U-1 liter Amber Unpreserved (N/A) (Cl-)	AG1H-1 liter Amber HCl (pH < 2)	AG3U-250 mL Amber Unpreserved (N/A) (Cl-)	AG1S-1 liter Amber H2SO4 (pH < 2)	AG3S-250 mL Amber H2SO4 (pH < 2)	DG94-40 mL Amber NH4Cl (N/A)(Cl-)	DG9H-40 mL VOA HCl (N/A)	VG9T-40 mL VOA Na2S2O3 (N/A)	VG9U-40 mL VOA Unpreserved (N/A)	DG9V-40 mL VOA H3PO4 (N/A)	KP7U-50 mL Plastic Unpreserved (N/A)	V/GK (3 vials per kit)-VPH/Gas kit (N/A)	SP5T-125 mL Sterile Plastic (N/A – lab)	SP2T-250 mL Sterile Plastic (N/A – lab)		BP3R-250 mL Plastic (NH2)2SO4 (9.3-9.7)	AG0U-100 mL Amber Unpreserved (N/A) (Cl-)	VSGU-20 mL Scintillation vials (N/A)	DG9U-40 mL Amber Unpreserved vials (N/A)
CC					BP1N																							
1		2	1		2	2																						
2		2	1		2	2																						
3		2	1		2	2																						
4		2	1		2	2																						
5		2	1		2	2																						
6		2	1		2	2																						
7		2	1		2	2																						
8		2	1		2	2																						
9		2	1		2	2																						
10		2	1		2	2																						
11		2	1		2	2																						
12		2	1		2	2																						

pH Adjustment Log for Preserved Samples

Sample ID	Type of Preservative	pH upon receipt	Date preservation adjusted	Time preservation adjusted	Amount of Preservative added	Lot #

Note: Whenever there is a discrepancy affecting North Carolina compliance samples, a copy of this form will be sent to the North Carolina DENR Certification Office (i.e. Out of hold, incorrect preservative, out of temp, incorrect containers.

*Check mark top half of box if pH and/or dechlorination is verified and within the acceptance range for preservation samples.
Exceptions: VOA, Coliform, TOC, Oil and Grease, DRO/8015 (water) DOC, LLHg
**Bottom half of box is to list number of bottles
***Check all unpreserved Nitrates for chlorine

Project #

Laboratory Receiving Location: Asheville ☐ Eden ☐ Greenwood ☐ Huntersville ☐ Raleigh ☐ Mechanicsville ☐ Atlanta ☐ Kernersville ☐

Client_____ Profile/EZ (Circle one)_____ Notes_____

Item#	BP4U-125 mL Plastic Unpreserved (N/A) (Cl-)	BP3U-250 mL Plastic Unpreserved (N/A)	BP2U-500 mL Plastic Unpreserved (N/A)	BP1U-1 liter Plastic Unpreserved (N/A)	BP4S-125 mL Plastic H2SO4 (pH < 2) (Cl-)	BP3N-250 mL plastic HNO3 (pH < 2)	BP4Z-125 mL Plastic ZN Acetate & NaOH (>9)	BP4B-125 mL Plastic NaOH (pH > 12) (Cl-)	WGFU-Wide-mouthed Glass Jar Unpreserved	AG1U-1 liter Amber Unpreserved (N/A) (Cl-)	AG1H-1 liter Amber HCl (pH < 2)	AG3U-250 mL Amber Unpreserved (N/A) (Cl-)	AG1S-1 liter Amber H2SO4 (pH < 2)	AG3S-250 mL Amber H2SO4 (pH < 2)	DG94-40 mL Amber NH4Cl (N/A)(Cl-)	DG9H-40 mL VOA HCl (N/A)	VG9T-40 mL VOA Na2S2O3 (N/A)	VG9U-40 mL VOA Unpreserved (N/A)	DG9V-40 mL VOA H3PO4 (N/A)	KP7U-50 mL Plastic Unpreserved (N/A)	V/GK (3 vials per kit)-VPH/Gas kit (N/A)	SP5T-125 mL Sterile Plastic (N/A – lab)	SP2T-250 mL Sterile Plastic (N/A – lab)		BP3R-250 mL Plastic (NH2)2SO4 (9.3-9.7)	AG0U-100 mL Amber Unpreserved (N/A) (Cl-)	VSGU-20 mL Scintillation vials (N/A)	DG9U-40 mL Amber Unpreserved vials (N/A)
CC																												
1		2	1		2		2																					
2		2	1		2		2																					
3		2	1		2		2																					
4		2	1		2		2																					
5		2	1		2		2																					
6		2	1		2		2																					
7		2	1		2		2																					
8		2	1		2		2																					
9		2	1		2		2																					
10		2	1		2		2																					
11		2	1		2		2																					
12		2	1		2		2																					

pH Adjustment Log for Preserved Samples

Sample ID	Type of Preservative	pH upon receipt	Date preservation adjusted	Time preservation adjusted	Amount of Preservative added	Lot #

Note: Whenever there is a discrepancy affecting North Carolina compliance samples, a copy of this form will be sent to the North Carolina DENR Certification Office (i.e. Out of hold, incorrect preservative, out of temp, incorrect containers.

Pace® Location Requested (City/State):
Pace Analytical Charlotte
9800 Kincey Ave. Suite 100, Huntersville, NC 28078

CHAIN-OF-CUSTODY Analytical Request Document

Chain-of-Custody is a LEGAL DOCUMENT - Complete all relevant fields

LAB USE ONLY- Affix Workorder/Login Label Here

Scan QR Code for instructions

Company Name: Southern Company
Street Address: 241 Ralph McGill Blvd, Atlanta, GA 30308

Contact/Report To: Trey Singleton
Phone #: 205.346.3317
E-Mail: rosingle@southernco.com
Cc E-Mail: Arcadis contacts

Customer Project #: Task No. YAT-CCR-ASSMT-202651
Project Name: Georgia Power Yates
Site Collection Info/Facility ID (as applicable): YAT AP-3, A, B/B', R6

Invoice To:
Invoice E-Mail:
Purchase Order # (if applicable): GPC82474-0002
Quote #:

Time Zone Collected: [ ] AK [ ] PT [ ] MT [ ] CT [X] ET

County / State origin of sample(s): Georgia

Data Deliverables:
[X] Level II [ ] Level III [ ] Level IV
[X] EQUIS
[ ] Other_____

Regulatory Program (DW, RCRA, etc.) as applicable:

Rush (Pre-approval required):
[ ] 2 Day [ ] 3 day [ ] 5 day [ ] Other_____
Date Results Requested:

DW PWSID # or WW Permit # as applicable:
Field Filtered (if applicable): [ ] Yes [X] No
Analysis:

* Matrix Codes (Insert in Matrix box below): Drinking Water (DW), Ground Water (GW), Waste Water (WW), Product (P), Soil/Solid (SS), Oil (OL), Wipe (WP), Tissue (TS), Bioassay (B), Vapor (V), Other (OT), Surface Water (SW), Sediment (SED), Sludge (SL), Caulk

Specify Container Size **: 3 3 2 1 3
Identify Container Preservative Type***: 2 1 1 2 1

**Container Size: (1) 1L, (2) 500mL, (3) 250mL, (4) 125mL, (5) 100mL, (6) 40mL vial, (7) EnCore, (8) TerraCore, (9) Other

*** Preservative Types: (1) None, (2) HNO3, (3) H2SO4, (4) HCl, (5) NaOH, (6) Zn Acetate, (7) NaHSO4, (8) Sod. Thiosulfate, (9) Ascorbic Acid, (10) MeOH, (11) Other

Customer Sample ID	Matrix *	Comp / Grab	Collected (or Composite Start) Date	Collected (or Composite Start) Time	Composite End Date	Composite End Time	Res. CL2	Number & Type of Containers Plastic	Number & Type of Containers Glass	App III/IV Metals + Na, K, Mg	Cl, F, SO4 (EPA 300.0)	TDS (SM 2540C)	RAD SW846 9315/8320	Alkalinity (SM2320B)						Sample Comment	Preservation non-conformance identified for sample
YAT-YGWC-23S	WG	G						7		X	X	X	X	X						See Remarks	
✓ YAT-YAMW-1	WG	G	2/18/26	1151				7		X	X	X	X	X						See Remarks	
✓ YAT-AMA-R6-FD-1	WG	G	2/18/26	—				7		X	X	X	X	X						See Remarks	
✓ YAT-YGWC-36A	WG	G	2/18/26	1342				7		X	X	X	X	X						See Remarks	
YAT-YGWC-49	WG	G						7		X	X	X	X	X						See Remarks	
YAT-YGWC-38	WG	G						7		X	X	X	X	X						See Remarks	
✓ YAT-YGWC-24SB	WG	G	2/18/26	0955				7		X	X	X	X	X						See Remarks	
YAT-YGWC-41	WG	G						7		X	X	X	X	X						See Remarks	
YAT-YGWC-42	WG	G						7		X	X	X	X	X						See Remarks	
✓ YAT-YGWC-43	WG	G	2/18/26	1538				7		X	X	X	X	X						See Remarks	

Lab Use Only:
Proj. Mgr: Bonnie Vang
AcctNum / Client ID:
Table #:
Profile / Template: 16561
Prelog / Bottle Ord. ID:

Customer Remarks / Special Conditions / Possible Hazards:
App III Metals: 6020B: B; 6010D: Ca
App IV: Metals 6020B: Sb, As, Ba, Be, Cd, Cr, Co, Pb, Li, Mo, Se, Tl; 7040A: Hg.
Additional metals (6010D): Na, K, Mg; For Alkalinity: report total, carbonate, and bicarbonate

Collected By:
Printed Name: (Arcadis) - Jessica Ware
Signature: (Arcadis) - Jessica Ware

Additional Instructions from Pace®:

Coolers: Thermometer ID: Correction Factor (°C): Obs. Temp. (°C) Corrected Temp. (°C)

Relinquished by/Company: (Signature)	Date/Time:	Received by/Company: (Signature)	Date/Time:
Jessica Ware / Arcadis	2/19/26 0740	Amy Sam / Arcadis	2/19/26 0740
Amy Sam / Arcadis	2/19/26 0840	Lilian Wilson / Pace	2/19/26 0840
Lilian Wilson / Pace	2/19/26 1315	Charles Hall	2/19/26 1315
Relinquished by/Company: (Signature)	Date/Time:	Received by/Company: (Signature)	Date/Time:

Tracking Number:
Delivered by: [ ] In-Person [ ] Courier [ ] FedEX [ ] UPS [ ] Other
Page: of

Submitting a sample via this chain of custody constitutes acknowledgment and acceptance of the Pace® Terms and Conditions found at https://www.pacelabs.com/resource-library/resource/pace-terms-and-conditions/

ENV-FRM-CORQ-0019_v01_082123 ©

Pace® Location Requested (City/State): Pace Analytical Charlotte, 9800 Kincey Ave. Suite 100, Huntersville, NC 28078

CHAIN-OF-CUSTODY Analytical Request Document

Chain-of-Custody is a LEGAL DOCUMENT - Complete all relevant fields

LAB USE ONLY- Affix Workorder/Login Label Here

Scan QR Code for instructions

Company Name:	Southern Company	Contact/Report To:	Trey Singleton
Street Address:	241 Ralph McGill Blvd, Atlanta, GA 30308	Phone #:	205.346.3317
		E-Mail:	rosingle@southernco.com
		Cc E-Mail:	Arcadis contacts
Customer Project #:	Task No. YAT-CCR-ASSMT-202651	Invoice To:	
Project Name:	Georgia Power Yates	Invoice E-Mail:	
Site Collection Info/Facility ID (as applicable): YAT AP-3, A, B/B', R6		Purchase Order # (if applicable):	GPC82474-0002
		Quote #:	

Time Zone Collected: [ ] AK [ ] PT [ ] MT [ ] CT [X] ET

County / State origin of sample(s): Georgia

Data Deliverables: [X] Level II [ ] Level III [ ] Level IV [X] EQUIS [ ] Other_____

Regulatory Program (DW, RCRA, etc.) as applicable:

Rush (Pre-approval required): [ ] 2 Day [ ] 3 day [ ] 5 day [ ] Other_____

Date Results Requested:

DW PWSID # or WW Permit # as applicable:

Field Filtered (if applicable): [ ] Yes [X] No

Analysis:

* Matrix Codes (Insert in Matrix box below): Drinking Water (DW), Ground Water (GW), Waste Water (WW), Product (P), Soil/Solid (SS), Oil (OL), Wipe (WP), Tissue (TS), Bioassay (B), Vapor (V), Other (OT), Surface Water (SW), Sediment (SED), Sludge (SL), Caulk

Specify Container Size **: 3 3 2 1 3

Identify Container Preservative Type***: 2 1 1 2 1

Analysis Requested

**Container Size: (1) 1L, (2) 500mL, (3) 250mL, (4) 125mL, (5) 100mL, (6) 40mL vial, (7) EnCore, (8) TerraCore, (9) Other

*** Preservative Types: (1) None, (2) HNO3, (3) H2SO4, (4) HCl, (5) NaOH, (6) Zn Acetate, (7) NaHSO4, (8) Sod. Thiosulfate, (9) Ascorbic Acid, (10) MeOH, (11) Other

Customer Sample ID	Matrix *	Comp / Grab	Collected (or Composite Start) Date	Collected (or Composite Start) Time	Composite End Date	Composite End Time	Res. CL2	Number & Type of Containers Plastic	Number & Type of Containers Glass	App III/IV Metals + Na, K, Mg	Cl, F, SO4 (EPA 300.0)	TDS (SM 2540C)	RAD SW846 9315/8320	Alkalinity (SM2320B)						Sample Comment	Preservation non-conformance identified for sample
YAT-YAMW-2	WG	G						7		X	X	X	X	X						See Remarks	
YAT-YAMW-3	WG	G						7		X	X	X	X	X						See Remarks	
YAT-YAMW-4	WG	G						7		X	X	X	X	X						See Remarks	
YAT-YAMW-5	WG	G						7		X	X	X	X	X						See Remarks	
YAT-PZ-37	WG	G						7		X	X	X	X	X						See Remarks	
YAT-PZ-35	WG	G						7		X	X	X	X	X						See Remarks	
YAT-PZ-37D	WG	G						7		X	X	X	X	X						See Remarks	
✓ YAT-PZ-51	WG	G	2/18/26	1645				7		X	X	X	X	X						See Remarks	
YAT-PZ-52D	WG	G						7		X	X	X	X	X						See Remarks	
YAT-YGWC-50	WG	G						7		X	X	X	X	X						See Remarks	

Lab Use Only: Proj. Mgr: Bonnie Vang; AcctNum / Client ID:; Table #:; Profile / Template: 16561; Prelog / Bottle Ord. ID:

Customer Remarks / Special Conditions / Possible Hazards:
App III Metals: 6020B: B; 6010D: Ca
App IV: Metals 6020B: Sb, As, Ba, Be, Cd, Cr, Co, Pb, Li, Mo, Se, Tl; 7040A: Hg.
Additional metals (6010D): Na, K, Mg; For Alkalinity, report total, carbonate, and bicarbonate

Collected By:
Printed Name: (Arcadis) - Jessica Ware
Signature: (Arcadis) -

Additional Instructions from Pace®:

Coolers: Thermometer ID: Correction Factor (°C): Obs. Temp. (°C) Corrected Temp. (°C)

Relinquished by/Company: (Signature)	Date/Time:	Received by/Company: (Signature)	Date/Time:
Jessica Ware / Arcadis	2/19/26 0740	Tung Bui / Arcadis	2/19/26 0740
Tung Bui / Arcadis	2/19/26 0840	Ryan William / Pace	2/19/26 0846
Ryan Williams / Pace	2/19/26 135	Charles Hunter 2/19/26	1315
Relinquished by/Company: (Signature)	Date/Time:	Received by/Company: (Signature)	Date/Time:

Tracking Number:

Delivered by: [ ] In-Person [ ] Courier [ ] FedEx [ ] UPS [ ] Other

Page: of

Submitting a sample via this chain of custody constitutes acknowledgment and acceptance of the Pace® Terms and Conditions found at https://www.pacelabs.com/resource-library/resource/pace-terms-and-conditions/

ENV-FRM-CORQ-0019_v01_082123 ©

Pace® Location Requested (City/State): Pace Analytical Charlotte, 9800 Kincey Ave. Suite 100, Huntersville, NC 28078

CHAIN-OF-CUSTODY Analytical Request Document

Chain-of-Custody is a LEGAL DOCUMENT - Complete all relevant fields

LAB USE ONLY- Affix Workorder/Login Label Here

Scan QR Code for instructions

Company Name: Southern Company
Street Address: 241 Ralph McGill Blvd, Atlanta, GA 30308

Contact/Report To: Trey Singleton
Phone #: 205.346.3317
E-Mail: tosingle@southernco.com
Cc E-Mail: Arcadis contacts

Customer Project #: Task No. YAT-CCR-ASSMT-2026S1
Project Name: Georgia Power Yates

Invoice To:
Invoice E-Mail:

Site Collection Info/Facility ID (as applicable): YAT AP-3, A, B/B', R6

Purchase Order # (if applicable): GPC82474-0002
Quote #:

Time Zone Collected: [ ] AK [ ] PT [ ] MT [X] CT [ ] ET

County / State origin of sample(s): Georgia

Data Deliverables: [X] Level II [ ] Level III [ ] Level IV [X] EQUIS [ ] Other

Regulatory Program (DW, RCRA, etc.) as applicable:

Rush (Pre-approval required): [ ] 2 Day [ ] 3 day [ ] 5 day [ ] Other
Date Results Requested:

DW PWSID # or WW Permit # as applicable:
Field Filtered (if applicable): [ ] Yes [X] No
Analysis:

Specify Container Size **: 3 3 2 1 3
Identify Container Preservative Type***: 2 1 1 2 1

**Container Size: (1) 1L, (2) 500mL, (3) 250mL, (4) 125mL, (5) 100mL, (6) 40mL vial, (7) EnCore, (8) TerraCore, (9) Other

*** Preservative Types: (1) None, (2) HNO3, (3) H2SO4, (4) HCl, (5) NaOH, (6) Zn Acetate, (7) NaHSO4, (8) Sod. Thiosulfate, (9) Ascorbic Acid, (10) MeOH, (11) Other

Lab Use Only: Proj. Mgr: Bonnie Vang; AcctNum / Client ID:; Table #:; Profile / Template: 16561; Prelog / Bottle Ord. ID:

* Matrix Codes (Insert in Matrix box below): Drinking Water (DW), Ground Water (GW), Waste Water (WW), Product (P), Soil/Solid (SS), Oil (OL), Wipe (WP), Tissue (TS), Bioassay (B), Vapor (V), Other (OT), Surface Water (SW), Sediment (SED), Sludge (SL), Caulk

Customer Sample ID	Matrix *	Comp / Grab	Collected (or Composite Start) Date	Collected (or Composite Start) Time	Composite End Date	Composite End Time	Res. CL2	Number & Type of Containers Plastic	Number & Type of Containers Glass	App III/IV Metals + Na, K, Mg	Cl, F, SO4 (EPA 300.0)	TDS (SM 2540C)	RAD SW846 9315/8320	Alkalinity (SM2320B)						Sample Comment	Preservation non conformance identified for sample.
YAT-AMA-R6-EB-1	WG	G						7		X	X	X	X	X						See Remarks	
✓ YAT-AMA-R6-FB-1	WG	G	2/18/26	1040				7		X	X	X	X	X						See Remarks	
YAT-YGWC-24SB	WG	G						7		X	X	X	X	X						See Remarks	
YAT-PZ-55	WG	G						7		X	X	X	X	X						See Remarks	
✓ YAT-~~YGWC~~-PZ-54D	WG	G	2/18/26	0930				7		X	X	X	X	X						See Remarks	
YAT-AMA-R6-FD-2	WG	G						7		X	X	X	X	X						See Remarks	

Customer Remarks / Special Conditions / Possible Hazards:
App III Metals: 6020B: B; 6010D: Ca
App IV: Metals 6020B: Sb, As, Ba, Be, Cd, Cr, Co, Pb, Li, Mo, Se, Tl; 7040A: Hg.
Additional metals (6010D): Na, K, Mg; For Alkalinity: report total, carbonate, and bicarbonate

Collected By:
Printed Name: (Arcadis) - Perry Studebaker
Signature: (Arcadis) - Perry Studebaker

Additional Instructions from Pace®:
Coolers: Thermometer ID: Correction Factor (°C): Obs. Temp. (°C) Corrected Temp. (°C)

Relinquished by/Company: (Signature)	Date/Time:	Received by/Company: (Signature)	Date/Time:
Perry Studebaker / Arcadis	2/19/26 0840	Lyan William / Pace	2/19/26 0840
Lyan William / Pace	2/19/26 1315	Charles Hale	2/19/26 1315
Relinquished by/Company: (Signature)	Date/Time:	Received by/Company: (Signature)	Date/Time:
Relinquished by/Company: (Signature)	Date/Time:	Received by/Company: (Signature)	Date/Time:

Tracking Number:

Delivered by: [ ] In-Person [ ] Courier [ ] FedEX [ ] UPS [ ] Other

Page: of

Submitting a sample via this chain of custody constitutes acknowledgment and acceptance of the Pace® Terms and Conditions found at https://www.pacelabs.com/resource-library/resource/pace-terms-and-conditions/

ENV-FRM-CORO-0019_v01_082123 ©

Pace® Location Requested (City/State):
Pace Analytical Charlotte
9800 Kincey Ave., Suite 100, Huntersville, NC 28078

CHAIN-OF-CUSTODY Analytical Request Document

Chain-of-Custody is a LEGAL DOCUMENT - Complete all relevant fields

LAB USE ONLY- Affix Workorder/Login Label Here

Scan QR Code for instructions

Company Name:	Southern Company	Contact/Report To:	Trey Singleton
Street Address:	241 Ralph McGill Blvd, Atlanta, GA 30308	Phone #:	205.346.3317
		E-Mail:	rosingle@southernco.com
		Cc E-Mail:	Arcadis contacts
Customer Project #:	Task No. YAT-CCR-ASSMT-2026S1	Invoice To:	
Project Name:	Georgia Power Yates	Invoice E-Mail:	
Site Collection Info/Facility ID (as applicable): YAT AP-3, A, B/B', R6		Purchase Order # (if applicable):	GPC82474-0002
		Quote #:	

Time Zone Collected: [ ] AK [ ] PT [ ] MT [ ] CT [X] ET

County / State origin of sample(s): Georgia

Data Deliverables: [X] Level II [ ] Level III [ ] Level IV [X] EQUIS [ ] Other_____

Regulatory Program (DW, RCRA, etc.) as applicable:

Rush (Pre-approval required): [ ] 2 Day [ ] 3 day [ ] 5 day [ ] Other_____

Date Results Requested:

DW PWSID # or WW Permit # as applicable:

Field Filtered (if applicable): [ ] Yes [ ] No

Analysis:

* Matrix Codes (Insert in Matrix box below): Drinking Water (DW), Ground Water (GW), Waste Water (WW), Product (P), Soil/Solid (SS), Oil (OL), Wipe (WP), Tissue (TS), Bioassay (B), Vapor (V), Other (OT), Surface Water (SW),Sediment (SED), Sludge (SL), Caulk

Specify Container Size **: 3 3 2 1 3

Identify Container Preservative Type***: 2 1 1 2 1

Analysis Requested

**Container Size: (1) 1L, (2) 500mL, (3) 250mL, (4) 125mL, (5) 100mL, (6) 40mL vial, (7) EnCore, (8) TerraCore, (9) Other

*** Preservative Types: (1) None, (2) HNO3, (3) H2SO4, (4) HCl, (5) NaOH, (6) Zn Acetate, (7) NaHSO4, (8) Sod. Thiosulfate, (9) Ascorbic Acid, (10) MeOH, (11) Other

Lab Use Only: Proj. Mgr: Bonnie Vang; AcctNum / Client ID:; Table #:; Profile / Template: 16561; Prelog / Bottle Ord. ID:

Customer Sample ID	Matrix *	Comp / Grab	Collected (for Composite Start) Date	Collected (for Composite Start) Time	Composite End Date	Composite End Time	Res. CL2	Number & Type of Containers Plastic	Number & Type of Containers Glass	App III/IV Metals + Na, K, Mg	Cl, F, SO4 (EPA 300.0)	TDS (SM 2540C)	RAD SW846 9315/8320	Alkalinity (SM2320B)	Sample Comment	Preservation non-conformance identified for sample:
YAT-YGWC-23S	WG	G						7		X	X	X	X	X	See Remarks	
YAT-YAMW-1	WG	G						7		X	X	X	X	X	See Remarks	
YAT-AMA-R6-FD-1	WG	G						7		X	X	X	X	X	See Remarks	
YAT-YGWC-36A	WG	G						7		X	X	X	X	X	See Remarks	
YAT-YGWC-49	WG	G						7		X	X	X	X	X	See Remarks	
YAT-YGWC-38	WG	G	2/18/26	1555				7		X	X	X	X	X	See Remarks	
YAT-YGWC-24SB	WG	G						7		X	X	X	X	X	See Remarks	
YAT-YGWC-41	WG	G						7		X	X	X	X	X	See Remarks	
YAT-YGWC-42	WG	G						7		X	X	X	X	X	See Remarks	
YAT-YGWC-43	WG	G						7		X	X	X	X	X	See Remarks	

Customer Remarks / Special Conditions / Possible Hazards:
App III Metals: 6020B: B; 6010D: Ca
App IV: Metals 6020B: Sb, As, Ba, Be, Cd, Cr, Co, Pb, Li, Mo, Se, Tl; 7040A: Hg.
Additional metals (6010D): Na, K, Mg: For Alkalinity: report total, carbonate, and bicarbonate

Collected By:
Printed Name: (Arcadis) - Jake Swanson
Signature: (Arcadis) -

Additional Instructions from Pace®:

Coolers: Thermometer ID: Correction Factor (°C): Obs. Temp. (°C) Corrected Temp. (°C)

Relinquished by/Company: (Signature)	Date/Time:	Received by/Company: (Signature)	Date/Time:
Arcadis	2/18/26 1830	Pang Xiong / Arcadis	2/18/26 1830
Pang Xiong / Arcadis	2/19/26 0840	Lyan William / Pace	2/19/26 0840
Lyan William / Pace	2/19/26 1315	Charles Hunt	2/19/26 1315

Tracking Number:

Delivered by: [ ] In-Person [ ] Courier [ ] FedEX [ ] UPS [ ] Other

Page: of

Submitting a sample via this chain of custody constitutes acknowledgment and acceptance of the Pace® Terms and Conditions found at https://www.pacelabs.com/resource-library/resource/pace-terms-and-conditions/

ENV-FRM-CORQ-0019_v01_082123 ©

Pace® Location Requested (City/State): Pace Analytical Charlotte, 9800 Kinsey Ave. Suite 100, Huntersville, NC 28078

CHAIN-OF-CUSTODY Analytical Request Document

Chain-of-Custody is a LEGAL DOCUMENT - Complete all relevant fields

LAB USE ONLY- Affix Workorder/Login Label Here

Scan QR Code for instructions

Company Name: Southern Company
Street Address: 241 Ralph McGill Blvd, Atlanta, GA 30308
Customer Project #: Task No. YAT-CCR-ASSMT-202651
Project Name: Georgia Power Yates
Site Collection Info/Facility ID (as applicable): YAT AP-3, A, B/B', R6

Contact/Report To: Trey Singleton
Phone #: 205.346.3317
E-Mail: rosingle@southernco.com
Cc E-Mail: Arcadis contacts
Invoice To:
Invoice E-Mail:
Purchase Order # (if applicable): GPC82474-0002
Quote #:

Time Zone Collected: [ ] AK [ ] PT [ ] MT [ ] CT [X] ET
County / State origin of sample(s): Georgia

Data Deliverables: [X] Level II [ ] Level III [ ] Level IV [X] EQUIS [ ] Other
Regulatory Program (DW, RCRA, etc.) as applicable:
Rush (Pre-approval required): [ ] 2 Day [ ] 3 day [ ] 5 day [ ] Other
Date Results Requested:
DW PWSID # or WW Permit # as applicable:
Field Filtered (if applicable): [ ] Yes [ ] No
Analysis:

* Matrix Codes (Insert in Matrix box below): Drinking Water (DW), Ground Water (GW), Waste Water (WW), Product (P), Soil/Solid (SS), Oil (OL), Wipe (WP), Tissue (TS), Bioassay (B), Vapor (V), Other (OT), Surface Water (SW), Sediment (SED), Sludge (SL), Caulk

Specify Container Size **: 3 3 2 1 3
Identify Container Preservative Type ***: 2 1 1 2 1
Analysis Requested

**Container Size: (1) 1L, (2) 500mL, (3) 250mL, (4) 125mL, (5) 100mL, (6) 40mL vial, (7) EnCore, (8) TerraCore, (9) Other
*** Preservative Types: (1) None, (2) HNO3, (3) H2SO4, (4) HCl, (5) NaOH, (6) Zn Acetate, (7) NaHSO4, (8) Sod. Thiosulfate, (9) Ascorbic Acid, (10) MeOH, (11) Other

Customer Sample ID	Matrix *	Comp / Grab	Collected (or Composite Start) Date	Collected (or Composite Start) Time	Composite End Date	Composite End Time	Res. Cl2	Number & Type of Containers Plastic	Number & Type of Containers Glass	App III/IV Metals + Na, K, Mg	Cl, F, SO4 (EPA 300.0)	TDS (SM 2540C)	RAD SW846 9315/8320	Alkalinity (SM2320B)							Sample Comment	Preservation non conformance identified for sample
YAT-YAMW-2	WG	G						7		X	X	X	X	X							See Remarks	
YAT-YAMW-3	WG	G						7		X	X	X	X	X							See Remarks	
YAT-YAMW-4	WG	G						7		X	X	X	X	X							See Remarks	
YAT-YAMW-5	WG	G						7		X	X	X	X	X							See Remarks	
YAT-PZ-37	WG	G	2/18/26	1340				7		X	X	X	X	X							See Remarks	
YAT-PZ-35	WG	G						7		X	X	X	X	X							See Remarks	
YAT-PZ-37D	WG	G	2/18/26	1210				7		X	X	X	X	X							See Remarks	
YAT-PZ-51	WG	G						7		X	X	X	X	X							See Remarks	
YAT-PZ-52D	WG	G	2/18/26	1005				7		X	X	X	X	X							See Remarks	
YAT-YGWC-50	WG	G						7		X	X	X	X	X							See Remarks	

Lab Use Only: Proj. Mgr: Bonnie Vang; AcctNum / Client ID:; Table #:; Profile / Template: 16561; Prelog / Bottle Ord. ID:

Customer Remarks / Special Conditions / Possible Hazards:
App III Metals: 6020B: B; 6010D: Ca
App IV: Metals 6020B: Sb, As, Ba, Be, Cd, Cr, Co, Pb, Li, Mo, Se, Tl; 7040A: Hg.
Additional metals (6010D): Na, K, Mg; For Alkalinity: report total, carbonate, and bicarbonate

Collected By:
Printed Name: (Arcadis) - Jake Swanson
Signature: (Arcadis) -

Additional Instructions from Pace®:
Coolers: Thermometer ID: Correction Factor (°C): Obs. Temp. (°C) Corrected Temp (°C)

Relinquished by/Company: (Signature)	Date/Time	Received by/Company: (Signature)	Date/Time
[signature]	2/18/26 1830	[signature] / Arcadis	2/18/26 1830
[signature] / Arcadis	2/19/26 0840	[signature] / Pace	2/19/26 0846
Lilian William / Pace	2/19/26 1315	[signature] 2/19/26	1315

Tracking Number:
Delivered by: [ ] In-Person [ ] Courier [ ] FedEX [ ] UPS [ ] Other
Page: of

Submitting a sample via this chain of custody constitutes acknowledgment and acceptance of the Pace® Terms and Conditions found at https://www.pacelabs.com/resource-library/resource/pace-terms-and-conditions/

ENV-FRM-CORO-0019_v01_082123

Pace® Pace* Location Requested (City/State): Pace Analytical Charlotte, 9800 Kincey Ave. Suite 100, Huntersville, NC 28078

CHAIN-OF-CUSTODY Analytical Request Document

Chain-of-Custody is a LEGAL DOCUMENT - Complete all relevant fields

LAB USE ONLY- Affix Workorder/Login Label Here

Scan QR Code for instructions

Company Name:	Southern Company	Contact/Report To:	Trey Singleton
Street Address:	241 Ralph McGill Blvd, Atlanta, GA 30308	Phone #:	205.346.3317
		E-Mail:	tosingle@southernco.com
		Cc E-Mail:	Arcadis contacts
Customer Project #:	Task No. YAT-CCR-ASSMT-202651	Invoice To:	
Project Name:	Georgia Power Yates	Invoice E-Mail:	
Site Collection Info/Facility ID (as applicable): YAT AP-3, A, B/B', 96		Purchase Order # (if applicable):	GPC82474-0002
		Quote #:	
Time Zone Collected: [ ] AK [ ] PT [ ] MT [ ] CT [X] ET		County / State origin of sample(s):	Georgia
Data Deliverables: [X] Level II [ ] Level III [ ] Level IV [X] EQUIS [ ] Other_____		Regulatory Program (DW, RCRA, etc.) as applicable:	
		Rush (Pre-approval required): [ ] 2 Day [ ] 3 day [ ] 5 day [ ] Other_____ Date Results Requested:	DW PWSID # or WW Permit # as applicable: Field Filtered (if applicable): [ ] Yes [ ] No Analysis:

* Matrix Codes (Insert in Matrix box below): Drinking Water (DW), Ground Water (GW), Waste Water (WW), Product (P), Soil/Solid (SS), Oil (OL), Wipe (WP), Tissue (TS), Bioassay (B), Vapor (V), Other (OT), Surface Water (SW), Sediment (SED), Sludge (SL), Caulk

Customer Sample ID	Matrix *	Comp / Grab	Collected (or Composite Start) Date	Collected (or Composite Start) Time	Composite End Date	Composite End Time	Res. CL2	Number & Type of Containers Plastic	Number & Type of Containers Glass	App III/IV Metals + Na, K, Mg	Cl, F, SO4 (EPA 300.0)	TDS (SM 2540C)	RAD SW846 9315/8320	Alkalinity (SM2320B)						Sample Comment	Preservation non-conformance identified for sample.
Specify Container Size **										3	3	2	1	3							
Identify Container Preservative Type***										2	1	1	2	1							
YAT-AMA-R6-EB-1	WG	G						7		X	X	X	X	X						See Remarks	
YAT-AMA-R6-FB-1	WG	G						7		X	X	X	X	X						See Remarks	
YAT-YGWC-24SB	WG	G						7		X	X	X	X	X						See Remarks	
YAT-PZ-55	WG	G						7		X	X	X	X	X						See Remarks	
YAT-YGWC-PZ-54D	WG	G						7		X	X	X	X	X						See Remarks	
YAT-AMA-R6-FD-2	WG	G	2/18/26	—				7		X	X	X	X	X						See Remarks	

**Container Size: (1) 1L, (2) 500mL, (3) 250mL, (4) 125mL, (5) 100mL, (6) 40mL vial, (7) EnCore, (8) TerraCore, (9) Other

*** Preservative Types: (1) None, (2) HNO3, (3) H2SO4, (4) HCl, (5) NaOH, (6) Zn Acetate, (7) NaHSO4, (8) Sod. Thiosulfate, (9) Ascorbic Acid, (10) MeOH, (11) Other

Lab Use Only: Proj. Mgr: Bonnie Vang; AcctNum / Client ID:; Table #:; Profile / Template: 16561; Prelog / Bottle Ord. ID:

Customer Remarks / Special Conditions / Possible Hazards:
App III Metals: 6020B: B; 6010D: Ca
App IV: Metals 6020B: Sb, As, Ba, Be, Cd, Cr, Co, Pb, Li, Mo, Se, Tl; 7040A: Hg.
Additional metals (6010D): Na, K, Mg; For Alkalinity: report total, carbonate, and bicarbonate

Collected By:
Printed Name: (Arcadis) - Jake Swanson
Signature: (Arcadis) -

Additional Instructions from Pace*:
Coolers: Thermometer ID: Correction Factor (°C): Obs. Temp. (°C) Corrected Temp. (°C)

Relinquished by/Company: (Signature)	Date/Time:	Received by/Company: (Signature)	Date/Time:
Arcadis	2/18/26 1830	Arcadis	2/18/26 1830
Arcadis	2/19/26 0840	Pace	2/19/26 0840
Pace	2/19/26 1315		2/19/26 1315

Tracking Number:

Delivered by: [ ] In-Person [ ] Courier [ ] FedEX [ ] UPS [ ] Other

Page: of

Submitting a sample via this chain of custody constitutes acknowledgment and acceptance of the Pace* Terms and Conditions found at https://www.pacelabs.com/resource-library/resource/pace-terms-and-conditions/

ENV-FRM-CORO-0019_v01_082123 ©

5342 + 5354

Pace	DC#_Title: ENV-FRM-HUN1-0083 v05_Sample Condition Upon Receipt
	Effective Date: 05/24/2024

Laboratory receiving samples:

Asheville ☐ Eden ☐ Greenwood ☐ Huntersville ☐ Raleigh ☐ Mechanicsville ☐ Atlanta ☑ Kernersville ☐

Sample Condition Upon Receipt

Client Name: GA Power

Project #:

Courier: ☐ Fed Ex ☐ UPS ☐ USPS ☑ Client ☐ Commercial ☑ Pace JG 2/20/26 ☐ Other:____

Custody Seal Present? ☐ Yes ☑ No **Seals Intact?** ☐ Yes ☐ No ☑ N/A

Date/Initials Person Examining Contents: JG 2/20/26

Packing Material: ☑ Bubble Wrap ☐ Bubble Bags ☐ None ☐ Other

Biological Tissue Frozen? ☐ Yes ☐ No ☑ N/A

Thermometer: ☑ IR Gun ID: 214 **Type of Ice:** ☑ Wet ☐ Blue ☐ None

Cooler Temp: 4.3 **Correction Factor:** Add/Subtract (°C) 0.0

Temp should be above freezing to 6°C

☐ Samples out of temp criteria. Samples on ice, cooling process has begun

Cooler Temp Corrected (°C): 4.3

USDA Regulated Soil (☐ N/A, water sample)

Did samples originate in a quarantine zone within the United States: CA, NY, or SC (check maps)? ☐ Yes ☐ No

Did samples originate from a foreign source (internationally, including Hawaii and Puerto Rico)? ☐ Yes ☐ No

				Comments/Discrepancy:
Chain of Custody Present?	☑ Yes	☐ No	☐ N/A	1.
Samples Arrived within Hold Time?	☑ Yes	☐ No	☐ N/A	2.
Short Hold Time Analysis (<72 hr.)?	☐ Yes	☑ No	☐ N/A	3.
Rush Turn Around Time Requested?	☐ Yes	☑ No	☐ N/A	4.
Sufficient Volume?	☑ Yes	☐ No	☐ N/A	5.
Correct Containers Used?	☑ Yes	☐ No	☐ N/A	6.
-Pace Containers Used?	☑ Yes	☐ No	☐ N/A	
Containers Intact?	☑ Yes	☐ No	☐ N/A	7.
Dissolved analysis: Samples Field Filtered?	☐ Yes	☐ No	☑ N/A	8.
Sample Labels Match COC? -Includes Date/Time/ID/Analysis Matrix: WG	☑ Yes	☐ No	☐ N/A	9.
Headspace in VOA Vials (>5-6mm)?	☐ Yes	☐ No	☑ N/A	10.
Trip Blank Present?	☐ Yes	☐ No	☑ N/A	11.
Trip Blank Custody Seals Present?	☐ Yes	☐ No	☑ N/A	

COMMENTS/SAMPLE DISCREPANCY

Field Data Required? ☐ Yes ☐ No

Lot ID of split containers:

CLIENT NOTIFICATION/RESOLUTION

Person contacted: _____ Date/Time: _____

Project Manager SCURF Review: _____ **Date:** _____

Project Manager SRF Review: _____ **Date:** _____

DC#_Title: ENV-FRM-HUN1-0083 v05_Sample Condition Upon Receipt

Effective Date: 05/24/2024

*Check mark top half of box if pH and/or dechlorination is verified and within the acceptance range for preservation samples.
Exceptions: VOA, Coliform, TOC, Oil and Grease, DRO/8015 (water) DOC, LLHg
**Bottom half of box is to list number of bottles
***Check all unpreserved Nitrates for chlorine

Project #

Laboratory Receiving Location: Asheville ☐ Eden ☐ Greenwood ☐ Huntersville ☐ Raleigh ☐ Mechanicsville ☐ Atlanta ☑ Kernersville ☐

Client GA Power Profile/EZ (Circle one)_____ Notes_____

Item#	BP4U-125 mL Plastic Unpreserved (N/A) (Cl-)	BP3U-250 mL Plastic Unpreserved (N/A)	BP2U-500 mL Plastic Unpreserved (N/A)	BP1U-1 liter Plastic Unpreserved (N/A)		BP4S-125 mL Plastic H2SO4 (pH < 2) (Cl-)	BP3N-250 mL plastic HNO3 (pH < 2)	BP4Z-125 mL Plastic ZN Acetate & NaOH (>9)	BP4B-125 mL Plastic NaOH (pH > 12) (Cl-)	WGFU-Wide-mouthed Glass jar Unpreserved	AG1U-1 liter Amber Unpreserved (N/A) (Cl-)	AG1H-1 liter Amber HCl (pH < 2)	AG3U-250 mL Amber Unpreserved (N/A) (Cl-)	AG1S-1 liter Amber H2SO4 (pH < 2)	AG3S-250 mL Amber H2SO4 (pH < 2)	DG94-40 mL Amber NH4Cl (N/A)(Cl-)	DG9H-40 mL VOA HCl (N/A)	VG9T-40 mL VOA Na2S2O3 (N/A)	VG9U-40 mL VOA Unpreserved (N/A)	DG9V-40 mL VOA H3PO4 (N/A)	KP7U-50 mL Plastic Unpreserved (N/A)	V/GK (3 vials per kit)-VPH/Gas kit (N/A)	SP5T-125 mL Sterile Plastic (N/A – lab)	SP2T-250 mL Sterile Plastic (N/A – lab)	GPIN	BP3R-250 mL Plastic (NH2)2SO4 (9.3-9.7)	AG0U-100 mL Amber Unpreserved (N/A) (Cl-)	VSGU-20 mL Scintillation vials (N/A)	DG9U-40 mL Amber Unpreserved vials (N/A)
CC																														
1		2	1				2 ✓																			2				
2		2	1				2 ✓																			2				
3		2	1				2 ✓																			2				
4		2	1				2 ✓																			2				
5		2	1				2 ✓																			2				
6		2	1				2 ✓																			2				
7		2	1				2 ✓																			2				
8		2	1				2 ✓																			2				
9		2	1				2 ✓																			2				
10		2	1				2 ✓																			2				
11		2	1				2 ✓																			2				
12		2	1				2 ✓																			2				

pH Adjustment Log for Preserved Samples

Sample ID	Type of Preservative	pH upon receipt	Date preservation adjusted	Time preservation adjusted	Amount of Preservative added	Lot #

Note: Whenever there is a discrepancy affecting North Carolina compliance samples, a copy of this form will be sent to the North Carolina DENR Certification Office (i.e. Out of hold, incorrect preservative, out of temp, incorrect containers.

DC#_Title: ENV-FRM-HUN1-0083 v05_Sample Condition Upon Receipt

Effective Date: 05/24/2024

*Check mark top half of box if pH and/or dechlorination is verified and within the acceptance range for preservation samples.
Exceptions: VOA, Coliform, TOC, Oil and Grease, DRO/8015 (water) DOC, LLHg
**Bottom half of box is to list number of bottles
***Check all unpreserved Nitrates for chlorine

Project #

Laboratory Receiving Location: Asheville ☐ Eden ☐ Greenwood ☐ Huntersville ☐ Raleigh ☐ Mechanicsville ☐ Atlanta ☑ Kernersville ☐

Client GA Power Profile/EZ (Circle one)_____ Notes_____

Item#	BP4U-125 mL Plastic Unpreserved (N/A) (Cl-)	BP3U-250 mL Plastic Unpreserved (N/A)	BP2U-500 mL Plastic Unpreserved (N/A)	BP1U-1 liter Plastic Unpreserved (N/A)		BP4S-125 mL Plastic H2SO4 (pH < 2) (Cl-)	BP3N-250 mL plastic HNO3 (pH < 2)	BP4Z-125 mL Plastic ZN Acetate & NaOH (>9)	BP4B-125 mL Plastic NaOH (pH > 12) (Cl-)	WGFU-Wide-mouthed Glass jar Unpreserved	AG1U-1 liter Amber Unpreserved (N/A) (Cl-)	AG1H-1 liter Amber HCl (pH < 2)	AG3U-250 mL Amber Unpreserved (N/A) (Cl-)	AG1S-1 liter Amber H2SO4 (pH < 2)	AG3S-250 mL Amber H2SO4 (pH < 2)	DG94-40 mL Amber NH4Cl (N/A)(Cl-)	DG9H-40 mL VOA HCl (N/A)	VG9T-40 mL VOA Na2S2O3 (N/A)	VG9U-40 mL VOA Unpreserved (N/A)	DG9V-40 mL VOA H3PO4 (N/A)	KP7U-50 mL Plastic Unpreserved (N/A)	V/GK (3 vials per kit)-VPH/Gas kit (N/A)	SP5T-125 mL Sterile Plastic (N/A – lab)	SP2T-250 mL Sterile Plastic (N/A – lab)	BP1N	BP3R-250 mL Plastic (NH2)2SO4 (9.3-9.7)	AGDU-100 mL Amber Unpreserved (N/A) (Cl-)	VSGU-20 mL Scintillation vials (N/A)	DG9U-40 mL Amber Unpreserved vials (N/A)
CC																													
1/13		2	1				2 ✓																		2				
2/14		2	1				2 ✓																		2				
3/15		2	1				2 ✓																		2				
4/16		2	1				2 ✓																		2				
5																													
6																													
7																													
8																													
9																													
10																													
11																													
12																													

pH Adjustment Log for Preserved Samples

Sample ID	Type of Preservative	pH upon receipt	Date preservation adjusted	Time preservation adjusted	Amount of Preservative added	Lot #

Note: Whenever there is a discrepancy affecting North Carolina compliance samples, a copy of this form will be sent to the North Carolina DENR Certification Office (i.e. Out of hold, incorrect preservative, out of temp, incorrect containers.

Pace® Pace* Location Requested (City/State): Pace Analytical Charlotte 9800 Kincey Ave. Suite 100, Huntersville, NC 28078

CHAIN-OF-CUSTODY Analytical Request Document

Chain-of-Custody is a LEGAL DOCUMENT - Complete all relevant fields

LAB USE ONLY- Affix Workorder/Login Label Here

Scan QR Code for instructions

Company Name: Southern Company
Street Address: 241 Ralph McGill Blvd, Atlanta, GA 30308
Customer Project #: Task No. YAT-CCR-ASSMT-202651
Project Name: Georgia Power Yates
Site Collection Info/Facility ID (as applicable): YAT AP-3, A, B/B', R6

Contact/Report To: Trey Singleton
Phone #: 205.346.3317
E-Mail: rosingle@southernco.com
Cc E-Mail: Arcadis contacts
Invoice To:
Invoice E-Mail:
Purchase Order # (if applicable): GPC82474-0002
Quote #:

Time Zone Collected: [ ] AK [ ] PT [ ] MT [ ] CT [X] ET

County / State origin of sample(s): Georgia

Data Deliverables: [X] Level II [ ] Level III [ ] Level IV [X] EQUIS [ ] Other_____

Regulatory Program (DW, RCRA, etc.) as applicable:

Rush (Pre-approval required): [ ] 2 Day [ ] 3 day [ ] 5 day [ ] Other_____

Date Results Requested:

DW PWSID # or WW Permit # as applicable:

Field Filtered (if applicable): [ ] Yes [X] No

Analysis:

* Matrix Codes (insert in Matrix box below): Drinking Water (DW), Ground Water (GW), Waste Water (WW), Product (P), Soil/Solid (SS), Oil (OL), Wipe (WP), Tissue (TS), Bioassay (B), Vapor (V), Other (OT), Surface Water (SW),Sediment (SED), Sludge (SL), Caulk

Specify Container Size **: 3 3 2 1 3

Identify Container Preservative Type***: 2 1 1 2 1

**Container Size: (1) 1L, (2) 500mL, (3) 250mL, (4) 125mL, (5) 100mL, (6) 40mL vial, (7) EnCore, (8) TerraCore, (9) Other

*** Preservative Types: (1) None, (2) HNO3, (3) H2SO4, (4) HCl, (5) NaOH, (6) Zn Acetate, (7) NaHSO4, (8) Sod. Thiosulfate, (9) Ascorbic Acid, (10) MeOH, (11) Other

Lab Use Only: Proj. Mgr: Bonnie Vang; AcctNum / Client ID:; Table #:; Profile / Template: 16561; Prelog / Bottle Ord. ID:

Customer Sample ID	Matrix *	Comp / Grab	Collected (or Composite Start) Date	Collected (or Composite Start) Time	Composite End Date	Composite End Time	Res. CL2	Number & Type of Containers Plastic	Number & Type of Containers Glass	App III/IV Metals + Na, K, Mg	Cl, F, SO4 (EPA 300.0)	TDS (SM 2540C)	RAD SW846 9315/8320	Alkalinity (SM2320B)	Sample Comment	Preservation non-conformance identified for sample.
YAT-YGWC-23S	WG	G						7		X	X	X	X	X	See Remarks	
YAT-YAMW-1	WG	G						7		X	X	X	X	X	See Remarks	
YAT-AMA-R6-FD-1	WG	G						7		X	X	X	X	X	See Remarks	
YAT-YGWC-36A	WG	G						7		X	X	X	X	X	See Remarks	
YAT-YGWC-49	WG	G						7		X	X	X	X	X	See Remarks	
YAT-YGWC-38	WG	G						7		X	X	X	X	X	See Remarks	
YAT-YGWC-24SB	WG	G						7		X	X	X	X	X	See Remarks	
YAT-YGWC-41	WG	G	2/19/26	0845	—	—		7		X	X	X	X	X	See Remarks	
YAT-YGWC-42	WG	G						7		X	X	X	X	X	See Remarks	
YAT-YGWC-43	WG	G						7		X	X	X	X	X	See Remarks	

Customer Remarks / Special Conditions / Possible Hazards:
App III Metals: 6020B: B; 6010D: Ca
App IV: Metals 6020B: Sb, As, Ba, Be, Cd, Cr, Co, Pb, Li, Mo, Se, Tl; 7040A: Hg.
Additional metals (6010D): Na, K, Mg; For Alkalinity: report total, carbonate, and bicarbonate

Collected By:
Printed Name: (Arcadis) David Prouty
Signature: (Arcadis)

Additional Instructions from Pace®:

Coolers: Thermometer ID: Correction Factor (°C): Obs. Temp. (°C) Corrected Temp. (°C)

Relinquished by/Company: (Signature)	Date/Time:	Received by/Company: (Signature)	Date/Time:
David Prouty	2/20/26 1230	Chase Hunter	2/20/26
[illegible]	2/20/26		

Tracking Number:

Delivered by: [ ] In-Person [ ] Courier [ ] FedEx [ ] UPS [ ] Other

Page: of

Submitting a sample via this chain of custody constitutes acknowledgment and acceptance of the Pace® Terms and Conditions found at https://www.pacelabs.com/resource-library/resource/pace-terms-and-conditions/

ENV-FRM-CORQ-0019_v01_082123

Pace® Location Requested (City/State):
Pace Analytical Charlotte
9800 Kincey Ave Suite 100, Huntersville, NC 28078

CHAIN-OF-CUSTODY Analytical Request Document

Chain-of-Custody is a LEGAL DOCUMENT - Complete all relevant fields

LAB USE ONLY- Affix Workorder/Login Label Here

Scan QR Code for instructions

Company Name: Southern Company
Street Address: 241 Ralph McGill Blvd, Atlanta, GA 30308
Customer Project #: Task No. YAT-CCR-ASSMT-2026S1
Project Name: Georgia Power Yates
Site Collection Info/Facility ID (as applicable): YAT AP-3, A, B/B', R6

Contact/Report To: Trey Singleton
Phone #: 205.346.3317
E-Mail: rosingle@southernco.com
Cc E-Mail: Arcadis contacts
Invoice To:
Invoice E-Mail:
Purchase Order # (if applicable): GPC82474-0002
Quote #:

Time Zone Collected: [ ] AK [ ] PT [ ] MT [ ] CT [X] ET
County / State origin of sample(s): Georgia

Data Deliverables:
[X] Level II [ ] Level III [ ] Level IV
[X] EQUIS
[ ] Other_____

Regulatory Program (DW, RCRA, etc.) as applicable:
Rush (Pre-approval required): [ ] 2 Day [ ] 3 day [ ] 5 day [ ] Other_____
Date Results Requested:
DW PWSID # or WW Permit # as applicable:
Field Filtered (if applicable): [ ] Yes [X] No
Analysis:

* Matrix Codes (Insert in Matrix box below): Drinking Water (DW), Ground Water (GW), Waste Water (WW), Product (P), Soil/Solid (SS), Oil (OL), Wipe (WP), Tissue (TS), Bioassay (B), Vapor (V), Other (OT), Surface Water (SW),Sediment (SED), Sludge (SL), Caulk

Customer Sample ID	Matrix *	Comp / Grab	Collected (or Composite Start) Date	Collected (or Composite Start) Time	Composite End Date	Composite End Time	Res. CL2	Number & Type of Containers Plastic	Number & Type of Containers Glass	App III/IV Metals + Na, K, Mg	Cl, F, SO4 (EPA 300.0)	TDS (SM 2540C)	RAD SW846 9315/8320	Alkalinity (SM2320B)						Sample Comment	Preservation non-conformance identified for sample.
Specify Container Size **										3	3	2	1	3							
Identify Container Preservative Type***										2	1	1	2	1							
YAT-YAMW-2	WG	G	2/19/26	1645	—	—		7		X	X	X	X	X						See Remarks	
YAT-YAMW-3	WG	G						7		X	X	X	X	X						See Remarks	
YAT-YAMW-4	WG	G	2/19/26	1025	—	—		7		X	X	X	X	X						See Remarks	
YAT-YAMW-5	WG	G						7		X	X	X	X	X						See Remarks	
YAT-PZ-37	WG	G						7		X	X	X	X	X						See Remarks	
YAT-PZ-35	WG	G						7		X	X	X	X	X						See Remarks	
YAT-PZ-37D	WG	G						7		X	X	X	X	X						See Remarks	
YAT-PZ-51	WG	G						7		X	X	X	X	X						See Remarks	
YAT-PZ-52D	WG	G						7		X	X	X	X	X						See Remarks	
YAT-YGWC-50	WG	G						7		X	X	X	X	X						See Remarks	

Specify Container Size **: **Container Size: (1) 1L, (2) 500mL, (3) 250mL, (4) 125mL, (5) 100mL, (6) 40mL vial, (7) EnCore, (8) TerraCore, (9) Other

Identify Container Preservative Type***: *** Preservative Types: (1) None, (2) HNO3, (3) H2SO4, (4) HCl, (5) NaOH, (6) Zn Acetate, (7) NaHSO4, (8) Sod. Thiosulfate, (9) Ascorbic Acid, (10) MeOH, (11) Other

Lab Use Only:
Proj. Mgr: Bonnie Vang
AcctNum / Client ID:
Table #:
Profile / Template: 16561
Prelog / Bottle Ord. ID:

Customer Remarks / Special Conditions / Possible Hazards:
App III Metals: 6020B: B; 6010D: Ca
App IV: Metals 6020B: Sb, As, Ba, Be, Cd, Cr, Co, Pb, Li, Mo, Se, Tl; 7040A: Hg,
Additional metals (6010D): Na, K, Mg; For Alkalinity: report total, carbonate, and bicarbonate

Collected By:
Printed Name: (Arcadis): David Prouty
Signature: (Arcadis):

Additional Instructions from Pace®:

Coolers: Thermometer ID: Correction Factor (°C): Obs. Temp. (°C) Corrected Temp. (°C)

Relinquished by/Company: (Signature)	Date/Time:	Received by/Company: (Signature)	Date/Time:
	2/20/26 1230		2/20/26 1230
Relinquished by/Company: (Signature)	Date/Time:	Received by/Company: (Signature)	Date/Time:
Relinquished by/Company: (Signature)	Date/Time:	Received by/Company: (Signature)	Date/Time:
Relinquished by/Company: (Signature)	Date/Time:	Received by/Company: (Signature)	Date/Time:

Tracking Number:
Delivered by: [ ] In-Person [ ] Courier [ ] FedEX [ ] UPS [ ] Other
Page: of

Submitting a sample via this chain of custody constitutes acknowledgment and acceptance of the Pace® Terms and Conditions found at https://www.pacelabs.com/resource-library/resource/pace-terms-and-conditions/

ENV-FRM-CORQ-0019_v01_082123 ©

Pace®

Pace® Location Requested (City/State):
Pace Analytical Charlotte
9800 Kincey Ave. Suite 100, Huntersville, NC 28078

CHAIN-OF-CUSTODY Analytical Request Document

Chain-of-Custody is a LEGAL DOCUMENT - Complete all relevant fields

LAB USE ONLY- Affix Workorder/Login Label Here

Scan QR Code for instructions

Company Name: Southern Company
Street Address: 241 Ralph McGill Blvd, Atlanta, GA 30308

Contact/Report To: Trey Singleton
Phone #: 205.346.3317
E-Mail: rosingle@southernco.com
Cc E-Mail: Arcadis contacts

Customer Project #: Task No. YAT-CCR-ASSMT-202651
Project Name: Georgia Power Yates

Invoice To:
Invoice E-Mail:

Site Collection Info/Facility ID (as applicable): YAT AP-3, A, B/B', R6

Purchase Order # (If applicable): GPC82474-0002
Quote #:

Time Zone Collected: [ ] AK [ ] PT [ ] MT [X] CT [X] ET

County / State origin of sample(s): Georgia

Data Deliverables:
[X] Level II [ ] Level III [ ] Level IV
[X] EQUIS
[ ] Other_____

Regulatory Program (DW, RCRA, etc.) as applicable:

Rush (Pre-approval required):
[ ] 2 Day [ ] 3 day [ ] 5 day [ ] Other_____
Date Results Requested:

DW PWSID # or WW Permit # as applicable:

Field Filtered (if applicable): [ ] Yes [X] No
Analysis:

* Matrix Codes (Insert in Matrix box below): Drinking Water (DW), Ground Water (GW), Waste Water (WW), Product (P), Soil/Solid (SS), Oil (OL), Wipe (WP), Tissue (TS), Bioassay (B), Vapor (V), Other (OT), Surface Water (SW),Sediment (SED), Sludge (SL), Caulk

Specify Container Size **: 3 | 3 | 2 | 1 | 3

Identify Container Preservative Type***: 2 | 1 | 1 | 2 | 1

**Container Size: (1) 1L, (2) 500mL, (3) 250mL, (4) 125mL, (5) 100mL, (6) 40mL vial, (7) EnCore, (8) TerraCore, (9) Other

*** Preservative Types: (1) None, (2) HNO3, (3) H2SO4, (4) HCl, (5) NaOH, (6) Zn Acetate, (7) NaHSO4, (8) Sod. Thiosulfate, (9) Ascorbic Acid, (10) MeOH, (11) Other

Customer Sample ID	Matrix*	Comp / Grab	Collected (or Composite Start) Date	Collected (or Composite Start) Time	Composite End Date	Composite End Time	Res. CL2	Number & Type of Containers Plastic	Number & Type of Containers Glass	App III/IV Metals + Na, K, Mg	Cl, F, SO4 (EPA 300.0)	TDS (SM 2540C)	RAD SW846 9315/8320	Alkalinity (SM2320B)	Sample Comment	Preservation non-conformance identified for sample.
YAT-YGWC-23S	WG	G						7		X	X	X	X	X	See Remarks	
YAT-YAMW-1	WG	G						7		X	X	X	X	X	See Remarks	
YAT-AMA-R6-FD-1	WG	G						7		X	X	X	X	X	See Remarks	
YAT-YGWC-36A	WG	G						7		X	X	X	X	X	See Remarks	
YAT-YGWC-49	WG	G	2/19/26	1525				7		X	X	X	X	X	See Remarks	
YAT-YGWC-38	WG	G						7		X	X	X	X	X	See Remarks	
YAT-YGWC-24SB	WG	G						7		X	X	X	X	X	See Remarks	
YAT-YGWC-41	WG	G						7		X	X	X	X	X	See Remarks	
YAT-YGWC-42	WG	G						7		X	X	X	X	X	See Remarks	
YAT-YGWC-43	WG	G						7		X	X	X	X	X	See Remarks	

Lab Use Only:
Proj. Mgr: Bonnie Vang
AcctNum / Client ID:
Table #:
Profile / Template: 16561
Prelog / Bottle Ord. ID:

Customer Remarks / Special Conditions / Possible Hazards:
App III Metals: 6020B: B; 6010D: Ca
App IV: Metals 6020B: Sb, As, Ba, Be, Cd, Cr, Co, Pb, Li, Mo, Se, Tl; 7040A: Hg.
Additional metals (6010D): Na, K, Mg; For Alkalinity: report total, carbonate, and bicarbonate

Collected By:
Printed Name: (Arcadis) - Perry Studebaker
Signature: (Arcadis) - Perry Studebaker

Additional Instructions from Pace®:

# Coolers:	Thermometer ID:	Correction Factor (°C):	Obs. Temp. (°C)	Corrected Temp. (°C)

Relinquished by/Company: (Signature)	Date/Time:	Received by/Company: (Signature)	Date/Time:
Perry Studebaker / Arcadis	2/19/26 1730	[signature]	2/19/26 1730
[signature]	2/20/26 1230	Charles Hess	2/20/26 1230

Tracking Number:

Delivered by: [ ] In-Person [ ] Courier [ ] FedEX [ ] UPS [ ] Other

Page: of

Submitting a sample via this chain of custody constitutes acknowledgment and acceptance of the Pace® Terms and Conditions found at https://www.pacelabs.com/resource-library/resource/pace-terms-and-conditions/

ENV-FRM-CORQ-0019_v01_082123

Pace® Location Requested (City/State):
Pace Analytical Charlotte
9800 Kincey Ave. Suite 100, Huntersville, NC 28078

CHAIN-OF-CUSTODY Analytical Request Document

Chain-of-Custody is a LEGAL DOCUMENT - Complete all relevant fields

LAB USE ONLY- Affix Workorder/Login Label Here

Scan QR Code for instructions

Company Name: Southern Company
Street Address: 241 Ralph McGill Blvd, Atlanta, GA 30308
Customer Project #: Task No. YAT-CCR-ASSMT-202651
Project Name: Georgia Power Yates
Site Collection Info/Facility ID (as applicable): YAT AP-3, A, B/B', R6

Contact/Report To: Trey Singleton
Phone #: 205.346.3317
E-Mail: rosingle@southernco.com
Cc E-Mail: Arcadis contacts
Invoice To:
Invoice E-Mail:
Purchase Order # (If applicable): GPC82474-0002
Quote #:

Time Zone Collected: [ ] AK [ ] PT [ ] MT [ ] CT [X] ET
County / State origin of sample(s): Georgia

Data Deliverables: [X] Level II [ ] Level III [ ] Level IV [X] EQUIS [ ] Other_____
Regulatory Program (DW, RCRA, etc.) as applicable:
Rush (Pre-approval required): [ ] 2 Day [ ] 3 day [ ] 5 day [ ] Other_____
Date Results Requested:
DW PWSID # or WW Permit # as applicable:
Field Filtered (if applicable): [ ] Yes [X] No
Analysis:

* Matrix Codes (Insert in Matrix box below): Drinking Water (DW), Ground Water (GW), Waste Water (WW), Product (P), Soil/Solid (SS), Oil (OL), Wipe (WP), Tissue (TS), Bioassay (B), Vapor (V), Other (OT), Surface Water (SW), Sediment (SED), Sludge (SL), Caulk

Specify Container Size **: 3 3 2 1 3
Identify Container Preservative Type***: 2 1 1 2 1

**Container Size: (1) 1L, (2) 500mL, (3) 250mL, (4) 125mL, (5) 100mL, (6) 40mL vial, (7) EnCore, (8) TerraCore, (9) Other
*** Preservative Types: (1) None, (2) HNO3, (3) H2SO4, (4) HCl, (5) NaOH, (6) Zn Acetate, (7) NaHSO4, (8) Sod. Thiosulfate, (9) Ascorbic Acid, (10) MeOH, (11) Other

Lab Use Only: Proj. Mgr: Bonnie Vang; AcctNum / Client ID:; Table #:; Profile / Template: 16561; Prelog / Bottle Ord. ID:

Customer Sample ID	Matrix *	Comp / Grab	Collected (or Composite Start) Date	Collected (or Composite Start) Time	Composite End Date	Composite End Time	Res. CL2	Number & Type of Containers Plastic	Number & Type of Containers Glass	App III/IV Metals + Na, K, Mg	Cl, F, SO4 (EPA 300.0)	TDS (SM 2540C)	RAD SW846 9315/8320	Alkalinity (SM2320B)	Sample Comment	Preservation non-conformance identified for sample.
YAT-YGWC-23S	WG	G						7		X	X	X	X	X	See Remarks	
YAT-YAMW-1	WG	G						7		X	X	X	X	X	See Remarks	
YAT-AMA-R6-FD-1	WG	G						7		X	X	X	X	X	See Remarks	
YAT-YGWC-36A	WG	G						7		X	X	X	X	X	See Remarks	
YAT-YGWC-49	WG	G						7		X	X	X	X	X	See Remarks	
YAT-YGWC-38	WG	G						7		X	X	X	X	X	See Remarks	
YAT-YGWC-24SB	WG	G						7		X	X	X	X	X	See Remarks	
YAT-YGWC-41	WG	G						7		X	X	X	X	X	See Remarks	
YAT-YGWC-42	WG	G	2/19/26	1225				7		X	X	X	X	X	See Remarks	
YAT-YGWC-43	WG	G						7		X	X	X	X	X	See Remarks	

Customer Remarks / Special Conditions / Possible Hazards:
App III Metals: 6020B: B; 6010D: Ca
App IV: Metals 6020B: Sb, As, Ba, Be, Cd, Cr, Co, Pb, Li, Mo, Se, Tl; 7040A: Hg.
Additional metals (6010D): Na, K, Mg; For Alkalinity: report total, carbonate, and bicarbonate

Collected By:
Printed Name: (Arcadis) - Jessica Ware
Signature: (Arcadis) - Jessica A. Ware

Additional Instructions from Pace®:
Coolers: Thermometer ID: Correction Factor (°C): Obs. Temp. (°C) Corrected Temp. (°C)

Relinquished by/Company: (Signature)	Date/Time:	Received by/Company: (Signature)	Date/Time:
Jessica Ware	2/19/26 1730	[signature]	2/19/26 1730
[signature]	2/20/26 1230	[signature]	2/20/26 1230

Tracking Number:
Delivered by: [ ] In-Person [ ] Courier [ ] FedEX [ ] UPS [ ] Other
Page: of

Submitting a sample via this chain of custody constitutes acknowledgment and acceptance of the Pace® Terms and Conditions found at https://www.pacelabs.com/resource-library/resource/pace-terms-and-conditions/

ENV-FRM-CORQ-0019_v01_082123 ©

Pace® Location Requested (City/State):
Pace Analytical Charlotte
9800 Kincey Ave. Suite 100, Huntersville, NC 28078

CHAIN-OF-CUSTODY Analytical Request Document

Chain-of-Custody is a LEGAL DOCUMENT - Complete all relevant fields

LAB USE ONLY- Affix Workorder/Login Label Here

Scan QR Code for instructions

Company Name: Southern Company
Street Address: 241 Ralph McGill Blvd, Atlanta, GA 30308
Customer Project #: Task No. YAT-CCR-ASSMT-202651
Project Name: Georgia Power Yates
Site Collection Info/Facility ID (as applicable): YAT AP-3, A, B/B', R6

Contact/Report To: Trey Singleton
Phone #: 205.346.3317
E-Mail: rosingle@southernco.com
Cc E-Mail: Arcadis contacts
Invoice To:
Invoice E-Mail:
Purchase Order # (if applicable): GPC82474-0002
Quote #:

Time Zone Collected: [ ] AK [ ] PT [ ] MT [ ] CT [X] ET
County / State origin of sample(s): Georgia

Data Deliverables:
[X] Level II [ ] Level III [ ] Level IV
[X] EQUIS
[ ] Other_____

Regulatory Program (DW, RCRA, etc.) as applicable:
Rush (Pre-approval required): [ ] 2 Day [ ] 3 day [ ] 5 day [ ] Other_____
Date Results Requested:
DW PWSID # or WW Permit # as applicable:
Field Filtered (if applicable): [ ] Yes [X] No
Analysis:

* Matrix Codes (insert in Matrix box below): Drinking Water (DW), Ground Water (GW), Waste Water (WW), Product (P), Soil/Solid (SS), Oil (OL), Wipe (WP), Tissue (TS), Bioassay (B), Vapor (V), Other (OT), Surface Water (SW), Sediment (SED), Sludge (SL), Caulk

Specify Container Size **: 3 | 3 | 2 | 1 | 3
Identify Container Preservative Type***: 2 | 1 | 1 | 2 | 1

**Container Size: (1) 1L, (2) 500mL, (3) 250mL, (4) 125mL, (5) 100mL, (6) 40mL vial, (7) EnCore, (8) TerraCore, (9) Other

*** Preservative Types: (1) None, (2) HNO3, (3) H2SO4, (4) HCl, (5) NaOH, (6) Zn Acetate, (7) NaHSO4, (8) Sod. Thiosulfate, (9) Ascorbic Acid, (10) MeOH, (11) Other

Customer Sample ID	Matrix *	Comp / Grab	Collected (or Composite Start) Date	Collected (or Composite Start) Time	Composite End Date	Composite End Time	Res. CL2	Number & Type of Containers Plastic	Number & Type of Containers Glass	App III/IV Metals + Na, K, Mg	Cl, F, SO4 (EPA 300.0)	TDS (SM 2540C)	RAD SW846 9315/8320	Alkalinity (SM2320B)	Sample Comment	Preservation non-conformance identified for sample
YAT-YAMW-2	WG	G						7		X	X	X	X	X	See Remarks	
YAT-YAMW-3	WG	G	2/19/26	0903	—	—	—	7		X	X	X	X	X	See Remarks	
YAT-YAMW-4	WG	G						7		X	X	X	X	X	See Remarks	
YAT-YAMW-5	WG	G						7		X	X	X	X	X	See Remarks	
YAT-PZ-37	WG	G						7		X	X	X	X	X	See Remarks	
YAT-PZ-35	WG	G						7		X	X	X	X	X	See Remarks	
YAT-PZ-37D	WG	G						7		X	X	X	X	X	See Remarks	
YAT-PZ-51	WG	G						7		X	X	X	X	X	See Remarks	
YAT-PZ-52D	WG	G						7		X	X	X	X	X	See Remarks	
YAT-YGWC-50	WG	G						7		X	X	X	X	X	See Remarks	

Lab Use Only:
Proj. Mgr: Bonnie Vang
AcctNum / Client ID:
Table #:
Profile / Template: 16561
Prelog / Bottle Ord. ID:

Customer Remarks / Special Conditions / Possible Hazards:
App III Metals: 6020B: B; 6010D: Ca
App IV: Metals 6020B: Sb, As, Ba, Be, Cd, Cr, Co, Pb, Li, Mo, Se, Tl; 7040A: Hg.
Additional metals (6010D): Na, K, Mg; For Alkalinity: report total, carbonate, and bicarbonate

Collected By:
Printed Name: (Arcadis) Jessica Ware
Signature: (Arcadis) - Jessica Ware

Additional Instructions from Pace®:

Coolers: Thermometer ID: Correction Factor (°C): Obs. Temp. (°C) Corrected Temp. (°C)

Relinquished by/Company: (Signature)	Date/Time:	Received by/Company: (Signature)	Date/Time:
Jessica Ware	2/19/26 1730	[illegible]	2/19/26 1730
[illegible]	2/20/26 1230	[illegible]	2/20/26 1230

Tracking Number:
Delivered by: [ ] In-Person [ ] Courier [ ] FedEX [ ] UPS [ ] Other
Page: of

Submitting a sample via this chain of custody constitutes acknowledgment and acceptance of the Pace® Terms and Conditions found at https://www.pacelabs.com/resource-library/resource/pace-terms-and-conditions/

ENV-FRM-CORQ-0019_v01_082123 ©

Pace® Location Requested (City/State):
Pace Analytical Charlotte
9800 Kincey Ave. Suite 100, Huntersville, NC 28078

CHAIN-OF-CUSTODY Analytical Request Document

Chain-of-Custody is a LEGAL DOCUMENT - Complete all relevant fields

LAB USE ONLY- Affix Workorder/Login Label Here

Scan QR Code for instructions

Company Name: Southern Company
Street Address: 241 Ralph McGill Blvd, Atlanta, GA 30308

Contact/Report To: Trey Singleton
Phone #: 205.346.3317
E-Mail: rosingle@southernco.com
Cc E-Mail: Arcadis contacts

Customer Project #: Task No. YAT-CCR-ASSMT-202651
Project Name: Georgia Power Yates

Invoice To:
Invoice E-Mail:
Purchase Order # (if applicable): GPCB2474-0002
Quote #:

Site Collection Info/Facility ID (as applicable):
YAT AP-3, A, B/B', R6

Time Zone Collected: [ ] AK [ ] PT [ ] MT [ ] CT [X] ET

County / State origin of sample(s): Georgia

Data Deliverables:
[X] Level II [ ] Level III [ ] Level IV
[X] EQUIS
[ ] Other_____

Regulatory Program (DW, RCRA, etc.) as applicable:

Rush (Pre-approval required):
[ ] 2 Day [ ] 3 day [ ] 5 day [ ] Other_____
Date Results Requested:

DW PWSID # or WW Permit # as applicable:
Field Filtered (if applicable): [ ] Yes [ ] No
Analysis:

Specify Container Size **: 3 | 3 | 2 | 1 | 3
Identify Container Preservative Type***: 2 | 1 | 1 | 2 | 1

**Container Size: (1) 1L, (2) 500mL, (3) 250mL, (4) 125mL, (5) 100mL, (6) 40mL vial, (7) EnCore, (8) TerraCore, (9) Other

*** Preservative Types: (1) None, (2) HNO3, (3) H2SO4, (4) HCl, (5) NaOH, (6) Zn Acetate, (7) NaHSO4, (8) Sod. Thiosulfate, (9) Ascorbic Acid, (10) MeOH, (11) Other

Lab Use Only: Proj. Mgr: Bonnie Vang; AcctNum / Client ID:; Table #:; Profile / Template: 16561; Prelog / Bottle Ord. ID:

* Matrix Codes (Insert in Matrix box below): Drinking Water (DW), Ground Water (GW), Waste Water (WW), Product (P), Soil/Solid (SS), Oil (OL), Wipe (WP), Tissue (TS), Bioassay (B), Vapor (V), Other (OT), Surface Water (SW),Sediment (SED), Sludge (SL), Caulk

Customer Sample ID	Matrix *	Comp / Grab	Collected (or Composite Start) Date	Collected (or Composite Start) Time	Composite End Date	Composite End Time	Res. CL2	Number & Type of Containers: Plastic	Number & Type of Containers: Glass	App III/IV Metals + Na, K, Mg	Cl, F, SO4 (EPA 300.0)	TDS (SM 2540C)	RAD SW846 9315/8320	Alkalinity (SM2320B)						Sample Comment	Preservation non-conformance identified for sample.
YAT-YGWC-23S	WG	G	2/19/26	1100				7		X	X	X	X	X						See Remarks	
YAT-YAMW-1	WG	G						7		X	X	X	X	X						See Remarks	
YAT-AMA-R6-FD-1	WG	G						7		X	X	X	X	X						See Remarks	
YAT-YGWC-36A	WG	G						7		X	X	X	X	X						See Remarks	
YAT-YGWC-49	WG	G						7		X	X	X	X	X						See Remarks	
YAT-YGWC-38	WG	G						7		X	X	X	X	X						See Remarks	
YAT-YGWC-24SB	WG	G						7		X	X	X	X	X						See Remarks	
YAT-YGWC-41	WG	G						7		X	X	X	X	X						See Remarks	
YAT-YGWC-42	WG	G						7		X	X	X	X	X						See Remarks	
YAT-YGWC-43	WG	G						7		X	X	X	X	X						See Remarks	

Customer Remarks / Special Conditions / Possible Hazards:
App III Metals: 6020B: B; 6010D: Ca
App IV: Metals 6020B: Sb, As, Ba, Be, Cd, Cr, Co, Pb, Li, Mo, Se, Tl; 7040A: Hg.
Additional metals (6010D): Na, K, Mg; For Alkalinity: report total, carbonate, and bicarbonate

Collected By:
Printed Name: (Arcadis) - Jake Swanson
Signature: (Arcadis) -

Additional Instructions from Pace®:

Coolers: Thermometer ID: Correction Factor (°C): Obs. Temp. (°C) Corrected Temp. (°C)

Relinquished by/Company: (Signature)	Date/Time:	Received by/Company: (Signature)	Date/Time:
Arcadis	2/19/26 1730		2/19/26 1730
	2/20/26 1230		2/20/26 1230

Tracking Number:

Delivered by: [ ] In-Person [ ] Courier [ ] FedEx [ ] UPS [ ] Other

Page: of

Submitting a sample via this chain of custody constitutes acknowledgment and acceptance of the Pace® Terms and Conditions found at https://www.pacelabs.com/resource-library/resource/pace-terms-and-conditions/

ENV-FRM-CORQ-0019_v01_082123

Pace® Location Requested (City/State):
Pace Analytical Charlotte
9800 Kincey Ave. Suite 100, Huntersville, NC 28078

CHAIN-OF-CUSTODY Analytical Request Document

Chain-of-Custody is a LEGAL DOCUMENT - Complete all relevant fields

LAB USE ONLY- Affix Workorder/Login Label Here

Scan QR Code for instructions

Company Name: Southern Company
Street Address: 241 Ralph McGill Blvd, Atlanta, GA 30308
Customer Project #: Task No. YAT-CCR-ASSMT-202651
Project Name: Georgia Power Yates
Site Collection Info/Facility ID (as applicable): YAT AP-3, A, B/B', R6

Contact/Report To: Trey Singleton
Phone #: 205.346.3317
E-Mail: rosingle@southernco.com
Cc E-Mail: Arcadis contacts
Invoice To:
Invoice E-Mail:
Purchase Order # (if applicable): GPC82474-0002
Quote #:

Time Zone Collected: [ ] AK [ ] PT [ ] MT [ ] CT [X] ET
County / State origin of sample(s): Georgia

Data Deliverables: [X] Level II [ ] Level III [ ] Level IV [X] EQUIS [ ] Other_____
Regulatory Program (DW, RCRA, etc.) as applicable:
Rush (Pre-approval required): [ ] 2 Day [ ] 3 day [ ] 5 day [ ] Other_____
Date Results Requested:
DW PWSID # or WW Permit # as applicable:
Field Filtered (if applicable): [ ] Yes [ ] No
Analysis:

* Matrix Codes (Insert in Matrix box below): Drinking Water (DW), Ground Water (GW), Waste Water (WW), Product (P), Soil/Solid (SS), Oil (OL), Wipe (WP), Tissue (TS), Bioassay (B), Vapor (V), Other (OT), Surface Water (SW), Sediment (SED), Sludge (SL), Caulk

Specify Container Size **: 3 | 3 | 2 | 1 | 3
Identify Container Preservative Type***: 2 | 1 | 1 | 2 | 1
Analysis Requested

**Container Size: (1) 1L, (2) 500mL, (3) 250mL, (4) 125mL, (5) 100mL, (6) 40mL vial, (7) EnCore, (8) TerraCore, (9) Other
*** Preservative Types: (1) None, (2) HNO3, (3) H2SO4, (4) HCl, (5) NaOH, (6) Zn Acetate, (7) NaHSO4, (8) Sod. Thiosulfate, (9) Ascorbic Acid, (10) MeOH, (11) Other

Lab Use Only: Proj. Mgr: Bonnie Vang; AcctNum / Client ID:; Table #:; Profile / Template: 16561; Prelog / Bottle Ord. ID:

Customer Sample ID	Matrix *	Comp / Grab	Collected (or Composite Start) Date	Collected (or Composite Start) Time	Composite End Date	Composite End Time	Res. CL2	Number & Type of Containers Plastic	Number & Type of Containers Glass	App III/IV Metals + Na, K, Mg	Cl, F, SO4 (EPA 300.0)	TDS (SM 2540C)	RAD SW846 9315/8320	Alkalinity (SM2320B)	Sample Comment	Preservation non-conformance identified for sample.
YAT-YAMW-2	WG	G						7		X	X	X	X	X	See Remarks	
YAT-YAMW-3	WG	G						7		X	X	X	X	X	See Remarks	
YAT-YAMW-4	WG	G						7		X	X	X	X	X	See Remarks	
YAT-YAMW-5	WG	G	2/19/26	0855				7		X	X	X	X	X	See Remarks	
YAT-PZ-37	WG	G						7		X	X	X	X	X	See Remarks	
YAT-PZ-35	WG	G						7		X	X	X	X	X	See Remarks	
YAT-PZ-37D	WG	G						7		X	X	X	X	X	See Remarks	
YAT-PZ-51	WG	G						7		X	X	X	X	X	See Remarks	
YAT-PZ-52D	WG	G						7		X	X	X	X	X	See Remarks	
YAT-YGWC-50	WG	G						7		X	X	X	X	X	See Remarks	

Customer Remarks / Special Conditions / Possible Hazards:
App III Metals: 6020B: B; 6010D: Ca
App IV: Metals 6020B: Sb, As, Ba, Be, Cd, Cr, Co, Pb, Li, Mo, Se, Tl; 7040A: Hg.
Additional metals (6010D): Na, K, Mg; For Alkalinity: report total, carbonate, and bicarbonate

Collected By:
Printed Name: (Arcadis) - Jake Swanson
Signature: (Arcadis) -

Additional Instructions from Pace®:
Coolers: Thermometer ID: Correction Factor (°C): Obs. Temp. (°C) Corrected Temp. (°C)

Relinquished by/Company: (Signature)	Date/Time:	Received by/Company: (Signature)	Date/Time:
Arcadis	2/19/26 1730		2/19/26 1730
	2/20/26 1230		2/20/26 1230

Tracking Number:
Delivered by: [ ] In-Person [ ] Courier [ ] FedEX [ ] UPS [ ] Other

Submitting a sample via this chain of custody constitutes acknowledgment and acceptance of the Pace® Terms and Conditions found at https://www.pacelabs.com/resource-library/resource/pace-terms-and-conditions/

Page: of

ENV-FRM-CORQ-0019_v01_082123

Pace® Location Requested (City/State):
Pace Analytical Charlotte
9800 Kincey Ave. Suite 100, Huntersville, NC 28078

CHAIN-OF-CUSTODY Analytical Request Document

Chain-of-Custody is a LEGAL DOCUMENT - Complete all relevant fields

LAB USE ONLY- Affix Workorder/Login Label Here

Scan QR Code for instructions

Company Name: Southern Company
Street Address: 241 Ralph McGill Blvd, Atlanta, GA 30308

Contact/Report To: Trey Singleton
Phone #: 205.346.3317
E-Mail: rosingle@southernco.com
Cc E-Mail: Arcadis contacts

Customer Project #: Task No. YAT-CCR-ASSMT-202651
Project Name: Georgia Power Yates

Invoice To:
Invoice E-Mail:

Site Collection Info/Facility ID (as applicable):
YAT AP-3, A, B/B', R6

Purchase Order # (if applicable): GPC82474-0002
Quote #:

Time Zone Collected: [ ] AK [ ] PT [ ] MT [ ] CT [X] ET

County / State origin of sample(s): Georgia

Data Deliverables:
[X] Level II [ ] Level III [ ] Level IV
[X] EQUIS
[ ] Other_____

Regulatory Program (DW, RCRA, etc.) as applicable:

Rush (Pre-approval required):
[ ] 2 Day [ ] 3 day [ ] 5 day [ ] Other_____
Date Results Requested:

DW PWSID # or WW Permit # as applicable:

Field Filtered (if applicable): [ ] Yes [ ] No
Analysis:

* Matrix Codes (Insert in Matrix box below): Drinking Water (DW), Ground Water (GW), Waste Water (WW), Product (P), Soil/Solid (SS), Oil (OL), Wipe (WP), Tissue (TS), Bioassay (B), Vapor (V), Other (OT), Surface Water (SW),Sediment (SED), Sludge (SL), Caulk

Customer Sample ID	Matrix *	Comp / Grab	Collected (or Composite Start) Date	Collected (or Composite Start) Time	Composite End Date	Composite End Time	Res. Cl2	Number & Type of Containers Plastic	Number & Type of Containers Glass	App III/IV Metals + Na, K, Mg	Cl, F, SO4 (EPA 300.0)	TDS (SM 2540C)	RAD SW846 9315/8320	Alkalinity (SM2320B)						Sample Comment	Preservation non-conformance identified for sample.
Specify Container Size **										3	3	2	1	3							
Identify Container Preservative Type***										2	1	1	2	1							
YAT-AMA-R6-EB-1	WG	G	2/19/26	1600				7		X	X	X	X	X						See Remarks	
YAT-AMA-R6-FB-1	WG	G						7		X	X	X	X	X						See Remarks	
YAT-YGWC-245B	WG	G						7		X	X	X	X	X						See Remarks	
YAT-PZ-55	WG	G	2/19/26	1355				7		X	X	X	X	X						See Remarks	
YAT-YGWC-PZ-54D	WG	G						7		X	X	X	X	X						See Remarks	
YAT-AMA-R6-FD-2	WG	G						7		X	X	X	X	X						See Remarks	

**Container Size: (1) 1L, (2) 500mL, (3) 250mL, (4) 125mL, (5) 100mL, (6) 40mL vial, (7) EnCore, (8) TerraCore, (9) Other

*** Preservative Types: (1) None, (2) HNO3, (3) H2SO4, (4) HCl, (5) NaOH, (6) Zn Acetate, (7) NaHSO4, (8) Sod. Thiosulfate, (9) Ascorbic Acid, (10) MeOH, (11) Other

Lab Use Only
Proj. Mgr: Bonnie Vang
Acct/Num / Client ID:
Table #:
Profile / Template: 16561
Prelog / Bottle Ord. ID:

Customer Remarks / Special Conditions / Possible Hazards:
App III Metals: 6020B: B; 6010D: Ca
App IV: Metals 6020B: Sb, As, Ba, Be, Cd, Cr, Co, Pb, Li, Mo, Se, Tl; 7040A: Hg.
Additional metals (6010D): Na, K, Mg; For Alkalinity: report total, carbonate, and bicarbonate

Collected By:
Printed Name: (Arcadis) - Jake Swanson
Signature: (Arcadis) -

Additional Instructions from Pace®:

Coolers: Thermometer ID: Correction Factor (°C): Obs. Temp. (°C) Corrected Temp. (°C)

Relinquished by/Company: (Signature)	Date/Time:	Received by/Company: (Signature)	Date/Time:
Arcadis	2/19/26 1730		2/19/26 1730
	2/20/26 1230		2/20/26 1230

Tracking Number:

Delivered by: [ ] In-Person [ ] Courier [ ] FedEX [ ] UPS [ ] Other

Page: of

Submitting a sample via this chain of custody constitutes acknowledgment and acceptance of the Pace® Terms and Conditions found at https://www.pacelabs.com/resource-library/resource/pace-terms-and-conditions/

ENV-FRM-CORQ-0019_v01_082123 ©

Quality Control Sample Performance Assessment

Pace Analytical
www.pacelabs.com

Test:	Ra-228
Analyst:	JJS1
Date:	3/4/2026
Worklist:	89619
Matrix:	WT

Analyst Must Manually Enter All Fields Highlighted in Yellow.

Method Blank Assessment	
MB Sample ID	3914011
MB concentration:	0.278
M/B 2 Sigma CSU:	0.274
MB MDC:	0.557
MB Numerical Performance Indicator:	1.98
MB Status vs Numerical Indicator:	Pass
MB Status vs. MDC:	Pass

Laboratory Control Sample Assessment	LCSD (Y or N)?	Y
	LCS89619	LCSD89619
Count Date:	3/12/2026	3/17/2026
Spike I.D.:	23-043	23-043
Decay Corrected Spike Concentration (pCi/mL):	29.495	29.445
Volume Used (mL):	0.10	0.10
Aliquot Volume (L, g, F):	0.817	0.821
Target Conc. (pCi/L, g, F):	3.611	3.589
Uncertainty (Calculated):	0.177	0.176
Result (pCi/L, g, F):	3.297	3.897
LCS/LCSD 2 Sigma CSU (pCi/L, g, F):	0.817	0.962
Numerical Performance Indicator:	-0.74	0.62
Percent Recovery:	91.31%	108.59%
Status vs Numerical Indicator:	N/A	N/A
Status vs Recovery:	Pass	Pass
Upper % Recovery Limits:	135%	135%
Lower % Recovery Limits:	60%	60%

Sample Matrix Spike Control Assessment	MS/MSD 1	MS/MSD 2
Sample Collection Date:		
Sample I.D.		
Sample MS I.D.		
Sample MSD I.D.		
Spike I.D.:		
MS/MSD Decay Corrected Spike Concentration (pCi/mL):		
Spike Volume Used in MS (mL):		
Spike Volume Used in MSD (mL):		
MS Aliquot (L, g, F):		
MS Target Conc.(pCi/L, g, F):		
MSD Aliquot (L, g, F):		
MSD Target Conc. (pCi/L, g, F):		
MS Spike Uncertainty (calculated):		
MSD Spike Uncertainty (calculated):		
Sample Result:		
Sample Result 2 Sigma CSU (pCi/L, g, F):		
Sample Matrix Spike Result:		
Matrix Spike Result 2 Sigma CSU (pCi/L, g, F):		
Sample Matrix Spike Duplicate Result:		
Matrix Spike Duplicate Result 2 Sigma CSU (pCi/L, g, F):		
MS Numerical Performance Indicator:		
MSD Numerical Performance Indicator:		
MS Percent Recovery:		
MSD Percent Recovery:		
MS Status vs Numerical Indicator:		
MSD Status vs Numerical Indicator:		
MS Status vs Recovery:		
MSD Status vs Recovery:		
MS/MSD Upper % Recovery Limits:		
MS/MSD Lower % Recovery Limits:		

Duplicate Sample Assessment		
Sample I.D.:	LCS89619	Enter Duplicate sample IDs if other than LCS/LCSD in the space below.
Duplicate Sample I.D.	LCSD89619	
Sample Result (pCi/L, g, F):	3.297	
Sample Result 2 Sigma CSU (pCi/L, g, F):	0.817	
Sample Duplicate Result (pCi/L, g, F):	3.897	
Sample Duplicate Result 2 Sigma CSU (pCi/L, g, F):	0.962	
Are sample and/or duplicate results below RL?	NO	
Duplicate Numerical Performance Indicator:	-0.931	
(Based on the LCS/LCSD Percent Recoveries) Duplicate RPD:	17.29%	
Duplicate Status vs Numerical Indicator:	Pass	
Duplicate Status vs RPD:	Pass	
% RPD Limit:	36%	

Matrix Spike/Matrix Spike Duplicate Sample Assessment		
Sample I.D.		
Sample MS I.D.		
Sample MSD I.D.		
Sample Matrix Spike Result:		
Matrix Spike Result 2 Sigma CSU (pCi/L, g, F):		
Sample Matrix Spike Duplicate Result:		
Matrix Spike Duplicate Result 2 Sigma CSU (pCi/L, g, F):		
Duplicate Numerical Performance Indicator:		
(Based on the Percent Recoveries) MS/ MSD Duplicate RPD:		
MS/ MSD Duplicate Status vs Numerical Indicator:		
MS/ MSD Duplicate Status vs RPD:		
% RPD Limit:		

Evaluation of duplicate precision is not applicable if either the sample or duplicate results are below the MDC.

Comments:

UAM3/18/26

3-18-26
JJS

Quality Control Sample Performance Assessment

Pace Analytical™ www.pacelabs.com

Test:	Ra-228
Analyst:	JJS1
Date:	3/5/2026
Worklist:	89662
Matrix:	WT

Analyst Must Manually Enter All Fields Highlighted in Yellow.

Method Blank Assessment	
MB Sample ID	3917134
MB concentration:	0.277
M/B 2 Sigma CSU:	0.305
MB MDC:	0.631
MB Numerical Performance Indicator:	1.78
MB Status vs Numerical Indicator:	Pass
MB Status vs. MDC:	Pass

Laboratory Control Sample Assessment	LCSD (Y or N)?	Y
	LCS89662	LCSD89662
Count Date:	3/12/2026	3/12/2026
Spike I.D.:	23-043	23-043
Decay Corrected Spike Concentration (pCi/mL):	29.494	29.494
Volume Used (mL):	0.10	0.10
Aliquot Volume (L, g, F):	0.816	0.819
Target Conc. (pCi/L, g, F):	3.616	3.602
Uncertainty (Calculated):	0.177	0.176
Result (pCi/L, g, F):	3.306	3.487
LCS/LCSD 2 Sigma CSU (pCi/L, g, F):	0.823	0.876
Numerical Performance Indicator:	-0.72	-0.25
Percent Recovery:	91.43%	96.81%
Status vs Numerical Indicator:	N/A	N/A
Status vs Recovery:	Pass	Pass
Upper % Recovery Limits:	135%	135%
Lower % Recovery Limits:	60%	60%

Sample Matrix Spike Control Assessment	MS/MSD 1	MS/MSD 2
Sample Collection Date:		
Sample I.D.		
Sample MS I.D.		
Sample MSD I.D.		
Spike I.D.:		
MS/MSD Decay Corrected Spike Concentration (pCi/mL):		
Spike Volume Used in MS (mL):		
Spike Volume Used in MSD (mL):		
MS Aliquot (L, g, F):		
MS Target Conc.(pCi/L, g, F):		
MSD Aliquot (L, g, F):		
MSD Target Conc. (pCi/L, g, F):		
MS Spike Uncertainty (calculated):		
MSD Spike Uncertainty (calculated):		
Sample Result:		
Sample Result 2 Sigma CSU (pCi/L, g, F):		
Sample Matrix Spike Result:		
Matrix Spike Result 2 Sigma CSU (pCi/L, g, F):		
Sample Matrix Spike Duplicate Result:		
Matrix Spike Duplicate Result 2 Sigma CSU (pCi/L, g, F):		
MS Numerical Performance Indicator:		
MSD Numerical Performance Indicator:		
MS Percent Recovery:		
MSD Percent Recovery:		
MS Status vs Numerical Indicator:		
MSD Status vs Numerical Indicator:		
MS Status vs Recovery:		
MSD Status vs Recovery:		
MS/MSD Upper % Recovery Limits:		
MS/MSD Lower % Recovery Limits:		

Duplicate Sample Assessment		
Sample I.D.:	LCS89662	Enter Duplicate sample IDs if other than LCS/LCSD in the space below.
Duplicate Sample I.D.	LCSD89662	
Sample Result (pCi/L, g, F):	3.306	
Sample Result 2 Sigma CSU (pCi/L, g, F):	0.823	
Sample Duplicate Result (pCi/L, g, F):	3.487	
Sample Duplicate Result 2 Sigma CSU (pCi/L, g, F):	0.876	
Are sample and/or duplicate results below RL?	NO	
Duplicate Numerical Performance Indicator:	-0.296	
(Based on the LCS/LCSD Percent Recoveries) Duplicate RPD:	5.72%	
Duplicate Status vs Numerical Indicator:	Pass	
Duplicate Status vs RPD:	Pass	
% RPD Limit:	36%	

Matrix Spike/Matrix Spike Duplicate Sample Assessment		
Sample I.D.		
Sample MS I.D.		
Sample MSD I.D.		
Sample Matrix Spike Result:		
Matrix Spike Result 2 Sigma CSU (pCi/L, g, F):		
Sample Matrix Spike Duplicate Result:		
Matrix Spike Duplicate Result 2 Sigma CSU (pCi/L, g, F):		
Duplicate Numerical Performance Indicator:		
(Based on the Percent Recoveries) MS/ MSD Duplicate RPD:		
MS/ MSD Duplicate Status vs Numerical Indicator:		
MS/ MSD Duplicate Status vs RPD:		
% RPD Limit:		

Evaluation of duplicate precision is not applicable if either the sample or duplicate results are below the MDC.

3-13-26

Comments:

VAL
3/13/26

Quality Control Sample Performance Assessment

Pace Analytical™
www.pacelabs.com

Test:	Ra-226
Analyst:	SLC
Date:	3/6/2026
Worklist:	89618
Matrix:	WT

Analyst Must Manually Enter All Fields Highlighted in Yellow.

Method Blank Assessment	
MB Sample ID	3914007
MB concentration:	0.237
M/B 2 Sigma CSU:	0.253
MB MDC:	0.525
MB Numerical Performance Indicator:	1.84
MB Status vs Numerical Indicator:	Pass
MB Status vs. MDC:	N/A

Laboratory Control Sample Assessment	LCSD (Y or N)?	Y
	LCS89618	LCSD89618
Count Date:	3/9/2026	3/9/2026
Spike I.D.:	23-014	23-014
Decay Corrected Spike Concentration (pCi/mL):	25.004	25.004
Volume Used (mL):	0.10	0.10
Aliquot Volume (L, g, F):	0.500	0.509
Target Conc. (pCi/L, g, F):	4.998	4.917
Uncertainty (Calculated):	0.235	0.231
Result (pCi/L, g, F):	5.428	5.232
LCS/LCSD 2 Sigma CSU (pCi/L, g, F):	1.040	1.024
Numerical Performance Indicator:	0.79	0.59
Percent Recovery:	108.61%	106.42%
Status vs Numerical Indicator:	Pass	Pass
Status vs Recovery:	N/A	N/A
Upper % Recovery Limits:	125%	125%
Lower % Recovery Limits:	75%	75%

Sample Matrix Spike Control Assessment	MS/MSD 1	MS/MSD 2
Sample Collection Date:		
Sample I.D.		
Sample MS I.D.		
Sample MSD I.D.		
Spike I.D.:		
MS/MSD Decay Corrected Spike Concentration (pCi/mL):		
Spike Volume Used in MS (mL):		
Spike Volume Used in MSD (mL):		
MS Aliquot (L, g, F):		
MS Target Conc.(pCi/L, g, F):		
MSD Aliquot (L, g, F):		
MSD Target Conc. (pCi/L, g, F):		
MS Spike Uncertainty (calculated):		
MSD Spike Uncertainty (calculated):		
Sample Result:		
Sample Result 2 Sigma CSU (pCi/L, g, F):		
Sample Matrix Spike Result:		
Matrix Spike Result 2 Sigma CSU (pCi/L, g, F):		
Sample Matrix Spike Duplicate Result:		
Matrix Spike Duplicate Result 2 Sigma CSU (pCi/L, g, F):		
MS Numerical Performance Indicator:		
MSD Numerical Performance Indicator:		
MS Percent Recovery:		
MSD Percent Recovery:		
MS Status vs Numerical Indicator:		
MSD Status vs Numerical Indicator:		
MS Status vs Recovery:		
MSD Status vs Recovery:		
MS/MSD Upper % Recovery Limits:		
MS/MSD Lower % Recovery Limits:		

Duplicate Sample Assessment		
Sample I.D.:	LCS89618	92845359012
Duplicate Sample I.D.	LCSD89618	92845359012DUP
Sample Result (pCi/L, g, F):	5.428	0.233
Sample Result 2 Sigma CSU (pCi/L, g, F):	1.040	0.202
Sample Duplicate Result (pCi/L, g, F):	5.232	0.312
Sample Duplicate Result 2 Sigma CSU (pCi/L, g, F):	1.024	0.231
Are sample and/or duplicate results below RL?	NO	See Below ##
Duplicate Numerical Performance Indicator:	0.263	-0.508
(Based on the LCS/LCSD Percent Recoveries) Duplicate RPD:	2.03%	29.19%
Duplicate Status vs Numerical Indicator:	Pass	Pass
Duplicate Status vs RPD:	N/A	N/A
% RPD Limit:	25%	25%

Matrix Spike/Matrix Spike Duplicate Sample Assessment		
Sample I.D.		
Sample MS I.D.		
Sample MSD I.D.		
Sample Matrix Spike Result:		
Matrix Spike Result 2 Sigma CSU (pCi/L, g, F):		
Sample Matrix Spike Duplicate Result:		
Matrix Spike Duplicate Result 2 Sigma CSU (pCi/L, g, F):		
Duplicate Numerical Performance Indicator:		
(Based on the Percent Recoveries) MS/ MSD Duplicate RPD:		
MS/ MSD Duplicate Status vs Numerical Indicator:		
MS/ MSD Duplicate Status vs RPD:		
% RPD Limit:		

Evaluation of duplicate precision is not applicable if either the sample or duplicate results are below the MDC.

Comments:

LAM 3/10/26

CT 3-10-26

Quality Control Sample Performance Assessment

Pace Analytical™
www.pacelabs.com

Test:	Ra-226
Analyst:	SLC
Date:	3/12/2026
Worklist:	89661
Matrix:	WT

Analyst Must Manually Enter All Fields Highlighted in Yellow.

Method Blank Assessment	
MB Sample ID	3917130
MB concentration:	-0.019
M/B 2 Sigma CSU:	0.101
MB MDC:	0.295
MB Numerical Performance Indicator:	-0.36
MB Status vs Numerical Indicator:	Pass
MB Status vs. MDC:	N/A

Laboratory Control Sample Assessment	LCSD (Y or N)?	Y
	LCS89661	LCSD89661
Count Date:	3/16/2026	3/16/2026
Spike I.D.:	23-014	23-014
Decay Corrected Spike Concentration (pCi/mL):	25.004	25.004
Volume Used (mL):	0.10	0.10
Aliquot Volume (L, g, F):	0.502	0.501
Target Conc. (pCi/L, g, F):	4.985	4.989
Uncertainty (Calculated):	0.234	0.234
Result (pCi/L, g, F):	4.885	5.114
LCS/LCSD 2 Sigma CSU (pCi/L, g, F):	0.932	0.983
Numerical Performance Indicator:	-0.20	0.24
Percent Recovery:	97.99%	102.51%
Status vs Numerical Indicator:	Pass	Pass
Status vs Recovery:	N/A	N/A
Upper % Recovery Limits:	125%	125%
Lower % Recovery Limits:	75%	75%

Sample Matrix Spike Control Assessment	MS/MSD 1	MS/MSD 2
Sample Collection Date:		
Sample I.D.		
Sample MS I.D.		
Sample MSD I.D.		
Spike I.D.:		
MS/MSD Decay Corrected Spike Concentration (pCi/mL):		
Spike Volume Used in MS (mL):		
Spike Volume Used in MSD (mL):		
MS Aliquot (L, g, F):		
MS Target Conc.(pCi/L, g, F):		
MSD Aliquot (L, g, F):		
MSD Target Conc. (pCi/L, g, F):		
MS Spike Uncertainty (calculated):		
MSD Spike Uncertainty (calculated):		
Sample Result:		
Sample Result 2 Sigma CSU (pCi/L, g, F):		
Sample Matrix Spike Result:		
Matrix Spike Result 2 Sigma CSU (pCi/L, g, F):		
Sample Matrix Spike Duplicate Result:		
Matrix Spike Duplicate Result 2 Sigma CSU (pCi/L, g, F):		
MS Numerical Performance Indicator:		
MSD Numerical Performance Indicator:		
MS Percent Recovery:		
MSD Percent Recovery:		
MS Status vs Numerical Indicator:		
MSD Status vs Numerical Indicator:		
MS Status vs Recovery:		
MSD Status vs Recovery:		
MS/MSD Upper % Recovery Limits:		
MS/MSD Lower % Recovery Limits:		

Duplicate Sample Assessment		
Sample I.D.:	LCS89661	92845359023
Duplicate Sample I.D.	LCSD89661	92845359023DUP
Sample Result (pCi/L, g, F):	4.885	0.387
Sample Result 2 Sigma CSU (pCi/L, g, F):	0.932	0.231
Sample Duplicate Result (pCi/L, g, F):	5.114	0.276
Sample Duplicate Result 2 Sigma CSU (pCi/L, g, F):	0.983	0.187
Are sample and/or duplicate results below RL?	NO	See Below ##
Duplicate Numerical Performance Indicator:	-0.332	0.735
(Based on the LCS/LCSD Percent Recoveries) Duplicate RPD:	4.50%	33.56%
Duplicate Status vs Numerical Indicator:	Pass	Pass
Duplicate Status vs RPD:	N/A	N/A
% RPD Limit:	25%	25%

Matrix Spike/Matrix Spike Duplicate Sample Assessment		
Sample I.D.		
Sample MS I.D.		
Sample MSD I.D.		
Sample Matrix Spike Result:		
Matrix Spike Result 2 Sigma CSU (pCi/L, g, F):		
Sample Matrix Spike Duplicate Result:		
Matrix Spike Duplicate Result 2 Sigma CSU (pCi/L, g, F):		
Duplicate Numerical Performance Indicator:		
(Based on the Percent Recoveries) MS/ MSD Duplicate RPD:		
MS/ MSD Duplicate Status vs Numerical Indicator:		
MS/ MSD Duplicate Status vs RPD:		
% RPD Limit:		

Evaluation of duplicate precision is not applicable if either the sample or duplicate results are below the MDC.

Comments:

LAM 3/17/26

LT 3-17-26

Pace Analytical Services, LLC
9800 Kincey Ave. Suite 100
Huntersville, NC 28078
(704)875-9092

March 16, 2026

Trey Singleton
Southern Company
241 Ralp McGill Blvd NE
Bin 10160
Atlanta, GA 30308

RE: Project: Plant Yates-R6-RADs
Pace Project No.: 92845479

Dear Trey Singleton:

Enclosed are the analytical results for sample(s) received by the laboratory on February 20, 2026. The results relate only to the samples included in this report. Results reported herein conform to the applicable TNI/NELAC Standards and the laboratory's Quality Manual, where applicable, unless otherwise noted in the body of the report.

The test results provided in this final report were generated by each of the following laboratories within the Pace Network:

- Pace Analytical Services - Greensburg

If you have any questions concerning this report, please feel free to contact me.

Sincerely,

Bonnie Vang

Bonnie Vang
bonnie.vang@pacelabs.com
704-977-0968
Project Manager

Enclosures

cc: Geoffrey Gay, Arcadis-ATL
Laura Midkiff, Southern Company
Alex Simpson, Arcadis
Jessica Ware, Arcadis
Albert Zumbuhl, Arcadis

REPORT OF LABORATORY ANALYSIS

This report shall not be reproduced, except in full,
without the written consent of Pace Analytical Services, LLC.

Pace Analytical Services, LLC
9800 Kincey Ave. Suite 100
Huntersville, NC 28078
(704)875-9092

CERTIFICATIONS

Project: Plant Yates-R6-RADs
Pace Project No.: 92845479

Pace Analytical Services Pennsylvania
1638 Roseytown Rd Suites 2,3&4, Greensburg, PA 15601
ANABISO/IEC 17025:2017 Rad Cert#: L24170
Alabama Certification #: 41590
Arizona Certification #: AZ0734
Arkansas Certification
California Certification #: 2950
Colorado Certification #: PA01547
Connecticut Certification #: PH-0694
EPA Region 3 DW Rad
Florida/TNI Certification #: E87683
Georgia Certification #: C040
Guam Certification
Hawaii Certification
Idaho Certification
Illinois Certification
Indiana Certification
Iowa Certification #: 391
Kansas Certification #: E-10358
Kentucky Certification #: KY90133
KY WW Permit #: KY0098221
KY WW Permit #: KY0000221
Louisiana DHH/TNI Certification #: LA010
Louisiana DEQ/TNI Certification #: 04086
Maine Certification #: 2023021
Maryland Certification #: 308
Massachusetts Certification #: M-PA1457
Michigan/PADEP Certification #: 9991
Missouri Certification #: 235
Montana Certification #: Cert0082
Nebraska Certification #: NE-OS-29-14
Nevada Certification #: PA014572023-03
New Hampshire/TNI Certification #: 297622
New Jersey/TNI Certification #: PA051
New Mexico Certification #: PA01457
New York/TNI Certification #: 10888
North Carolina Certification #: 42706
North Dakota Certification #: R-190
Ohio EPA Rad Approval: #41249
Oregon/TNI Certification #: PA200002-015
Pennsylvania/TNI Certification #: 65-00282
Puerto Rico Certification #: PA01457
Rhode Island Certification #: 65-00282
South Dakota Certification
Tennessee Certification #: TN02867
Texas/TNI Certification #: T104704188-22-18
Utah/TNI Certification #: PA014572223-14
USDA Soil Permit #: 525-23-67-77263
Vermont Dept. of Health: ID# VT-0282
Virgin Island/PADEP Certification
Virginia/VELAP Certification #: 460198
Washington Certification #: C868
West Virginia DEP Certification #: 143
West Virginia DHHR Certification #: 9964C
Wisconsin Approve List for Rad

This report shall not be reproduced, except in full,
without the written consent of Pace Analytical Services, LLC.

Pace Analytical Services, LLC
9800 Kincey Ave. Suite 100
Huntersville, NC 28078
(704)875-9092

SAMPLE SUMMARY

Project: Plant Yates-R6-RADs
Pace Project No.: 92845479

Lab ID	Sample ID	Matrix	Date Collected	Date Received
92845479001	**YAT-YGWC-50**	Water	02/19/26 10:55	02/20/26 12:30

This report shall not be reproduced, except in full,
without the written consent of Pace Analytical Services, LLC.

Pace Analytical Services, LLC
9800 Kincey Ave. Suite 100
Huntersville, NC 28078
(704)875-9092

SAMPLE ANALYTE COUNT

Project: Plant Yates-R6-RADs
Pace Project No.: 92845479

Lab ID	Sample ID	Method	Analysts	Analytes Reported	Laboratory
92845479001	**YAT-YGWC-50**	EPA 9315	SLC	1	PASI-PA
		EPA 9320	JJS1	1	PASI-PA
		Total Radium Calculation	JAL	1	PASI-PA

PASI-PA = Pace Analytical Services - Greensburg

This report shall not be reproduced, except in full,
without the written consent of Pace Analytical Services, LLC.

Pace Analytical Services, LLC
9800 Kincey Ave. Suite 100
Huntersville, NC 28078
(704)875-9092

SUMMARY OF DETECTION

Project: Plant Yates-R6-RADs
Pace Project No.: 92845479

Lab Sample ID Method	Client Sample ID Parameters	Result	Units	Report Limit	Analyzed	Qualifiers
92845479001	**YAT-YGWC-50**					
EPA 9315	Radium-226	0.182U ± 0.323 (0.736) C:77% T:NA	pCi/L		03/12/26 08:23	
EPA 9320	Radium-228	0.927 ± 0.461 (0.804) C:80% T:79%	pCi/L		03/11/26 12:35	
Total Radium Calculation	Total Radium	1.11U ± 0.784 (1.54)	pCi/L		03/13/26 15:59	

This report shall not be reproduced, except in full,
without the written consent of Pace Analytical Services, LLC.

Pace Analytical Services, LLC
9800 Kincey Ave. Suite 100
Huntersville, NC 28078
(704)875-9092

ANALYTICAL RESULTS - RADIOCHEMISTRY

Project: Plant Yates-R6-RADs
Pace Project No.: 92845479

Sample: YAT-YGWC-50 **Lab ID: 92845479001** Collected: 02/19/26 10:55 Received: 02/20/26 12:30 Matrix: Water
PWS: Site ID: Sample Type:

Parameters	Method	Act ± Unc (MDC) Carr Trac	Units	Analyzed	CAS No.	Qual
	Pace Analytical Services - Greensburg					
Radium-226	EPA 9315	**0.182U ± 0.323 (0.736) C:77% T:NA**	pCi/L	03/12/26 08:23	13982-63-3	
	Pace Analytical Services - Greensburg					
Radium-228	EPA 9320	**0.927 ± 0.461 (0.804) C:80% T:79%**	pCi/L	03/11/26 12:35	15262-20-1	
	Pace Analytical Services - Greensburg					
Total Radium	Total Radium Calculation	**1.11U ± 0.784 (1.54)**	pCi/L	03/13/26 15:59	7440-14-4	

This report shall not be reproduced, except in full,
without the written consent of Pace Analytical Services, LLC.

Pace Analytical Services, LLC
9800 Kincey Ave. Suite 100
Huntersville, NC 28078
(704)875-9092

QUALITY CONTROL - RADIOCHEMISTRY

Project: Plant Yates-R6-RADs
Pace Project No.: 92845479

QC Batch: 803445
QC Batch Method: EPA 9320
Analysis Method: EPA 9320
Analysis Description: 9320 Radium 228
Laboratory: Pace Analytical Services - Greensburg
Associated Lab Samples: 92845479001

METHOD BLANK: 3921363
Matrix: Water
Associated Lab Samples: 92845479001

Parameter	Act ± Unc (MDC) Carr Trac	Units	Analyzed	Qualifiers
Radium-228	0.0946 ± 0.358 (0.814) C:71% T:88%	pCi/L	03/11/26 15:51	

Results presented on this page are in the units indicated by the "Units" column except where an alternate unit is presented to the right of the result.

REPORT OF LABORATORY ANALYSIS

This report shall not be reproduced, except in full,
without the written consent of Pace Analytical Services, LLC.

Pace Analytical Services, LLC
9800 Kincey Ave. Suite 100
Huntersville, NC 28078
(704)875-9092

QUALITY CONTROL - RADIOCHEMISTRY

Project: Plant Yates-R6-RADs
Pace Project No.: 92845479

QC Batch: 803444
QC Batch Method: EPA 9315
Analysis Method: EPA 9315
Analysis Description: 9315 Total Radium
Laboratory: Pace Analytical Services - Greensburg
Associated Lab Samples: 92845479001

METHOD BLANK: 3921360
Matrix: Water
Associated Lab Samples: 92845479001

Parameter	Act ± Unc (MDC) Carr Trac	Units	Analyzed	Qualifiers
Radium-226	-0.0317 ± 0.313 (0.832) C:69% T:NA	pCi/L	03/12/26 08:22	

Results presented on this page are in the units indicated by the "Units" column except where an alternate unit is presented to the right of the result.

REPORT OF LABORATORY ANALYSIS

This report shall not be reproduced, except in full,
without the written consent of Pace Analytical Services, LLC.

Pace Analytical Services, LLC
9800 Kincey Ave. Suite 100
Huntersville, NC 28078
(704)875-9092

QUALIFIERS

Project: Plant Yates-R6-RADs
Pace Project No.: 92845479

DEFINITIONS

DF - Dilution Factor, if reported, represents the factor applied to the reported data due to dilution of the sample aliquot.

ND - Not Detected at or above adjusted reporting limit.

TNTC - Too Numerous To Count

J - Estimated concentration above the adjusted method detection limit and below the adjusted reporting limit.

MDL - Adjusted Method Detection Limit.

PQL - Practical Quantitation Limit.

RL - Reporting Limit - The lowest concentration value that meets project requirements for quantitative data with known precision and bias for a specific analyte in a specific matrix.

S - Surrogate

1,2-Diphenylhydrazine decomposes to and cannot be separated from Azobenzene using Method 8270. The result for each analyte is a combined concentration.

Consistent with EPA guidelines, unrounded data are displayed and have been used to calculate % recovery and RPD values.

LCS(D) - Laboratory Control Sample (Duplicate)

MS(D) - Matrix Spike (Duplicate)

DUP - Sample Duplicate

RPD - Relative Percent Difference

NC - Not Calculable.

SG - Silica Gel - Clean-Up

U - Indicates the compound was analyzed for, but not detected.

Acid preservation may not be appropriate for 2 Chloroethylvinyl ether.

A separate vial preserved to a pH of 4-5 is recommended in SW846 Chapter 4 for the analysis of Acrolein and Acrylonitrile by EPA Method 8260.

N-Nitrosodiphenylamine decomposes and cannot be separated from Diphenylamine using Method 8270. The result reported for each analyte is a combined concentration.

Reported results are not rounded until the final step prior to reporting. Therefore, calculated parameters that are typically reported as "Total" may vary slightly from the sum of the reported component parameters.

Act - Activity

Unc - Uncertainty: SDWA = 1.96 sigma count uncertainty, all other matrices = Expanded Uncertainty (95% confidence interval). Gamma Spec = Expanded Uncertainty (95.4% Confidence Interval)

(MDC) - Minimum Detectable Concentration

Trac - Tracer Recovery (%)

Carr - Carrier Recovery (%)

Pace Analytical is TNI accredited. Contact your Pace PM for the current list of accredited analytes.

TNI - The NELAC Institute.

WORKORDER QUALIFIERS

WO: 92845479

[1] ARCADIS

[2] DO NOT DILUTE. MUST MEET REPORTING LIMITS. LET PM KNOW FIRST IF THERE ARE ISSUES.

This report shall not be reproduced, except in full,
without the written consent of Pace Analytical Services, LLC.

Pace Analytical Services, LLC
9800 Kincey Ave. Suite 100
Huntersville, NC 28078
(704)875-9092

QUALITY CONTROL DATA CROSS REFERENCE TABLE

Project: Plant Yates-R6-RADs
Pace Project No.: 92845479

Lab ID	Sample ID	QC Batch Method	QC Batch	Analytical Method	Analytical Batch
92845479001	**YAT-YGWC-50**	EPA 9315	803444		
92845479001	**YAT-YGWC-50**	EPA 9320	803445		
92845479001	**YAT-YGWC-50**	Total Radium Calculation	805571		

This report shall not be reproduced, except in full,
without the written consent of Pace Analytical Services, LLC.

Pace	DC#_Title: ENV-FRM-HUN1-0083 v05_Sample Condition Upon Receipt
	Effective Date: 05/24/2024

Laboratory receiving samples:

Asheville ☐ Eden ☐ Greenwood ☐ Huntersville ☐ Raleigh ☐ Mechanicsville ☐ Atlanta ☑ Kernersville ☐

Sample Condition Upon Receipt

WO# : 92845479

92845479

Client Name: GA Power

Project #:

Courier: ☐ Commercial ☐ Fed Ex ☐ UPS ☐ USPS ☑ Client ☑ Pace ☐ Other:____

JG 2/20/26

Custody Seal Present? ☐ Yes ☑ No **Seals Intact?** ☐ Yes ☐ No ☑ N/A

Date/Initials Person Examining Contents: JG 2/20/26

Packing Material: ☑ Bubble Wrap ☐ Bubble Bags ☐ None ☐ Other

Biological Tissue Frozen? ☐ Yes ☐ No ☑ N/A

Thermometer: ☑ IR Gun ID: 214

Type of Ice: ☑ Wet ☐ Blue ☐ None

Cooler Temp: 4.3

Correction Factor: Add/Subtract (°C) 0.0

Cooler Temp Corrected (°C): 4.3

Temp should be above freezing to 6°C

☐ Samples out of temp criteria. Samples on ice, cooling process has begun

USDA Regulated Soil (☐ N/A, water sample)

Did samples originate in a quarantine zone within the United States: CA, NY, or SC (check maps)? ☐ Yes ☐ No

Did samples originate from a foreign source (internationally, including Hawaii and Puerto Rico)? ☐ Yes ☐ No

				Comments/Discrepancy:
Chain of Custody Present?	☑ Yes	☐ No	☐ N/A	1.
Samples Arrived within Hold Time?	☑ Yes	☐ No	☐ N/A	2.
Short Hold Time Analysis (<72 hr.)?	☐ Yes	☑ No	☐ N/A	3.
Rush Turn Around Time Requested?	☐ Yes	☑ No	☐ N/A	4.
Sufficient Volume?	☑ Yes	☐ No	☐ N/A	5.
Correct Containers Used?	☑ Yes	☐ No	☐ N/A	6.
-Pace Containers Used?	☑ Yes	☐ No	☐ N/A	
Containers Intact?	☑ Yes	☐ No	☐ N/A	7.
Dissolved analysis: Samples Field Filtered?	☐ Yes	☐ No	☑ N/A	8.
Sample Labels Match COC? -Includes Date/Time/ID/Analysis Matrix: WG	☑ Yes	☐ No	☐ N/A	9.
Headspace in VOA Vials (>5-6mm)?	☐ Yes	☐ No	☑ N/A	10.
Trip Blank Present?	☐ Yes	☐ No	☑ N/A	11.
Trip Blank Custody Seals Present?	☐ Yes	☐ No	☑ N/A	

COMMENTS/SAMPLE DISCREPANCY

Field Data Required? ☐ Yes ☐ No

Lot ID of split containers:

CLIENT NOTIFICATION/RESOLUTION

Person contacted: _____ Date/Time: _____

Project Manager SCURF Review: _____ **Date:** _____

Project Manager SRF Review: _____ **Date:** _____

Pace

DC#_Title: ENV-FRM-HUN1-0083 v05_Sample Condition Upon Receipt

Effective Date: 05/24/2024

WO# : 92845479

PM: BV **Due Date: 03/13/26**

CLIENT: 92-GP-Yates

*Check mark top half of box if pH and/or dechlorination is verified and within the acceptance range for preservation samples.

Exceptions: VOA, Coliform, TOC, Oil and Grease, DRO/8015 (water) DOC, LLHg

**Bottom half of box is to list number of bottles

***Check all unpreserved Nitrates for chlorine

Project #

Laboratory Receiving Location: Asheville ☐ Eden ☐ Greenwood ☐ Huntersville ☐ Raleigh ☐ Mec[illegible] ☐ Atlanta ☑ Kernersville ☐

Client GA Power Profile/EZ (Circle one) _____ Notes _____

Item#	BP4U-125 mL Plastic Unpreserved (N/A) (Cl-)	BP3U-250 mL Plastic Unpreserved (N/A)	BP2U-500 mL Plastic Unpreserved (N/A)	BP1U-1 liter Plastic Unpreserved (N/A)		BP4S-125 mL Plastic H2SO4 (pH < 2) (Cl-)	BP3N-250 mL plastic HNO3 (pH < 2)	BP4Z-125 mL Plastic ZN Acetate & NaOH (>9)	BP4B-125 mL Plastic NaOH (pH > 12) (Cl-)	WGFU-Wide-mouthed Glass jar Unpreserved	AG1U-1 liter Amber Unpreserved (N/A) (Cl-)	AG1H-1 liter Amber HCl (pH < 2)	AG3U-250 mL Amber Unpreserved (N/A) (Cl-)	AG1S-1 liter Amber H2SO4 (pH < 2)	AG3S-250 mL Amber H2SO4 (pH < 2)	DG9A-40 mL Amber NH4Cl (N/A)(Cl-)	DG9H-40 mL VOA HCl (N/A)	VG9T-40 mL VOA Na2S2O3 (N/A)	VG9U-40 mL VOA Unpreserved (N/A)	DG9V-40 mL VOA H3PO4 (N/A)	KP7U-50 mL Plastic Unpreserved (N/A)	V/GK (3 vials per kit)-VPH/Gas kit (N/A)	SP5T-125 mL Sterile Plastic (N/A – lab)	SP2T-250 mL Sterile Plastic (N/A – lab)	GPIN	BP3R-250 mL Plastic (NH2)2SO4 (9.3-9.7)	AG0U-100 mL Amber Unpreserved (N/A) (Cl-)	VSGU-20 mL Scintillation vials (N/A)	DG9U-40 mL Amber Unpreserved vials (N/A)
CC																														
1		2	1				2 ✓																			2				
2		2	1				2 ✓																			2				
3		2	1				2 ✓																			2				
4		2	1				2 ✓																			2				
5		2	1				2 ✓																			2				
6		2	1				2 ✓																			2				
7		2	1				2 ✓																			2				
8		2	1				2 ✓																			2				
9		2	1				2 ✓																			2				
10		2	1				2 ✓																			2				
11		2	1				2 ✓																			2				
12		2	1				2 ✓																			2				

pH Adjustment Log for Preserved Samples

Sample ID	Type of Preservative	pH upon receipt	Date preservation adjusted	Time preservation adjusted	Amount of Preservative added	Lot #

Note: Whenever there is a discrepancy affecting North Carolina compliance samples, a copy of this form will be sent to the North Carolina DENR Certification Office (i.e. Out of hold, incorrect preservative, out of temp, incorrect containers.

Qualtrax ID: 69614

DC#_Title: ENV-FRM-HUN1-0083 v05_Sample Condition Upon Receipt

Effective Date: 05/24/2024

*Check mark top half of box if pH and/or dechlorination is verified and within the acceptance range for preservation samples.
Exceptions: VOA, Coliform, TOC, Oil and Grease, DRO/8015 (water) DOC, LLHg
**Bottom half of box is to list number of bottles
***Check all unpreserved Nitrates for chlorine

Project #

Laboratory Receiving Location: Asheville ☐ Eden ☐ Greenwood ☐ Huntersville ☐ Raleigh ☐ Mechanicsville ☐ Atlanta ☑ Kernersville ☐

Client GA Power Profile/EZ (Circle one)_____ Notes_____

Item#	BP4U-125 mL Plastic Unpreserved (N/A) (Cl-)	BP3U-250 mL Plastic Unpreserved (N/A)	BP2U-500 mL Plastic Unpreserved (N/A)	BP1U-1 liter Plastic Unpreserved (N/A)		BP4S-125 mL Plastic H2SO4 (pH < 2) (Cl-)	BP3N-250 mL plastic HNO3 (pH < 2)	BP4Z-125 mL Plastic ZN Acetate & NaOH (>9)	BP4B-125 mL Plastic NaOH (pH > 12) (Cl-)	WGFU-Wide-mouthed Glass jar Unpreserved	AG1U-1 liter Amber Unpreserved (N/A) (Cl-)	AG1H-1 liter Amber HCl (pH < 2)	AG3U-250 mL Amber Unpreserved (N/A) (Cl-)	AG1S-1 liter Amber H2SO4 (pH < 2)	AG3S-250 mL Amber H2SO4 (pH < 2)	DG94-40 mL Amber NH4Cl (N/A)(Cl-)	DG9H-40 mL VOA HCl (N/A)	VG9T-40 mL VOA Na2S2O3 (N/A)	VG9U-40 mL VOA Unpreserved (N/A)	DG9V-40 mL VOA H3PO4 (N/A)	KP7U-50 mL Plastic Unpreserved (N/A)	V/GK (3 vials per kit)-VPH/Gas kit (N/A)	SP5T-125 mL Sterile Plastic (N/A – lab)	SP2T-250 mL Sterile Plastic (N/A – lab)	BPIN	BP3R-250 mL Plastic (NH2)2SO4 (9.3-9.7)	AG0U-100 mL Amber Unpreserved (N/A) (Cl-)	VSGU-20 mL Scintillation vials (N/A)	DG9U-40 mL Amber Unpreserved vials (N/A)
CC																														
1/13		2	1				2																			2				
2/14		2	1				2																			2				
3/15		2	1				2																			2				
4/16		2	1				2																			2				
5																														
6																														
7																														
8																														
9																														
10																														
11																														
12																														

pH Adjustment Log for Preserved Samples

Sample ID	Type of Preservative	pH upon receipt	Date preservation adjusted	Time preservation adjusted	Amount of Preservative added	Lot #

Note: Whenever there is a discrepancy affecting North Carolina compliance samples, a copy of this form will be sent to the North Carolina DENR Certification Office (i.e. Out of hold, incorrect preservative, out of temp, incorrect containers.

Pace® Location Requested (City/State):
Pace Analytical Charlotte
9800 Kincey Ave. Suite 100, Huntersville, NC 28078

CHAIN-OF-CUSTODY Analytical Request Document

Chain-of-Custody is a LEGAL DOCUMENT - Complete all relevant fields

LAB USE ONLY- Affix Workorder/Login Label Here

Scan QR Code for instructions

Company Name: Georgia Power- Yates
Street Address: 241 Ralp McGill Blvd NE
Bin 10160
Atlanta, GA 30308
Customer Project #:
Project Name: Plant Yates- R6
Site Collection Info/Facility ID (as applicable):

Contact/Report To: Trey Singleton
Phone #:
E-Mail: rosingle@southernco.com
Cc E-Mail:

Invoice To: Account Payable
Invoice E-Mail: georgiapowerinvoices@southernco.com
Purchase Order # (if applicable): GPC82474-0010
Quote #:

Time Zone Collected: [ ] AK [ ] PT [ ] MT [Y] CT [ ] ET

County / State origin of sample(s): Georgia

Data Deliverables: [ ] Level II [ ] Level III [ ] Level IV [ ] EQUIS [ ] Other

Regulatory Program (DW, RCRA, etc.) as applicable: Reportable [ ] Yes [ ] No

Rush (Pre-approval required): [ ] Same Day [ ] 1 Day [ ] 2 Day [ ] 3 Day [ ] Other _____

DW PWSID # or WW Permit # as applicable:

Date Results Requested:

Field Filtered (if applicable): [ ] Yes [X] No
Analysis:

* Matrix Codes (Insert in Matrix box below): Drinking Water (DW), Ground Water (GW), Waste Water (WW), Product (P), Soil/Solid (SS), Oil (OL), Wipe (WP), Tissue (TS), Bioassay (B), Vapor (V), Surface Water (SW),Sediment (SED), Sludge (SL), Caulk (CK), Leachate (LL), Biosolid (BS), Other (OT)

Specify Container Size **
Identify Container Preservative Type***
Analysis Requested

**Container Size: (1) 1L, (2) 500mL, (3) 250mL, (4) 125mL, (5) 100mL, (6) 40mL vial, (7) EnCore, (8) TerraCore, (9) 90mL, (10) Other

*** Preservative Types: (1) None, (2) HNO3, (3) H2SO4, (4) HCl, (5) NaOH, (6) Zn Acetate, (7) NaHSO4, (8) Sod. Thiosulfate, (9) Ascorbic Acid, (10) MeOH, (11) Other

Lab Use Only: Proj. Mgr: Bonnie Vang; AcctNum / Client ID:; Table #:; Profile / Template: 16561; Prelog / Bottle Ord. ID: EZ 3364479

Customer Sample ID	Matrix *	Comp / Grab	Composite Start Date	Composite Start Time	Collected or Composite End Date	Collected or Composite End Time	# Cont.	Res. Chlorine Results	Res. Chlorine Units	2320B Alkalinity	2540C Total Dissolved Solids	300.0-Cl, SO4, F	APP III/IV (+Na, Mg, K)	RAD 226/228 (9315/9320)	Sample Comment	Preservation non-conformance identified for sample.
YAT-PZ-37D	WT									X	X	X	X			
YAT-PZ-51	WT									X	X	X	X			
YAT-PZ-52D	WT									X	X	X	X			
YAT-YGWC-50	WT	G	2/19/26	1055						X	X	X	X			
YAT-PZ-54D	WT									X	X	X	X			
YAT-PZ-55	WT									X	X	X	X			
YAT-YGWC-38	WT									X	X	X	X			
YAT-AMA-R6-FD-2	WT													X		
YAT-YGWC-41	WT													X		
YAT-YGWC-42	WT													X		
														X		

Additional Instructions from Pace®:

Collected By: (Printed Name) Perry Studebaker
Signature:

Customer Remarks / Special Conditions / Possible Hazards:

Coolers: Thermometer ID: Correction Factor (°C): Obs. Temp. (°C) Corrected Temp. (°C) On Ice:

Relinquished by/Company: (Signature)	Date/Time:	Received by/Company: (Signature)	Date/Time:
Arcadis	2/19/26 1730		2/19/26 1730
	2/20/26 1230		2/20/26 1230

Tracking Number:

Delivered by: [ ] In- Person [ ] Courier [ ] FedEX [ ] UPS [ ] Other

Submitting a sample via this chain of custody constitutes acknowledgment and acceptance of the Pace® Terms and Conditions found at https://www.pacelabs.com/resource-library/resource/pace-terms-and-conditions/

Quality Control Sample Performance Assessment

Pace Analytical™ www.pacelabs.com

Test:	Ra-228
Analyst:	JJS1
Date:	3/9/2026
Worklist:	89731
Matrix:	WT

Analyst Must Manually Enter All Fields Highlighted in Yellow.

Method Blank Assessment	
MB Sample ID	3921363
MB concentration:	0.095
M/B 2 Sigma CSU:	0.358
MB MDC:	0.814
MB Numerical Performance Indicator:	0.52
MB Status vs Numerical Indicator:	Pass
MB Status vs. MDC:	Pass

Laboratory Control Sample Assessment	LCSD (Y or N)?	Y
	LCS89731	LCSD89731
Count Date:	3/11/2026	3/11/2026
Spike I.D.:	23-043	23-043
Decay Corrected Spike Concentration (pCi/mL):	29.503	29.503
Volume Used (mL):	0.10	0.10
Aliquot Volume (L, g, F):	0.819	0.819
Target Conc. (pCi/L, g, F):	3.601	3.604
Uncertainty (Calculated):	0.176	0.177
Result (pCi/L, g, F):	3.579	4.087
LCS/LCSD 2 Sigma CSU (pCi/L, g, F):	0.885	0.970
Numerical Performance Indicator:	-0.05	0.96
Percent Recovery:	99.39%	113.40%
Status vs Numerical Indicator:	N/A	N/A
Status vs Recovery:	Pass	Pass
Upper % Recovery Limits:	135%	135%
Lower % Recovery Limits:	60%	60%

Sample Matrix Spike Control Assessment	MS/MSD 1	MS/MSD 2
Sample Collection Date:		
Sample I.D.		
Sample MS I.D.		
Sample MSD I.D.		
Spike I.D.:		
MS/MSD Decay Corrected Spike Concentration (pCi/mL):		
Spike Volume Used in MS (mL):		
Spike Volume Used in MSD (mL):		
MS Aliquot (L, g, F):		
MS Target Conc.(pCi/L, g, F):		
MSD Aliquot (L, g, F):		
MSD Target Conc. (pCi/L, g, F):		
MS Spike Uncertainty (calculated):		
MSD Spike Uncertainty (calculated):		
Sample Result:		
Sample Result 2 Sigma CSU (pCi/L, g, F):		
Sample Matrix Spike Result:		
Matrix Spike Result 2 Sigma CSU (pCi/L, g, F):		
Sample Matrix Spike Duplicate Result:		
Matrix Spike Duplicate Result 2 Sigma CSU (pCi/L, g, F):		
MS Numerical Performance Indicator:		
MSD Numerical Performance Indicator:		
MS Percent Recovery:		
MSD Percent Recovery:		
MS Status vs Numerical Indicator:		
MSD Status vs Numerical Indicator:		
MS Status vs Recovery:		
MSD Status vs Recovery:		
MS/MSD Upper % Recovery Limits:		
MS/MSD Lower % Recovery Limits:		

Duplicate Sample Assessment		
Sample I.D.:	LCS89731	Enter Duplicate sample IDs if other than LCS/LCSD in the space below.
Duplicate Sample I.D.	LCSD89731	
Sample Result (pCi/L, g, F):	3.579	
Sample Result 2 Sigma CSU (pCi/L, g, F):	0.885	
Sample Duplicate Result (pCi/L, g, F):	4.087	
Sample Duplicate Result 2 Sigma CSU (pCi/L, g, F):	0.970	
Are sample and/or duplicate results below RL?	NO	
Duplicate Numerical Performance Indicator:	-0.758	
(Based on the LCS/LCSD Percent Recoveries) Duplicate RPD:	13.17%	
Duplicate Status vs Numerical Indicator:	Pass	
Duplicate Status vs RPD:	Pass	
% RPD Limit:	36%	

Matrix Spike/Matrix Spike Duplicate Sample Assessment		
Sample I.D.		
Sample MS I.D.		
Sample MSD I.D.		
Sample Matrix Spike Result:		
Matrix Spike Result 2 Sigma CSU (pCi/L, g, F):		
Sample Matrix Spike Duplicate Result:		
Matrix Spike Duplicate Result 2 Sigma CSU (pCi/L, g, F):		
Duplicate Numerical Performance Indicator:		
(Based on the Percent Recoveries) MS/ MSD Duplicate RPD:		
MS/ MSD Duplicate Status vs Numerical Indicator:		
MS/ MSD Duplicate Status vs RPD:		
% RPD Limit:		

Evaluation of duplicate precision is not applicable if either the sample or duplicate results are below the MDC.

Comments:

KJ 3/12/26

VAL
3/13/26

Quality Control Sample Performance Assessment

Pace Analytical
www.pacelabs.com

Test:	Ra-226
Analyst:	SLC
Date:	3/11/2026
Worklist:	89730
Matrix:	W

Analyst Must Manually Enter All Fields Highlighted in Yellow.

Method Blank Assessment	
MB Sample ID	3921360
MB concentration:	-0.032
M/B 2 Sigma CSU:	0.313
MB MDC:	0.832
MB Numerical Performance Indicator:	-0.20
MB Status vs Numerical Indicator:	Pass
MB Status vs. MDC:	N/A

Laboratory Control Sample Assessment	LCSD (Y or N)?	Y
	LCS89730	LCSD89730
Count Date:	3/13/2026	3/13/2026
Spike I.D.:	23-014	23-014
Decay Corrected Spike Concentration (pCi/mL):	25.004	25.004
Volume Used (mL):	0.10	0.10
Aliquot Volume (L, g, F):	0.506	0.501
Target Conc. (pCi/L, g, F):	4.941	4.987
Uncertainty (Calculated):	0.232	0.234
Result (pCi/L, g, F):	4.878	5.008
LCS/LCSD 2 Sigma CSU (pCi/L, g, F):	1.011	1.004
Numerical Performance Indicator:	-0.12	0.04
Percent Recovery:	98.74%	100.42%
Status vs Numerical Indicator:	Pass	Pass
Status vs Recovery:	N/A	N/A
Upper % Recovery Limits:	125%	125%
Lower % Recovery Limits:	75%	75%

Sample Matrix Spike Control Assessment	MS/MSD 1	MS/MSD 2
Sample Collection Date:		
Sample I.D.		
Sample MS I.D.		
Sample MSD I.D.		
Spike I.D.:		
MS/MSD Decay Corrected Spike Concentration (pCi/mL):		
Spike Volume Used in MS (mL):		
Spike Volume Used in MSD (mL):		
MS Aliquot (L, g, F):		
MS Target Conc.(pCi/L, g, F):		
MSD Aliquot (L, g, F):		
MSD Target Conc. (pCi/L, g, F):		
MS Spike Uncertainty (calculated):		
MSD Spike Uncertainty (calculated):		
Sample Result:		
Sample Result 2 Sigma CSU (pCi/L, g, F):		
Sample Matrix Spike Result:		
Matrix Spike Result 2 Sigma CSU (pCi/L, g, F):		
Sample Matrix Spike Duplicate Result:		
Matrix Spike Duplicate Result 2 Sigma CSU (pCi/L, g, F):		
MS Numerical Performance Indicator:		
MSD Numerical Performance Indicator:		
MS Percent Recovery:		
MSD Percent Recovery:		
MS Status vs Numerical Indicator:		
MSD Status vs Numerical Indicator:		
MS Status vs Recovery:		
MSD Status vs Recovery:		
MS/MSD Upper % Recovery Limits:		
MS/MSD Lower % Recovery Limits:		

Duplicate Sample Assessment		
Sample I.D.:	LCS89730	30844465017
Duplicate Sample I.D.	LCSD89730	30844465017DUP
Sample Result (pCi/L, g, F):	4.878	-0.130
Sample Result 2 Sigma CSU (pCi/L, g, F):	1.011	0.203
Sample Duplicate Result (pCi/L, g, F):	5.008	0.255
Sample Duplicate Result 2 Sigma CSU (pCi/L, g, F):	1.004	0.240
Are sample and/or duplicate results below RL?	NO	See Below ##
Duplicate Numerical Performance Indicator:	-0.178	-2.401
(Based on the LCS/LCSD Percent Recoveries) Duplicate RPD:	1.69%	613.37%
Duplicate Status vs Numerical Indicator:	Pass	Warning
Duplicate Status vs RPD:	N/A	N/A
% RPD Limit:	25%	25%

Matrix Spike/Matrix Spike Duplicate Sample Assessment		
Sample I.D.		
Sample MS I.D.		
Sample MSD I.D.		
Sample Matrix Spike Result:		
Matrix Spike Result 2 Sigma CSU (pCi/L, g, F):		
Sample Matrix Spike Duplicate Result:		
Matrix Spike Duplicate Result 2 Sigma CSU (pCi/L, g, F):		
Duplicate Numerical Performance Indicator:		
(Based on the Percent Recoveries) MS/ MSD Duplicate RPD:		
MS/ MSD Duplicate Status vs Numerical Indicator:		
MS/ MSD Duplicate Status vs RPD:		
% RPD Limit:		

Evaluation of duplicate precision is not applicable if either the sample or duplicate results are below the MDC.

Comments:

CT 3-13-26

IAM 3/13/26

Upgradient Wells

Georgia Power Co. – Plant Yates

Data Review Report

Metals, General Chemistry, and Radium Analyses

SDGs #92845115 and 92845130

Analyses Performed By:
Pace Analytical Services – West Columbia, South Carolina
Pace Analytical Services – Asheville, North Carolina
Pace National – Mt. Juliet, Tennessee
Pace Analytical Services – Greensburg, Pennsylvania

Report #53837R
Review Level: Tier II
Project: 30143607.3E, 30113037.3E, 30143622.3E, 30143623.3E, 30143625.3E, 30143626.3E

Summary

This Data Review Report summarizes the review of Sample Delivery Groups (SDGs) #92845115 and 92845130 for samples collected in association with the Georgia Power Company – Plant Yates. The review was conducted as a Tier II evaluation and included review of data package completeness. Only analytical data associated with constituents of concern were reviewed for this validation. Field documentation was not included in this review. Included with this assessment are the chain of custody form and a table summarizing the data validation qualifiers. Analyses were performed on the following samples:

Sample ID	Lab ID	Matrix	Sample Collection Date	Parent Sample	Analysis		
					RAD	MET	GEN CHEM
YAT-YGWA-17S	92845115001 92545130001	Water	2/17/2026		X	X	X
YAT-YGWA-18S	92845115002 92545130002	Water	2/17/2026		X	X	X
YAT-YGWA-18I	92845115003 92545130003	Water	2/17/2026		X	X	X
YAT-YGWA-39	92845115004 92545130004	Water	2/17/2026		X	X	X
YAT-YGWA-40	92845115005 92545130005	Water	2/17/2026		X	X	X
YAT-YGWA-3D	92845115006 92545130007	Water	2/17/2026		X	X	X
YAT-UGRD-FB-2	92845115007 92545130008	Water	2/17/2026		X	X	X
YAT-UGRD-FD-2	92845115008 92545130009	Water	2/17/2026	YAT-YGWA-18S	X	X	X
YAT-YGWA-1I	92845115009 92545130010	Water	2/17/2026		X	X	X
YAT-YGWA-1D	92845115010 92545130011	Water	2/17/2026		X	X	X
YAT-YGWA-2I	92845115011 92545130012	Water	2/17/2026		X	X	X
YAT-YGWA-3I	92845115012 92545130013	Water	2/17/2026		X	X	X

Sample ID	Lab ID	Matrix	Sample Collection Date	Parent Sample	Analysis		
					RAD	MET	GEN CHEM
YAT-UGRD-EB-1	92845115013 92545130014	Water	2/17/2026		X	X	X
YAT-UGRD-FD-1	92845115014 92545130015	Water	2/17/2026	YAT-YGWA-1I	X	X	X
YAT-YGWA-21I	92845115015 92545130016	Water	2/17/2026		X	X	X
YAT-YGWA-4I	92545115016 92545130017	Water	2/17/2026		X	X	X
YAT-YGWA-5I	92545115017 92545130018	Water	2/17/2026		X	X	X
YAT-YGWA-5D	92545115018 92545130025	Water	2/17/2026		X	X	X
YAT-YGWA-20S	92545115019 92545130019	Water	2/17/2026		X	X	X
YAT-UGRD-FB-2	92845115020 92545130020	Water	2/17/2026		X	X	X
YAT-YGWA-47	92845115021 92545130021	Water	2/17/2026		X	X	X
YAT-YGWA-30I	92845115022 92545130022	Water	2/17/2026		X	X	X
YAT-YGWA-14S	92845115023 92545130023	Water	2/17/2026		X	X	X
YAT-UGRD-FB-1	92845115024 92545130024	Water	2/17/2026		X	X	X

Notes:

1. Metals and mercury analysis performed by Pace Analytical Services – West Columbia, South Carolina.
2. Alkalinity, total dissolved solids and anions (chloride, fluoride, and sulfate) analysis performed by Pace Analytical Services – Asheville, North Carolina.
3. Lithium analysis performed by Pace National – Mt. Juliet, Tennessee.
4. Radium analysis performed by Pace Analytical Services – Greensburg, Pennsylvania.

Analytical Data Package Documentation

The table below evaluates the data package completeness.

Items Reviewed	Reported		Performance Acceptable		Not Required
	No	Yes	No	Yes	
1. Sample receipt condition		X		X	
2. Requested analyses and sample results		X		X	
3. Master tracking list		X		X	
4. Methods of analysis		X		X	
5. Reporting limits		X		X	
6. Sample collection date		X		X	
7. Laboratory sample received date		X		X	
8. Sample preservation verification (as applicable)		X		X	
9. Sample preparation/extraction/analysis dates		X		X	
10. Fully executed chain-of-custody form		X		X	
11. Narrative summary of QA or sample problems provided		X		X	
12. Data package completeness and compliance		X		X	

Note:
QA = quality assurance

Inorganic Analysis Introduction

Analyses were performed according to United States Environmental Protection Agency (USEPA) SW-846 Methods 6020B, 7470A, 9315, and 9320; Standard Methods (SM) 2320B and 2540C; and USEPA Method 300.0. Data were reviewed in accordance with USEPA Region IV Data Validation Standard Operating Procedures for Contract Laboratory Program Inorganic Data by Inductively Coupled Plasma–Atomic Emission Spectroscopy and Inductively Coupled Plasma–Mass Spectroscopy (September 2011, Rev. 2), USEPA Region IV Data Validation Standard Operating Procedures for Contract Laboratory Program Mercury Data by Cold Vapor Atomic Absorption (September 2011, Rev. 2), and the USEPA National Functional Guidelines for Inorganic Superfund Methods Data Review, EPA 542-R-20-006, November 2020 (with reference to the historical USEPA Contract Laboratory Program National Functional Guidelines for Inorganic Data Review, OSWER 9240.1-45, October 2004, as appropriate).

The data review process is an evaluation of data on a technical basis rather than a determination of contract compliance. As such, the standards against which the data are being weighed may differ from those specified in the analytical method. It is assumed that the data package represents the best efforts of the laboratory and that it was already subjected to adequate and sufficient quality review prior to submission.

During the review process, laboratory qualified and unqualified data are verified against the supporting documentation. Based on this evaluation, qualifier codes may be added, deleted, or modified by the data reviewer. Results are qualified with the following codes in accordance with the USEPA National Functional Guidelines:

- Concentration (C) Qualifiers
  - U The analyte was analyzed for but not detected. The associated value is the analyte instrument detection limit.
  - J The reported value was obtained from a reading less than the reporting limit (RL), but greater than or equal to the method detection limit (MDL).
- Quantitation (Q) Qualifiers
  - E The reported value is estimated due to the presence of interference.
  - N Spiked sample recovery is not within control limits.
  - * Duplicate analysis is not within control limits.
- Validation Qualifiers
  - J The analyte was positively identified; however, the associated numerical value is an estimated concentration only.
  - UJ The analyte was not detected above the reporting limit. However, the reported limit is approximate and may or may not represent the actual limit of detection.
  - UB Analyte considered non-detect at the listed value due to associated blank contamination.
  - R The sample results are rejected.

Two facts should be noted by all data users. First, the “R” flag means that the associated value is unusable. In other words, due to significant quality control (QC) problems, the analysis is invalid and provides no information as to whether the compound is present or not. “R” values should not appear on data tables because they cannot be relied upon, even as a last resort. The second fact to keep in mind is that no compound concentration, even if it has passed all QC tests, is guaranteed to be accurate. Strict QC serves to increase confidence in data but any value potentially contains error.

Metals Analyses

1. Holding Times

The specified holding times for the following methods are presented in the following table.

Method	Matrix	Holding Time	Preservation
SW-846 6020B	Water	180 days from collection to analysis	Cool to <6°C; preserved to a pH of less than 2 s.u.
SW-846 7470A	Water	28 days from collection to analysis	Cool to <6°C; preserved to a pH of less than 2 s.u.

Note:
s.u. = standard units

All samples were analyzed within the specified holding times.

2. Blank Contamination

Quality assurance (QA) blanks (i.e., method and rinse blanks) are prepared to identify any contamination which may have been introduced into the samples during sample preparation or field activity. Method blanks measure laboratory contamination. Rinse blanks measure contamination of samples during field operations.

A blank action level (BAL) of five times the concentration of a detected compound in an associated blank is calculated for QA blanks containing concentrations greater than the method detection limit (MDL). The BAL is compared to the associated sample results to determine the appropriate qualification of the sample results, if needed.

All compounds associated with the QA blanks exhibited a concentration less than the MDL, with the exception of the compounds listed in the following table. Sample results less than the BAL associated with the following sample locations were qualified as listed in the following table.

Sample Locations	Analytes	Sample Result	Qualification
YAT-YGWA-3D YAT-YGWA-2I YAT-UGRD-FD-1	Antimony (FB)	Detected sample results <RL and <BAL	“UB” at RL
YAT-YGWA-1I YAT-YGWA-1D YAT-YGWA-2I YAT-YGWA-3I YAT-UGRD-FD-1	Chromium (EB)		

Notes:
EB = Equipment blank
FB = Field blank
RL = Reporting limit

3. Matrix Spike/Matrix Spike Duplicate (MS/MSD)/Laboratory Duplicate Analysis

MS/MSD and laboratory duplicate data are used to assess the precision and accuracy of the analytical method.

3.1 MS/MSD Analysis

All metal analytes must exhibit a percent recovery within the established acceptance limits of 75% to 125%. The MS/MSD recovery control limits do not apply for MS/MSD performed on sample locations where the analyte's concentration detected in the parent sample exceeds the MS/MSD concentration by a factor of four or greater.

The MS/MSD analysis was performed using sample YAT-YGWA-40 in association with SW-846 6020B analysis exhibited recoveries within the control limits.

The MS/MSD analysis performed using samples YAT-YGWA-3D and YAT-YGWA-30I in association with lithium by method SW-846 6020B analysis exhibited recoveries within the control limits.

The MS/MSD analysis performed using samples YAT-YGWA-1D and YAT-YGWA-47 in association with SW-846 7470A analysis exhibited recoveries within the control limits.

3.2 Laboratory Duplicate Analysis

The laboratory duplicate relative percent difference (RPD) criterion is applied when parent and duplicate sample concentrations are greater than or equal to 5 times the RL. A control limit of 20% for water matrices is applied when the criteria above is true. In the instance when the parent and/or duplicate sample concentrations are less than or equal to 5 times the RL, a control limit of one times the RL is applied for water matrices.

MS/MSD analysis was performed in replacement of the laboratory duplicate analysis in association with SW-846 6020B and SW-846 7470A. The MS/MSD recoveries exhibited acceptable RPDs.

4. Field Duplicate Analysis

Field duplicate analysis is used to assess the overall precision of the field sampling procedures and analytical method. A control limit of 35% for water matrices is applied to the RPD between the parent sample and the field duplicate. In the instance when the parent and/or duplicate sample concentrations are less than or equal to 5 times the RL, a control limit of two times the RL is applied for water matrices.

Results for duplicate samples are summarized in the following table.

Sample ID/Duplicate ID	Analyte	Sample Result	Duplicate Result	RPD
YAT-YGWA-1I / YAT-UGRD-FD-1	Lithium	0.00348	0.00355	AC
	Barium	0.0084	0.0083	
	Calcium	1.7	1.9	
	Cobalt	0.0020 J	0.0020 J	
	Molybdenum	0.0033 J	0.0032 J	
	Magnesium	1.5	1.5	0.0%
	Potassium	2.1	2.1	0.0%
	Sodium	5.0	5.0	0.0%
YAT-YGWA-18S / YAT-UGRD-FD-2	Lithium	0.00295	0.00198 J	AC
	Barium	0.012	0.012	
	Calcium	0.86	0.69	
	Chromium	0.0012 J	0.0011 J	
	Potassium	0.54	0.48	
	Magnesium	0.84	0.82	2.4%
	Sodium	9.3	8.9	4.4%

Note:
AC = Acceptable

The differences in the results between the parent sample YAT-YGWA-1I and field duplicate sample YAT-UGRD-FD-1 were acceptable.

The differences in the results between the parent sample YAT-YGWA-18S and field duplicate sample YAT-UGRD-FD-2 were acceptable.

5. Laboratory Control Sample (LCS) Analysis

The LCS analysis is used to assess the accuracy of the analytical method independent of matrix interferences. The analytes associated with the LCS analysis must exhibit a percent recovery between the control limits of 80% and 120%.

The LCS analysis exhibited recoveries within the control limits.

6. System Performance and Overall Assessment

Overall system performance was acceptable. Other than for those deviations specifically mentioned in this review, the overall data quality is within the guidelines specified in the method.

Data Validation Checklist for Metals

METALS: SW-846 6020B/7470A	Reported		Performance Acceptable		Not Required
	No	Yes	No	Yes	
Inductively Coupled Plasma-Mass Spectrometry (ICP-MS) Atomic Absorption – Manual Cold Vapor (CV)					
Tier II Validation					
Holding Times		X		X	
Reporting limits (units)		X		X	
Blanks					
A. Method Blanks		X		X	
B. Equipment/Field Blanks		X	X		
Laboratory Control Sample (LCS) %R		X		X	
Matrix Spike (MS) %R		X		X	
Matrix Spike Duplicate (MSD) %R		X		X	
MS/MSD Precision (RPD)		X		X	
Laboratory Duplicate (RPD)	X				X
Field Duplicate (RPD)		X		X	

Notes:

%R Percent recovery

RPD Relative percent difference

General Chemistry Analyses

1. Holding Times

The specified holding times for the following methods are presented in the following table.

Method	Matrix	Holding Time	Preservation
Alkalinity by SM2320B	Water	14 days from collection to analysis	Cool to <6°C
Total Dissolved Solids (TDS) by SM2540C	Water	7 days from collection to analysis	Cool to <6°C
Anions (Chloride, Fluoride, and Sulfate) by USEPA 300.0	Water	28 days from collection to analysis	Cool to <6°C

All samples were analyzed within the specified holding times.

2. Blank Contamination

Quality assurance (QA) blanks (i.e., method and rinse blanks) are prepared to identify any contamination which may have been introduced into the samples during sample preparation or field activity. Method blanks measure laboratory contamination. Rinse blanks measure contamination of samples during field operations.

A blank action level (BAL) of five times the concentration of a detected compound in an associated blank is calculated for QA blanks containing concentrations greater than the method detection limit (MDL). The BAL is compared to the associated sample results to determine the appropriate qualification of the sample results, if needed.

Analytes were not detected above the MDL in the associated blanks; therefore, detected sample results were not associated with blank contamination.

3. Matrix Spike/Matrix Spike Duplicate (MS/MSD)/Laboratory Duplicate Analysis

MS/MSD and laboratory duplicate data are used to assess the precision and accuracy of the analytical method.

3.1 MS/MSD Analysis

All analytes must exhibit a percent recovery within the established acceptance limits of 75% to 125%. The MS/MSD recovery control limits do not apply for MS/MSD performed on sample locations where the analyte's concentration detected in the parent sample exceeds the MS/MSD concentration by a factor of four or greater. In instance where this is true, the data will not be qualified even if the percent recovery does not meet the control limits and the laboratory flag will be removed.

The MS/MSD analysis performed using samples YAT-YGWA-18I and YAT-YGWA-39 in association with alkalinity analysis exhibited recoveries within the control limits.

The MS/MSD analysis performed using samples YAT-YGWA-18S, YAT-YGWA-3I, and YAT-YGWA-30I in association with anions analysis exhibited recoveries within the control limits.

3.2 Laboratory Duplicate Analysis

The laboratory duplicate relative percent difference (RPD) criterion is applied when parent and duplicate sample concentrations are greater than or equal to 5 times the RL. A control limit of 20% for water matrices is applied when the criteria above is true. In the instance when the parent and/or duplicate sample concentrations are less than or equal to 5 times the RL, a control limit of one times the RL is applied for water matrices.

MS/MSD analysis was performed in replacement of the laboratory duplicate analysis in association with alkalinity and anions. The MS/MSD recoveries exhibited acceptable RPDs.

The laboratory duplicate analysis performed using samples YAT-YGWA-1D and YAT-UGRD-FB-2 in association with TDS analysis exhibited RPDs within the control limit.

4. Field Duplicate Analysis

Field duplicate analysis is used to assess the overall precision of the field sampling procedures and analytical method. A control limit of 35% for water matrices is applied to the RPD between the parent sample and the field duplicate. In the instance when the parent and/or duplicate sample concentrations are less than or equal to 5 times the RL, a control limit of two times the RL is applied for water matrices.

Results for duplicate samples are summarized in the following table.

Sample ID/Duplicate ID	Analyte	Sample Result	Duplicate Result	RPD
YAT-YGWA-1I / YAT-UGRD-FD-1	Alkalinity, Bicarbonate (CaCO3)	15.9	15.8	AC
	Alkalinity, Total as CaCO3	15.9	15.8	
	Total Dissolved Solids	51.0	55.0	
	Chloride	1.3	1.5	
	Fluoride	0.10 U	0.058 J	
	Sulfate	4.4	4.5	
YAT-YGWA-18S / YAT-UGRD-FD-2	Alkalinity, Bicarbonate (CaCO3)	10.7	10.6	AC
	Alkalinity, Total as CaCO3	10.7	10.6	
	Total Dissolved Solids	53.0	54.0	
	Fluoride	0.10 U	0.10 U	
	Sulfate	0.74 J	0.72 J	

Sample ID/Duplicate ID	Analyte	Sample Result	Duplicate Result	RPD
	Chloride	6.9	6.9	0.0%

Note:
AC Acceptable

The differences in the results between the parent sample YAT-YGWA-1I and field duplicate sample YAT-UGRD-FD-1 were acceptable.

The differences in the results between the parent sample YAT-YGWA-18S and field duplicate sample YAT-UGRD-FD-2 were acceptable.

5. Laboratory Control Sample (LCS) Analysis

The LCS analysis is used to assess the accuracy of the analytical method independent of matrix interferences. The analytes associated with the LCS analysis must exhibit a percent recovery between the control limits of 80% and 120%.

The LCS analysis exhibited recoveries within the control limits.

6. System Performance and Overall Assessment

Overall system performance was acceptable. Other than for those deviations specifically mentioned in this review, the overall data quality is within the guidelines specified in the method.

Data Validation Checklist for General Chemistry

General Chemistry: SM2320B, SM2540C, USEPA 300.0	Reported		Performance Acceptable		Not Required
	No	Yes	No	Yes	
Miscellaneous Instrumentation					
Tier II Validation					
Holding Times		X		X	
Reporting limits (units)		X		X	
Blanks					
A. Method Blanks		X		X	
B. Equipment/Field Blanks		X		X	
Laboratory Control Sample (LCS) %R		X		X	
Matrix Spike (MS) %R		X		X	
Matrix Spike Duplicate (MSD) %R		X		X	
MS/MSD Precision (RPD)		X		X	
Laboratory Duplicate (RPD)		X		X	
Field Duplicate (RPD)		X		X	

Notes:

%R Percent recovery

RPD Relative percent difference

Radiological Analyses

1. Holding Times

The specified holding times for the following methods are presented in the following table.

Method	Matrix	Holding Time	Preservation
Radium-226 by SW-846 9315	Water	180 days from collection to analysis	Preserved to a pH of less than 2 s.u.
Radium-228 by SW-846 9320	Water	180 days from collection to analysis	Preserved to a pH of less than 2 s.u.

Note:
s.u. = standard units

All samples were analyzed within the specified holding times.

2. Blank Contamination

Quality assurance (QA) blanks (i.e., method and field/rinse blanks) are prepared to identify any contamination which may have been introduced into the samples during sample preparation or field activity. Method blanks measure laboratory contamination. Field/rinse blanks measure contamination of samples during field operations.

Blank results should be verified to be accurately reported and that tolerance limits (±2 sigma or standard deviation) were not exceeded; and blank results verified to be less than the minimum detectable concentration (MDC).

For blanks to be considered not applicable, verify net blank results are less than the associated uncertainty by evaluating the blank results based on the following three criteria. <u>If either of these criteria is true, the blank is considered not suspect of contamination (or non-detect).</u>

1. Is the blank result less than the uncertainty and less than the MDC?
2. Does the blank have an uncertainty greater than the result (or indistinguishable from background) or does the blank result fall between its uncertainty and its MDC?

If the blank QC results fall outside the appropriate tolerance limits or if the net blank results are not less than the associated uncertainty, the following equation for normalized absolute difference (NAD) should be used in determining the effect of possible blank contamination on the sample results:

$$Normalized\ \ absolute\ difference_{MethodBlank} = \frac{|\ Sample\ -\ Blank\ |}{\sqrt{(U_{Sample})^2 + (U_{Blank})^2}}$$

Where:

U_{Sample} = uncertainty of the sample

U_{Blank} = uncertainty of the blank

Sample = concentration of isotope in sample

Blank = concentration of isotope in blank

Normalized Absolute Difference	Qualification
> 2.58	None
1.96 > x < 2.58	J
x < 1.96	J*

Note:
* = Minimally the result should be qualified as estimated, J; however, if other quality indicators are deficient the validator may determine the result should be qualified as rejected, R

Radium-226 was detected in the associated blanks; however, the activity was measured as less than the MDC. Hence, the blank results are considered non-detect and no qualification of the results was required.

Radium-228 was detected in the associated method blank (batch 801659) and field blank YAT-UGRD-FB-1 at an activity greater than the MDC. The Radium-228 results in the associated samples YAT-YGWA-47, YAT-YGWA-30I, and YAT-YGWA-14S, and the Radium-228 and total radium results in sample YAT-YGWA-5D were qualified as estimated (J).

3. Matrix Spike (MS)/Laboratory Duplicate Analysis

MS and laboratory duplicate data are used to assess the precision and accuracy of the analytical method.

3.1 MS Analysis

MS samples are not typically analyzed for gamma spectral content due to the inability of the laboratory to homogenize spike material with the sample.

If performed, the spike analysis must exhibit a percent recovery within the control limits of 70% to 130%. The MS recovery control limits do not apply for MS performed on sample locations where the analyte's concentration detected in the parent sample exceeds the MS concentration by a factor of four or greater. In instance where this is true, the data will not be qualified even if the percent recovery does not meet the control limits.

In the event the recovery is outside of this limit, a numerical indicator to make assessments is calculated, with a limit of < ±3 sigma for either.

The numerical performance indicator for a matrix spike sample is calculated by:

$$Z_{MS} = \frac{x - x_0 - c}{\sqrt{u^2(x) + u^2(x_0) + u^2(c)}}$$

Where:

x = measured concentration of the spiked sample.

x_0 = measured concentration of the unspiked sample.

c = spike concentration added.

$u^2(x)$, $u^2(x0)$, $u^2(c)$ = the squares of the respective standard uncertainties of these values.

MS performance for all matrices is acceptable when the numerical performance indicator calculation yields a value between ±3 sigma. Warning limits have been established as ±2 sigma.

MS analysis was not performed using a sample from this SDG.

3.2 Laboratory Duplicate Analysis

Duplicate analyses are indicators of laboratory precision based on each sample matrix. For replicate analysis results to be considered in agreement the duplicate error ratio (DER) must be less than 2.13. In the event the DER is outside of the limit of 2.13, a numerical indicator to make assessments is calculated, with a limit of ±3 sigma or standard deviation.

The numerical performance indicator for laboratory duplicates is calculated by:

$$Z_{Dup} = \frac{x_1 - x_2}{\sqrt{u^2(x_1) + u^2(x_2)}}$$

Where:

x_1, x_2 = two measured activity concentrations.

$u^2(x_1)$, $u^2(x_2)$ = the combined standard uncertainty of each measurement squared.

Duplicate sample performance is acceptable when the numerical performance indicator calculation yields a value between ±3 sigma. Warning limits have been established as ±2 sigma.

The laboratory duplicate performed on sample locations YAT-YGWA-47 and YAT-YGWA-5D in association with Radium-226 analysis exhibited an acceptable difference between the results.

Laboratory duplicate analysis was not performed using a sample from this SDG in association with Radium-228 analysis.

4. Field Duplicate Analysis

Field duplicate analysis is used to assess the overall precision of the field sampling procedures and analytical method. There are no specific review criteria for radiological field replicate analyses comparability. The degree of agreement between these replicates is to be used in conjunction with all of the remaining quality control results as an aid in the decision as to the overall quality of the data. Data are not to be qualified due to field replicates alone. To determine the level of agreement between the replicates, the following guidelines have been established:

Data should be considered in agreement if results are within a factor of four of each other. Data between a factor of four and five of each other should be considered as a minor discrepancy and data greater than a factor of five should be considered a major discrepancy.

The field duplicate sample results are summarized in the following table.

Sample ID/Duplicate ID	Analyte	Sample Result	Duplicate Result	RPD
YAT-YGWA-1I / YAT-UGRD-FD-1	Radium-226	0.112U ± 0.135	-0.00293U ± 0.111	AC
	Radium-228	0.261U ± 0.360	0.553U ± 0.401	
	Total Radium	0.373U ± 0.495	0.553U ± 0.512	
YAT-YGWA-18S / YAT-UGRD-FD-2	Radium-226	0.0507U ± 0.136	-0.0382U ± 0.129	AC
	Radium-228	0.822 ± 0.452	0.565U ± 0.481	
	Total Radium	0.873U ± 0.588	0.565U ± 0.610	

Note:
AC = Acceptable

The results were below the MDC in the parent sample YAT-YGWA-1I and field duplicate sample YAT-UGRD-FD-1.

The differences in the results between the parent sample YAT-YGWA-18S and field duplicate sample YAT-UGRD-FD-2 were acceptable.

5. Tracer or Carrier

Tracers and carriers are used in radiological separation methods to provide evaluation of chemical separation. Chemical yield is evaluated through the recovery of chemical species spiked into samples. Yield is evaluated radiometrically with a tracer and gravimetrically with a carrier. A control limit of 30% to 110% is applied to each sample spiked with either a carrier and/or a tracer.

The tracer and carrier analyses exhibited recoveries within the control limits.

6. Laboratory Control Sample/Laboratory Control Sample Duplicate (LCS/LCSD) Analysis

The LCS/LCSD analysis is used to assess the precision and accuracy of the analytical method independent of matrix interferences. The analytes associated with the LCS/LCSD analysis must exhibit a percent recovery between the control limits of 60% to 135%. In the event the recovery is outside of this limit, a numerical indicator to make assessments is calculated, with a limit of +/- 3 sigma.

The numerical performance indicator for a laboratory control sample is calculated by:

$$Z_{LCS} = \frac{x - c}{\sqrt{u^2(x) + u^2(c)}}$$

Where:

x = Analytical result of the LCS

c = Known concentration of the LCS

$u^2(x)$ = combined standard uncertainty of the result squared.

$u^2(c)$ = combined standard uncertainty of the LCS value squared.

LCS performance is acceptable when the numerical performance indicator calculation yields a value between ±3 sigma. Warning limits have been established as ±2 sigma.

The LCS/LCSD analysis exhibited recoveries within the control limits.

7. Isotope Identification

For sample results to be considered “non-detect”, evaluate data based on the following two criteria. If either one of these criteria is true, the sample result is considered “non-detect”.

1. Sample result is less than the uncertainty and less than the MDC/MDA; or
2. Sample has an uncertainty greater than the result (or indistinguishable from background) or result falls between its uncertainty and its MDC/MDA.

Based on the above criteria sample results were qualified as “U” by the laboratory as applicable.

8. System Performance and Overall Assessment

Overall system performance was acceptable. Other than for those deviations specifically mentioned in this review, the overall data quality is within the guidelines specified in the method.

Data Validation Checklist for Radiologicals

Radiologicals: SW-846 9315/9320	Reported		Performance Acceptable		Not Required
	No	Yes	No	Yes	
Miscellaneous Instrumentation					
Tier II Validation					
Holding Times		X		X	
Activity, +/- uncertainty, MDC/MDA		X		X	
Blanks					
A. Method Blanks		X	X		
B. Equipment/Field Blanks		X	X		
Carrier (Surrogate) %R		X		X	
Tracer (Surrogate) %R		X		X	
Laboratory Control Sample (LCS) %R		X		X	
Laboratory Control Sample Duplicate (LCSD) %R		X		X	
LCS/LCSD Precision (RPD)		X		X	
Matrix Spike (MS) %R	X				X
Matrix Spike Duplicate (MSD) %R	X				X
MS/MSD Precision (RPD)	X				X
Laboratory Duplicate (RPD)		X		X	
Field Duplicate (RPD)		X		X	

Notes:

%R Percent recovery

RPD Relative percent difference

VALIDATION PERFORMED BY: Jennifer Singer

SIGNATURE: Jennifer A Singer

DATE: April 20, 2026

PEER REVIEW: Joseph C. Houser

DATE: April 28, 2026

Chain of Custody / Data Qualifier Summary Table

Pace® Location Requested (City/State):
Pace Analytical Charlotte
9800 Kincey Ave. Suite 100, Huntersville, NC 28078

CHAIN-OF-CUSTODY Analytical Request Document

Chain-of-Custody is a LEGAL DOCUMENT - Complete all relevant fields

LAB USE ONLY- Affix Workorder/Login Label Here

Scan QR Code for instructions

Company Name: Southern Company
Street Address: 241 Ralph McGill Blvd, Atlanta, GA 30308

Contact/Report To: Trey Singleton
Phone #: 205.346.3317
E-Mail: rosingle@southernco.com
Cc E-Mail: Arcadis contacts

Customer Project #: Task No. YAT-CCR-ASSMT-2026S1
Project Name: Georgia Power Yates

Invoice To:
Invoice E-Mail:

Site Collection Info/Facility ID (as applicable):
YAT Pooled Upgradient

Purchase Order # (if applicable): GPC82474-0002
Quote #:

Time Zone Collected: [ ] AK [ ] PT [ ] MT [ ] CT [X] ET

County / State origin of sample(s): Georgia

Data Deliverables:
[X] Level II [ ] Level III [ ] Level IV
[X] EQUIS
[ ] Other_____

Regulatory Program (DW, RCRA, etc.) as applicable:

Rush (Pre-approval required):
[ ] 2 Day [ ] 3 day [ ] 5 day [ ] Other_____
Date Results Requested:

DW PWSID # or WW Permit # as applicable:
Field Filtered (if applicable): [ ] Yes [ ] No
Analysis:

Specify Container Size **: 3 3 2 1 3
Identify Container Preservative Type***: 2 1 1 2 1

**Container Size: (1) 1L, (2) 500mL, (3) 250mL, (4) 125mL, (5) 100mL, (6) 40mL vial, (7) EnCore, (8) TerraCore, (9) Other

*** Preservative Types: (1) None, (2) HNO3, (3) H2SO4, (4) HCl, (5) NaOH, (6) Zn Acetate, (7) NaHSO4, (8) Sod. Thiosulfate, (9) Ascorbic Acid, (10) MeOH, (11) Other

Lab Use Only: Proj. Mgr: Bonnie Vang; AcctNum / Client ID:; Table #:; Profile / Template: 16561; Prelog / Bottle Ord. ID:

* Matrix Codes (Insert in Matrix box below): Drinking Water (DW), Ground Water (GW), Waste Water (WW), Product (P), Soil/Solid (SS), Oil (OL), Wipe (WP), Tissue (TS), Bioassay (B), Vapor (V), Other (OT), Surface Water (SW), Sediment (SED), Sludge (SL), Caulk

Customer Sample ID	Matrix *	Comp / Grab	Collected (or Composite Start) Date	Collected (or Composite Start) Time	Composite End Date	Composite End Time	Res. CL2	Number & Type of Containers Plastic	Number & Type of Containers Glass	App III/IV Metals + Na, K, Mg	Cl, F, SO4 (EPA 300.0)	TDS (SM 2540C)	RAD SW846 9315/8320	Alkalinity (SM2320B)	Sample Comment	Preservation non-conformance identified for sample.
YAT-YGWA-47	WG	G						7		X	X	X	X	X	See Remarks	
YAT-YGWA-21I	WG	G						7		X	X	X	X	X	See Remarks	
YAT-YGWA-4I	WG	G						7		X	X	X	X	X	See Remarks	
YAT-YGWA-5I	WG	G						7		X	X	X	X	X	See Remarks	
YAT-YGWA-5D	WG	G						7		X	X	X	X	X	See Remarks	
YAT-YGWA-17S	WG	G	2/17/26	0925				7		X	X	X	X	X	See Remarks	
YAT-YGWA-18S	WG	G	2/17/26	1035				7		X	X	X	X	X	See Remarks 001	
YAT-YGWA-18I	WG	G	2/17/26	1215				7		X	X	X	X	X	See Remarks 002	
YAT-YGWA-20S	WG	G						7		X	X	X	X	X	See Remarks 003	
															See Remarks	
															See Remarks	

Customer Remarks / Special Conditions / Possible Hazards:
App III Metals: 6020B: B; 6010D: Ca
App IV: Metals 6020B: Sb, As, Ba, Be, Cd, Cr, Co, Pb, Li, Mo, Se, Tl; 7040A: Hg.
Additional metals (6010D): Na, K, Mg; For Alkalinity: report total, carbonate, and bicarbonate

Collected By:
Printed Name: (Arcadis) - Jake Swanson
Signature: (Arcadis) -

Additional Instructions from Pace®:

Coolers: Thermometer ID: Correction Factor (°C): Obs. Temp. (°C) Corrected Temp. (°C)

Relinquished by/Company: (Signature)	Date/Time:	Received by/Company: (Signature)	Date/Time:
Arcadis	2/18/26 0730	Arcadis	2/18/26 0730
Arcadis	2/18/26 1045	Pace	2/18/26 1045
Pace	2/18/26 1635		2/18/26 1635

Tracking Number:

Delivered by: [ ] In-Person [ ] Courier [ ] FedEX [ ] UPS [ ] Other

Page: of

Submitting a sample via this chain of custody constitutes acknowledgment and acceptance of the Pace® Terms and Conditions found at https://www.pacelabs.com/resource-library/resource/pace-terms-and-conditions/

ENV-FRM-CORQ-0019_v01_082123 ©

Pace® Location Requested (City/State):
Pace Analytical Charlotte
9800 Kincey Ave. Suite 100, Huntersville, NC 28078

CHAIN-OF-CUSTODY Analytical Request Document

Chain-of-Custody is a LEGAL DOCUMENT - Complete all relevant fields

LAB USE ONLY- Affix Workorder/Login Label Here

Scan QR Code for instructions

Company Name:	Southern Company	Contact/Report To:	Trey Singleton
Street Address:	241 Ralph McGill Blvd, Atlanta, GA 30308	Phone #:	205.346.3317
		E-Mail:	rosingle@southernco.com
		Cc E-Mail:	Arcadis contacts
Customer Project #:	Task No. YAT-CCR-ASSMT-2026S1	Invoice To:	
Project Name:	Georgia Power Yates	Invoice E-Mail:	
Site Collection info/Facility ID (as applicable): YAT Pooled Upgradient		Purchase Order # (if applicable):	GPC82474-0002
		Quote #:	

Time Zone Collected: [ ] AK [ ] PT [ ] MT [ ] CT [X] ET

County / State origin of sample(s): Georgia

Data Deliverables: [X] Level II [ ] Level III [ ] Level IV [X] EQUIS [ ] Other

Regulatory Program (DW, RCRA, etc.) as applicable:

Rush (Pre-approval required): [ ] 2 Day [ ] 3 day [ ] 5 day [ ] Other

Date Results Requested:

DW PWSID # or WW Permit # as applicable:

Field Filtered (if applicable): [ ] Yes [ ] No

Analysis:

* Matrix Codes (Insert in Matrix box below): Drinking Water (DW), Ground Water (GW), Waste Water (WW), Product (P), Soil/Solid (SS), Oil (OL), Wipe (WP), Tissue (TS), Bioassay (B), Vapor (V), Other (OT), Surface Water (SW), Sediment (SED), Sludge (SL), Caulk

Customer Sample ID	Matrix *	Comp / Grab	Collected (or Composite Start) Date	Collected (or Composite Start) Time	Composite End Date	Composite End Time	Res. CL2	Number & Type of Containers Plastic	Number & Type of Containers Glass	App III/IV Metals + Na, K, Mg	Cl, F, SO4 (EPA 300.0)	TDS (SM 2540C)	RAD SW846 9315/8320	Alkalinity (SM2320B)						Sample Comment	Preservation non-conformance identified for sample.
Specify Container Size **										3	3	2	1	3							
Identify Container Preservative Type***										2	1	1	2	1							
YAT-YGWA-30I	WG	G						7		X	X	X	X	X						See Remarks	
YAT-YGWA-14S	WG	G						7		X	X	X	X	X						See Remarks	
YAT-YGWA-39	WG	G	2/17/26	1405				7		X	X	X	X	X						See Remarks	
YAT-YGWA-40	WG	G	2/17/26	1515				7		X	X	X	X	X						See Remarks 004	
YAT-YGWA-1I	WG	G						7		X	X	X	X	X						See Remarks 005	
YAT-YGWA-1D	WG	G						7		X	X	X	X	X						See Remarks	
YAT-YGWA-2I	WG	G						7		X	X	X	X	X						See Remarks	
YAT-YGWA-3I	WG	G						7		X	X	X	X	X						See Remarks	
YAT-YGWA-3D	WG	G	2/17/26	1645				7		X	X	X	X	X						See Remarks 006	

Lab Use Only: Proj. Mgr: Bonnie Vang; AcctNum / Client ID:; Table #:; Profile / Template: 16561; Prelog / Bottle Ord. ID:

**Container Size: (1) 1L, (2) 500mL, (3) 250mL, (4) 125mL, (5) 100mL, (6) 40mL vial, (7) EnCore, (8) TerraCore, (9) Other

*** Preservative Types: (1) None, (2) HNO3, (3) H2SO4, (4) HCl, (5) NaOH, (6) Zn Acetate, (7) NaHSO4, (8) Sod. Thiosulfate, (9) Ascorbic Acid, (10) MeOH, (11) Other

Customer Remarks / Special Conditions / Possible Hazards:
App III Metals: 6020B: B; 6010D: Ca
App IV: Metals 6020B: Sb, As, Ba, Be, Cd, Cr, Co, Pb, Li, Mo, Se, Tl; 7040A: Hg.
Additional metals (6010D): Na, K, Mg; For Alkalinity: report total, carbonate, and bicarbonate

Collected By:
Printed Name: (Arcadis) -
Signature: (Arcadis) -

Additional Instructions from Pace®:

Coolers: Thermometer ID: Correction Factor (°C): Obs. Temp. (°C) Corrected Temp. (°C)

Relinquished by/Company: (Signature)	Date/Time:	Received by/Company: (Signature)	Date/Time:
Arcadis	2/18/26 0730	Arcadis	2/18/26 0730
Arcadis	2/18/26 1045	Pace	2/18/26 1645
Pace	2/18/26 1635		2/18/26 1635

Tracking Number:

Delivered by: [ ] In-Person [ ] Courier [ ] FedEX [ ] UPS [ ] Other

Page: of

Submitting a sample via this chain of custody constitutes acknowledgment and acceptance of the Pace® Terms and Conditions found at https://www.pacelabs.com/resource-library/resource/pace-terms-and-conditions/

ENV-FRM-CORQ-0019_v01_082123 ©

Pace® Location Requested (City/State):
Pace Analytical Charlotte
9800 Kincey Ave. Suite 100, Huntersville, NC 28078

CHAIN-OF-CUSTODY Analytical Request Document

Chain-of-Custody is a LEGAL DOCUMENT - Complete all relevant fields

LAB USE ONLY- Affix Workorder/Login Label Here

Scan QR Code for instructions

Company Name:	Southern Company	Contact/Report To:	Trey Singleton
Street Address:	241 Ralph McGill Blvd, Atlanta, GA 30308	Phone #:	205.346.3317
		E-Mail:	rosingle@southernco.com
		Cc E-Mail:	Arcadis contacts
Customer Project #:	Task No. YAT-CCR-ASSMT-202651	Invoice To:	
Project Name:	Georgia Power Yates	Invoice E-Mail:	
Site Collection Info/Facility ID (as applicable): YAT Pooled Upgradient		Purchase Order # (if applicable):	GPCB2474-0002
		Quote #:	

Time Zone Collected: [ ] AK [ ] PT [ ] MT [ ] CT [X] ET

County / State origin of sample(s): Georgia

Data Deliverables: [X] Level II [ ] Level III [ ] Level IV [X] EQUIS [ ] Other_____

Regulatory Program (DW, RCRA, etc.) as applicable:

Rush (Pre-approval required): [ ] 2 Day [ ] 3 day [ ] 5 day [ ] Other_____

Date Results Requested:

DW PWSID # or WW Permit # as applicable:

Field Filtered (if applicable): [ ] Yes [ ] No

Analysis:

* Matrix Codes (Insert in Matrix box below): Drinking Water (DW), Ground Water (GW), Waste Water (WW), Product (P), Soil/Solid (SS), Oil (OL), Wipe (WP), Tissue (TS), Bioassay (B), Vapor (V), Other (OT), Surface Water (SW), Sediment (SED), Sludge (SL), Caulk

Specify Container Size **: 3 | 3 | 2 | 1 | 3

Identify Container Preservative Type***: 2 | 1 | 1 | 2 | 1

**Container Size: (1) 1L, (2) 500mL, (3) 250mL, (4) 125mL, (5) 100mL, (6) 40mL vial, (7) EnCore, (8) TerraCore, (9) Other

*** Preservative Types: (1) None, (2) HNO3, (3) H2SO4, (4) HCl, (5) NaOH, (6) Zn Acetate, (7) NaHSO4, (8) Sod. Thiosulfate, (9) Ascorbic Acid, (10) MeOH, (11) Other

Lab Use Only: Proj. Mgr: Bonnie Vang; AcctNum / Client ID:; Table #:; Profile / Template: 16561; Prelog / Bottle Ord. ID:

Customer Sample ID	Matrix *	Comp / Grab	Collected (or Composite Start) Date	Collected (or Composite Start) Time	Composite End Date	Composite End Time	Res. CL2	Number & Type of Containers Plastic	Number & Type of Containers Glass	App III/IV Metals + Na, K, Mg	Cl, F, SO4 (EPA 300.0)	TDS (SM 2540C)	RAD SW846 9315/8320	Alkalinity (SM2320B)	Sample Comment	Preservation non conformance identified for sample.
YAT-UGRD-EB-1	WG	G						7		X	X	X	X	X	See Remarks	
YAT-UGRD-FB-1	WG	G						7		X	X	X	X	X	See Remarks	
YAT-UGRD-EB-2	WG	G						7		X	X	X	X	X	See Remarks	
YAT-UGRD-FB-2	WG	G	2/17/26	1230				7		X	X	X	X	X	See Remarks 007	
YAT-UGRD-FD-1	WG	G						7		X	X	X	X	X	See Remarks	
YAT-UGRD-FD-2	WG	G	2/17/26	—				7		X	X	X	X	X	See Remarks 008	

Customer Remarks / Special Conditions / Possible Hazards:
App III Metals: 6020B: B; 6010D: Ca
App IV: Metals 6020B: Sb, As, Ba, Be, Cd, Cr, Co, Pb, Li, Mo, Se, Tl; 7040A: Hg.
Additional metals (6010D): Na, K, Mg; For Alkalinity: report total, carbonate, and bicarbonate

Collected By:
Printed Name: (Arcadis) - Jake Swanson
Signature: (Arcadis) -

Additional Instructions from Pace®:

Coolers: Thermometer ID: Correction Factor (°C): Obs. Temp. (°C) Corrected Temp. (°C)

Relinquished by/Company: (Signature)	Date/Time:	Received by/Company: (Signature)	Date/Time:
Arcadis	2/18/26 0730	Arcadis	2/18/26 0730
Arcadis	2/18/26 1045	Pace	2/18/26 1045
Pace	2/18/26 1635		2/18/26 1635

Tracking Number:

Delivered by: [ ] In-Person [ ] Courier [ ] FedEX [ ] UPS [ ] Other

Page: of

Submitting a sample via this chain of custody constitutes acknowledgment and acceptance of the Pace® Terms and Conditions found at https://www.pacelabs.com/resource-library/resource/pace-terms-and-conditions/

ENV-FRM-CORQ-0019_v01_082123 ©

Pace® Location Requested (City/State): Pace Analytical Charlotte, 9800 Kincey Ave. Suite 100, Huntersville, NC 28078

CHAIN-OF-CUSTODY Analytical Request Document

Chain-of-Custody is a LEGAL DOCUMENT - Complete all relevant fields

LAB USE ONLY- Affix Workorder/Login Label Here

Scan QR Code for instructions

Company Name:	Southern Company	Contact/Report To:	Trey Singleton
Street Address:	241 Ralph McGill Blvd, Atlanta, GA 30308	Phone #:	205.346.3317
		E-Mail:	rosingle@southernco.com
		Cc E-Mail:	Arcadis contacts
Customer Project #:	Task No. YAT-CCR-ASSMT-2026S1	Invoice To:	
Project Name:	Georgia Power Yates	Invoice E-Mail:	
Site Collection Info/Facility ID (as applicable): YAT Pooled Upgradient		Purchase Order # (if applicable):	GPC82474-0002
		Quote #:	

Time Zone Collected: [ ] AK [ ] PT [ ] MT [X] CT [X] ET

County / State origin of sample(s): Georgia

Data Deliverables: [X] Level II [ ] Level III [ ] Level IV [X] EQuIS [ ] Other_____

Regulatory Program (DW, RCRA, etc.) as applicable:

Rush (Pre-approval required): [ ] 2 Day [ ] 3 day [ ] 5 day [ ] Other_____

Date Results Requested:

DW PWSID # or WW Permit # as applicable:

Field Filtered (if applicable): [ ] Yes [X] No

Analysis:

* Matrix Codes (Insert in Matrix box below): Drinking Water (DW), Ground Water (GW), Waste Water (WW), Product (P), Soil/Solid (SS), Oil (OL), Wipe (WP), Tissue (TS), Bioassay (B), Vapor (V), Other (OT), Surface Water (SW), Sediment (SED), Sludge (SL), Caulk

Customer Sample ID	Matrix *	Comp / Grab	Collected (or Composite Start) Date	Collected (or Composite Start) Time	Composite End Date	Composite End Time	Res. CL2	Number & Type of Containers Plastic	Number & Type of Containers Glass	App III/IV Metals + Na, K, Mg	Cl, F, SO4 (EPA 300.0)	TDS (SM 2540C)	RAD SW846 9315/8320	Alkalinity (SM2320B)						Sample Comment	Preservation non-conformance identified for sample:
Specify Container Size **										3	3	2	1	3							
Identify Container Preservative Type***										2	1	1	2	1							
YAT-YGWA-30I	WG	G						7		X	X	X	X	X						See Remarks	
YAT-YGWA-14S	WG	G						7		X	X	X	X	X						See Remarks	
YAT-YGWA-39	WG	G						7		X	X	X	X	X						See Remarks	
YAT-YGWA-40	WG	G						7		X	X	X	X	X						See Remarks	
YAT-YGWA-1I	WG	G	2/17/26	1040				7		X	X	X	X	X						See Remarks 009	
YAT-YGWA-1D	WG	G	2/17/26	1220				7		X	X	X	X	X						See Remarks 010	
YAT-YGWA-2I	WG	G	2/17/26	1500				7		X	X	X	X	X						See Remarks 011	
YAT-YGWA-3I	WG	G	2/17/26	1655				7		X	X	X	X	X						See Remarks 012	
YAT-YGWA-3D	WG	G						7		X	X	X	X	X						See Remarks	

Lab Use Only: Proj. Mgr: Bonnie Vang; AcctNum / Client ID:; Table #:; Profile / Template: 16561; Prelog / Bottle Ord. ID:

**Container Size: (1) 1L, (2) 500mL, (3) 250mL, (4) 125mL, (5) 100mL, (6) 40mL vial, (7) EnCore, (8) TerraCore, (9) Other

*** Preservative Types: (1) None, (2) HNO3, (3) H2SO4, (4) HCl, (5) NaOH, (6) Zn Acetate, (7) NaHSO4, (8) Sod. Thiosulfate, (9) Ascorbic Acid, (10) MeOH, (11) Other

Customer Remarks / Special Conditions / Possible Hazards:
App III Metals: 6020B: B; 6010D: Ca
App IV: Metals 6020B: Sb, As, Ba, Be, Cd, Cr, Co, Pb, Li, Mo, Se, Tl; 7040A: Hg.
Additional metals (6010D): Na, K, Mg; For Alkalinity: report total, carbonate, and bicarbonate

Collected By:
Printed Name: (Arcadis) - Perry Studebaker
Signature: (Arcadis) - Perry Studebaker

Additional Instructions from Pace®:

Coolers: Thermometer ID: Correction Factor (°C): Obs. Temp (°C) Corrected Temp (°C)

Relinquished by/Company: (Signature)	Date/Time:	Received by/Company: (Signature)	Date/Time:
Perry Studebaker / Arcadis	2/18/26 0730	Jessica Jones / Arcadis	2/18/26 0730
Jessica Jones / Arcadis	2/18/26 1045	Ryan Williams / Pace	2/18/26 1045
Ryan Williams / Pace	2/18/26 1635		2/18/26 1635

Tracking Number:

Delivered by: [ ] In-Person [ ] Courier [ ] FedEX [ ] UPS [ ] Other

Page: of

Submitting a sample via this chain of custody constitutes acknowledgment and acceptance of the Pace® Terms and Conditions found at https://www.pacelabs.com/resource-library/resource/pace-terms-and-conditions/

ENV-FRM-CORQ-0019_v01_082123 ©

Pace® Location Requested (City/State): Pace Analytical Charlotte, 9800 Kincey Ave. Suite 100, Huntersville, NC 28078

CHAIN-OF-CUSTODY Analytical Request Document

Chain-of-Custody is a LEGAL DOCUMENT - Complete all relevant fields

LAB USE ONLY- Affix Workorder/Login Label Here

Scan QR Code for instructions

Company Name:	Southern Company	Contact/Report To:	Trey Singleton
Street Address:	241 Ralph McGill Blvd, Atlanta, GA 30308	Phone #:	205.346.3317
		E-Mail:	rosingle@southernco.com
		Cc E-Mail:	Arcadis contacts
Customer Project #:	Task No. YAT-CCR-ASSMT-2026S1	Invoice To:	
Project Name:	Georgia Power Yates	Invoice E-Mail:	
Site Collection Info/Facility ID (as applicable): YAT Pooled Upgradient		Purchase Order # (if applicable):	GPC82474-0002
		Quote #:	
Time Zone Collected:	[ ] AK [ ] PT [ ] MT [ ] CT [X] ET	County / State origin of sample(s):	Georgia
Data Deliverables:	[X] Level II [ ] Level III [ ] Level IV [X] EQUIS [ ] Other_____	Regulatory Program (DW, RCRA, etc.) as applicable:	
		Rush (Pre-approval required):	[ ] 2 Day [ ] 3 day [ ] 5 day [ ] Other_____
		Date Results Requested:	
		DW PWSID # or WW Permit # as applicable:	
		Field Filtered (if applicable):	[ ] Yes [X] No
		Analysis:	

Specify Container Size **: 3 | 3 | 2 | 1 | 3

Identify Container Preservative Type***: 2 | 1 | 1 | 2 | 1

**Container Size: (1) 1L, (2) 500mL, (3) 250mL, (4) 125mL, (5) 100mL, (6) 40mL vial, (7) EnCore, (8) TerraCore, (9) Other

*** Preservative Types: (1) None, (2) HNO3, (3) H2SO4, (4) HCl, (5) NaOH, (6) Zn Acetate, (7) NaHSO4, (8) Sod. Thiosulfate, (9) Ascorbic Acid, (10) MeOH, (11) Other

Lab Use Only: Proj. Mgr: Bonnie Vang; AcctNum / Client ID:; Table #:; Profile / Template: 16561; Prelog / Bottle Ord. ID:

* Matrix Codes (Insert in Matrix box below): Drinking Water (DW), Ground Water (GW), Waste Water (WW), Product (P), Soil/Solid (SS), Oil (OL), Wipe (WP), Tissue (TS), Bioassay (B), Vapor (V), Other (OT), Surface Water (SW), Sediment (SED), Sludge (SL), Caulk

Customer Sample ID	Matrix *	Comp / Grab	Collected (or Composite Start) Date	Collected (or Composite Start) Time	Composite End Date	Composite End Time	Res. CL2	Number & Type of Containers Plastic	Number & Type of Containers Glass	App III/IV Metals + Na, K, Mg	Cl, F, SO4 (EPA 300.0)	TDS (SM 2540C)	RAD SW846 9315/8320	Alkalinity (SM2320B)	Sample Comment	Preservation non-conformance identified for sample
YAT-UGRD-EB-1	WG	G	2/17/26	1530	—	—		7		X	X	X	X	X	See Remarks 013	
YAT-UGRD-FB-1	WG	G						7		X	X	X	X	X	See Remarks	
YAT-UGRD-EB-2	WG	G						7		X	X	X	X	X	See Remarks	
YAT-UGRD-FB-2	WG	G						7		X	X	X	X	X	See Remarks	
YAT-UGRD-FD-1	WG	G	2/17/26	—	—	—		7		X	X	X	X	X	See Remarks 014	
YAT-UGRD-FD-2	WG	G						7		X	X	X	X	X	See Remarks	

Customer Remarks / Special Conditions / Possible Hazards:
App III Metals: 6020B: B; 6010D: Ca
App IV: Metals 6020B: Sb, As, Ba, Be, Cd, Cr, Co, Pb, Li, Mo, Se, Tl; 7040A: Hg.
Additional metals (6010D): Na, K, Mg; For Alkalinity: report total, carbonate, and bicarbonate

Collected By:
Printed Name: (Arcadis) Perry Studebaker
Signature: (Arcadis) - Perry Studebaker

Additional Instructions from Pace®:

Coolers: | Thermometer ID: | Correction Factor (°C): | Obs. Temp. (°C) | Corrected Temp. (°C)

Relinquished by/Company: (Signature)	Date/Time:	Received by/Company: (Signature)	Date/Time:
Perry Brown / Arcadis	2/18/26 0730	[signature] / Arcadis	2/18/26 0730
[signature] / Arcadis	2/18/26 1045	Lilian Williams / Pace	2/18/26 1645
Lilian Williams / Pace	2/18/26 1635	[signature]	2/18/26 1635
Relinquished by/Company: (Signature)	Date/Time:	Received by/Company: (Signature)	Date/Time:

Tracking Number:

Delivered by: [ ] In-Person [ ] Courier [ ] FedEX [ ] UPS [ ] Other

Page: of

Submitting a sample via this chain of custody constitutes acknowledgment and acceptance of the Pace® Terms and Conditions found at https://www.pacelabs.com/resource-library/resource/pace-terms-and-conditions/

ENV-FRM-CORQ-0019_v01_082123 ©

Pace® Location Requested (City/State): Pace Analytical Charlotte 9800 Kinney Ave. Suite 100, Huntersville, NC 28078

CHAIN-OF-CUSTODY Analytical Request Document

Chain-of-Custody is a LEGAL DOCUMENT - Complete all relevant fields

LAB USE ONLY- Affix Workorder/Login Label Here

Scan QR Code for instructions

Company Name:	Southern Company	Contact/Report To:	Trey Singleton
Street Address:	241 Ralph McGill Blvd, Atlanta, GA 30308	Phone #:	205.346.3317
		E-Mail:	rosingle@southernco.com
		Cc E-Mail:	Arcadis contacts
Customer Project #:	Task No. YAT-CCR-ASSMT-202ES1	Invoice To:	
Project Name:	Georgia Power Yates	Invoice E-Mail:	
Site Collection Info/Facility ID (as applicable): YAT Pooled Upgradient		Purchase Order # (If applicable):	GPC82474-0002
		Quote #:	

Time Zone Collected: [ ] AK [ ] PT [ ] MT ~~[X] CT~~ [X] ET

County / State origin of sample(s): Georgia

Data Deliverables: [X] Level II [ ] Level III [ ] Level IV [X] EQUIS [ ] Other_____

Regulatory Program (DW, RCRA, etc.) as applicable:

Rush (Pre-approval required): [ ] 2 Day [ ] 3 day [ ] 5 day [ ] Other_____

Date Results Requested:

DW PWSID # or WW Permit # as applicable:

Field Filtered (if applicable): [ ] Yes [X] No

Analysis:

* Matrix Codes (insert in Matrix box below): Drinking Water (DW), Ground Water (GW), Waste Water (WW), Product (P), Soil/Solid (SS), Oil (OL), Wipe (WP), Tissue (TS), Bioassay (B), Vapor (V), Other (OT), Surface Water (SW), Sediment (SED), Sludge (SL), Caulk

Specify Container Size **: 3 | 3 | 2 | 1 | 3

Identify Container Preservative Type***: 2 | 1 | 1 | 2 | 1

Analysis Requested

**Container Size: (1) 1L, (2) 500mL, (3) 250mL, (4) 125mL, (5) 100mL, (6) 40mL vial, (7) EnCore, (8) TerraCore, (9) Other

*** Preservative Types: (1) None, (2) HNO3, (3) H2SO4, (4) HCl, (5) NaOH, (6) Zn Acetate, (7) NaHSO4, (8) Sod. Thiosulfate, (9) Ascorbic Acid, (10) MeOH, (11) Other

Lab Use Only: Proj. Mgr: Bonnie Vang; AcctNum / Client ID:; Table #:; Profile / Template: 16561; Prelog / Bottle Ord. ID:

Customer Sample ID	Matrix *	Comp / Grab	Collected (or Composite Start) Date	Collected (or Composite Start) Time	Composite End Date	Composite End Time	Res. CL2	Number & Type of Containers Plastic	Number & Type of Containers Glass	App III/IV Metals + Na, K, Mg	Cl, F, SO4 (EPA 300.0)	TDS (SM 2540C)	RAD SW846 9315/8320	Alkalinity (SM2320B)	Sample Comment	Preservation non-conformance identified for sample
YAT-YGWA-47	WG	G		~~1604~~ W				7		X	X	X	X	X	See Remarks	
YAT-YGWA-21I	WG	G	2/17/26	1604				7		X	X	X	X	X	See Remarks 015	
YAT-YGWA-4I	WG	G	2/17/26	0955				7		X	X	X	X	X	See Remarks 016	
YAT-YGWA-5I	WG	G	2/17/26	1225				7		X	X	X	X	X	See Remarks 017	
YAT-YGWA-5D	WG	G	2/17/26	1117				7		X	X	X	X	X	See Remarks 018	
YAT-YGWA-17S	WG	G						7		X	X	X	X	X	See Remarks	
YAT-YGWA-18S	WG	G						7		X	X	X	X	X	See Remarks	
YAT-YGWA-18I	WG	G						7		X	X	X	X	X	See Remarks	
YAT-YGWA-20S	WG	G	2/17/26	1418				7		X	X	X	X	X	See Remarks 019	
															See Remarks	

Customer Remarks / Special Conditions / Possible Hazards:
App III Metals: 6020B: B; 6010D: Ca
App IV: Metals 6020B: Sb, As, Ba, Be, Cd, Cr, Co, Pb, Li, Mo, Se, Tl; 7040A: Hg.
Additional metals (6010D): Na, K, Mg. For Alkalinity: report total, carbonate, and bicarbonate

Collected By:
Printed Name: (Arcadis): Jessica Ware
Signature: (Arcadis): Jessica Ware

Additional Instructions from Pace®:

Coolers: Thermometer ID: Correction Factor (°C): Obs. Temp. (°C) Corrected Temp. (°C)

Relinquished by/Company: (Signature)	Date/Time:	Received by/Company: (Signature)	Date/Time:
Jessica Ware / Arcadis	2/18/26 1045	Lilian William / Pace	2/18/26 1045
Lilian William / Pace	2/18/26 1635	[signature]	2/18/26 1635

Tracking Number:

Delivered by: [ ] In-Person [ ] Courier [ ] FedEX [ ] UPS [ ] Other

Page: of

Submitting a sample via this chain of custody constitutes acknowledgment and acceptance of the Pace® Terms and Conditions found at https://www.pacelabs.com/resource-library/resource/pace-terms-and-conditions/

ENV-FRM-CORQ-0019_v01_082123 ©

Pace® Location Requested (City/State)
Pace Analytical Charlotte
9800 Kincey Ave. Suite 100, Huntersville, NC 28078

CHAIN-OF-CUSTODY Analytical Request Document

Chain-of-Custody is a LEGAL DOCUMENT - Complete all relevant fields

LAB USE ONLY- Affix Workorder/Login Label Here

Scan QR Code for instructions

Company Name:	Southern Company	Contact/Report To:	Trey Singleton
Street Address:	241 Ralph McGill Blvd, Atlanta, GA 30308	Phone #:	205.346.3317
		E-Mail:	rosingle@southernco.com
		Cc E-Mail:	Arcadis contacts
Customer Project #:	Task No. YAT-CCR-ASSMT-2026S1	Invoice To:	
Project Name:	Georgia Power Yates	Invoice E-Mail:	
Site Collection Info/Facility ID (as applicable): YAT Pooled Upgradient		Purchase Order # (if applicable):	GPC82474-0002
		Quote #:	

Time Zone Collected: [ ] AK [ ] PT [ ] MT [X] CT [X] ET

County / State origin of sample(s): Georgia

Data Deliverables:
[X] Level II [ ] Level III [ ] Level IV
[X] EQUIS
[ ] Other_____

Regulatory Program (DW, RCRA, etc.) as applicable:

Rush (Pre-approval required):
[ ] 2 Day [ ] 3 day [ ] 5 day [ ] Other_____
Date Results Requested:

DW PWSID # or WW Permit # as applicable:
Field Filtered (if applicable): [ ] Yes [X] No
Analysis:

* Matrix Codes (Insert in Matrix box below): Drinking Water (DW), Ground Water (GW), Waste Water (WW), Product (P), Soil/Solid (SS), Oil (OL), Wipe (WP), Tissue (TS), Bioassay (B), Vapor (V), Other (OT), Surface Water (SW), Sediment (SED), Sludge (SL), Caulk

Specify Container Size **: 3 | 3 | 2 | 1 | 3
Identify Container Preservative Type***: 2 | 1 | 1 | 2 | 1

**Container Size: (1) 1L, (2) 500mL, (3) 250mL, (4) 125mL, (5) 100mL, (6) 40mL vial, (7) EnCore, (8) TerraCore, (9) Other

*** Preservative Types: (1) None, (2) HNO3, (3) H2SO4, (4) HCl, (5) NaOH, (6) Zn Acetate, (7) NaHSO4, (8) Sod. Thiosulfate, (9) Ascorbic Acid, (10) MeOH, (11) Other

Lab Use Only: Proj. Mgr: Bonnie Vang; AcctNum / Client ID:; Table #:; Profile / Template: 16561; Prelog / Bottle Ord. ID:

Customer Sample ID	Matrix *	Comp / Grab	Collected (or Composite Start) Date	Collected (or Composite Start) Time	Composite End Date	Composite End Time	Res. CL2	Number & Type of Containers Plastic	Number & Type of Containers Glass	App III/IV Metals + Na, K, Mg	Cl, F, SO4 (EPA 300.0)	TDS (SM 2540C)	RAD SW846 9315/8320	Alkalinity (SM2320B)	Sample Comment	Preservation non-conformance identified for sample
YAT-UGRD-EB-1	WG	G						7		X	X	X	X	X	See Remarks	
YAT-UGRD-FB-1	WG	G						7		X	X	X	X	X	See Remarks	
YAT-UGRD-EB-2	WG	G						7		X	X	X	X	X	See Remarks	
YAT-UGRD-FB-2	WG	G	2/17/26	1700				7		X	X	X	X	X	See Remarks 020	
YAT-UGRD-FD-1	WG	G						7		X	X	X	X	X	See Remarks	
YAT-UGRD-FD-2	WG	G						7		X	X	X	X	X	See Remarks	

Customer Remarks / Special Conditions / Possible Hazards:
App III Metals: 6020B: B; 6010D: Ca
App IV: Metals 6020B: Sb, As, Ba, Be, Cd, Cr, Co, Pb, Li, Mo, Se, Tl; 7040A: Hg.
Additional metals (6010D): Na, K, Mg; For Alkalinity: report total, carbonate, and bicarbonate

Collected By:
Printed Name: (Arcadis) - Jessica Ware
Signature: (Arcadis) Jessica A. Ware

Additional Instructions from Pace®:
Coolers: Thermometer ID: Correction Factor (°C): Obs. Temp. (°C) Corrected Temp. (°C)

Relinquished by/Company: (Signature)	Date/Time:	Received by/Company: (Signature)	Date/Time:	Tracking Number:
Jessica Ware / Arcadis	2/18/26 1045	Ryan William / Pace	2/18/26 1045	
Ryan William / Pace	2/18/26 1635		Date/Time: 2/18/26 1635	Delivered by: [ ] In-Person [ ] Courier [ ] FedEX [ ] UPS [ ] Other
Relinquished by/Company: (Signature)	Date/Time:	Received by/Company: (Signature)	Date/Time:	
Relinquished by/Company: (Signature)	Date/Time:	Received by/Company: (Signature)	Date/Time:	Page: of

Submitting a sample via this chain of custody constitutes acknowledgment and acceptance of the Pace® Terms and Conditions found at https://www.pacelabs.com/resource-library/resource/pace-terms-and-conditions/

ENV-FRM-CORQ-0019_v01_082123 ©

Pace® Location Requested (City/State):
Pace Analytical Charlotte
9800 Kincey Ave. Suite 100, Huntersville, NC 28078

CHAIN-OF-CUSTODY Analytical Request Document

Chain-of-Custody is a LEGAL DOCUMENT - Complete all relevant fields

LAB USE ONLY- Affix Workorder/Login Label Here

Scan QR Code for instructions

Company Name:	Southern Company	Contact/Report To:	Trey Singleton
Street Address:	241 Ralph McGill Blvd, Atlanta, GA 30308	Phone #:	205.346.3317
		E-Mail:	rosingle@southernco.com
		Cc E-Mail:	Arcadis contacts
Customer Project #:	Task No. YAT-CCR-ASSMT-202651	Invoice To:	
Project Name:	Georgia Power Yates	Invoice E-Mail:	
Site Collection Info/Facility ID (as applicable): YAT Pooled Upgradient		Purchase Order # (if applicable):	GPC82474-0002
		Quote #:	
Time Zone Collected: [ ] AK [ ] PT [ ] MT [ ] CT [X] ET		County / State origin of sample(s):	Georgia
Data Deliverables: [X] Level II [ ] Level III [ ] Level IV [X] EQUIS [ ] Other		Regulatory Program (DW, RCRA, etc.) as applicable:	
		Rush (Pre-approval required): [ ] 2 Day [ ] 3 day [ ] 5 day [ ] Other	DW PWSID # or WW Permit # as applicable:
		Date Results Requested:	Field Filtered (if applicable): [ ] Yes [X] No Analysis:

Specify Container Size **: 3 | 3 | 2 | 1 | 3

Identify Container Preservative Type***: 2 | 1 | 1 | 2 | 1

Analysis Requested

**Container Size: (1) 1L, (2) 500mL, (3) 250mL, (4) 125mL, (5) 100mL, (6) 40mL vial, (7) EnCore, (8) TerraCore, (9) Other

*** Preservative Types: (1) None, (2) HNO3, (3) H2SO4, (4) HCl, (5) NaOH, (6) Zn Acetate, (7) NaHSO4, (8) Sod. Thiosulfate, (9) Ascorbic Acid, (10) MeOH, (11) Other

Lab Use Only: Proj. Mgr: Bonnie Vang; AcctNum / Client ID:; Table #:; Profile / Template: 16561; Prelog / Bottle Ord. ID:

* Matrix Codes (Insert in Matrix box below): Drinking Water (DW), Ground Water (GW), Waste Water (WW), Product (P), Soil/Solid (SS), Oil (OL), Wipe (WP), Tissue (TS), Bioassay (B), Vapor (V), Other (OT), Surface Water (SW), Sediment (SED), Sludge (SL), Caulk

Customer Sample ID	Matrix *	Comp / Grab	Collected (or Composite Start) Date	Collected (or Composite Start) Time	Composite End Date	Composite End Time	Res. CL2	Number & Type of Containers Plastic	Number & Type of Containers Glass	App III/IV Metals + Na, K, Mg	Cl, F, SO4 (EPA 300.0)	TDS (SM 2540C)	RAD SW846 9315/8320	Alkalinity (SM2320B)	Sample Comment	Preservation non-conformance identified for sample.
YAT-YGWA-47	WG	G	2/17/26	1500	—	—		7		X	X	X	X	X	See Remarks 021	
YAT-YGWA-21I	WG	G						7		X	X	X	X	X	See Remarks	
YAT-YGWA-4I	WG	G						7		X	X	X	X	X	See Remarks	
YAT-YGWA-5I	WG	G						7		X	X	X	X	X	See Remarks	
YAT-YGWA-5D	WG	G						7		X	X	X	X	X	See Remarks	
YAT-YGWA-17S	WG	G						7		X	X	X	X	X	See Remarks	
YAT-YGWA-18S	WG	G						7		X	X	X	X	X	See Remarks	
YAT-YGWA-18I	WG	G						7		X	X	X	X	X	See Remarks	
YAT-YGWA-20S	WG	G						7		X	X	X	X	X	See Remarks	
															See Remarks	

Customer Remarks / Special Conditions / Possible Hazards:
App III Metals: 6020B: B; 6010D: Ca
App IV: Metals 6020B: Sb, As, Ba, Be, Cd, Cr, Co, Pb, Li, Mo, Se, Tl; 7040A: Hg.
Additional metals (6010D): Na, K, Mg; For Alkalinity: report total, carbonate, and bicarbonate

Collected By:
Printed Name: (Arcadis) - David Gouty
Signature: (Arcadis)

Additional instructions from Pace®:

Coolers: | Thermometer ID: | Correction Factor (°C): | Obs. Temp. (°C) | Corrected Temp. (°C)

Relinquished by/Company: (Signature)	Date/Time:	Received by/Company: (Signature)	Date/Time:
	2/18/26 0730	(Arcadis)	2/18/26 0730
(Arcadis)	2/18/26 1045	Pace	2/19/26 1045
Pace	2/19/26 1635		2/18/26 1635

Tracking Number:

Delivered by: [ ] In-Person [ ] Courier [ ] FedEx [ ] UPS [ ] Other

Page: of

Submitting a sample via this chain of custody constitutes acknowledgment and acceptance of the Pace® Terms and Conditions found at https://www.pacelabs.com/resource-library/resource/pace-terms-and-conditions/

ENV-FRM-CORQ-0019_v01_082123 ©

Pace® Location Requested (City/State):
Pace Analytical Charlotte
9800 Kincey Ave. Suite 100, Huntersville, NC 28078

CHAIN-OF-CUSTODY Analytical Request Document

Chain-of-Custody is a LEGAL DOCUMENT - Complete all relevant fields

LAB USE ONLY- Affix Workorder/Login Label Here

Scan QR Code for instructions

Company Name:	Southern Company	Contact/Report To:	Trey Singleton
Street Address:	241 Ralph McGill Blvd, Atlanta, GA 30308	Phone #:	205.346.3317
		E-Mail:	rosingle@southernco.com
		Cc E-Mail:	Arcadis contacts
Customer Project #:	Task No. YAT-CCR-ASSMT-2026S1	Invoice To:	
Project Name:	Georgia Power Yates	Invoice E-Mail:	
Site Collection Info/Facility ID (as applicable): YAT Pooled Upgradient		Purchase Order # (if applicable):	GPC82474-0002
		Quote #:	

Time Zone Collected: [ ] AK [ ] PT [ ] MT [ ] CT [X] ET

County / State origin of sample(s): Georgia

Data Deliverables:
[X] Level II [ ] Level III [ ] Level IV
[X] EQUIS
[ ] Other _____

Regulatory Program (DW, RCRA, etc.) as applicable:

Rush (Pre-approval required):
[ ] 2 Day [ ] 3 day [ ] 5 day [ ] Other_____

Date Results Requested:

DW PWSID # or WW Permit # as applicable:

Field Filtered (if applicable): [ ] Yes [X] No
Analysis:

* Matrix Codes (Insert in Matrix box below): Drinking Water (DW), Ground Water (GW), Waste Water (WW), Product (P), Soil/Solid (SS), Oil (OL), Wipe (WP), Tissue (TS), Bioassay (B), Vapor (V), Other (OT), Surface Water (SW), Sediment (SED), Sludge (SL), Caulk

Specify Container Size **: 3 3 2 1 3

Identify Container Preservative Type***: 2 1 1 2 1

Analysis Requested

**Container Size: (1) 1L, (2) 500mL, (3) 250mL, (4) 125mL, (5) 100mL, (6) 40mL vial, (7) EnCore, (8) TerraCore, (9) Other

*** Preservative Types: (1) None, (2) HNO3, (3) H2SO4, (4) HCl, (5) NaOH, (6) Zn Acetate, (7) NaHSO4, (8) Sod. Thiosulfate, (9) Ascorbic Acid, (10) MeOH, (11) Other

Lab Use Only: Proj. Mgr: Bonnie Vang; AcctNum / Client ID:; Table #:; Profile / Template: 16561; Prelog / Bottle Ord. ID:

	Customer Sample ID	Matrix *	Comp / Grab	Collected (or Composite Start) Date	Collected (or Composite Start) Time	Composite End Date	Composite End Time	Res. CL2	Number & Type of Containers Plastic	Number & Type of Containers Glass	App III/IV Metals + Na, K, Mg	Cl, F, SO4 (EPA 300.0)	TDS (SM 2540C)	RAD SW846 9315/8320	Alkalinity (SM2320B)	Sample Comment	Preservation non-conformance identified for sample.
c	YAT-YGWA-30I	WG	G	2/17/26	1215	—	—		7		X	X	X	X	X	See Remarks 022	
	YAT-YGWA-14S	WG	G	2/17/26	1010	—	—		7		X	X	X	X	X	See Remarks 023	
	YAT-YGWA-39	WG	G						7		X	X	X	X	X	See Remarks	
	YAT-YGWA-40	WG	G						7		X	X	X	X	X	See Remarks	
	YAT-YGWA-1I	WG	G						7		X	X	X	X	X	See Remarks	
	YAT-YGWA-1D	WG	G						7		X	X	X	X	X	See Remarks	
	YAT-YGWA-2I	WG	G						7		X	X	X	X	X	See Remarks	
	YAT-YGWA-3I	WG	G						7		X	X	X	X	X	See Remarks	
	YAT-YGWA-3D	WG	G						7		X	X	X	X	X	See Remarks	

Customer Remarks / Special Conditions / Possible Hazards:
App III Metals: 6020B: B; 6010D: Ca
App IV: Metals 6020B: Sb, As, Ba, Be, Cd, Cr, Co, Pb, Li, Mo, Se, Tl; 7040A: Hg.
Additional metals (6010D): Na, K, Mg; For Alkalinity: report total, carbonate, and bicarbonate

Collected By:
Printed Name: (Arcadis) - David Prouty
Signature: (Arcadis)

Additional Instructions from Pace®:

Coolers: Thermometer ID: Correction Factor (°C): Obs. Temp. (°C) Corrected Temp. (°C)

Relinquished by/Company: (Signature)	Date/Time:	Received by/Company: (Signature)	Date/Time:
	2/18/26 0730	Arcadis	2/18/26 0730
Arcadis	2/18/26 1045	Pace	2/18/26 1045
Pace	2/18/26 1635		2/18/26 1635

Tracking Number:

Delivered by: [ ] In-Person [ ] Courier [ ] FedEX [ ] UPS [ ] Other

Page: of

Submitting a sample via this chain of custody constitutes acknowledgment and acceptance of the Pace® Terms and Conditions found at https://www.pacelabs.com/resource-library/resource/pace-terms-and-conditions/

ENV-FRM-CORQ-0019_v01_082123 ©

Pace® Location Requested (City/State): Pace Analytical Charlotte, 9800 Kincey Ave. Suite 100, Huntersville, NC 28078

CHAIN-OF-CUSTODY Analytical Request Document

Chain-of-Custody is a LEGAL DOCUMENT - Complete all relevant fields

LAB USE ONLY- Affix Workorder/Login Label Here

Scan QR Code for instructions

Company Name:	Southern Company	Contact/Report To:	Trey Singleton
Street Address:	241 Ralph McGill Blvd, Atlanta, GA 30308	Phone #:	205.346.3317
		E-Mail:	rosingle@southernco.com
		Cc E-Mail:	Arcadis contacts
Customer Project #:	Task No. YAT-CCR-ASSMT-2026S1	Invoice To:	
Project Name:	Georgia Power Yates	Invoice E-Mail:	
Site Collection Info/Facility ID (as applicable): YAT Pooled Upgradient		Purchase Order # (if applicable):	GPC82474-0002
		Quote #:	
Time Zone Collected: [ ] AK [ ] PT [ ] MT [ ] CT [X] ET		County / State origin of sample(s):	Georgia

Data Deliverables: [X] Level II [ ] Level III [ ] Level IV [X] EQUIS [ ] Other_____

Regulatory Program (DW, RCRA, etc.) as applicable:

Rush (Pre-approval required): [ ] 2 Day [ ] 3 day [ ] 5 day [ ] Other_____

Date Results Requested:

DW PWSID # or WW Permit # as applicable:

Field Filtered (if applicable): [ ] Yes [X] No

Analysis:

* Matrix Codes (Insert in Matrix box below): Drinking Water (DW), Ground Water (GW), Waste Water (WW), Product (P), Soil/Solid (SS), Oil (OL), Wipe (WP), Tissue (TS), Bioassay (B), Vapor (V), Other (OT), Surface Water (SW), Sediment (SED), Sludge (SL), Caulk

Specify Container Size **: 3 3 2 1 3

Identify Container Preservative Type***: 2 1 1 2 1

Analysis Requested

**Container Size: (1) 1L, (2) 500mL, (3) 250mL, (4) 125mL, (5) 100mL, (6) 40mL vial, (7) EnCore, (8) TerraCore, (9) Other

*** Preservative Types: (1) None, (2) HNO3, (3) H2SO4, (4) HCl, (5) NaOH, (6) Zn Acetate, (7) NaHSO4, (8) Sod. Thiosulfate, (9) Ascorbic Acid, (10) MeOH, (11) Other

Lab Use Only: Proj. Mgr: Bonnie Vang; AcctNum / Client ID:; Table #:; Profile / Template: 16561; Prelog / Bottle Ord. ID:

Customer Sample ID	Matrix *	Comp / Grab	Collected (or Composite Start) Date	Collected (or Composite Start) Time	Composite End Date	Composite End Time	Res. CL2	Number & Type of Containers Plastic	Number & Type of Containers Glass	App III/IV Metals + Na, K, Mg	Cl, F, SO4 (EPA 300.0)	TDS (SM 2540C)	RAD SW846 9315/8320	Alkalinity (SM2320B)	Sample Comment	Preservation non-conformance identified for sample.
YAT-UGRD-EB-1	WG	G						7		X	X	X	X	X	See Remarks	
YAT-UGRD-FB-1	WG	G	2/17/26	1200	—	—		7		X	X	X	X	X	See Remarks 024	
YAT-UGRD-EB-2	WG	G						7		X	X	X	X	X	See Remarks	
YAT-UGRD-FB-2	WG	G						7		X	X	X	X	X	See Remarks	
YAT-UGRD-FD-1	WG	G		~~1200~~				7		X	X	X	X	X	See Remarks	
YAT-UGRD-FD-2	WG	G						7		X	X	X	X	X	See Remarks	

Customer Remarks / Special Conditions / Possible Hazards:
App III Metals: 6020B: B; 6010D: Ca
App IV: Metals 6020B: Sb, As, Ba, Be, Cd, Cr, Co, Pb, Li, Mo, Se, Tl; 7040A: Hg.
Additional metals (6010D): Na, K, Mg; For Alkalinity: report total, carbonate, and bicarbonate

Collected By:
Printed Name: (Arcadis) David Prouty
Signature: (Arcadis)

Additional Instructions from Pace®:

Coolers: Thermometer ID: Correction Factor (°C): Obs. Temp. (°C) Corrected Temp. (°C)

Relinquished by/Company: (Signature)	Date/Time:	Received by/Company: (Signature)	Date/Time:
	2/18/26 0730	Arcadis	2/18/26 0730
Arcadis	2/18/26 1045	Ryan Williams / Pace	2/18/26 1045
Ryan Williams / Pace	2/18/26 1635		2/18/26 1635

Tracking Number:

Delivered by: [ ] In-Person [ ] Courier [ ] FedEX [ ] UPS [ ] Other

Page: of

Submitting a sample via this chain of custody constitutes acknowledgment and acceptance of the Pace® Terms and Conditions found at https://www.pacelabs.com/resource-library/resource/pace-terms-and-conditions/

ENV-FRM-CORQ-0019_v01_082123 ©

Pace Analytical Services, LLC
9800 Kincey Ave. Suite 100
Huntersville, NC 28078
(704)875-9092

March 27, 2026

Trey Singleton
Southern Company
241 Ralp McGill Blvd NE
Bin 10160
Atlanta, GA 30308

RE: Project: YAT Pooled Upgradient
Pace Project No.: 92845115

Dear Trey Singleton:

Enclosed are the analytical results for sample(s) received by the laboratory on February 18, 2026. The results relate only to the samples included in this report. Results reported herein conform to the applicable TNI/NELAC Standards and the laboratory's Quality Manual, where applicable, unless otherwise noted in the body of the report.

The test results provided in this final report were generated by each of the following laboratories within the Pace Network:

- Pace National - Mt. Juliet
- Pace Analytical Services - Asheville
- Pace Analytical Services - West Columbia

If you have any questions concerning this report, please feel free to contact me.

Sincerely,

Bonnie Vang

Bonnie Vang
bonnie.vang@pacelabs.com
704-977-0968
Project Manager

Enclosures

cc: Geoffrey Gay, Arcadis-ATL
Laura Midkiff, Southern Company
Alex Simpson, Arcadis
Jessica Ware, Arcadis
Albert Zumbuhl, Arcadis

This report shall not be reproduced, except in full,
without the written consent of Pace Analytical Services, LLC.

Pace Analytical Services, LLC
9800 Kincey Ave. Suite 100
Huntersville, NC 28078
(704)875-9092

CERTIFICATIONS

Project: YAT Pooled Upgradient
Pace Project No.: 92845115

Pace Analytical Services National
12065 Lebanon Road, Mt. Juliet, TN 37122
Alabama Certification #: 40660
Alaska Certification 17-026
Arizona Certification #: AZ0612
Arkansas Certification #: 88-0469
California Certification #: 2932
Canada Certification #: 1461.01
Colorado Certification #: TN00003
Connecticut Certification #: PH-0197
DOD Certification: #1461.01
EPA# TN00003
Florida Certification #: E87487
Georgia DW Certification #: 923
Georgia Certification: NELAP
Idaho Certification #: TN00003
Illinois Certification #: 200008
Indiana Certification #: C-TN-01
Iowa Certification #: 364
Kansas Certification #: E-10277
Kentucky UST Certification #: 16
Kentucky Certification #: 90010
Louisiana Certification #: AI30792
Louisiana DW Certification #: LA180010
Maine Certification #: TN0002
Maryland Certification #: 324
Massachusetts Certification #: M-TN003
Michigan Certification #: 9958
Minnesota Certification #: 047-999-395
Mississippi Certification #: TN00003
Missouri Certification #: 340
Montana Certification #: CERT0086
Nebraska Certification #: NE-OS-15-05
Nevada Certification #: TN-03-2002-34
New Hampshire Certification #: 2975
New Jersey Certification #: TN002
New Mexico DW Certification
New York Certification #: 11742
North Carolina Aquatic Toxicity Certification #: 41
North Carolina Drinking Water Certification #: 21704
North Carolina Environmental Certificate #: 375
North Dakota Certification #: R-140
Ohio VAP Certification #: CL0069
Oklahoma Certification #: 9915
Oregon Certification #: TN200002
Pennsylvania Certification #: 68-02979
Rhode Island Certification #: LAO00356
South Carolina Certification #: 84004
South Dakota Certification
Tennessee DW/Chem/Micro Certification #: 2006
Texas Mold Certification #: LAB0152
Texas Certification #: T 104704245-17-14
USDA Soil Permit #: P330-15-00234
Utah Certification #: TN00003
Virginia Certification #: VT2006
Vermont Dept. of Health: ID# VT-2006
Virginia Certification #: 460132
Washington Certification #: C847
West Virginia Certification #: 233
Wisconsin Certification #: 998093910
Wyoming UST Certification #: via A2LA 2926.01
A2LA-ISO 17025 Certification #: 1461.01
A2LA-ISO 17025 Certification #: 1461.02
AIHA-LAP/LLC EMLAP Certification #:100789

Pace Analytical Services Asheville
2225 Riverside Drive, Asheville, NC 28804
Florida/NELAP Certification #: E87648
North Carolina Drinking Water Certification #: 37712
North Carolina Wastewater Certification #: 40
South Carolina Laboratory ID: 99030
South Carolina Certification #: 99030001
Virginia/VELAP Certification #: 460222

Pace Analytical Services West Columbia
106 Vantage Point Drive, West Columbia, SC 29172
Alaska Dept. of Energy Conservation, Cert# 20-002
California ELAP, cert# 3049
DoD, DoD QSM V5.4, cert# I.2224
DOE, DoD/DOE QSM V5.4, cert# I.2224.01
Florida, Dept. of Health, cert# E87653-70
Georgia, Env. Protection Division, cert# E87653
Illinois, EPA NELAP, cert# 2000552024-9
Kansas, Dept. of Health and Environment, cert# E-10417
Kentucky, Dept. for Env. Protection, UST, cert# 103582
Kentucky, Dept. for Env. Protection, cert# 98037
Louisiana, Dept. of Environmental Quality, cert# 5125
North Carolina, DEQ, Water Resources, cert# 329
New Jersey, Dept. of Env. Protection, cert# NLC 240005
Oklahoma, Dept. of Env. Quality, cert# 2023-175
Oregon, ELAP, cert# 4181-006
Pennsylvania, Dept. of Env. Protection, cert# 003
South Carolina, Dept. of Env. Services, cert# 32010001
Texas, Commission on Env. Quality, cert# TX-C24-00083
Virginia, Dept. of General Services, cert# 13080
Wisconsin, Dept. of Natural Resources, cert# 399136100

This report shall not be reproduced, except in full,
without the written consent of Pace Analytical Services, LLC.

Pace Analytical Services, LLC
9800 Kincey Ave. Suite 100
Huntersville, NC 28078
(704)875-9092

SAMPLE SUMMARY

Project: YAT Pooled Upgradient
Pace Project No.: 92845115

Lab ID	Sample ID	Matrix	Date Collected	Date Received
92845115001	**YAT-YGWA-17S**	Water	02/17/26 09:25	02/18/26 16:35
92845115002	**YAT-YGWA-18S**	Water	02/17/26 10:35	02/18/26 16:35
92845115003	**YAT-YGWA-18I**	Water	02/17/26 12:15	02/18/26 16:35
92845115004	**YAT-YGWA-39**	Water	02/17/26 14:05	02/18/26 16:35
92845115005	**YAT-YGWA-40**	Water	02/17/26 15:15	02/18/26 16:35
92845115006	**YAT-YGWA-3D**	Water	02/17/26 16:45	02/18/26 16:35
92845115007	**YAT-UGRD-FB-2**	Water	02/17/26 12:20	02/18/26 16:35
92845115008	**YAT-UGRD-FD-2**	Water	02/17/26 00:00	02/18/26 16:35
92845115009	**YAT-YGWA-1I**	Water	02/17/26 10:40	02/18/26 16:35
92845115010	**YAT-YGWA-1D**	Water	02/17/26 12:20	02/18/26 16:35
92845115011	**YAT-YGWA-2I**	Water	02/17/26 15:00	02/18/26 16:35
92845115012	**YAT-YGWA-3I**	Water	02/17/26 16:55	02/18/26 16:35
92845115013	**YAT-UGRD-EB-1**	Water	02/17/26 15:30	02/18/26 16:35
92845115014	**YAT-UGRD-FD-1**	Water	02/17/26 00:00	02/18/26 16:35
92845115015	**YAT-YGWA-21I**	Water	02/17/26 16:04	02/18/26 16:35
92845115016	**YAT-YGWA-4I**	Water	02/17/26 09:55	02/18/26 16:35
92845115017	**YAT-YGWA-5I**	Water	02/17/26 12:25	02/18/26 16:35
92845115018	**YAT-YGWA-5D**	Water	02/17/26 11:17	02/18/26 16:35
92845115019	**YAT-YGWA-20S**	Water	02/17/26 14:18	02/18/26 16:35
92845115020	**YAT-UGRD-FB-2**	Water	02/17/26 17:00	02/18/26 16:35
92845115021	**YAT-YGWA-47**	Water	02/17/26 15:00	02/18/26 16:35
92845115022	**YAT-YGWA-30I**	Water	02/17/26 12:15	02/18/26 16:35
92845115023	**YAT-YGWA-14S**	Water	02/17/26 10:10	02/18/26 16:35
92845115024	**YAT-UGRD-FB-1**	Water	02/17/26 12:00	02/18/26 16:35

This report shall not be reproduced, except in full,
without the written consent of Pace Analytical Services, LLC.

Pace Analytical Services, LLC
9800 Kincey Ave. Suite 100
Huntersville, NC 28078
(704)875-9092

SAMPLE ANALYTE COUNT

Project: YAT Pooled Upgradient
Pace Project No.: 92845115

Lab ID	Sample ID	Method	Analysts	Analytes Reported	Laboratory
92845115001	**YAT-YGWA-17S**	EPA 6020B	LD	1	PAN
		SM 2320B-2021	SMS	3	PASI-A
		SM 2540C-2020	ACE	1	PASI-A
		EPA 300.0 Rev 2.1 1993	JCM	3	PASI-A
		EPA 6020B	BW	16	PASI-WC
		EPA 7470A	DH	1	PASI-WC
92845115002	**YAT-YGWA-18S**	EPA 6020B	LD	1	PAN
		SM 2320B-2021	SMS	3	PASI-A
		SM 2540C-2020	ACE	1	PASI-A
		EPA 300.0 Rev 2.1 1993	JCM	3	PASI-A
		EPA 6020B	BW	16	PASI-WC
		EPA 7470A	DH	1	PASI-WC
92845115003	**YAT-YGWA-18I**	EPA 6020B	LD	1	PAN
		SM 2320B-2021	MDW	3	PASI-A
		SM 2540C-2020	ACE	1	PASI-A
		EPA 300.0 Rev 2.1 1993	JCM	3	PASI-A
		EPA 6020B	BW	16	PASI-WC
		EPA 7470A	DH	1	PASI-WC
92845115004	**YAT-YGWA-39**	EPA 6020B	LD	1	PAN
		SM 2320B-2021	MDW	3	PASI-A
		SM 2540C-2020	ACE	1	PASI-A
		EPA 300.0 Rev 2.1 1993	JCM	3	PASI-A
		EPA 6020B	BW	16	PASI-WC
		EPA 7470A	DH	1	PASI-WC
92845115005	**YAT-YGWA-40**	EPA 6020B	LD	1	PAN
		SM 2320B-2021	MDW	3	PASI-A
		SM 2540C-2020	ACE	1	PASI-A
		EPA 300.0 Rev 2.1 1993	JCM	3	PASI-A
		EPA 6020B	BW, LNV	16	PASI-WC
		EPA 7470A	DH	1	PASI-WC
92845115006	**YAT-YGWA-3D**	EPA 6020B	LD	1	PAN
		SM 2320B-2021	MDW	3	PASI-A
		SM 2540C-2020	ACE	1	PASI-A
		EPA 300.0 Rev 2.1 1993	JCM	3	PASI-A
		EPA 6020B	BW, LNV	16	PASI-WC
		EPA 7470A	DH	1	PASI-WC
92845115007	**YAT-UGRD-FB-2**	EPA 6020B	LD	1	PAN

This report shall not be reproduced, except in full,
without the written consent of Pace Analytical Services, LLC.

Pace Analytical Services, LLC
9800 Kincey Ave. Suite 100
Huntersville, NC 28078
(704)875-9092

SAMPLE ANALYTE COUNT

Project: YAT Pooled Upgradient
Pace Project No.: 92845115

Lab ID	Sample ID	Method	Analysts	Analytes Reported	Laboratory
		SM 2320B-2021	MDW	3	PASI-A
		SM 2540C-2020	ACE	1	PASI-A
		EPA 300.0 Rev 2.1 1993	JCM	3	PASI-A
		EPA 6020B	BW, LNV	16	PASI-WC
		EPA 7470A	DH	1	PASI-WC
92845115008	**YAT-UGRD-FD-2**	EPA 6020B	LD	1	PAN
		SM 2320B-2021	MDW	3	PASI-A
		SM 2540C-2020	ACE	1	PASI-A
		EPA 300.0 Rev 2.1 1993	JCM	3	PASI-A
		EPA 6020B	BW, LNV	16	PASI-WC
		EPA 7470A	DH	1	PASI-WC
92845115009	**YAT-YGWA-1I**	EPA 6020B	LD	1	PAN
		SM 2320B-2021	MDW	3	PASI-A
		SM 2540C-2020	ACE	1	PASI-A
		EPA 300.0 Rev 2.1 1993	JCM	3	PASI-A
		EPA 6020B	BW, LNV	16	PASI-WC
		EPA 7470A	DH	1	PASI-WC
92845115010	**YAT-YGWA-1D**	EPA 6020B	LD	1	PAN
		SM 2320B-2021	MDW	3	PASI-A
		SM 2540C-2020	ACE	1	PASI-A
		EPA 300.0 Rev 2.1 1993	JCM	3	PASI-A
		EPA 6020B	BW, LNV	16	PASI-WC
		EPA 7470A	DH	1	PASI-WC
92845115011	**YAT-YGWA-2I**	EPA 6020B	LD	1	PAN
		SM 2320B-2021	MDW	3	PASI-A
		SM 2540C-2020	ACE	1	PASI-A
		EPA 300.0 Rev 2.1 1993	JCM	3	PASI-A
		EPA 6020B	BW, LNV	16	PASI-WC
		EPA 7470A	DH	1	PASI-WC
92845115012	**YAT-YGWA-3I**	EPA 6020B	LD	1	PAN
		SM 2320B-2021	MDW	3	PASI-A
		SM 2540C-2020	ACE	1	PASI-A
		EPA 300.0 Rev 2.1 1993	JCM	3	PASI-A
		EPA 6020B	BW, LNV	16	PASI-WC
		EPA 7470A	DH	1	PASI-WC
92845115013	**YAT-UGRD-EB-1**	EPA 6020B	LD	1	PAN
		SM 2320B-2021	MDW	3	PASI-A

This report shall not be reproduced, except in full,
without the written consent of Pace Analytical Services, LLC.

Pace Analytical Services, LLC
9800 Kincey Ave. Suite 100
Huntersville, NC 28078
(704)875-9092

SAMPLE ANALYTE COUNT

Project: YAT Pooled Upgradient
Pace Project No.: 92845115

Lab ID	Sample ID	Method	Analysts	Analytes Reported	Laboratory
		SM 2540C-2020	ACE	1	PASI-A
		EPA 300.0 Rev 2.1 1993	JCM	3	PASI-A
		EPA 6020B	BW, LNV	16	PASI-WC
		EPA 7470A	DH	1	PASI-WC
92845115014	**YAT-UGRD-FD-1**	EPA 6020B	LD	1	PAN
		SM 2320B-2021	MDW	3	PASI-A
		SM 2540C-2020	ACE	1	PASI-A
		EPA 300.0 Rev 2.1 1993	JCM	3	PASI-A
		EPA 6020B	BW, LNV	16	PASI-WC
		EPA 7470A	DH	1	PASI-WC
92845115015	**YAT-YGWA-21I**	EPA 6020B	LD	1	PAN
		SM 2320B-2021	MDW	3	PASI-A
		SM 2540C-2020	ACE	1	PASI-A
		EPA 300.0 Rev 2.1 1993	JCM	3	PASI-A
		EPA 6020B	BW, LNV	16	PASI-WC
		EPA 7470A	DH	1	PASI-WC
92845115016	**YAT-YGWA-4I**	EPA 6020B	LD	1	PAN
		SM 2320B-2021	MDW	3	PASI-A
		SM 2540C-2020	ACE	1	PASI-A
		EPA 300.0 Rev 2.1 1993	JCM	3	PASI-A
		EPA 6020B	BW, LNV	16	PASI-WC
		EPA 7470A	DH	1	PASI-WC
92845115017	**YAT-YGWA-5I**	EPA 6020B	LD	1	PAN
		SM 2320B-2021	MDW	3	PASI-A
		SM 2540C-2020	ACE	1	PASI-A
		EPA 300.0 Rev 2.1 1993	JCM	3	PASI-A
		EPA 6020B	BW, LNV	16	PASI-WC
		EPA 7470A	DH	1	PASI-WC
92845115018	**YAT-YGWA-5D**	EPA 6020B	LD	1	PAN
		SM 2320B-2021	MDW	3	PASI-A
		SM 2540C-2020	ACE	1	PASI-A
		EPA 300.0 Rev 2.1 1993	JCM	3	PASI-A
		EPA 6020B	BW, LNV	16	PASI-WC
		EPA 7470A	DH	1	PASI-WC
92845115019	**YAT-YGWA-20S**	EPA 6020B	LD	1	PAN
		SM 2320B-2021	MDW	3	PASI-A
		SM 2540C-2020	ACE	1	PASI-A

This report shall not be reproduced, except in full,
without the written consent of Pace Analytical Services, LLC.

Pace Analytical Services, LLC
9800 Kincey Ave. Suite 100
Huntersville, NC 28078
(704)875-9092

SAMPLE ANALYTE COUNT

Project: YAT Pooled Upgradient
Pace Project No.: 92845115

Lab ID	Sample ID	Method	Analysts	Analytes Reported	Laboratory
		EPA 300.0 Rev 2.1 1993	JCM	3	PASI-A
		EPA 6020B	BW, LNV	16	PASI-WC
		EPA 7470A	DH	1	PASI-WC
92845115020	**YAT-UGRD-FB-2**	EPA 6020B	LD	1	PAN
		SM 2320B-2021	MDW	3	PASI-A
		SM 2540C-2020	ACE	1	PASI-A
		EPA 300.0 Rev 2.1 1993	JCM	3	PASI-A
		EPA 6020B	BW, LNV	16	PASI-WC
		EPA 7470A	DH	1	PASI-WC
92845115021	**YAT-YGWA-47**	EPA 6020B	TMT	1	PAN
		SM 2320B-2021	MDW	3	PASI-A
		SM 2540C-2020	ACE	1	PASI-A
		EPA 300.0 Rev 2.1 1993	JCM	3	PASI-A
		EPA 6020B	BW, LNV	16	PASI-WC
		EPA 7470A	DH	1	PASI-WC
92845115022	**YAT-YGWA-30I**	EPA 6020B	TMT	1	PAN
		SM 2320B-2021	MDW	3	PASI-A
		SM 2540C-2020	ACE	1	PASI-A
		EPA 300.0 Rev 2.1 1993	JCM	3	PASI-A
		EPA 6020B	BW, LNV	16	PASI-WC
		EPA 7470A	DH	1	PASI-WC
92845115023	**YAT-YGWA-14S**	EPA 6020B	TMT	1	PAN
		SM 2320B-2021	MDW	3	PASI-A
		SM 2540C-2020	ACE	1	PASI-A
		EPA 300.0 Rev 2.1 1993	JCM	3	PASI-A
		EPA 6020B	BW, LNV	16	PASI-WC
		EPA 7470A	DH	1	PASI-WC
92845115024	**YAT-UGRD-FB-1**	EPA 6020B	TMT	1	PAN
		SM 2320B-2021	MDW	3	PASI-A
		SM 2540C-2020	ACE	1	PASI-A
		EPA 300.0 Rev 2.1 1993	JCM	3	PASI-A
		EPA 6020B	BW, LNV	16	PASI-WC
		EPA 7470A	DH	1	PASI-WC

PAN = Pace National - Mt. Juliet
PASI-A = Pace Analytical Services - Asheville
PASI-WC = Pace Analytical Services - West Columbia

This report shall not be reproduced, except in full,
without the written consent of Pace Analytical Services, LLC.

Pace Analytical Services, LLC
9800 Kincey Ave. Suite 100
Huntersville, NC 28078
(704)875-9092

SUMMARY OF DETECTION

Project: YAT Pooled Upgradient
Pace Project No.: 92845115

Lab Sample ID Method	Client Sample ID Parameters	Result	Units	Report Limit	Analyzed	Qualifiers
92845115001	**YAT-YGWA-17S**					
SM 2320B-2021	Alkalinity,Bicarbonate (CaCO3)	15.2	mg/L	5.0	02/27/26 18:41	
SM 2320B-2021	Alkalinity, Total as CaCO3	15.2	mg/L	5.0	02/27/26 18:41	
SM 2540C-2020	Total Dissolved Solids	84.0	mg/L	25.0	02/22/26 15:35	
EPA 300.0 Rev 2.1 1993	Chloride	11.9	mg/L	1.0	02/21/26 18:02	
EPA 300.0 Rev 2.1 1993	Sulfate	4.4	mg/L	1.0	02/21/26 18:02	
EPA 6020B	Barium	0.019	mg/L	0.0050	03/20/26 15:55	
EPA 6020B	Boron	0.013J	mg/L	0.040	03/20/26 15:55	
EPA 6020B	Calcium	3.4	mg/L	0.40	03/20/26 15:55	
EPA 6020B	Chromium	0.00048J	mg/L	0.0050	03/20/26 15:55	
EPA 6020B	Magnesium	1.1	mg/L	0.050	03/20/26 15:55	
EPA 6020B	Potassium	0.44	mg/L	0.40	03/20/26 15:55	
EPA 6020B	Sodium	16.1	mg/L	0.40	03/20/26 15:55	
92845115002	**YAT-YGWA-18S**					
EPA 6020B	Lithium	0.00295	mg/L	0.00200	02/24/26 19:54	
SM 2320B-2021	Alkalinity,Bicarbonate (CaCO3)	10.7	mg/L	5.0	02/27/26 18:46	
SM 2320B-2021	Alkalinity, Total as CaCO3	10.7	mg/L	5.0	02/27/26 18:46	
SM 2540C-2020	Total Dissolved Solids	53.0	mg/L	25.0	02/22/26 15:35	
EPA 300.0 Rev 2.1 1993	Chloride	6.9	mg/L	1.0	02/21/26 18:16	
EPA 300.0 Rev 2.1 1993	Sulfate	0.74J	mg/L	1.0	02/21/26 18:16	
EPA 6020B	Barium	0.012	mg/L	0.0050	03/20/26 16:04	
EPA 6020B	Calcium	0.86	mg/L	0.40	03/20/26 16:04	
EPA 6020B	Chromium	0.0012J	mg/L	0.0050	03/20/26 16:04	
EPA 6020B	Magnesium	0.84	mg/L	0.050	03/20/26 16:04	
EPA 6020B	Potassium	0.54	mg/L	0.40	03/20/26 16:04	
EPA 6020B	Sodium	9.3	mg/L	0.40	03/20/26 16:04	
92845115003	**YAT-YGWA-18I**					
EPA 6020B	Lithium	0.00378	mg/L	0.00200	02/24/26 19:57	
SM 2320B-2021	Alkalinity,Bicarbonate (CaCO3)	34.9	mg/L	5.0	03/03/26 11:33	
SM 2320B-2021	Alkalinity, Total as CaCO3	34.9	mg/L	5.0	03/03/26 11:33	
SM 2540C-2020	Total Dissolved Solids	99.0	mg/L	25.0	02/22/26 15:36	
EPA 300.0 Rev 2.1 1993	Chloride	7.7	mg/L	1.0	02/21/26 19:01	
EPA 300.0 Rev 2.1 1993	Sulfate	0.55J	mg/L	1.0	02/21/26 19:01	
EPA 6020B	Barium	0.023	mg/L	0.0050	03/20/26 16:13	
EPA 6020B	Calcium	5.6	mg/L	0.40	03/20/26 16:13	
EPA 6020B	Chromium	0.00090J	mg/L	0.0050	03/20/26 16:13	
EPA 6020B	Magnesium	3.1	mg/L	0.050	03/20/26 16:13	
EPA 6020B	Potassium	1.0	mg/L	0.40	03/20/26 16:13	
EPA 6020B	Sodium	12.7	mg/L	0.40	03/20/26 16:13	
92845115004	**YAT-YGWA-39**					
EPA 6020B	Lithium	0.00703	mg/L	0.00200	02/24/26 20:00	
SM 2320B-2021	Alkalinity,Bicarbonate (CaCO3)	187	mg/L	5.0	03/03/26 11:48	
SM 2320B-2021	Alkalinity, Total as CaCO3	187	mg/L	5.0	03/03/26 11:48	M1
SM 2540C-2020	Total Dissolved Solids	224	mg/L	25.0	02/22/26 15:36	
EPA 300.0 Rev 2.1 1993	Chloride	4.1	mg/L	1.0	02/21/26 19:16	
EPA 300.0 Rev 2.1 1993	Sulfate	8.4	mg/L	1.0	02/21/26 19:16	
EPA 6020B	Barium	0.041	mg/L	0.0050	03/20/26 16:21	

This report shall not be reproduced, except in full,
without the written consent of Pace Analytical Services, LLC.

Pace Analytical Services, LLC
9800 Kincey Ave. Suite 100
Huntersville, NC 28078
(704)875-9092

SUMMARY OF DETECTION

Project: YAT Pooled Upgradient
Pace Project No.: 92845115

Lab Sample ID Method	Client Sample ID Parameters	Result	Units	Report Limit	Analyzed	Qualifiers
92845115004	**YAT-YGWA-39**					
EPA 6020B	Boron	0.10	mg/L	0.040	03/20/26 16:21	
EPA 6020B	Calcium	17.9	mg/L	0.40	03/20/26 16:21	
EPA 6020B	Cobalt	0.0013J	mg/L	0.0050	03/20/26 16:21	
EPA 6020B	Magnesium	21.4	mg/L	0.050	03/20/26 16:21	
EPA 6020B	Molybdenum	0.0059J	mg/L	0.010	03/20/26 16:21	
EPA 6020B	Potassium	5.9	mg/L	0.40	03/20/26 16:21	
EPA 6020B	Sodium	26.9	mg/L	0.40	03/20/26 16:21	
92845115005	**YAT-YGWA-40**					
EPA 6020B	Lithium	0.000828J	mg/L	0.00200	02/24/26 20:15	J
SM 2320B-2021	Alkalinity,Bicarbonate (CaCO3)	22.1	mg/L	5.0	03/03/26 12:17	
SM 2320B-2021	Alkalinity, Total as CaCO3	22.1	mg/L	5.0	03/03/26 12:17	
SM 2540C-2020	Total Dissolved Solids	85.0	mg/L	25.0	02/22/26 15:36	
EPA 300.0 Rev 2.1 1993	Chloride	5.0	mg/L	1.0	02/21/26 19:31	
EPA 300.0 Rev 2.1 1993	Sulfate	20.5	mg/L	1.0	02/21/26 19:31	
EPA 6020B	Barium	0.034	mg/L	0.0050	03/12/26 13:51	
EPA 6020B	Beryllium	0.00023J	mg/L	0.00040	03/20/26 17:04	
EPA 6020B	Boron	0.078	mg/L	0.040	03/20/26 17:04	
EPA 6020B	Calcium	5.3	mg/L	0.40	03/12/26 13:51	
EPA 6020B	Cobalt	0.00015J	mg/L	0.0050	03/12/26 13:51	
EPA 6020B	Magnesium	3.0	mg/L	0.050	03/12/26 13:51	
EPA 6020B	Potassium	2.0	mg/L	0.40	03/12/26 13:51	
EPA 6020B	Selenium	0.00074J	mg/L	0.0050	03/12/26 13:51	
EPA 6020B	Sodium	10.8	mg/L	0.40	03/12/26 13:51	
EPA 7470A	Mercury	0.00025	mg/L	0.00020	02/25/26 00:20	
92845115006	**YAT-YGWA-3D**					
EPA 6020B	Lithium	0.0284	mg/L	0.00200	02/24/26 19:37	
SM 2320B-2021	Alkalinity,Bicarbonate (CaCO3)	109	mg/L	5.0	03/03/26 12:31	
SM 2320B-2021	Alkalinity, Total as CaCO3	109	mg/L	5.0	03/03/26 12:31	
SM 2540C-2020	Total Dissolved Solids	148	mg/L	25.0	02/22/26 15:36	
EPA 300.0 Rev 2.1 1993	Chloride	1.1	mg/L	1.0	02/21/26 19:46	
EPA 300.0 Rev 2.1 1993	Fluoride	0.43	mg/L	0.10	02/21/26 19:46	
EPA 300.0 Rev 2.1 1993	Sulfate	8.4	mg/L	1.0	02/21/26 19:46	
EPA 6020B	Antimony	0.00089J	mg/L	0.0020	03/12/26 14:07	
EPA 6020B	Barium	0.0048J	mg/L	0.0050	03/12/26 14:07	
EPA 6020B	Calcium	30.7	mg/L	0.40	03/12/26 14:07	
EPA 6020B	Magnesium	3.8	mg/L	0.050	03/12/26 14:07	
EPA 6020B	Molybdenum	0.010	mg/L	0.010	03/12/26 14:07	
EPA 6020B	Potassium	3.7	mg/L	0.40	03/12/26 14:07	
EPA 6020B	Sodium	10.4	mg/L	0.40	03/12/26 14:07	
92845115007	**YAT-UGRD-FB-2**					
EPA 6020B	Antimony	0.00057J	mg/L	0.0020	03/12/26 14:10	
92845115008	**YAT-UGRD-FD-2**					
EPA 6020B	Lithium	0.00198J	mg/L	0.00200	02/24/26 20:21	J
SM 2320B-2021	Alkalinity,Bicarbonate (CaCO3)	10.6	mg/L	5.0	03/03/26 12:42	
SM 2320B-2021	Alkalinity, Total as CaCO3	10.6	mg/L	5.0	03/03/26 12:42	

This report shall not be reproduced, except in full,
without the written consent of Pace Analytical Services, LLC.

Pace Analytical Services, LLC
9800 Kincey Ave. Suite 100
Huntersville, NC 28078
(704)875-9092

SUMMARY OF DETECTION

Project: YAT Pooled Upgradient
Pace Project No.: 92845115

Lab Sample ID Method	Client Sample ID Parameters	Result	Units	Report Limit	Analyzed	Qualifiers
92845115008	**YAT-UGRD-FD-2**					
SM 2540C-2020	Total Dissolved Solids	54.0	mg/L	25.0	02/22/26 15:36	
EPA 300.0 Rev 2.1 1993	Chloride	6.9	mg/L	1.0	02/21/26 20:01	
EPA 300.0 Rev 2.1 1993	Sulfate	0.72J	mg/L	1.0	02/21/26 20:01	
EPA 6020B	Barium	0.012	mg/L	0.0050	03/12/26 14:19	
EPA 6020B	Calcium	0.69	mg/L	0.40	03/12/26 14:19	
EPA 6020B	Chromium	0.0011J	mg/L	0.0050	03/12/26 14:19	
EPA 6020B	Magnesium	0.82	mg/L	0.050	03/12/26 14:19	
EPA 6020B	Potassium	0.48	mg/L	0.40	03/12/26 14:19	
EPA 6020B	Sodium	8.9	mg/L	0.40	03/12/26 14:19	
92845115009	**YAT-YGWA-1I**					
EPA 6020B	Lithium	0.00348	mg/L	0.00200	02/24/26 20:25	
SM 2320B-2021	Alkalinity,Bicarbonate (CaCO3)	15.9	mg/L	5.0	03/03/26 12:47	
SM 2320B-2021	Alkalinity, Total as CaCO3	15.9	mg/L	5.0	03/03/26 12:47	
SM 2540C-2020	Total Dissolved Solids	51.0	mg/L	25.0	02/22/26 15:37	
EPA 300.0 Rev 2.1 1993	Chloride	1.3	mg/L	1.0	02/21/26 20:46	
EPA 300.0 Rev 2.1 1993	Sulfate	4.4	mg/L	1.0	02/21/26 20:46	
EPA 6020B	Barium	0.0084	mg/L	0.0050	03/12/26 14:22	
EPA 6020B	Calcium	1.7	mg/L	0.40	03/12/26 14:22	
EPA 6020B	Chromium	0.00046J	mg/L	0.0050	03/12/26 14:22	
EPA 6020B	Cobalt	0.0020J	mg/L	0.0050	03/12/26 14:22	
EPA 6020B	Magnesium	1.5	mg/L	0.050	03/12/26 14:22	
EPA 6020B	Molybdenum	0.0033J	mg/L	0.010	03/12/26 14:22	
EPA 6020B	Potassium	2.1	mg/L	0.40	03/12/26 14:22	
EPA 6020B	Sodium	5.0	mg/L	0.40	03/12/26 14:22	
92845115010	**YAT-YGWA-1D**					
EPA 6020B	Lithium	0.00818	mg/L	0.00200	02/24/26 20:28	
SM 2320B-2021	Alkalinity,Bicarbonate (CaCO3)	59.8	mg/L	5.0	03/03/26 12:52	
SM 2320B-2021	Alkalinity, Total as CaCO3	59.8	mg/L	5.0	03/03/26 12:52	
SM 2540C-2020	Total Dissolved Solids	113	mg/L	25.0	02/22/26 15:37	
EPA 300.0 Rev 2.1 1993	Chloride	1.1	mg/L	1.0	02/21/26 21:01	
EPA 300.0 Rev 2.1 1993	Fluoride	0.061J	mg/L	0.10	02/21/26 21:01	
EPA 300.0 Rev 2.1 1993	Sulfate	11.5	mg/L	1.0	02/21/26 21:01	
EPA 6020B	Arsenic	0.00063J	mg/L	0.0020	03/12/26 14:26	
EPA 6020B	Barium	0.0064	mg/L	0.0050	03/12/26 14:26	
EPA 6020B	Calcium	15.5	mg/L	0.40	03/12/26 14:26	
EPA 6020B	Chromium	0.00025J	mg/L	0.0050	03/12/26 14:26	
EPA 6020B	Cobalt	0.00040J	mg/L	0.0050	03/12/26 14:26	
EPA 6020B	Magnesium	2.0	mg/L	0.050	03/12/26 14:26	
EPA 6020B	Molybdenum	0.0091J	mg/L	0.010	03/12/26 14:26	
EPA 6020B	Potassium	3.9	mg/L	0.40	03/12/26 14:26	
EPA 6020B	Sodium	11.0	mg/L	0.40	03/12/26 14:26	
EPA 7470A	Mercury	0.00011J	mg/L	0.00020	02/25/26 00:38	
92845115011	**YAT-YGWA-2I**					
EPA 6020B	Lithium	0.00349	mg/L	0.00200	02/24/26 20:31	
SM 2320B-2021	Alkalinity,Bicarbonate (CaCO3)	78.7	mg/L	5.0	03/03/26 12:58	
SM 2320B-2021	Alkalinity, Total as CaCO3	78.7	mg/L	5.0	03/03/26 12:58	

This report shall not be reproduced, except in full,
without the written consent of Pace Analytical Services, LLC.

Pace Analytical Services, LLC
9800 Kincey Ave. Suite 100
Huntersville, NC 28078
(704)875-9092

SUMMARY OF DETECTION

Project: YAT Pooled Upgradient
Pace Project No.: 92845115

Lab Sample ID Method	Client Sample ID Parameters	Result	Units	Report Limit	Analyzed	Qualifiers
92845115011	**YAT-YGWA-2I**					
SM 2540C-2020	Total Dissolved Solids	167	mg/L	25.0	02/22/26 15:37	
EPA 300.0 Rev 2.1 1993	Chloride	1.1	mg/L	1.0	02/21/26 21:16	
EPA 300.0 Rev 2.1 1993	Fluoride	0.084J	mg/L	0.10	02/21/26 21:16	
EPA 300.0 Rev 2.1 1993	Sulfate	21.8	mg/L	1.0	02/21/26 21:16	
EPA 6020B	Antimony	0.00063J	mg/L	0.0020	03/12/26 14:29	
EPA 6020B	Barium	0.0048J	mg/L	0.0050	03/12/26 14:29	
EPA 6020B	Calcium	27.5	mg/L	0.40	03/12/26 14:29	
EPA 6020B	Chromium	0.00029J	mg/L	0.0050	03/12/26 14:29	
EPA 6020B	Magnesium	4.5	mg/L	0.050	03/12/26 14:29	
EPA 6020B	Molybdenum	0.0075J	mg/L	0.010	03/12/26 14:29	
EPA 6020B	Potassium	5.4	mg/L	0.40	03/12/26 14:29	
EPA 6020B	Sodium	9.7	mg/L	0.40	03/12/26 14:29	
92845115012	**YAT-YGWA-3I**					
EPA 6020B	Lithium	0.0246	mg/L	0.00200	02/24/26 20:34	
SM 2320B-2021	Alkalinity,Bicarbonate (CaCO3)	86.7	mg/L	5.0	03/03/26 13:05	
SM 2320B-2021	Alkalinity, Total as CaCO3	86.7	mg/L	5.0	03/03/26 13:05	
SM 2540C-2020	Total Dissolved Solids	139	mg/L	25.0	02/22/26 15:37	
EPA 300.0 Rev 2.1 1993	Chloride	1.1	mg/L	1.0	02/21/26 21:30	
EPA 300.0 Rev 2.1 1993	Fluoride	0.092J	mg/L	0.10	02/21/26 21:30	
EPA 300.0 Rev 2.1 1993	Sulfate	13.8	mg/L	1.0	02/21/26 21:30	
EPA 6020B	Barium	0.0031J	mg/L	0.0050	03/12/26 14:32	
EPA 6020B	Calcium	23.1	mg/L	0.40	03/12/26 14:32	
EPA 6020B	Chromium	0.00028J	mg/L	0.0050	03/12/26 14:32	
EPA 6020B	Magnesium	5.5	mg/L	0.050	03/12/26 14:32	
EPA 6020B	Molybdenum	0.0060J	mg/L	0.010	03/12/26 14:32	
EPA 6020B	Potassium	5.0	mg/L	0.40	03/12/26 14:32	
EPA 6020B	Sodium	9.8	mg/L	0.40	03/12/26 14:32	
92845115013	**YAT-UGRD-EB-1**					
EPA 6020B	Antimony	0.00054J	mg/L	0.0020	03/12/26 14:35	
EPA 6020B	Chromium	0.00030J	mg/L	0.0050	03/12/26 14:35	
92845115014	**YAT-UGRD-FD-1**					
EPA 6020B	Lithium	0.00355	mg/L	0.00200	02/24/26 20:41	
SM 2320B-2021	Alkalinity,Bicarbonate (CaCO3)	15.8	mg/L	5.0	03/03/26 13:16	
SM 2320B-2021	Alkalinity, Total as CaCO3	15.8	mg/L	5.0	03/03/26 13:16	
SM 2540C-2020	Total Dissolved Solids	55.0	mg/L	25.0	02/22/26 15:38	
EPA 300.0 Rev 2.1 1993	Chloride	1.5	mg/L	1.0	02/21/26 15:47	
EPA 300.0 Rev 2.1 1993	Fluoride	0.058J	mg/L	0.10	02/21/26 15:47	
EPA 300.0 Rev 2.1 1993	Sulfate	4.5	mg/L	1.0	02/21/26 15:47	
EPA 6020B	Antimony	0.00051J	mg/L	0.0020	03/12/26 14:38	
EPA 6020B	Barium	0.0083	mg/L	0.0050	03/12/26 14:38	
EPA 6020B	Calcium	1.9	mg/L	0.40	03/12/26 14:38	
EPA 6020B	Chromium	0.00048J	mg/L	0.0050	03/12/26 14:38	
EPA 6020B	Cobalt	0.0020J	mg/L	0.0050	03/12/26 14:38	
EPA 6020B	Magnesium	1.5	mg/L	0.050	03/12/26 14:38	
EPA 6020B	Molybdenum	0.0032J	mg/L	0.010	03/12/26 14:38	
EPA 6020B	Potassium	2.1	mg/L	0.40	03/12/26 14:38	

This report shall not be reproduced, except in full,
without the written consent of Pace Analytical Services, LLC.

Pace Analytical Services, LLC
9800 Kincey Ave. Suite 100
Huntersville, NC 28078
(704)875-9092

SUMMARY OF DETECTION

Project: YAT Pooled Upgradient
Pace Project No.: 92845115

Lab Sample ID Method	Client Sample ID Parameters	Result	Units	Report Limit	Analyzed	Qualifiers
92845115014	**YAT-UGRD-FD-1**					
EPA 6020B	Sodium	5.0	mg/L	0.40	03/12/26 14:38	
92845115015	**YAT-YGWA-21I**					
EPA 6020B	Lithium	0.00743	mg/L	0.00200	02/24/26 20:44	
SM 2320B-2021	Alkalinity,Bicarbonate (CaCO3)	73.4	mg/L	5.0	03/03/26 13:21	
SM 2320B-2021	Alkalinity, Total as CaCO3	73.4	mg/L	5.0	03/03/26 13:21	
SM 2540C-2020	Total Dissolved Solids	133	mg/L	25.0	02/22/26 15:38	
EPA 300.0 Rev 2.1 1993	Chloride	2.1	mg/L	1.0	02/21/26 16:01	
EPA 300.0 Rev 2.1 1993	Fluoride	0.096J	mg/L	0.10	02/21/26 16:01	
EPA 300.0 Rev 2.1 1993	Sulfate	4.1	mg/L	1.0	02/21/26 16:01	
EPA 6020B	Antimony	0.00089J	mg/L	0.0020	03/12/26 14:41	
EPA 6020B	Arsenic	0.0011J	mg/L	0.0020	03/12/26 14:41	
EPA 6020B	Barium	0.0083	mg/L	0.0050	03/12/26 14:41	
EPA 6020B	Boron	0.0079J	mg/L	0.040	03/20/26 19:22	
EPA 6020B	Calcium	8.9	mg/L	0.40	03/12/26 14:41	
EPA 6020B	Cobalt	0.041	mg/L	0.0050	03/12/26 14:41	
EPA 6020B	Magnesium	4.6	mg/L	0.050	03/12/26 14:41	
EPA 6020B	Potassium	3.6	mg/L	0.40	03/12/26 14:41	
EPA 6020B	Sodium	18.7	mg/L	0.40	03/12/26 14:41	
92845115016	**YAT-YGWA-4I**					
EPA 6020B	Lithium	0.0186	mg/L	0.00200	02/24/26 21:50	
SM 2320B-2021	Alkalinity,Bicarbonate (CaCO3)	57.8	mg/L	5.0	03/03/26 13:37	
SM 2320B-2021	Alkalinity, Total as CaCO3	57.8	mg/L	5.0	03/03/26 13:37	
SM 2540C-2020	Total Dissolved Solids	121	mg/L	25.0	02/22/26 15:38	
EPA 300.0 Rev 2.1 1993	Chloride	5.4	mg/L	1.0	02/21/26 16:44	
EPA 300.0 Rev 2.1 1993	Fluoride	0.068J	mg/L	0.10	02/21/26 16:44	
EPA 300.0 Rev 2.1 1993	Sulfate	9.1	mg/L	1.0	02/21/26 16:44	
EPA 6020B	Antimony	0.00045J	mg/L	0.0020	03/12/26 14:44	
EPA 6020B	Barium	0.016	mg/L	0.0050	03/12/26 14:44	
EPA 6020B	Calcium	9.8	mg/L	0.40	03/12/26 14:44	
EPA 6020B	Chromium	0.00026J	mg/L	0.0050	03/12/26 14:44	
EPA 6020B	Cobalt	0.00013J	mg/L	0.0050	03/12/26 14:44	
EPA 6020B	Magnesium	6.1	mg/L	0.050	03/12/26 14:44	
EPA 6020B	Potassium	4.3	mg/L	0.40	03/12/26 14:44	
EPA 6020B	Selenium	0.00057J	mg/L	0.0050	03/12/26 14:44	
EPA 6020B	Sodium	10.8	mg/L	0.40	03/12/26 14:44	
92845115017	**YAT-YGWA-5I**					
EPA 6020B	Lithium	0.00433	mg/L	0.00200	02/24/26 21:53	
SM 2320B-2021	Alkalinity,Bicarbonate (CaCO3)	26.9	mg/L	5.0	03/03/26 13:43	
SM 2320B-2021	Alkalinity, Total as CaCO3	26.9	mg/L	5.0	03/03/26 13:43	
SM 2540C-2020	Total Dissolved Solids	94.0	mg/L	25.0	02/22/26 15:38	
EPA 300.0 Rev 2.1 1993	Chloride	4.8	mg/L	1.0	02/21/26 16:58	
EPA 300.0 Rev 2.1 1993	Sulfate	2.5	mg/L	1.0	02/21/26 16:58	
EPA 6020B	Barium	0.021	mg/L	0.0050	03/12/26 14:54	
EPA 6020B	Calcium	2.8	mg/L	0.40	03/12/26 14:54	
EPA 6020B	Chromium	0.00036J	mg/L	0.0050	03/12/26 14:54	
EPA 6020B	Magnesium	2.9	mg/L	0.050	03/12/26 14:54	

This report shall not be reproduced, except in full,
without the written consent of Pace Analytical Services, LLC.

Pace Analytical Services, LLC
9800 Kincey Ave. Suite 100
Huntersville, NC 28078
(704)875-9092

SUMMARY OF DETECTION

Project: YAT Pooled Upgradient
Pace Project No.: 92845115

Lab Sample ID / Method	Client Sample ID / Parameters	Result	Units	Report Limit	Analyzed	Qualifiers
92845115017	**YAT-YGWA-5I**					
EPA 6020B	Potassium	1.6	mg/L	0.40	03/12/26 14:54	
EPA 6020B	Sodium	11.5	mg/L	0.40	03/12/26 14:54	
92845115018	**YAT-YGWA-5D**					
EPA 6020B	Lithium	0.00429	mg/L	0.00200	02/24/26 21:56	
SM 2320B-2021	Alkalinity,Bicarbonate (CaCO3)	106	mg/L	5.0	03/03/26 13:49	
SM 2320B-2021	Alkalinity, Total as CaCO3	106	mg/L	5.0	03/03/26 13:49	
SM 2540C-2020	Total Dissolved Solids	158	mg/L	25.0	02/22/26 15:38	
EPA 300.0 Rev 2.1 1993	Chloride	3.5	mg/L	1.0	02/21/26 17:13	
EPA 300.0 Rev 2.1 1993	Fluoride	0.054J	mg/L	0.10	02/21/26 17:13	
EPA 300.0 Rev 2.1 1993	Sulfate	4.9	mg/L	1.0	02/21/26 17:13	
EPA 6020B	Arsenic	0.0012J	mg/L	0.0020	03/12/26 14:57	
EPA 6020B	Barium	0.0078	mg/L	0.0050	03/12/26 14:57	
EPA 6020B	Boron	0.011J	mg/L	0.040	03/20/26 19:48	
EPA 6020B	Calcium	29.1	mg/L	0.40	03/12/26 14:57	
EPA 6020B	Magnesium	4.8	mg/L	0.050	03/12/26 14:57	
EPA 6020B	Potassium	3.6	mg/L	0.40	03/12/26 14:57	
EPA 6020B	Sodium	9.9	mg/L	0.40	03/12/26 14:57	
EPA 7470A	Mercury	0.00010J	mg/L	0.00020	02/25/26 18:29	
92845115019	**YAT-YGWA-20S**					
EPA 6020B	Lithium	0.000604J	mg/L	0.00200	02/24/26 22:00	J
SM 2320B-2021	Alkalinity,Bicarbonate (CaCO3)	28.0	mg/L	5.0	03/03/26 13:56	
SM 2320B-2021	Alkalinity, Total as CaCO3	28.0	mg/L	5.0	03/03/26 13:56	
SM 2540C-2020	Total Dissolved Solids	88.0	mg/L	25.0	02/22/26 15:38	
EPA 300.0 Rev 2.1 1993	Chloride	3.2	mg/L	1.0	02/21/26 17:27	
EPA 6020B	Barium	0.017	mg/L	0.0050	03/12/26 15:00	
EPA 6020B	Calcium	2.9	mg/L	0.40	03/12/26 15:00	
EPA 6020B	Chromium	0.00063J	mg/L	0.0050	03/12/26 15:00	
EPA 6020B	Magnesium	0.70	mg/L	0.050	03/12/26 15:00	
EPA 6020B	Potassium	0.64	mg/L	0.40	03/12/26 15:00	
EPA 6020B	Sodium	10.8	mg/L	0.40	03/12/26 15:00	
92845115021	**YAT-YGWA-47**					
EPA 6020B	Lithium	0.00385	mg/L	0.00200	02/24/26 22:02	
SM 2320B-2021	Alkalinity,Bicarbonate (CaCO3)	40.4	mg/L	5.0	03/03/26 14:05	
SM 2320B-2021	Alkalinity, Total as CaCO3	40.4	mg/L	5.0	03/03/26 14:05	
SM 2540C-2020	Total Dissolved Solids	153	mg/L	25.0	02/22/26 15:27	
EPA 300.0 Rev 2.1 1993	Chloride	3.7	mg/L	1.0	02/21/26 17:41	
EPA 300.0 Rev 2.1 1993	Fluoride	0.070J	mg/L	0.10	02/21/26 17:41	
EPA 300.0 Rev 2.1 1993	Sulfate	50.9	mg/L	1.0	02/21/26 17:41	
EPA 6020B	Barium	0.035	mg/L	0.0050	03/12/26 15:07	
EPA 6020B	Boron	0.018J	mg/L	0.040	03/20/26 20:48	
EPA 6020B	Calcium	10.7	mg/L	0.40	03/12/26 15:07	
EPA 6020B	Chromium	0.00035J	mg/L	0.0050	03/12/26 15:07	
EPA 6020B	Cobalt	0.00057J	mg/L	0.0050	03/12/26 15:07	
EPA 6020B	Magnesium	12.0	mg/L	0.050	03/12/26 15:07	
EPA 6020B	Potassium	4.0	mg/L	0.40	03/12/26 15:07	
EPA 6020B	Selenium	0.00051J	mg/L	0.0050	03/12/26 15:07	

This report shall not be reproduced, except in full,
without the written consent of Pace Analytical Services, LLC.

Pace Analytical Services, LLC
9800 Kincey Ave. Suite 100
Huntersville, NC 28078
(704)875-9092

SUMMARY OF DETECTION

Project: YAT Pooled Upgradient
Pace Project No.: 92845115

Lab Sample ID Method	Client Sample ID Parameters	Result	Units	Report Limit	Analyzed	Qualifiers
92845115021	**YAT-YGWA-47**					
EPA 6020B	Sodium	12.6	mg/L	0.40	03/12/26 15:07	
92845115022	**YAT-YGWA-30I**					
EPA 6020B	Lithium	0.00128J	mg/L	0.00200	02/24/26 20:06	J
SM 2320B-2021	Alkalinity,Bicarbonate (CaCO3)	15.5	mg/L	5.0	03/03/26 21:29	
SM 2320B-2021	Alkalinity, Total as CaCO3	15.5	mg/L	5.0	03/03/26 21:29	
SM 2540C-2020	Total Dissolved Solids	52.0	mg/L	25.0	02/22/26 15:27	
EPA 300.0 Rev 2.1 1993	Chloride	1.7	mg/L	1.0	02/21/26 17:56	
EPA 300.0 Rev 2.1 1993	Fluoride	0.059J	mg/L	0.10	02/21/26 17:56	
EPA 300.0 Rev 2.1 1993	Sulfate	1.1	mg/L	1.0	02/21/26 17:56	
EPA 6020B	Barium	0.0076	mg/L	0.0050	03/12/26 15:10	
EPA 6020B	Calcium	1.4	mg/L	0.40	03/12/26 15:10	
EPA 6020B	Cobalt	0.0019J	mg/L	0.0050	03/12/26 15:10	
EPA 6020B	Magnesium	0.97	mg/L	0.050	03/12/26 15:10	
EPA 6020B	Potassium	0.73	mg/L	0.40	03/12/26 15:10	
EPA 6020B	Sodium	6.6	mg/L	0.40	03/12/26 15:10	
92845115023	**YAT-YGWA-14S**					
SM 2320B-2021	Alkalinity,Bicarbonate (CaCO3)	9.8	mg/L	5.0	03/03/26 16:36	
SM 2320B-2021	Alkalinity, Total as CaCO3	9.8	mg/L	5.0	03/03/26 16:36	
SM 2540C-2020	Total Dissolved Solids	66.0	mg/L	25.0	02/22/26 15:28	
EPA 300.0 Rev 2.1 1993	Chloride	5.1	mg/L	1.0	02/21/26 18:39	
EPA 300.0 Rev 2.1 1993	Fluoride	0.055J	mg/L	0.10	02/21/26 18:39	
EPA 300.0 Rev 2.1 1993	Sulfate	7.7	mg/L	1.0	02/21/26 18:39	
EPA 6020B	Barium	0.0098	mg/L	0.0050	03/12/26 15:13	
EPA 6020B	Beryllium	0.00024J	mg/L	0.00040	03/20/26 21:06	
EPA 6020B	Boron	0.021J	mg/L	0.040	03/20/26 21:06	
EPA 6020B	Calcium	1.4	mg/L	0.40	03/12/26 15:13	
EPA 6020B	Magnesium	1.6	mg/L	0.050	03/12/26 15:13	
EPA 6020B	Potassium	0.81	mg/L	0.40	03/12/26 15:13	
EPA 6020B	Selenium	0.0014J	mg/L	0.0050	03/12/26 15:13	
EPA 6020B	Sodium	10.1	mg/L	0.40	03/12/26 15:13	

This report shall not be reproduced, except in full,
without the written consent of Pace Analytical Services, LLC.

Pace Analytical Services, LLC
9800 Kincey Ave. Suite 100
Huntersville, NC 28078
(704)875-9092

ANALYTICAL RESULTS

Project: YAT Pooled Upgradient
Pace Project No.: 92845115

Sample: YAT-YGWA-17S **Lab ID: 92845115001** Collected: 02/17/26 09:25 Received: 02/18/26 16:35 Matrix: Water

Parameters	Results	Units	Report Limit	MDL	DF	Prepared	Analyzed	CAS No.	Qual
Metals (ICPMS) 6020B	Analytical Method: EPA 6020B Preparation Method: 3015								
	Pace National - Mt. Juliet								
Lithium	ND	mg/L	0.00200	0.000600	1	02/24/26 16:31	02/24/26 19:50	7439-93-2	
2320B Alkalinity	Analytical Method: SM 2320B-2021								
	Pace Analytical Services - Asheville								
Alkalinity,Bicarbonate (CaCO3)	**15.2**	mg/L	5.0	5.0	1		02/27/26 18:41		
Alkalinity,Carbonate (CaCO3)	ND	mg/L	5.0	5.0	1		02/27/26 18:41		
Alkalinity, Total as CaCO3	**15.2**	mg/L	5.0	5.0	1		02/27/26 18:41		
2540C Total Dissolved Solids	Analytical Method: SM 2540C-2020								
	Pace Analytical Services - Asheville								
Total Dissolved Solids	**84.0**	mg/L	25.0	25.0	1		02/22/26 15:35		
300.0 IC Anions 28 Days	Analytical Method: EPA 300.0 Rev 2.1 1993								
	Pace Analytical Services - Asheville								
Chloride	**11.9**	mg/L	1.0	0.60	1		02/21/26 18:02	16887-00-6	
Fluoride	ND	mg/L	0.10	0.050	1		02/21/26 18:02	16984-48-8	
Sulfate	**4.4**	mg/L	1.0	0.50	1		02/21/26 18:02	14808-79-8	
WC 6020B MET ICPMS	Analytical Method: EPA 6020B Preparation Method: EPA 3005A								
	Pace Analytical Services - West Columbia								
Antimony	ND	mg/L	0.0020	0.00043	1	02/25/26 19:26	03/20/26 15:55	7440-36-0	
Arsenic	ND	mg/L	0.0020	0.00041	1	02/25/26 19:26	03/20/26 15:55	7440-38-2	
Barium	**0.019**	mg/L	0.0050	0.00056	1	02/25/26 19:26	03/20/26 15:55	7440-39-3	
Beryllium	ND	mg/L	0.00040	0.00015	1	02/25/26 19:26	03/20/26 15:55	7440-41-7	
Boron	**0.013J**	mg/L	0.040	0.0073	1	02/25/26 19:26	03/20/26 15:55	7440-42-8	
Cadmium	ND	mg/L	0.00050	0.00010	1	02/25/26 19:26	03/20/26 15:55	7440-43-9	
Calcium	**3.4**	mg/L	0.40	0.10	1	02/25/26 19:26	03/20/26 15:55	7440-70-2	
Chromium	**0.00048J**	mg/L	0.0050	0.00024	1	02/25/26 19:26	03/20/26 15:55	7440-47-3	
Cobalt	ND	mg/L	0.0050	0.00012	1	02/25/26 19:26	03/20/26 15:55	7440-48-4	
Lead	ND	mg/L	0.0010	0.00027	1	02/25/26 19:26	03/20/26 15:55	7439-92-1	
Magnesium	**1.1**	mg/L	0.050	0.024	1	02/25/26 19:26	03/20/26 15:55	7439-95-4	
Molybdenum	ND	mg/L	0.010	0.0020	1	02/25/26 19:26	03/20/26 15:55	7439-98-7	
Potassium	**0.44**	mg/L	0.40	0.13	1	02/25/26 19:26	03/20/26 15:55	7440-09-7	
Selenium	ND	mg/L	0.0050	0.00050	1	02/25/26 19:26	03/20/26 15:55	7782-49-2	
Sodium	**16.1**	mg/L	0.40	0.083	1	02/25/26 19:26	03/20/26 15:55	7440-23-5	
Thallium	ND	mg/L	0.00050	0.00017	1	02/25/26 19:26	03/20/26 15:55	7440-28-0	
WCOL 7470 Mercury	Analytical Method: EPA 7470A Preparation Method: EPA 7470A								
	Pace Analytical Services - West Columbia								
Mercury	ND	mg/L	0.00020	0.000091	1	02/24/26 17:33	02/25/26 00:10	7439-97-6	

This report shall not be reproduced, except in full,
without the written consent of Pace Analytical Services, LLC.

Pace Analytical Services, LLC
9800 Kincey Ave. Suite 100
Huntersville, NC 28078
(704)875-9092

ANALYTICAL RESULTS

Project: YAT Pooled Upgradient
Pace Project No.: 92845115

Sample: YAT-YGWA-18S **Lab ID: 92845115002** Collected: 02/17/26 10:35 Received: 02/18/26 16:35 Matrix: Water

Parameters	Results	Units	Report Limit	MDL	DF	Prepared	Analyzed	CAS No.	Qual
Metals (ICPMS) 6020B	Analytical Method: EPA 6020B Preparation Method: 3015 Pace National - Mt. Juliet								
Lithium	**0.00295**	mg/L	0.00200	0.000600	1	02/24/26 16:31	02/24/26 19:54	7439-93-2	
2320B Alkalinity	Analytical Method: SM 2320B-2021 Pace Analytical Services - Asheville								
Alkalinity,Bicarbonate (CaCO3)	**10.7**	mg/L	5.0	5.0	1		02/27/26 18:46		
Alkalinity,Carbonate (CaCO3)	ND	mg/L	5.0	5.0	1		02/27/26 18:46		
Alkalinity, Total as CaCO3	**10.7**	mg/L	5.0	5.0	1		02/27/26 18:46		
2540C Total Dissolved Solids	Analytical Method: SM 2540C-2020 Pace Analytical Services - Asheville								
Total Dissolved Solids	**53.0**	mg/L	25.0	25.0	1		02/22/26 15:35		
300.0 IC Anions 28 Days	Analytical Method: EPA 300.0 Rev 2.1 1993 Pace Analytical Services - Asheville								
Chloride	**6.9**	mg/L	1.0	0.60	1		02/21/26 18:16	16887-00-6	
Fluoride	ND	mg/L	0.10	0.050	1		02/21/26 18:16	16984-48-8	
Sulfate	**0.74J**	mg/L	1.0	0.50	1		02/21/26 18:16	14808-79-8	
WC 6020B MET ICPMS	Analytical Method: EPA 6020B Preparation Method: EPA 3005A Pace Analytical Services - West Columbia								
Antimony	ND	mg/L	0.0020	0.00043	1	02/25/26 19:26	03/20/26 16:04	7440-36-0	
Arsenic	ND	mg/L	0.0020	0.00041	1	02/25/26 19:26	03/20/26 16:04	7440-38-2	
Barium	**0.012**	mg/L	0.0050	0.00056	1	02/25/26 19:26	03/20/26 16:04	7440-39-3	
Beryllium	ND	mg/L	0.00040	0.00015	1	02/25/26 19:26	03/20/26 16:04	7440-41-7	
Boron	ND	mg/L	0.040	0.0073	1	02/25/26 19:26	03/20/26 16:04	7440-42-8	
Cadmium	ND	mg/L	0.00050	0.00010	1	02/25/26 19:26	03/20/26 16:04	7440-43-9	
Calcium	**0.86**	mg/L	0.40	0.10	1	02/25/26 19:26	03/20/26 16:04	7440-70-2	
Chromium	**0.0012J**	mg/L	0.0050	0.00024	1	02/25/26 19:26	03/20/26 16:04	7440-47-3	
Cobalt	ND	mg/L	0.0050	0.00012	1	02/25/26 19:26	03/20/26 16:04	7440-48-4	
Lead	ND	mg/L	0.0010	0.00027	1	02/25/26 19:26	03/20/26 16:04	7439-92-1	
Magnesium	**0.84**	mg/L	0.050	0.024	1	02/25/26 19:26	03/20/26 16:04	7439-95-4	
Molybdenum	ND	mg/L	0.010	0.0020	1	02/25/26 19:26	03/20/26 16:04	7439-98-7	
Potassium	**0.54**	mg/L	0.40	0.13	1	02/25/26 19:26	03/20/26 16:04	7440-09-7	
Selenium	ND	mg/L	0.0050	0.00050	1	02/25/26 19:26	03/20/26 16:04	7782-49-2	
Sodium	**9.3**	mg/L	0.40	0.083	1	02/25/26 19:26	03/20/26 16:04	7440-23-5	
Thallium	ND	mg/L	0.00050	0.00017	1	02/25/26 19:26	03/20/26 16:04	7440-28-0	
WCOL 7470 Mercury	Analytical Method: EPA 7470A Preparation Method: EPA 7470A Pace Analytical Services - West Columbia								
Mercury	ND	mg/L	0.00020	0.000091	1	02/24/26 17:33	02/25/26 00:12	7439-97-6	

This report shall not be reproduced, except in full,
without the written consent of Pace Analytical Services, LLC.

Pace Analytical Services, LLC
9800 Kincey Ave. Suite 100
Huntersville, NC 28078
(704)875-9092

ANALYTICAL RESULTS

Project: YAT Pooled Upgradient
Pace Project No.: 92845115

Sample: YAT-YGWA-18I **Lab ID: 92845115003** Collected: 02/17/26 12:15 Received: 02/18/26 16:35 Matrix: Water

Parameters	Results	Units	Report Limit	MDL	DF	Prepared	Analyzed	CAS No.	Qual
Metals (ICPMS) 6020B	Analytical Method: EPA 6020B Preparation Method: 3015 Pace National - Mt. Juliet								
Lithium	**0.00378**	mg/L	0.00200	0.000600	1	02/24/26 16:31	02/24/26 19:57	7439-93-2	
2320B Alkalinity	Analytical Method: SM 2320B-2021 Pace Analytical Services - Asheville								
Alkalinity,Bicarbonate (CaCO3)	**34.9**	mg/L	5.0	5.0	1		03/03/26 11:33		
Alkalinity,Carbonate (CaCO3)	ND	mg/L	5.0	5.0	1		03/03/26 11:33		
Alkalinity, Total as CaCO3	**34.9**	mg/L	5.0	5.0	1		03/03/26 11:33		
2540C Total Dissolved Solids	Analytical Method: SM 2540C-2020 Pace Analytical Services - Asheville								
Total Dissolved Solids	**99.0**	mg/L	25.0	25.0	1		02/22/26 15:36		
300.0 IC Anions 28 Days	Analytical Method: EPA 300.0 Rev 2.1 1993 Pace Analytical Services - Asheville								
Chloride	**7.7**	mg/L	1.0	0.60	1		02/21/26 19:01	16887-00-6	
Fluoride	ND	mg/L	0.10	0.050	1		02/21/26 19:01	16984-48-8	
Sulfate	**0.55J**	mg/L	1.0	0.50	1		02/21/26 19:01	14808-79-8	
WC 6020B MET ICPMS	Analytical Method: EPA 6020B Preparation Method: EPA 3005A Pace Analytical Services - West Columbia								
Antimony	ND	mg/L	0.0020	0.00043	1	02/25/26 19:26	03/20/26 16:13	7440-36-0	
Arsenic	ND	mg/L	0.0020	0.00041	1	02/25/26 19:26	03/20/26 16:13	7440-38-2	
Barium	**0.023**	mg/L	0.0050	0.00056	1	02/25/26 19:26	03/20/26 16:13	7440-39-3	
Beryllium	ND	mg/L	0.00040	0.00015	1	02/25/26 19:26	03/20/26 16:13	7440-41-7	
Boron	ND	mg/L	0.040	0.0073	1	02/25/26 19:26	03/20/26 16:13	7440-42-8	
Cadmium	ND	mg/L	0.00050	0.00010	1	02/25/26 19:26	03/20/26 16:13	7440-43-9	
Calcium	**5.6**	mg/L	0.40	0.10	1	02/25/26 19:26	03/20/26 16:13	7440-70-2	
Chromium	**0.00090J**	mg/L	0.0050	0.00024	1	02/25/26 19:26	03/20/26 16:13	7440-47-3	
Cobalt	ND	mg/L	0.0050	0.00012	1	02/25/26 19:26	03/20/26 16:13	7440-48-4	
Lead	ND	mg/L	0.0010	0.00027	1	02/25/26 19:26	03/20/26 16:13	7439-92-1	
Magnesium	**3.1**	mg/L	0.050	0.024	1	02/25/26 19:26	03/20/26 16:13	7439-95-4	
Molybdenum	ND	mg/L	0.010	0.0020	1	02/25/26 19:26	03/20/26 16:13	7439-98-7	
Potassium	**1.0**	mg/L	0.40	0.13	1	02/25/26 19:26	03/20/26 16:13	7440-09-7	
Selenium	ND	mg/L	0.0050	0.00050	1	02/25/26 19:26	03/20/26 16:13	7782-49-2	
Sodium	**12.7**	mg/L	0.40	0.083	1	02/25/26 19:26	03/20/26 16:13	7440-23-5	
Thallium	ND	mg/L	0.00050	0.00017	1	02/25/26 19:26	03/20/26 16:13	7440-28-0	
WCOL 7470 Mercury	Analytical Method: EPA 7470A Preparation Method: EPA 7470A Pace Analytical Services - West Columbia								
Mercury	ND	mg/L	0.00020	0.000091	1	02/24/26 17:33	02/25/26 00:15	7439-97-6	

This report shall not be reproduced, except in full,
without the written consent of Pace Analytical Services, LLC.

Pace Analytical Services, LLC
9800 Kincey Ave. Suite 100
Huntersville, NC 28078
(704)875-9092

ANALYTICAL RESULTS

Project: YAT Pooled Upgradient
Pace Project No.: 92845115

Sample: YAT-YGWA-39 **Lab ID: 92845115004** Collected: 02/17/26 14:05 Received: 02/18/26 16:35 Matrix: Water

Parameters	Results	Units	Report Limit	MDL	DF	Prepared	Analyzed	CAS No.	Qual
Metals (ICPMS) 6020B	Analytical Method: EPA 6020B Preparation Method: 3015 Pace National - Mt. Juliet								
Lithium	**0.00703**	mg/L	0.00200	0.000600	1	02/24/26 16:31	02/24/26 20:00	7439-93-2	
2320B Alkalinity	Analytical Method: SM 2320B-2021 Pace Analytical Services - Asheville								
Alkalinity,Bicarbonate (CaCO3)	**187**	mg/L	5.0	5.0	1		03/03/26 11:48		
Alkalinity,Carbonate (CaCO3)	ND	mg/L	5.0	5.0	1		03/03/26 11:48		
Alkalinity, Total as CaCO3	**187**	mg/L	5.0	5.0	1		03/03/26 11:48		M1
2540C Total Dissolved Solids	Analytical Method: SM 2540C-2020 Pace Analytical Services - Asheville								
Total Dissolved Solids	**224**	mg/L	25.0	25.0	1		02/22/26 15:36		
300.0 IC Anions 28 Days	Analytical Method: EPA 300.0 Rev 2.1 1993 Pace Analytical Services - Asheville								
Chloride	**4.1**	mg/L	1.0	0.60	1		02/21/26 19:16	16887-00-6	
Fluoride	ND	mg/L	0.10	0.050	1		02/21/26 19:16	16984-48-8	
Sulfate	**8.4**	mg/L	1.0	0.50	1		02/21/26 19:16	14808-79-8	
WC 6020B MET ICPMS	Analytical Method: EPA 6020B Preparation Method: EPA 3005A Pace Analytical Services - West Columbia								
Antimony	ND	mg/L	0.0020	0.00043	1	02/25/26 19:26	03/20/26 16:21	7440-36-0	
Arsenic	ND	mg/L	0.0020	0.00041	1	02/25/26 19:26	03/20/26 16:21	7440-38-2	
Barium	**0.041**	mg/L	0.0050	0.00056	1	02/25/26 19:26	03/20/26 16:21	7440-39-3	
Beryllium	ND	mg/L	0.00040	0.00015	1	02/25/26 19:26	03/20/26 16:21	7440-41-7	
Boron	**0.10**	mg/L	0.040	0.0073	1	02/25/26 19:26	03/20/26 16:21	7440-42-8	
Cadmium	ND	mg/L	0.00050	0.00010	1	02/25/26 19:26	03/20/26 16:21	7440-43-9	
Calcium	**17.9**	mg/L	0.40	0.10	1	02/25/26 19:26	03/20/26 16:21	7440-70-2	
Chromium	ND	mg/L	0.0050	0.00024	1	02/25/26 19:26	03/20/26 16:21	7440-47-3	
Cobalt	**0.0013J**	mg/L	0.0050	0.00012	1	02/25/26 19:26	03/20/26 16:21	7440-48-4	
Lead	ND	mg/L	0.0010	0.00027	1	02/25/26 19:26	03/20/26 16:21	7439-92-1	
Magnesium	**21.4**	mg/L	0.050	0.024	1	02/25/26 19:26	03/20/26 16:21	7439-95-4	
Molybdenum	**0.0059J**	mg/L	0.010	0.0020	1	02/25/26 19:26	03/20/26 16:21	7439-98-7	
Potassium	**5.9**	mg/L	0.40	0.13	1	02/25/26 19:26	03/20/26 16:21	7440-09-7	
Selenium	ND	mg/L	0.0050	0.00050	1	02/25/26 19:26	03/20/26 16:21	7782-49-2	
Sodium	**26.9**	mg/L	0.40	0.083	1	02/25/26 19:26	03/20/26 16:21	7440-23-5	
Thallium	ND	mg/L	0.00050	0.00017	1	02/25/26 19:26	03/20/26 16:21	7440-28-0	
WCOL 7470 Mercury	Analytical Method: EPA 7470A Preparation Method: EPA 7470A Pace Analytical Services - West Columbia								
Mercury	ND	mg/L	0.00020	0.000091	1	02/24/26 17:33	02/25/26 00:17	7439-97-6	

This report shall not be reproduced, except in full,
without the written consent of Pace Analytical Services, LLC.

Pace Analytical Services, LLC
9800 Kincey Ave. Suite 100
Huntersville, NC 28078
(704)875-9092

ANALYTICAL RESULTS

Project: YAT Pooled Upgradient
Pace Project No.: 92845115

Sample: YAT-YGWA-40 **Lab ID: 92845115005** Collected: 02/17/26 15:15 Received: 02/18/26 16:35 Matrix: Water

Parameters	Results	Units	Report Limit	MDL	DF	Prepared	Analyzed	CAS No.	Qual
Metals (ICPMS) 6020B	Analytical Method: EPA 6020B Preparation Method: 3015 Pace National - Mt. Juliet								
Lithium	**0.000828J**	mg/L	0.00200	0.000600	1	02/24/26 16:31	02/24/26 20:15	7439-93-2	J
2320B Alkalinity	Analytical Method: SM 2320B-2021 Pace Analytical Services - Asheville								
Alkalinity,Bicarbonate (CaCO3)	**22.1**	mg/L	5.0	5.0	1		03/03/26 12:17		
Alkalinity,Carbonate (CaCO3)	ND	mg/L	5.0	5.0	1		03/03/26 12:17		
Alkalinity, Total as CaCO3	**22.1**	mg/L	5.0	5.0	1		03/03/26 12:17		
2540C Total Dissolved Solids	Analytical Method: SM 2540C-2020 Pace Analytical Services - Asheville								
Total Dissolved Solids	**85.0**	mg/L	25.0	25.0	1		02/22/26 15:36		
300.0 IC Anions 28 Days	Analytical Method: EPA 300.0 Rev 2.1 1993 Pace Analytical Services - Asheville								
Chloride	**5.0**	mg/L	1.0	0.60	1		02/21/26 19:31	16887-00-6	
Fluoride	ND	mg/L	0.10	0.050	1		02/21/26 19:31	16984-48-8	
Sulfate	**20.5**	mg/L	1.0	0.50	1		02/21/26 19:31	14808-79-8	
WC 6020B MET ICPMS	Analytical Method: EPA 6020B Preparation Method: EPA 3005A Pace Analytical Services - West Columbia								
Antimony	ND	mg/L	0.0020	0.00043	1	02/25/26 19:26	03/12/26 13:51	7440-36-0	
Arsenic	ND	mg/L	0.0020	0.00041	1	02/25/26 19:26	03/12/26 13:51	7440-38-2	
Barium	**0.034**	mg/L	0.0050	0.00056	1	02/25/26 19:26	03/12/26 13:51	7440-39-3	
Beryllium	**0.00023J**	mg/L	0.00040	0.00015	1	02/25/26 19:26	03/20/26 17:04	7440-41-7	
Boron	**0.078**	mg/L	0.040	0.0073	1	02/25/26 19:26	03/20/26 17:04	7440-42-8	
Cadmium	ND	mg/L	0.00050	0.00010	1	02/25/26 19:26	03/12/26 13:51	7440-43-9	
Calcium	**5.3**	mg/L	0.40	0.10	1	02/25/26 19:26	03/12/26 13:51	7440-70-2	
Chromium	ND	mg/L	0.0050	0.00024	1	02/25/26 19:26	03/12/26 13:51	7440-47-3	
Cobalt	**0.00015J**	mg/L	0.0050	0.00012	1	02/25/26 19:26	03/12/26 13:51	7440-48-4	
Lead	ND	mg/L	0.0010	0.00027	1	02/25/26 19:26	03/12/26 13:51	7439-92-1	
Magnesium	**3.0**	mg/L	0.050	0.024	1	02/25/26 19:26	03/12/26 13:51	7439-95-4	
Molybdenum	ND	mg/L	0.010	0.0020	1	02/25/26 19:26	03/12/26 13:51	7439-98-7	
Potassium	**2.0**	mg/L	0.40	0.13	1	02/25/26 19:26	03/12/26 13:51	7440-09-7	
Selenium	**0.00074J**	mg/L	0.0050	0.00050	1	02/25/26 19:26	03/12/26 13:51	7782-49-2	
Sodium	**10.8**	mg/L	0.40	0.083	1	02/25/26 19:26	03/12/26 13:51	7440-23-5	
Thallium	ND	mg/L	0.00050	0.00017	1	02/25/26 19:26	03/12/26 13:51	7440-28-0	
WCOL 7470 Mercury	Analytical Method: EPA 7470A Preparation Method: EPA 7470A Pace Analytical Services - West Columbia								
Mercury	**0.00025**	mg/L	0.00020	0.000091	1	02/24/26 17:33	02/25/26 00:20	7439-97-6	

This report shall not be reproduced, except in full,
without the written consent of Pace Analytical Services, LLC.

Pace Analytical Services, LLC
9800 Kincey Ave. Suite 100
Huntersville, NC 28078
(704)875-9092

ANALYTICAL RESULTS

Project: YAT Pooled Upgradient
Pace Project No.: 92845115

Sample: YAT-YGWA-3D **Lab ID: 92845115006** Collected: 02/17/26 16:45 Received: 02/18/26 16:35 Matrix: Water

Parameters	Results	Units	Report Limit	MDL	DF	Prepared	Analyzed	CAS No.	Qual
Metals (ICPMS) 6020B	Analytical Method: EPA 6020B Preparation Method: 3015 Pace National - Mt. Juliet								
Lithium	**0.0284**	mg/L	0.00200	0.000600	1	02/24/26 16:31	02/24/26 19:37	7439-93-2	
2320B Alkalinity	Analytical Method: SM 2320B-2021 Pace Analytical Services - Asheville								
Alkalinity,Bicarbonate (CaCO3)	**109**	mg/L	5.0	5.0	1		03/03/26 12:31		
Alkalinity,Carbonate (CaCO3)	ND	mg/L	5.0	5.0	1		03/03/26 12:31		
Alkalinity, Total as CaCO3	**109**	mg/L	5.0	5.0	1		03/03/26 12:31		
2540C Total Dissolved Solids	Analytical Method: SM 2540C-2020 Pace Analytical Services - Asheville								
Total Dissolved Solids	**148**	mg/L	25.0	25.0	1		02/22/26 15:36		
300.0 IC Anions 28 Days	Analytical Method: EPA 300.0 Rev 2.1 1993 Pace Analytical Services - Asheville								
Chloride	**1.1**	mg/L	1.0	0.60	1		02/21/26 19:46	16887-00-6	
Fluoride	**0.43**	mg/L	0.10	0.050	1		02/21/26 19:46	16984-48-8	
Sulfate	**8.4**	mg/L	1.0	0.50	1		02/21/26 19:46	14808-79-8	
WC 6020B MET ICPMS	Analytical Method: EPA 6020B Preparation Method: EPA 3005A Pace Analytical Services - West Columbia								
Antimony	**0.00089J**	mg/L	0.0020	0.00043	1	02/25/26 19:26	03/12/26 14:07	7440-36-0	
Arsenic	ND	mg/L	0.0020	0.00041	1	02/25/26 19:26	03/12/26 14:07	7440-38-2	
Barium	**0.0048J**	mg/L	0.0050	0.00056	1	02/25/26 19:26	03/12/26 14:07	7440-39-3	
Beryllium	ND	mg/L	0.00040	0.00015	1	02/25/26 19:26	03/20/26 17:47	7440-41-7	
Boron	ND	mg/L	0.040	0.0073	1	02/25/26 19:26	03/20/26 17:47	7440-42-8	
Cadmium	ND	mg/L	0.00050	0.00010	1	02/25/26 19:26	03/12/26 14:07	7440-43-9	
Calcium	**30.7**	mg/L	0.40	0.10	1	02/25/26 19:26	03/12/26 14:07	7440-70-2	
Chromium	ND	mg/L	0.0050	0.00024	1	02/25/26 19:26	03/12/26 14:07	7440-47-3	
Cobalt	ND	mg/L	0.0050	0.00012	1	02/25/26 19:26	03/12/26 14:07	7440-48-4	
Lead	ND	mg/L	0.0010	0.00027	1	02/25/26 19:26	03/12/26 14:07	7439-92-1	
Magnesium	**3.8**	mg/L	0.050	0.024	1	02/25/26 19:26	03/12/26 14:07	7439-95-4	
Molybdenum	**0.010**	mg/L	0.010	0.0020	1	02/25/26 19:26	03/12/26 14:07	7439-98-7	
Potassium	**3.7**	mg/L	0.40	0.13	1	02/25/26 19:26	03/12/26 14:07	7440-09-7	
Selenium	ND	mg/L	0.0050	0.00050	1	02/25/26 19:26	03/12/26 14:07	7782-49-2	
Sodium	**10.4**	mg/L	0.40	0.083	1	02/25/26 19:26	03/12/26 14:07	7440-23-5	
Thallium	ND	mg/L	0.00050	0.00017	1	02/25/26 19:26	03/12/26 14:07	7440-28-0	
WCOL 7470 Mercury	Analytical Method: EPA 7470A Preparation Method: EPA 7470A Pace Analytical Services - West Columbia								
Mercury	ND	mg/L	0.00020	0.000091	1	02/24/26 17:33	02/25/26 00:22	7439-97-6	

This report shall not be reproduced, except in full,
without the written consent of Pace Analytical Services, LLC.

Pace Analytical Services, LLC
9800 Kincey Ave. Suite 100
Huntersville, NC 28078
(704)875-9092

ANALYTICAL RESULTS

Project: YAT Pooled Upgradient
Pace Project No.: 92845115

Sample: YAT-UGRD-FB-2 **Lab ID: 92845115007** Collected: 02/17/26 12:20 Received: 02/18/26 16:35 Matrix: Water

Parameters	Results	Units	Report Limit	MDL	DF	Prepared	Analyzed	CAS No.	Qual
Metals (ICPMS) 6020B	Analytical Method: EPA 6020B Preparation Method: 3015 Pace National - Mt. Juliet								
Lithium	ND	mg/L	0.00200	0.000600	1	02/24/26 16:31	02/24/26 20:18	7439-93-2	
2320B Alkalinity	Analytical Method: SM 2320B-2021 Pace Analytical Services - Asheville								
Alkalinity,Bicarbonate (CaCO3)	ND	mg/L	5.0	5.0	1		03/03/26 12:39		
Alkalinity,Carbonate (CaCO3)	ND	mg/L	5.0	5.0	1		03/03/26 12:39		
Alkalinity, Total as CaCO3	ND	mg/L	5.0	5.0	1		03/03/26 12:39		
2540C Total Dissolved Solids	Analytical Method: SM 2540C-2020 Pace Analytical Services - Asheville								
Total Dissolved Solids	ND	mg/L	25.0	25.0	1		02/22/26 15:36		
300.0 IC Anions 28 Days	Analytical Method: EPA 300.0 Rev 2.1 1993 Pace Analytical Services - Asheville								
Chloride	ND	mg/L	1.0	0.60	1		02/21/26 15:02	16887-00-6	
Fluoride	ND	mg/L	0.10	0.050	1		02/21/26 15:02	16984-48-8	
Sulfate	ND	mg/L	1.0	0.50	1		02/21/26 15:02	14808-79-8	
WC 6020B MET ICPMS	Analytical Method: EPA 6020B Preparation Method: EPA 3005A Pace Analytical Services - West Columbia								
Antimony	**0.00057J**	mg/L	0.0020	0.00043	1	02/25/26 19:26	03/12/26 14:10	7440-36-0	
Arsenic	ND	mg/L	0.0020	0.00041	1	02/25/26 19:26	03/12/26 14:10	7440-38-2	
Barium	ND	mg/L	0.0050	0.00056	1	02/25/26 19:26	03/12/26 14:10	7440-39-3	
Beryllium	ND	mg/L	0.00040	0.00015	1	02/25/26 19:26	03/20/26 17:56	7440-41-7	
Boron	ND	mg/L	0.040	0.0073	1	02/25/26 19:26	03/20/26 17:56	7440-42-8	
Cadmium	ND	mg/L	0.00050	0.00010	1	02/25/26 19:26	03/12/26 14:10	7440-43-9	
Calcium	ND	mg/L	0.40	0.10	1	02/25/26 19:26	03/12/26 14:10	7440-70-2	
Chromium	ND	mg/L	0.0050	0.00024	1	02/25/26 19:26	03/12/26 14:10	7440-47-3	
Cobalt	ND	mg/L	0.0050	0.00012	1	02/25/26 19:26	03/12/26 14:10	7440-48-4	
Lead	ND	mg/L	0.0010	0.00027	1	02/25/26 19:26	03/12/26 14:10	7439-92-1	
Magnesium	ND	mg/L	0.050	0.024	1	02/25/26 19:26	03/12/26 14:10	7439-95-4	
Molybdenum	ND	mg/L	0.010	0.0020	1	02/25/26 19:26	03/12/26 14:10	7439-98-7	
Potassium	ND	mg/L	0.40	0.13	1	02/25/26 19:26	03/12/26 14:10	7440-09-7	
Selenium	ND	mg/L	0.0050	0.00050	1	02/25/26 19:26	03/12/26 14:10	7782-49-2	
Sodium	ND	mg/L	0.40	0.083	1	02/25/26 19:26	03/12/26 14:10	7440-23-5	
Thallium	ND	mg/L	0.00050	0.00017	1	02/25/26 19:26	03/12/26 14:10	7440-28-0	
WCOL 7470 Mercury	Analytical Method: EPA 7470A Preparation Method: EPA 7470A Pace Analytical Services - West Columbia								
Mercury	ND	mg/L	0.00020	0.000091	1	02/24/26 17:33	02/25/26 00:25	7439-97-6	

This report shall not be reproduced, except in full,
without the written consent of Pace Analytical Services, LLC.

Pace Analytical Services, LLC
9800 Kincey Ave. Suite 100
Huntersville, NC 28078
(704)875-9092

ANALYTICAL RESULTS

Project: YAT Pooled Upgradient
Pace Project No.: 92845115

Sample: YAT-UGRD-FD-2 **Lab ID: 92845115008** Collected: 02/17/26 00:00 Received: 02/18/26 16:35 Matrix: Water

Parameters	Results	Units	Report Limit	MDL	DF	Prepared	Analyzed	CAS No.	Qual
Metals (ICPMS) 6020B	Analytical Method: EPA 6020B Preparation Method: 3015 Pace National - Mt. Juliet								
Lithium	**0.00198J**	mg/L	0.00200	0.000600	1	02/24/26 16:31	02/24/26 20:21	7439-93-2	J
2320B Alkalinity	Analytical Method: SM 2320B-2021 Pace Analytical Services - Asheville								
Alkalinity,Bicarbonate (CaCO3)	**10.6**	mg/L	5.0	5.0	1		03/03/26 12:42		
Alkalinity,Carbonate (CaCO3)	ND	mg/L	5.0	5.0	1		03/03/26 12:42		
Alkalinity, Total as CaCO3	**10.6**	mg/L	5.0	5.0	1		03/03/26 12:42		
2540C Total Dissolved Solids	Analytical Method: SM 2540C-2020 Pace Analytical Services - Asheville								
Total Dissolved Solids	**54.0**	mg/L	25.0	25.0	1		02/22/26 15:36		
300.0 IC Anions 28 Days	Analytical Method: EPA 300.0 Rev 2.1 1993 Pace Analytical Services - Asheville								
Chloride	**6.9**	mg/L	1.0	0.60	1		02/21/26 20:01	16887-00-6	
Fluoride	ND	mg/L	0.10	0.050	1		02/21/26 20:01	16984-48-8	
Sulfate	**0.72J**	mg/L	1.0	0.50	1		02/21/26 20:01	14808-79-8	
WC 6020B MET ICPMS	Analytical Method: EPA 6020B Preparation Method: EPA 3005A Pace Analytical Services - West Columbia								
Antimony	ND	mg/L	0.0020	0.00043	1	02/25/26 19:26	03/12/26 14:19	7440-36-0	
Arsenic	ND	mg/L	0.0020	0.00041	1	02/25/26 19:26	03/12/26 14:19	7440-38-2	
Barium	**0.012**	mg/L	0.0050	0.00056	1	02/25/26 19:26	03/12/26 14:19	7440-39-3	
Beryllium	ND	mg/L	0.00040	0.00015	1	02/25/26 19:26	03/20/26 18:05	7440-41-7	
Boron	ND	mg/L	0.040	0.0073	1	02/25/26 19:26	03/20/26 18:05	7440-42-8	
Cadmium	ND	mg/L	0.00050	0.00010	1	02/25/26 19:26	03/12/26 14:19	7440-43-9	
Calcium	**0.69**	mg/L	0.40	0.10	1	02/25/26 19:26	03/12/26 14:19	7440-70-2	
Chromium	**0.0011J**	mg/L	0.0050	0.00024	1	02/25/26 19:26	03/12/26 14:19	7440-47-3	
Cobalt	ND	mg/L	0.0050	0.00012	1	02/25/26 19:26	03/12/26 14:19	7440-48-4	
Lead	ND	mg/L	0.0010	0.00027	1	02/25/26 19:26	03/12/26 14:19	7439-92-1	
Magnesium	**0.82**	mg/L	0.050	0.024	1	02/25/26 19:26	03/12/26 14:19	7439-95-4	
Molybdenum	ND	mg/L	0.010	0.0020	1	02/25/26 19:26	03/12/26 14:19	7439-98-7	
Potassium	**0.48**	mg/L	0.40	0.13	1	02/25/26 19:26	03/12/26 14:19	7440-09-7	
Selenium	ND	mg/L	0.0050	0.00050	1	02/25/26 19:26	03/12/26 14:19	7782-49-2	
Sodium	**8.9**	mg/L	0.40	0.083	1	02/25/26 19:26	03/12/26 14:19	7440-23-5	
Thallium	ND	mg/L	0.00050	0.00017	1	02/25/26 19:26	03/12/26 14:19	7440-28-0	
WCOL 7470 Mercury	Analytical Method: EPA 7470A Preparation Method: EPA 7470A Pace Analytical Services - West Columbia								
Mercury	ND	mg/L	0.00020	0.000091	1	02/24/26 17:33	02/25/26 00:32	7439-97-6	

This report shall not be reproduced, except in full,
without the written consent of Pace Analytical Services, LLC.

Pace Analytical Services, LLC
9800 Kincey Ave. Suite 100
Huntersville, NC 28078
(704)875-9092

ANALYTICAL RESULTS

Project: YAT Pooled Upgradient
Pace Project No.: 92845115

Sample: YAT-YGWA-1I **Lab ID: 92845115009** Collected: 02/17/26 10:40 Received: 02/18/26 16:35 Matrix: Water

Parameters	Results	Units	Report Limit	MDL	DF	Prepared	Analyzed	CAS No.	Qual
Metals (ICPMS) 6020B	Analytical Method: EPA 6020B Preparation Method: 3015 Pace National - Mt. Juliet								
Lithium	**0.00348**	mg/L	0.00200	0.000600	1	02/24/26 16:31	02/24/26 20:25	7439-93-2	
2320B Alkalinity	Analytical Method: SM 2320B-2021 Pace Analytical Services - Asheville								
Alkalinity,Bicarbonate (CaCO3)	**15.9**	mg/L	5.0	5.0	1		03/03/26 12:47		
Alkalinity,Carbonate (CaCO3)	ND	mg/L	5.0	5.0	1		03/03/26 12:47		
Alkalinity, Total as CaCO3	**15.9**	mg/L	5.0	5.0	1		03/03/26 12:47		
2540C Total Dissolved Solids	Analytical Method: SM 2540C-2020 Pace Analytical Services - Asheville								
Total Dissolved Solids	**51.0**	mg/L	25.0	25.0	1		02/22/26 15:37		
300.0 IC Anions 28 Days	Analytical Method: EPA 300.0 Rev 2.1 1993 Pace Analytical Services - Asheville								
Chloride	**1.3**	mg/L	1.0	0.60	1		02/21/26 20:46	16887-00-6	
Fluoride	ND	mg/L	0.10	0.050	1		02/21/26 20:46	16984-48-8	
Sulfate	**4.4**	mg/L	1.0	0.50	1		02/21/26 20:46	14808-79-8	
WC 6020B MET ICPMS	Analytical Method: EPA 6020B Preparation Method: EPA 3005A Pace Analytical Services - West Columbia								
Antimony	ND	mg/L	0.0020	0.00043	1	02/25/26 19:26	03/12/26 14:22	7440-36-0	
Arsenic	ND	mg/L	0.0020	0.00041	1	02/25/26 19:26	03/12/26 14:22	7440-38-2	
Barium	**0.0084**	mg/L	0.0050	0.00056	1	02/25/26 19:26	03/12/26 14:22	7440-39-3	
Beryllium	ND	mg/L	0.00040	0.00015	1	02/25/26 19:26	03/20/26 18:31	7440-41-7	
Boron	ND	mg/L	0.040	0.0073	1	02/25/26 19:26	03/20/26 18:31	7440-42-8	
Cadmium	ND	mg/L	0.00050	0.00010	1	02/25/26 19:26	03/12/26 14:22	7440-43-9	
Calcium	**1.7**	mg/L	0.40	0.10	1	02/25/26 19:26	03/12/26 14:22	7440-70-2	
Chromium	**0.00046J**	mg/L	0.0050	0.00024	1	02/25/26 19:26	03/12/26 14:22	7440-47-3	
Cobalt	**0.0020J**	mg/L	0.0050	0.00012	1	02/25/26 19:26	03/12/26 14:22	7440-48-4	
Lead	ND	mg/L	0.0010	0.00027	1	02/25/26 19:26	03/12/26 14:22	7439-92-1	
Magnesium	**1.5**	mg/L	0.050	0.024	1	02/25/26 19:26	03/12/26 14:22	7439-95-4	
Molybdenum	**0.0033J**	mg/L	0.010	0.0020	1	02/25/26 19:26	03/12/26 14:22	7439-98-7	
Potassium	**2.1**	mg/L	0.40	0.13	1	02/25/26 19:26	03/12/26 14:22	7440-09-7	
Selenium	ND	mg/L	0.0050	0.00050	1	02/25/26 19:26	03/12/26 14:22	7782-49-2	
Sodium	**5.0**	mg/L	0.40	0.083	1	02/25/26 19:26	03/12/26 14:22	7440-23-5	
Thallium	ND	mg/L	0.00050	0.00017	1	02/25/26 19:26	03/12/26 14:22	7440-28-0	
WCOL 7470 Mercury	Analytical Method: EPA 7470A Preparation Method: EPA 7470A Pace Analytical Services - West Columbia								
Mercury	ND	mg/L	0.00020	0.000091	1	02/24/26 17:33	02/25/26 00:35	7439-97-6	

This report shall not be reproduced, except in full,
without the written consent of Pace Analytical Services, LLC.

Pace Analytical Services, LLC
9800 Kincey Ave. Suite 100
Huntersville, NC 28078
(704)875-9092

ANALYTICAL RESULTS

Project: YAT Pooled Upgradient
Pace Project No.: 92845115

Sample: YAT-YGWA-1D **Lab ID: 92845115010** Collected: 02/17/26 12:20 Received: 02/18/26 16:35 Matrix: Water

Parameters	Results	Units	Report Limit	MDL	DF	Prepared	Analyzed	CAS No.	Qual
Metals (ICPMS) 6020B	Analytical Method: EPA 6020B Preparation Method: 3015 Pace National - Mt. Juliet								
Lithium	**0.00818**	mg/L	0.00200	0.000600	1	02/24/26 16:31	02/24/26 20:28	7439-93-2	
2320B Alkalinity	Analytical Method: SM 2320B-2021 Pace Analytical Services - Asheville								
Alkalinity,Bicarbonate (CaCO3)	**59.8**	mg/L	5.0	5.0	1		03/03/26 12:52		
Alkalinity,Carbonate (CaCO3)	ND	mg/L	5.0	5.0	1		03/03/26 12:52		
Alkalinity, Total as CaCO3	**59.8**	mg/L	5.0	5.0	1		03/03/26 12:52		
2540C Total Dissolved Solids	Analytical Method: SM 2540C-2020 Pace Analytical Services - Asheville								
Total Dissolved Solids	**113**	mg/L	25.0	25.0	1		02/22/26 15:37		
300.0 IC Anions 28 Days	Analytical Method: EPA 300.0 Rev 2.1 1993 Pace Analytical Services - Asheville								
Chloride	**1.1**	mg/L	1.0	0.60	1		02/21/26 21:01	16887-00-6	
Fluoride	**0.061J**	mg/L	0.10	0.050	1		02/21/26 21:01	16984-48-8	
Sulfate	**11.5**	mg/L	1.0	0.50	1		02/21/26 21:01	14808-79-8	
WC 6020B MET ICPMS	Analytical Method: EPA 6020B Preparation Method: EPA 3005A Pace Analytical Services - West Columbia								
Antimony	ND	mg/L	0.0020	0.00043	1	02/25/26 19:26	03/12/26 14:26	7440-36-0	
Arsenic	**0.00063J**	mg/L	0.0020	0.00041	1	02/25/26 19:26	03/12/26 14:26	7440-38-2	
Barium	**0.0064**	mg/L	0.0050	0.00056	1	02/25/26 19:26	03/12/26 14:26	7440-39-3	
Beryllium	ND	mg/L	0.00040	0.00015	1	02/25/26 19:26	03/20/26 18:39	7440-41-7	
Boron	ND	mg/L	0.040	0.0073	1	02/25/26 19:26	03/20/26 18:39	7440-42-8	
Cadmium	ND	mg/L	0.00050	0.00010	1	02/25/26 19:26	03/12/26 14:26	7440-43-9	
Calcium	**15.5**	mg/L	0.40	0.10	1	02/25/26 19:26	03/12/26 14:26	7440-70-2	
Chromium	**0.00025J**	mg/L	0.0050	0.00024	1	02/25/26 19:26	03/12/26 14:26	7440-47-3	
Cobalt	**0.00040J**	mg/L	0.0050	0.00012	1	02/25/26 19:26	03/12/26 14:26	7440-48-4	
Lead	ND	mg/L	0.0010	0.00027	1	02/25/26 19:26	03/12/26 14:26	7439-92-1	
Magnesium	**2.0**	mg/L	0.050	0.024	1	02/25/26 19:26	03/12/26 14:26	7439-95-4	
Molybdenum	**0.0091J**	mg/L	0.010	0.0020	1	02/25/26 19:26	03/12/26 14:26	7439-98-7	
Potassium	**3.9**	mg/L	0.40	0.13	1	02/25/26 19:26	03/12/26 14:26	7440-09-7	
Selenium	ND	mg/L	0.0050	0.00050	1	02/25/26 19:26	03/12/26 14:26	7782-49-2	
Sodium	**11.0**	mg/L	0.40	0.083	1	02/25/26 19:26	03/12/26 14:26	7440-23-5	
Thallium	ND	mg/L	0.00050	0.00017	1	02/25/26 19:26	03/12/26 14:26	7440-28-0	
WCOL 7470 Mercury	Analytical Method: EPA 7470A Preparation Method: EPA 7470A Pace Analytical Services - West Columbia								
Mercury	**0.00011J**	mg/L	0.00020	0.000091	1	02/24/26 17:33	02/25/26 00:38	7439-97-6	

This report shall not be reproduced, except in full,
without the written consent of Pace Analytical Services, LLC.

Pace Analytical Services, LLC
9800 Kincey Ave. Suite 100
Huntersville, NC 28078
(704)875-9092

ANALYTICAL RESULTS

Project: YAT Pooled Upgradient
Pace Project No.: 92845115

Sample: YAT-YGWA-2I **Lab ID: 92845115011** Collected: 02/17/26 15:00 Received: 02/18/26 16:35 Matrix: Water

Parameters	Results	Units	Report Limit	MDL	DF	Prepared	Analyzed	CAS No.	Qual
Metals (ICPMS) 6020B	Analytical Method: EPA 6020B Preparation Method: 3015 Pace National - Mt. Juliet								
Lithium	**0.00349**	mg/L	0.00200	0.000600	1	02/24/26 16:31	02/24/26 20:31	7439-93-2	
2320B Alkalinity	Analytical Method: SM 2320B-2021 Pace Analytical Services - Asheville								
Alkalinity,Bicarbonate (CaCO3)	**78.7**	mg/L	5.0	5.0	1		03/03/26 12:58		
Alkalinity,Carbonate (CaCO3)	ND	mg/L	5.0	5.0	1		03/03/26 12:58		
Alkalinity, Total as CaCO3	**78.7**	mg/L	5.0	5.0	1		03/03/26 12:58		
2540C Total Dissolved Solids	Analytical Method: SM 2540C-2020 Pace Analytical Services - Asheville								
Total Dissolved Solids	**167**	mg/L	25.0	25.0	1		02/22/26 15:37		
300.0 IC Anions 28 Days	Analytical Method: EPA 300.0 Rev 2.1 1993 Pace Analytical Services - Asheville								
Chloride	**1.1**	mg/L	1.0	0.60	1		02/21/26 21:16	16887-00-6	
Fluoride	**0.084J**	mg/L	0.10	0.050	1		02/21/26 21:16	16984-48-8	
Sulfate	**21.8**	mg/L	1.0	0.50	1		02/21/26 21:16	14808-79-8	
WC 6020B MET ICPMS	Analytical Method: EPA 6020B Preparation Method: EPA 3005A Pace Analytical Services - West Columbia								
Antimony	**0.00063J**	mg/L	0.0020	0.00043	1	02/25/26 19:26	03/12/26 14:29	7440-36-0	
Arsenic	ND	mg/L	0.0020	0.00041	1	02/25/26 19:26	03/12/26 14:29	7440-38-2	
Barium	**0.0048J**	mg/L	0.0050	0.00056	1	02/25/26 19:26	03/12/26 14:29	7440-39-3	
Beryllium	ND	mg/L	0.00040	0.00015	1	02/25/26 19:26	03/20/26 18:48	7440-41-7	
Boron	ND	mg/L	0.040	0.0073	1	02/25/26 19:26	03/20/26 18:48	7440-42-8	
Cadmium	ND	mg/L	0.00050	0.00010	1	02/25/26 19:26	03/12/26 14:29	7440-43-9	
Calcium	**27.5**	mg/L	0.40	0.10	1	02/25/26 19:26	03/12/26 14:29	7440-70-2	
Chromium	**0.00029J**	mg/L	0.0050	0.00024	1	02/25/26 19:26	03/12/26 14:29	7440-47-3	
Cobalt	ND	mg/L	0.0050	0.00012	1	02/25/26 19:26	03/12/26 14:29	7440-48-4	
Lead	ND	mg/L	0.0010	0.00027	1	02/25/26 19:26	03/12/26 14:29	7439-92-1	
Magnesium	**4.5**	mg/L	0.050	0.024	1	02/25/26 19:26	03/12/26 14:29	7439-95-4	
Molybdenum	**0.0075J**	mg/L	0.010	0.0020	1	02/25/26 19:26	03/12/26 14:29	7439-98-7	
Potassium	**5.4**	mg/L	0.40	0.13	1	02/25/26 19:26	03/12/26 14:29	7440-09-7	
Selenium	ND	mg/L	0.0050	0.00050	1	02/25/26 19:26	03/12/26 14:29	7782-49-2	
Sodium	**9.7**	mg/L	0.40	0.083	1	02/25/26 19:26	03/12/26 14:29	7440-23-5	
Thallium	ND	mg/L	0.00050	0.00017	1	02/25/26 19:26	03/12/26 14:29	7440-28-0	
WCOL 7470 Mercury	Analytical Method: EPA 7470A Preparation Method: EPA 7470A Pace Analytical Services - West Columbia								
Mercury	ND	mg/L	0.00020	0.000091	1	02/24/26 17:33	02/25/26 00:45	7439-97-6	

This report shall not be reproduced, except in full,
without the written consent of Pace Analytical Services, LLC.

Pace Analytical Services, LLC
9800 Kincey Ave. Suite 100
Huntersville, NC 28078
(704)875-9092

ANALYTICAL RESULTS

Project: YAT Pooled Upgradient
Pace Project No.: 92845115

Sample: YAT-YGWA-3I **Lab ID: 92845115012** Collected: 02/17/26 16:55 Received: 02/18/26 16:35 Matrix: Water

Parameters	Results	Units	Report Limit	MDL	DF	Prepared	Analyzed	CAS No.	Qual
Metals (ICPMS) 6020B	Analytical Method: EPA 6020B Preparation Method: 3015								
	Pace National - Mt. Juliet								
Lithium	**0.0246**	mg/L	0.00200	0.000600	1	02/24/26 16:31	02/24/26 20:34	7439-93-2	
2320B Alkalinity	Analytical Method: SM 2320B-2021								
	Pace Analytical Services - Asheville								
Alkalinity,Bicarbonate (CaCO3)	**86.7**	mg/L	5.0	5.0	1		03/03/26 13:05		
Alkalinity,Carbonate (CaCO3)	ND	mg/L	5.0	5.0	1		03/03/26 13:05		
Alkalinity, Total as CaCO3	**86.7**	mg/L	5.0	5.0	1		03/03/26 13:05		
2540C Total Dissolved Solids	Analytical Method: SM 2540C-2020								
	Pace Analytical Services - Asheville								
Total Dissolved Solids	**139**	mg/L	25.0	25.0	1		02/22/26 15:37		
300.0 IC Anions 28 Days	Analytical Method: EPA 300.0 Rev 2.1 1993								
	Pace Analytical Services - Asheville								
Chloride	**1.1**	mg/L	1.0	0.60	1		02/21/26 21:30	16887-00-6	
Fluoride	**0.092J**	mg/L	0.10	0.050	1		02/21/26 21:30	16984-48-8	
Sulfate	**13.8**	mg/L	1.0	0.50	1		02/21/26 21:30	14808-79-8	
WC 6020B MET ICPMS	Analytical Method: EPA 6020B Preparation Method: EPA 3005A								
	Pace Analytical Services - West Columbia								
Antimony	ND	mg/L	0.0020	0.00043	1	02/25/26 19:26	03/12/26 14:32	7440-36-0	
Arsenic	ND	mg/L	0.0020	0.00041	1	02/25/26 19:26	03/12/26 14:32	7440-38-2	
Barium	**0.0031J**	mg/L	0.0050	0.00056	1	02/25/26 19:26	03/12/26 14:32	7440-39-3	
Beryllium	ND	mg/L	0.00040	0.00015	1	02/25/26 19:26	03/20/26 18:56	7440-41-7	
Boron	ND	mg/L	0.040	0.0073	1	02/25/26 19:26	03/20/26 18:56	7440-42-8	
Cadmium	ND	mg/L	0.00050	0.00010	1	02/25/26 19:26	03/12/26 14:32	7440-43-9	
Calcium	**23.1**	mg/L	0.40	0.10	1	02/25/26 19:26	03/12/26 14:32	7440-70-2	
Chromium	**0.00028J**	mg/L	0.0050	0.00024	1	02/25/26 19:26	03/12/26 14:32	7440-47-3	
Cobalt	ND	mg/L	0.0050	0.00012	1	02/25/26 19:26	03/12/26 14:32	7440-48-4	
Lead	ND	mg/L	0.0010	0.00027	1	02/25/26 19:26	03/12/26 14:32	7439-92-1	
Magnesium	**5.5**	mg/L	0.050	0.024	1	02/25/26 19:26	03/12/26 14:32	7439-95-4	
Molybdenum	**0.0060J**	mg/L	0.010	0.0020	1	02/25/26 19:26	03/12/26 14:32	7439-98-7	
Potassium	**5.0**	mg/L	0.40	0.13	1	02/25/26 19:26	03/12/26 14:32	7440-09-7	
Selenium	ND	mg/L	0.0050	0.00050	1	02/25/26 19:26	03/12/26 14:32	7782-49-2	
Sodium	**9.8**	mg/L	0.40	0.083	1	02/25/26 19:26	03/12/26 14:32	7440-23-5	
Thallium	ND	mg/L	0.00050	0.00017	1	02/25/26 19:26	03/12/26 14:32	7440-28-0	
WCOL 7470 Mercury	Analytical Method: EPA 7470A Preparation Method: EPA 7470A								
	Pace Analytical Services - West Columbia								
Mercury	ND	mg/L	0.00020	0.000091	1	02/24/26 17:33	02/25/26 00:48	7439-97-6	

This report shall not be reproduced, except in full,
without the written consent of Pace Analytical Services, LLC.

Pace Analytical Services, LLC
9800 Kincey Ave. Suite 100
Huntersville, NC 28078
(704)875-9092

ANALYTICAL RESULTS

Project: YAT Pooled Upgradient
Pace Project No.: 92845115

Sample: YAT-UGRD-EB-1 **Lab ID: 92845115013** Collected: 02/17/26 15:30 Received: 02/18/26 16:35 Matrix: Water

Parameters	Results	Units	Report Limit	MDL	DF	Prepared	Analyzed	CAS No.	Qual
Metals (ICPMS) 6020B	Analytical Method: EPA 6020B Preparation Method: 3015 Pace National - Mt. Juliet								
Lithium	ND	mg/L	0.00200	0.000600	1	02/24/26 16:31	02/24/26 20:38	7439-93-2	
2320B Alkalinity	Analytical Method: SM 2320B-2021 Pace Analytical Services - Asheville								
Alkalinity,Bicarbonate (CaCO3)	ND	mg/L	5.0	5.0	1		03/03/26 13:12		
Alkalinity,Carbonate (CaCO3)	ND	mg/L	5.0	5.0	1		03/03/26 13:12		
Alkalinity, Total as CaCO3	ND	mg/L	5.0	5.0	1		03/03/26 13:12		
2540C Total Dissolved Solids	Analytical Method: SM 2540C-2020 Pace Analytical Services - Asheville								
Total Dissolved Solids	ND	mg/L	25.0	25.0	1		02/22/26 15:37		
300.0 IC Anions 28 Days	Analytical Method: EPA 300.0 Rev 2.1 1993 Pace Analytical Services - Asheville								
Chloride	ND	mg/L	1.0	0.60	1		02/21/26 14:20	16887-00-6	
Fluoride	ND	mg/L	0.10	0.050	1		02/21/26 14:20	16984-48-8	
Sulfate	ND	mg/L	1.0	0.50	1		02/21/26 14:20	14808-79-8	
WC 6020B MET ICPMS	Analytical Method: EPA 6020B Preparation Method: EPA 3005A Pace Analytical Services - West Columbia								
Antimony	**0.00054J**	mg/L	0.0020	0.00043	1	02/25/26 19:26	03/12/26 14:35	7440-36-0	
Arsenic	ND	mg/L	0.0020	0.00041	1	02/25/26 19:26	03/12/26 14:35	7440-38-2	
Barium	ND	mg/L	0.0050	0.00056	1	02/25/26 19:26	03/12/26 14:35	7440-39-3	
Beryllium	ND	mg/L	0.00040	0.00015	1	02/25/26 19:26	03/20/26 19:05	7440-41-7	
Boron	ND	mg/L	0.040	0.0073	1	02/25/26 19:26	03/20/26 19:05	7440-42-8	
Cadmium	ND	mg/L	0.00050	0.00010	1	02/25/26 19:26	03/12/26 14:35	7440-43-9	
Calcium	ND	mg/L	0.40	0.10	1	02/25/26 19:26	03/12/26 14:35	7440-70-2	
Chromium	**0.00030J**	mg/L	0.0050	0.00024	1	02/25/26 19:26	03/12/26 14:35	7440-47-3	
Cobalt	ND	mg/L	0.0050	0.00012	1	02/25/26 19:26	03/12/26 14:35	7440-48-4	
Lead	ND	mg/L	0.0010	0.00027	1	02/25/26 19:26	03/12/26 14:35	7439-92-1	
Magnesium	ND	mg/L	0.050	0.024	1	02/25/26 19:26	03/12/26 14:35	7439-95-4	
Molybdenum	ND	mg/L	0.010	0.0020	1	02/25/26 19:26	03/12/26 14:35	7439-98-7	
Potassium	ND	mg/L	0.40	0.13	1	02/25/26 19:26	03/12/26 14:35	7440-09-7	
Selenium	ND	mg/L	0.0050	0.00050	1	02/25/26 19:26	03/12/26 14:35	7782-49-2	
Sodium	ND	mg/L	0.40	0.083	1	02/25/26 19:26	03/12/26 14:35	7440-23-5	
Thallium	ND	mg/L	0.00050	0.00017	1	02/25/26 19:26	03/12/26 14:35	7440-28-0	
WCOL 7470 Mercury	Analytical Method: EPA 7470A Preparation Method: EPA 7470A Pace Analytical Services - West Columbia								
Mercury	ND	mg/L	0.00020	0.000091	1	02/24/26 17:33	02/25/26 00:50	7439-97-6	

This report shall not be reproduced, except in full,
without the written consent of Pace Analytical Services, LLC.

Pace Analytical Services, LLC
9800 Kincey Ave. Suite 100
Huntersville, NC 28078
(704)875-9092

ANALYTICAL RESULTS

Project: YAT Pooled Upgradient
Pace Project No.: 92845115

Sample: YAT-UGRD-FD-1 **Lab ID: 92845115014** Collected: 02/17/26 00:00 Received: 02/18/26 16:35 Matrix: Water

Parameters	Results	Units	Report Limit	MDL	DF	Prepared	Analyzed	CAS No.	Qual
Metals (ICPMS) 6020B	Analytical Method: EPA 6020B Preparation Method: 3015 Pace National - Mt. Juliet								
Lithium	**0.00355**	mg/L	0.00200	0.000600	1	02/24/26 16:31	02/24/26 20:41	7439-93-2	
2320B Alkalinity	Analytical Method: SM 2320B-2021 Pace Analytical Services - Asheville								
Alkalinity,Bicarbonate (CaCO3)	**15.8**	mg/L	5.0	5.0	1		03/03/26 13:16		
Alkalinity,Carbonate (CaCO3)	ND	mg/L	5.0	5.0	1		03/03/26 13:16		
Alkalinity, Total as CaCO3	**15.8**	mg/L	5.0	5.0	1		03/03/26 13:16		
2540C Total Dissolved Solids	Analytical Method: SM 2540C-2020 Pace Analytical Services - Asheville								
Total Dissolved Solids	**55.0**	mg/L	25.0	25.0	1		02/22/26 15:38		
300.0 IC Anions 28 Days	Analytical Method: EPA 300.0 Rev 2.1 1993 Pace Analytical Services - Asheville								
Chloride	**1.5**	mg/L	1.0	0.60	1		02/21/26 15:47	16887-00-6	
Fluoride	**0.058J**	mg/L	0.10	0.050	1		02/21/26 15:47	16984-48-8	
Sulfate	**4.5**	mg/L	1.0	0.50	1		02/21/26 15:47	14808-79-8	
WC 6020B MET ICPMS	Analytical Method: EPA 6020B Preparation Method: EPA 3005A Pace Analytical Services - West Columbia								
Antimony	**0.00051J**	mg/L	0.0020	0.00043	1	02/25/26 19:26	03/12/26 14:38	7440-36-0	
Arsenic	ND	mg/L	0.0020	0.00041	1	02/25/26 19:26	03/12/26 14:38	7440-38-2	
Barium	**0.0083**	mg/L	0.0050	0.00056	1	02/25/26 19:26	03/12/26 14:38	7440-39-3	
Beryllium	ND	mg/L	0.00040	0.00015	1	02/25/26 19:26	03/20/26 19:14	7440-41-7	
Boron	ND	mg/L	0.040	0.0073	1	02/25/26 19:26	03/20/26 19:14	7440-42-8	
Cadmium	ND	mg/L	0.00050	0.00010	1	02/25/26 19:26	03/12/26 14:38	7440-43-9	
Calcium	**1.9**	mg/L	0.40	0.10	1	02/25/26 19:26	03/12/26 14:38	7440-70-2	
Chromium	**0.00048J**	mg/L	0.0050	0.00024	1	02/25/26 19:26	03/12/26 14:38	7440-47-3	
Cobalt	**0.0020J**	mg/L	0.0050	0.00012	1	02/25/26 19:26	03/12/26 14:38	7440-48-4	
Lead	ND	mg/L	0.0010	0.00027	1	02/25/26 19:26	03/12/26 14:38	7439-92-1	
Magnesium	**1.5**	mg/L	0.050	0.024	1	02/25/26 19:26	03/12/26 14:38	7439-95-4	
Molybdenum	**0.0032J**	mg/L	0.010	0.0020	1	02/25/26 19:26	03/12/26 14:38	7439-98-7	
Potassium	**2.1**	mg/L	0.40	0.13	1	02/25/26 19:26	03/12/26 14:38	7440-09-7	
Selenium	ND	mg/L	0.0050	0.00050	1	02/25/26 19:26	03/12/26 14:38	7782-49-2	
Sodium	**5.0**	mg/L	0.40	0.083	1	02/25/26 19:26	03/12/26 14:38	7440-23-5	
Thallium	ND	mg/L	0.00050	0.00017	1	02/25/26 19:26	03/12/26 14:38	7440-28-0	
WCOL 7470 Mercury	Analytical Method: EPA 7470A Preparation Method: EPA 7470A Pace Analytical Services - West Columbia								
Mercury	ND	mg/L	0.00020	0.000091	1	02/24/26 17:33	02/25/26 00:53	7439-97-6	

This report shall not be reproduced, except in full,
without the written consent of Pace Analytical Services, LLC.

Pace Analytical Services, LLC
9800 Kincey Ave. Suite 100
Huntersville, NC 28078
(704)875-9092

ANALYTICAL RESULTS

Project: YAT Pooled Upgradient
Pace Project No.: 92845115

Sample: YAT-YGWA-21I **Lab ID: 92845115015** Collected: 02/17/26 16:04 Received: 02/18/26 16:35 Matrix: Water

Parameters	Results	Units	Report Limit	MDL	DF	Prepared	Analyzed	CAS No.	Qual
Metals (ICPMS) 6020B	Analytical Method: EPA 6020B Preparation Method: 3015 Pace National - Mt. Juliet								
Lithium	**0.00743**	mg/L	0.00200	0.000600	1	02/24/26 16:31	02/24/26 20:44	7439-93-2	
2320B Alkalinity	Analytical Method: SM 2320B-2021 Pace Analytical Services - Asheville								
Alkalinity,Bicarbonate (CaCO3)	**73.4**	mg/L	5.0	5.0	1		03/03/26 13:21		
Alkalinity,Carbonate (CaCO3)	ND	mg/L	5.0	5.0	1		03/03/26 13:21		
Alkalinity, Total as CaCO3	**73.4**	mg/L	5.0	5.0	1		03/03/26 13:21		
2540C Total Dissolved Solids	Analytical Method: SM 2540C-2020 Pace Analytical Services - Asheville								
Total Dissolved Solids	**133**	mg/L	25.0	25.0	1		02/22/26 15:38		
300.0 IC Anions 28 Days	Analytical Method: EPA 300.0 Rev 2.1 1993 Pace Analytical Services - Asheville								
Chloride	**2.1**	mg/L	1.0	0.60	1		02/21/26 16:01	16887-00-6	
Fluoride	**0.096J**	mg/L	0.10	0.050	1		02/21/26 16:01	16984-48-8	
Sulfate	**4.1**	mg/L	1.0	0.50	1		02/21/26 16:01	14808-79-8	
WC 6020B MET ICPMS	Analytical Method: EPA 6020B Preparation Method: EPA 3005A Pace Analytical Services - West Columbia								
Antimony	**0.00089J**	mg/L	0.0020	0.00043	1	02/25/26 19:26	03/12/26 14:41	7440-36-0	
Arsenic	**0.0011J**	mg/L	0.0020	0.00041	1	02/25/26 19:26	03/12/26 14:41	7440-38-2	
Barium	**0.0083**	mg/L	0.0050	0.00056	1	02/25/26 19:26	03/12/26 14:41	7440-39-3	
Beryllium	ND	mg/L	0.00040	0.00015	1	02/25/26 19:26	03/20/26 19:22	7440-41-7	
Boron	**0.0079J**	mg/L	0.040	0.0073	1	02/25/26 19:26	03/20/26 19:22	7440-42-8	
Cadmium	ND	mg/L	0.00050	0.00010	1	02/25/26 19:26	03/12/26 14:41	7440-43-9	
Calcium	**8.9**	mg/L	0.40	0.10	1	02/25/26 19:26	03/12/26 14:41	7440-70-2	
Chromium	ND	mg/L	0.0050	0.00024	1	02/25/26 19:26	03/12/26 14:41	7440-47-3	
Cobalt	**0.041**	mg/L	0.0050	0.00012	1	02/25/26 19:26	03/12/26 14:41	7440-48-4	
Lead	ND	mg/L	0.0010	0.00027	1	02/25/26 19:26	03/12/26 14:41	7439-92-1	
Magnesium	**4.6**	mg/L	0.050	0.024	1	02/25/26 19:26	03/12/26 14:41	7439-95-4	
Molybdenum	ND	mg/L	0.010	0.0020	1	02/25/26 19:26	03/12/26 14:41	7439-98-7	
Potassium	**3.6**	mg/L	0.40	0.13	1	02/25/26 19:26	03/12/26 14:41	7440-09-7	
Selenium	ND	mg/L	0.0050	0.00050	1	02/25/26 19:26	03/12/26 14:41	7782-49-2	
Sodium	**18.7**	mg/L	0.40	0.083	1	02/25/26 19:26	03/12/26 14:41	7440-23-5	
Thallium	ND	mg/L	0.00050	0.00017	1	02/25/26 19:26	03/12/26 14:41	7440-28-0	
WCOL 7470 Mercury	Analytical Method: EPA 7470A Preparation Method: EPA 7470A Pace Analytical Services - West Columbia								
Mercury	ND	mg/L	0.00020	0.000091	1	02/24/26 17:33	02/25/26 00:55	7439-97-6	

This report shall not be reproduced, except in full,
without the written consent of Pace Analytical Services, LLC.

Pace Analytical Services, LLC
9800 Kincey Ave. Suite 100
Huntersville, NC 28078
(704)875-9092

ANALYTICAL RESULTS

Project: YAT Pooled Upgradient
Pace Project No.: 92845115

Sample: YAT-YGWA-4I **Lab ID: 92845115016** Collected: 02/17/26 09:55 Received: 02/18/26 16:35 Matrix: Water

Parameters	Results	Units	Report Limit	MDL	DF	Prepared	Analyzed	CAS No.	Qual
Metals (ICPMS) 6020B	Analytical Method: EPA 6020B Preparation Method: 3015								
	Pace National - Mt. Juliet								
Lithium	**0.0186**	mg/L	0.00200	0.000600	1	02/24/26 16:31	02/24/26 21:50	7439-93-2	
2320B Alkalinity	Analytical Method: SM 2320B-2021								
	Pace Analytical Services - Asheville								
Alkalinity,Bicarbonate (CaCO3)	**57.8**	mg/L	5.0	5.0	1		03/03/26 13:37		
Alkalinity,Carbonate (CaCO3)	ND	mg/L	5.0	5.0	1		03/03/26 13:37		
Alkalinity, Total as CaCO3	**57.8**	mg/L	5.0	5.0	1		03/03/26 13:37		
2540C Total Dissolved Solids	Analytical Method: SM 2540C-2020								
	Pace Analytical Services - Asheville								
Total Dissolved Solids	**121**	mg/L	25.0	25.0	1		02/22/26 15:38		
300.0 IC Anions 28 Days	Analytical Method: EPA 300.0 Rev 2.1 1993								
	Pace Analytical Services - Asheville								
Chloride	**5.4**	mg/L	1.0	0.60	1		02/21/26 16:44	16887-00-6	
Fluoride	**0.068J**	mg/L	0.10	0.050	1		02/21/26 16:44	16984-48-8	
Sulfate	**9.1**	mg/L	1.0	0.50	1		02/21/26 16:44	14808-79-8	
WC 6020B MET ICPMS	Analytical Method: EPA 6020B Preparation Method: EPA 3005A								
	Pace Analytical Services - West Columbia								
Antimony	**0.00045J**	mg/L	0.0020	0.00043	1	02/25/26 19:26	03/12/26 14:44	7440-36-0	
Arsenic	ND	mg/L	0.0020	0.00041	1	02/25/26 19:26	03/12/26 14:44	7440-38-2	
Barium	**0.016**	mg/L	0.0050	0.00056	1	02/25/26 19:26	03/12/26 14:44	7440-39-3	
Beryllium	ND	mg/L	0.00040	0.00015	1	02/25/26 19:26	03/20/26 19:31	7440-41-7	
Boron	ND	mg/L	0.040	0.0073	1	02/25/26 19:26	03/20/26 19:31	7440-42-8	
Cadmium	ND	mg/L	0.00050	0.00010	1	02/25/26 19:26	03/12/26 14:44	7440-43-9	
Calcium	**9.8**	mg/L	0.40	0.10	1	02/25/26 19:26	03/12/26 14:44	7440-70-2	
Chromium	**0.00026J**	mg/L	0.0050	0.00024	1	02/25/26 19:26	03/12/26 14:44	7440-47-3	
Cobalt	**0.00013J**	mg/L	0.0050	0.00012	1	02/25/26 19:26	03/12/26 14:44	7440-48-4	
Lead	ND	mg/L	0.0010	0.00027	1	02/25/26 19:26	03/12/26 14:44	7439-92-1	
Magnesium	**6.1**	mg/L	0.050	0.024	1	02/25/26 19:26	03/12/26 14:44	7439-95-4	
Molybdenum	ND	mg/L	0.010	0.0020	1	02/25/26 19:26	03/12/26 14:44	7439-98-7	
Potassium	**4.3**	mg/L	0.40	0.13	1	02/25/26 19:26	03/12/26 14:44	7440-09-7	
Selenium	**0.00057J**	mg/L	0.0050	0.00050	1	02/25/26 19:26	03/12/26 14:44	7782-49-2	
Sodium	**10.8**	mg/L	0.40	0.083	1	02/25/26 19:26	03/12/26 14:44	7440-23-5	
Thallium	ND	mg/L	0.00050	0.00017	1	02/25/26 19:26	03/12/26 14:44	7440-28-0	
WCOL 7470 Mercury	Analytical Method: EPA 7470A Preparation Method: EPA 7470A								
	Pace Analytical Services - West Columbia								
Mercury	ND	mg/L	0.00020	0.000091	1	02/24/26 17:33	02/25/26 01:03	7439-97-6	

This report shall not be reproduced, except in full,
without the written consent of Pace Analytical Services, LLC.

Pace Analytical Services, LLC
9800 Kincey Ave. Suite 100
Huntersville, NC 28078
(704)875-9092

ANALYTICAL RESULTS

Project: YAT Pooled Upgradient
Pace Project No.: 92845115

Sample: YAT-YGWA-5I **Lab ID: 92845115017** Collected: 02/17/26 12:25 Received: 02/18/26 16:35 Matrix: Water

Parameters	Results	Units	Report Limit	MDL	DF	Prepared	Analyzed	CAS No.	Qual
Metals (ICPMS) 6020B	Analytical Method: EPA 6020B Preparation Method: 3015 Pace National - Mt. Juliet								
Lithium	**0.00433**	mg/L	0.00200	0.000600	1	02/24/26 16:31	02/24/26 21:53	7439-93-2	
2320B Alkalinity	Analytical Method: SM 2320B-2021 Pace Analytical Services - Asheville								
Alkalinity,Bicarbonate (CaCO3)	**26.9**	mg/L	5.0	5.0	1		03/03/26 13:43		
Alkalinity,Carbonate (CaCO3)	ND	mg/L	5.0	5.0	1		03/03/26 13:43		
Alkalinity, Total as CaCO3	**26.9**	mg/L	5.0	5.0	1		03/03/26 13:43		
2540C Total Dissolved Solids	Analytical Method: SM 2540C-2020 Pace Analytical Services - Asheville								
Total Dissolved Solids	**94.0**	mg/L	25.0	25.0	1		02/22/26 15:38		
300.0 IC Anions 28 Days	Analytical Method: EPA 300.0 Rev 2.1 1993 Pace Analytical Services - Asheville								
Chloride	**4.8**	mg/L	1.0	0.60	1		02/21/26 16:58	16887-00-6	
Fluoride	ND	mg/L	0.10	0.050	1		02/21/26 16:58	16984-48-8	
Sulfate	**2.5**	mg/L	1.0	0.50	1		02/21/26 16:58	14808-79-8	
WC 6020B MET ICPMS	Analytical Method: EPA 6020B Preparation Method: EPA 3005A Pace Analytical Services - West Columbia								
Antimony	ND	mg/L	0.0020	0.00043	1	02/25/26 19:26	03/12/26 14:54	7440-36-0	
Arsenic	ND	mg/L	0.0020	0.00041	1	02/25/26 19:26	03/12/26 14:54	7440-38-2	
Barium	**0.021**	mg/L	0.0050	0.00056	1	02/25/26 19:26	03/12/26 14:54	7440-39-3	
Beryllium	ND	mg/L	0.00040	0.00015	1	02/25/26 19:26	03/20/26 19:40	7440-41-7	
Boron	ND	mg/L	0.040	0.0073	1	02/25/26 19:26	03/20/26 19:40	7440-42-8	
Cadmium	ND	mg/L	0.00050	0.00010	1	02/25/26 19:26	03/12/26 14:54	7440-43-9	
Calcium	**2.8**	mg/L	0.40	0.10	1	02/25/26 19:26	03/12/26 14:54	7440-70-2	
Chromium	**0.00036J**	mg/L	0.0050	0.00024	1	02/25/26 19:26	03/12/26 14:54	7440-47-3	
Cobalt	ND	mg/L	0.0050	0.00012	1	02/25/26 19:26	03/12/26 14:54	7440-48-4	
Lead	ND	mg/L	0.0010	0.00027	1	02/25/26 19:26	03/12/26 14:54	7439-92-1	
Magnesium	**2.9**	mg/L	0.050	0.024	1	02/25/26 19:26	03/12/26 14:54	7439-95-4	
Molybdenum	ND	mg/L	0.010	0.0020	1	02/25/26 19:26	03/12/26 14:54	7439-98-7	
Potassium	**1.6**	mg/L	0.40	0.13	1	02/25/26 19:26	03/12/26 14:54	7440-09-7	
Selenium	ND	mg/L	0.0050	0.00050	1	02/25/26 19:26	03/12/26 14:54	7782-49-2	
Sodium	**11.5**	mg/L	0.40	0.083	1	02/25/26 19:26	03/12/26 14:54	7440-23-5	
Thallium	ND	mg/L	0.00050	0.00017	1	02/25/26 19:26	03/12/26 14:54	7440-28-0	
WCOL 7470 Mercury	Analytical Method: EPA 7470A Preparation Method: EPA 7470A Pace Analytical Services - West Columbia								
Mercury	ND	mg/L	0.00020	0.000091	1	02/24/26 17:33	02/25/26 01:05	7439-97-6	

This report shall not be reproduced, except in full,
without the written consent of Pace Analytical Services, LLC.

Pace Analytical Services, LLC
9800 Kincey Ave. Suite 100
Huntersville, NC 28078
(704)875-9092

ANALYTICAL RESULTS

Project: YAT Pooled Upgradient
Pace Project No.: 92845115

Sample: YAT-YGWA-5D **Lab ID: 92845115018** Collected: 02/17/26 11:17 Received: 02/18/26 16:35 Matrix: Water

Parameters	Results	Units	Report Limit	MDL	DF	Prepared	Analyzed	CAS No.	Qual
Metals (ICPMS) 6020B	Analytical Method: EPA 6020B Preparation Method: 3015 Pace National - Mt. Juliet								
Lithium	**0.00429**	mg/L	0.00200	0.000600	1	02/24/26 16:31	02/24/26 21:56	7439-93-2	
2320B Alkalinity	Analytical Method: SM 2320B-2021 Pace Analytical Services - Asheville								
Alkalinity,Bicarbonate (CaCO3)	**106**	mg/L	5.0	5.0	1		03/03/26 13:49		
Alkalinity,Carbonate (CaCO3)	ND	mg/L	5.0	5.0	1		03/03/26 13:49		
Alkalinity, Total as CaCO3	**106**	mg/L	5.0	5.0	1		03/03/26 13:49		
2540C Total Dissolved Solids	Analytical Method: SM 2540C-2020 Pace Analytical Services - Asheville								
Total Dissolved Solids	**158**	mg/L	25.0	25.0	1		02/22/26 15:38		
300.0 IC Anions 28 Days	Analytical Method: EPA 300.0 Rev 2.1 1993 Pace Analytical Services - Asheville								
Chloride	**3.5**	mg/L	1.0	0.60	1		02/21/26 17:13	16887-00-6	
Fluoride	**0.054J**	mg/L	0.10	0.050	1		02/21/26 17:13	16984-48-8	
Sulfate	**4.9**	mg/L	1.0	0.50	1		02/21/26 17:13	14808-79-8	
WC 6020B MET ICPMS	Analytical Method: EPA 6020B Preparation Method: EPA 3005A Pace Analytical Services - West Columbia								
Antimony	ND	mg/L	0.0020	0.00043	1	02/25/26 19:26	03/12/26 14:57	7440-36-0	
Arsenic	**0.0012J**	mg/L	0.0020	0.00041	1	02/25/26 19:26	03/12/26 14:57	7440-38-2	
Barium	**0.0078**	mg/L	0.0050	0.00056	1	02/25/26 19:26	03/12/26 14:57	7440-39-3	
Beryllium	ND	mg/L	0.00040	0.00015	1	02/25/26 19:26	03/20/26 19:48	7440-41-7	
Boron	**0.011J**	mg/L	0.040	0.0073	1	02/25/26 19:26	03/20/26 19:48	7440-42-8	
Cadmium	ND	mg/L	0.00050	0.00010	1	02/25/26 19:26	03/12/26 14:57	7440-43-9	
Calcium	**29.1**	mg/L	0.40	0.10	1	02/25/26 19:26	03/12/26 14:57	7440-70-2	
Chromium	ND	mg/L	0.0050	0.00024	1	02/25/26 19:26	03/12/26 14:57	7440-47-3	
Cobalt	ND	mg/L	0.0050	0.00012	1	02/25/26 19:26	03/12/26 14:57	7440-48-4	
Lead	ND	mg/L	0.0010	0.00027	1	02/25/26 19:26	03/12/26 14:57	7439-92-1	
Magnesium	**4.8**	mg/L	0.050	0.024	1	02/25/26 19:26	03/12/26 14:57	7439-95-4	
Molybdenum	ND	mg/L	0.010	0.0020	1	02/25/26 19:26	03/12/26 14:57	7439-98-7	
Potassium	**3.6**	mg/L	0.40	0.13	1	02/25/26 19:26	03/12/26 14:57	7440-09-7	
Selenium	ND	mg/L	0.0050	0.00050	1	02/25/26 19:26	03/12/26 14:57	7782-49-2	
Sodium	**9.9**	mg/L	0.40	0.083	1	02/25/26 19:26	03/12/26 14:57	7440-23-5	
Thallium	ND	mg/L	0.00050	0.00017	1	02/25/26 19:26	03/12/26 14:57	7440-28-0	
WCOL 7470 Mercury	Analytical Method: EPA 7470A Preparation Method: EPA 7470A Pace Analytical Services - West Columbia								
Mercury	**0.00010J**	mg/L	0.00020	0.000091	1	02/25/26 12:23	02/25/26 18:29	7439-97-6	

This report shall not be reproduced, except in full,
without the written consent of Pace Analytical Services, LLC.

Pace Analytical Services, LLC
9800 Kincey Ave. Suite 100
Huntersville, NC 28078
(704)875-9092

ANALYTICAL RESULTS

Project: YAT Pooled Upgradient
Pace Project No.: 92845115

Sample: YAT-YGWA-20S **Lab ID: 92845115019** Collected: 02/17/26 14:18 Received: 02/18/26 16:35 Matrix: Water

Parameters	Results	Units	Report Limit	MDL	DF	Prepared	Analyzed	CAS No.	Qual
Metals (ICPMS) 6020B	Analytical Method: EPA 6020B Preparation Method: 3015 Pace National - Mt. Juliet								
Lithium	**0.000604J**	mg/L	0.00200	0.000600	1	02/24/26 16:31	02/24/26 22:00	7439-93-2	J
2320B Alkalinity	Analytical Method: SM 2320B-2021 Pace Analytical Services - Asheville								
Alkalinity,Bicarbonate (CaCO3)	**28.0**	mg/L	5.0	5.0	1		03/03/26 13:56		
Alkalinity,Carbonate (CaCO3)	ND	mg/L	5.0	5.0	1		03/03/26 13:56		
Alkalinity, Total as CaCO3	**28.0**	mg/L	5.0	5.0	1		03/03/26 13:56		
2540C Total Dissolved Solids	Analytical Method: SM 2540C-2020 Pace Analytical Services - Asheville								
Total Dissolved Solids	**88.0**	mg/L	25.0	25.0	1		02/22/26 15:38		
300.0 IC Anions 28 Days	Analytical Method: EPA 300.0 Rev 2.1 1993 Pace Analytical Services - Asheville								
Chloride	**3.2**	mg/L	1.0	0.60	1		02/21/26 17:27	16887-00-6	
Fluoride	ND	mg/L	0.10	0.050	1		02/21/26 17:27	16984-48-8	
Sulfate	ND	mg/L	1.0	0.50	1		02/21/26 17:27	14808-79-8	
WC 6020B MET ICPMS	Analytical Method: EPA 6020B Preparation Method: EPA 3005A Pace Analytical Services - West Columbia								
Antimony	ND	mg/L	0.0020	0.00043	1	02/25/26 19:26	03/12/26 15:00	7440-36-0	
Arsenic	ND	mg/L	0.0020	0.00041	1	02/25/26 19:26	03/12/26 15:00	7440-38-2	
Barium	**0.017**	mg/L	0.0050	0.00056	1	02/25/26 19:26	03/12/26 15:00	7440-39-3	
Beryllium	ND	mg/L	0.00040	0.00015	1	02/25/26 19:26	03/20/26 20:31	7440-41-7	
Boron	ND	mg/L	0.040	0.0073	1	02/25/26 19:26	03/20/26 20:31	7440-42-8	
Cadmium	ND	mg/L	0.00050	0.00010	1	02/25/26 19:26	03/12/26 15:00	7440-43-9	
Calcium	**2.9**	mg/L	0.40	0.10	1	02/25/26 19:26	03/12/26 15:00	7440-70-2	
Chromium	**0.00063J**	mg/L	0.0050	0.00024	1	02/25/26 19:26	03/12/26 15:00	7440-47-3	
Cobalt	ND	mg/L	0.0050	0.00012	1	02/25/26 19:26	03/12/26 15:00	7440-48-4	
Lead	ND	mg/L	0.0010	0.00027	1	02/25/26 19:26	03/12/26 15:00	7439-92-1	
Magnesium	**0.70**	mg/L	0.050	0.024	1	02/25/26 19:26	03/12/26 15:00	7439-95-4	
Molybdenum	ND	mg/L	0.010	0.0020	1	02/25/26 19:26	03/12/26 15:00	7439-98-7	
Potassium	**0.64**	mg/L	0.40	0.13	1	02/25/26 19:26	03/12/26 15:00	7440-09-7	
Selenium	ND	mg/L	0.0050	0.00050	1	02/25/26 19:26	03/12/26 15:00	7782-49-2	
Sodium	**10.8**	mg/L	0.40	0.083	1	02/25/26 19:26	03/12/26 15:00	7440-23-5	
Thallium	ND	mg/L	0.00050	0.00017	1	02/25/26 19:26	03/12/26 15:00	7440-28-0	
WCOL 7470 Mercury	Analytical Method: EPA 7470A Preparation Method: EPA 7470A Pace Analytical Services - West Columbia								
Mercury	ND	mg/L	0.00020	0.000091	1	02/25/26 12:23	02/25/26 18:31	7439-97-6	

This report shall not be reproduced, except in full,
without the written consent of Pace Analytical Services, LLC.

Pace Analytical Services, LLC
9800 Kincey Ave. Suite 100
Huntersville, NC 28078
(704)875-9092

ANALYTICAL RESULTS

Project: YAT Pooled Upgradient
Pace Project No.: 92845115

Sample: YAT-UGRD-FB-2 **Lab ID: 92845115020** Collected: 02/17/26 17:00 Received: 02/18/26 16:35 Matrix: Water

Parameters	Results	Units	Report Limit	MDL	DF	Prepared	Analyzed	CAS No.	Qual
Metals (ICPMS) 6020B	Analytical Method: EPA 6020B Preparation Method: 3015 Pace National - Mt. Juliet								
Lithium	ND	mg/L	0.00200	0.000600	1	02/24/26 16:31	02/24/26 22:03	7439-93-2	
2320B Alkalinity	Analytical Method: SM 2320B-2021 Pace Analytical Services - Asheville								
Alkalinity,Bicarbonate (CaCO3)	ND	mg/L	5.0	5.0	1		03/03/26 14:02		
Alkalinity,Carbonate (CaCO3)	ND	mg/L	5.0	5.0	1		03/03/26 14:02		
Alkalinity, Total as CaCO3	ND	mg/L	5.0	5.0	1		03/03/26 14:02		
2540C Total Dissolved Solids	Analytical Method: SM 2540C-2020 Pace Analytical Services - Asheville								
Total Dissolved Solids	ND	mg/L	25.0	25.0	1		02/22/26 15:27		
300.0 IC Anions 28 Days	Analytical Method: EPA 300.0 Rev 2.1 1993 Pace Analytical Services - Asheville								
Chloride	ND	mg/L	1.0	0.60	1		02/21/26 14:35	16887-00-6	
Fluoride	ND	mg/L	0.10	0.050	1		02/21/26 14:35	16984-48-8	
Sulfate	ND	mg/L	1.0	0.50	1		02/21/26 14:35	14808-79-8	
WC 6020B MET ICPMS	Analytical Method: EPA 6020B Preparation Method: EPA 3005A Pace Analytical Services - West Columbia								
Antimony	ND	mg/L	0.0020	0.00043	1	02/25/26 19:26	03/12/26 15:03	7440-36-0	
Arsenic	ND	mg/L	0.0020	0.00041	1	02/25/26 19:26	03/12/26 15:03	7440-38-2	
Barium	ND	mg/L	0.0050	0.00056	1	02/25/26 19:26	03/12/26 15:03	7440-39-3	
Beryllium	ND	mg/L	0.00040	0.00015	1	02/25/26 19:26	03/20/26 20:40	7440-41-7	
Boron	ND	mg/L	0.040	0.0073	1	02/25/26 19:26	03/20/26 20:40	7440-42-8	
Cadmium	ND	mg/L	0.00050	0.00010	1	02/25/26 19:26	03/12/26 15:03	7440-43-9	
Calcium	ND	mg/L	0.40	0.10	1	02/25/26 19:26	03/12/26 15:03	7440-70-2	
Chromium	ND	mg/L	0.0050	0.00024	1	02/25/26 19:26	03/12/26 15:03	7440-47-3	
Cobalt	ND	mg/L	0.0050	0.00012	1	02/25/26 19:26	03/12/26 15:03	7440-48-4	
Lead	ND	mg/L	0.0010	0.00027	1	02/25/26 19:26	03/12/26 15:03	7439-92-1	
Magnesium	ND	mg/L	0.050	0.024	1	02/25/26 19:26	03/12/26 15:03	7439-95-4	
Molybdenum	ND	mg/L	0.010	0.0020	1	02/25/26 19:26	03/12/26 15:03	7439-98-7	
Potassium	ND	mg/L	0.40	0.13	1	02/25/26 19:26	03/12/26 15:03	7440-09-7	
Selenium	ND	mg/L	0.0050	0.00050	1	02/25/26 19:26	03/12/26 15:03	7782-49-2	
Sodium	ND	mg/L	0.40	0.083	1	02/25/26 19:26	03/12/26 15:03	7440-23-5	
Thallium	ND	mg/L	0.00050	0.00017	1	02/25/26 19:26	03/12/26 15:03	7440-28-0	
WCOL 7470 Mercury	Analytical Method: EPA 7470A Preparation Method: EPA 7470A Pace Analytical Services - West Columbia								
Mercury	ND	mg/L	0.00020	0.000091	1	02/25/26 12:23	02/25/26 18:34	7439-97-6	

This report shall not be reproduced, except in full,
without the written consent of Pace Analytical Services, LLC.

Pace Analytical Services, LLC
9800 Kincey Ave. Suite 100
Huntersville, NC 28078
(704)875-9092

ANALYTICAL RESULTS

Project: YAT Pooled Upgradient
Pace Project No.: 92845115

Sample: YAT-YGWA-47 **Lab ID: 92845115021** Collected: 02/17/26 15:00 Received: 02/18/26 16:35 Matrix: Water

Parameters	Results	Units	Report Limit	MDL	DF	Prepared	Analyzed	CAS No.	Qual
Metals (ICPMS) 6020B	Analytical Method: EPA 6020B Preparation Method: 3015 Pace National - Mt. Juliet								
Lithium	**0.00385**	mg/L	0.00200	0.000600	1	02/24/26 07:54	02/24/26 22:02	7439-93-2	
2320B Alkalinity	Analytical Method: SM 2320B-2021 Pace Analytical Services - Asheville								
Alkalinity,Bicarbonate (CaCO3)	**40.4**	mg/L	5.0	5.0	1		03/03/26 14:05		
Alkalinity,Carbonate (CaCO3)	ND	mg/L	5.0	5.0	1		03/03/26 14:05		
Alkalinity, Total as CaCO3	**40.4**	mg/L	5.0	5.0	1		03/03/26 14:05		
2540C Total Dissolved Solids	Analytical Method: SM 2540C-2020 Pace Analytical Services - Asheville								
Total Dissolved Solids	**153**	mg/L	25.0	25.0	1		02/22/26 15:27		
300.0 IC Anions 28 Days	Analytical Method: EPA 300.0 Rev 2.1 1993 Pace Analytical Services - Asheville								
Chloride	**3.7**	mg/L	1.0	0.60	1		02/21/26 17:41	16887-00-6	
Fluoride	**0.070J**	mg/L	0.10	0.050	1		02/21/26 17:41	16984-48-8	
Sulfate	**50.9**	mg/L	1.0	0.50	1		02/21/26 17:41	14808-79-8	
WC 6020B MET ICPMS	Analytical Method: EPA 6020B Preparation Method: EPA 3005A Pace Analytical Services - West Columbia								
Antimony	ND	mg/L	0.0020	0.00043	1	02/25/26 19:26	03/12/26 15:07	7440-36-0	
Arsenic	ND	mg/L	0.0020	0.00041	1	02/25/26 19:26	03/12/26 15:07	7440-38-2	
Barium	**0.035**	mg/L	0.0050	0.00056	1	02/25/26 19:26	03/12/26 15:07	7440-39-3	
Beryllium	ND	mg/L	0.00040	0.00015	1	02/25/26 19:26	03/20/26 20:48	7440-41-7	
Boron	**0.018J**	mg/L	0.040	0.0073	1	02/25/26 19:26	03/20/26 20:48	7440-42-8	
Cadmium	ND	mg/L	0.00050	0.00010	1	02/25/26 19:26	03/12/26 15:07	7440-43-9	
Calcium	**10.7**	mg/L	0.40	0.10	1	02/25/26 19:26	03/12/26 15:07	7440-70-2	
Chromium	**0.00035J**	mg/L	0.0050	0.00024	1	02/25/26 19:26	03/12/26 15:07	7440-47-3	
Cobalt	**0.00057J**	mg/L	0.0050	0.00012	1	02/25/26 19:26	03/12/26 15:07	7440-48-4	
Lead	ND	mg/L	0.0010	0.00027	1	02/25/26 19:26	03/12/26 15:07	7439-92-1	
Magnesium	**12.0**	mg/L	0.050	0.024	1	02/25/26 19:26	03/12/26 15:07	7439-95-4	
Molybdenum	ND	mg/L	0.010	0.0020	1	02/25/26 19:26	03/12/26 15:07	7439-98-7	
Potassium	**4.0**	mg/L	0.40	0.13	1	02/25/26 19:26	03/12/26 15:07	7440-09-7	
Selenium	**0.00051J**	mg/L	0.0050	0.00050	1	02/25/26 19:26	03/12/26 15:07	7782-49-2	
Sodium	**12.6**	mg/L	0.40	0.083	1	02/25/26 19:26	03/12/26 15:07	7440-23-5	
Thallium	ND	mg/L	0.00050	0.00017	1	02/25/26 19:26	03/12/26 15:07	7440-28-0	
WCOL 7470 Mercury	Analytical Method: EPA 7470A Preparation Method: EPA 7470A Pace Analytical Services - West Columbia								
Mercury	ND	mg/L	0.00020	0.000091	1	02/25/26 12:23	02/25/26 18:36	7439-97-6	

This report shall not be reproduced, except in full,
without the written consent of Pace Analytical Services, LLC.

Pace Analytical Services, LLC
9800 Kincey Ave. Suite 100
Huntersville, NC 28078
(704)875-9092

ANALYTICAL RESULTS

Project: YAT Pooled Upgradient
Pace Project No.: 92845115

Sample: YAT-YGWA-30I **Lab ID: 92845115022** Collected: 02/17/26 12:15 Received: 02/18/26 16:35 Matrix: Water

Parameters	Results	Units	Report Limit	MDL	DF	Prepared	Analyzed	CAS No.	Qual
Metals (ICPMS) 6020B	Analytical Method: EPA 6020B Preparation Method: 3015 Pace National - Mt. Juliet								
Lithium	**0.00128J**	mg/L	0.00200	0.000600	1	02/24/26 07:54	02/24/26 20:06	7439-93-2	J
2320B Alkalinity	Analytical Method: SM 2320B-2021 Pace Analytical Services - Asheville								
Alkalinity,Bicarbonate (CaCO3)	**15.5**	mg/L	5.0	5.0	1		03/03/26 21:29		
Alkalinity,Carbonate (CaCO3)	ND	mg/L	5.0	5.0	1		03/03/26 21:29		
Alkalinity, Total as CaCO3	**15.5**	mg/L	5.0	5.0	1		03/03/26 21:29		
2540C Total Dissolved Solids	Analytical Method: SM 2540C-2020 Pace Analytical Services - Asheville								
Total Dissolved Solids	**52.0**	mg/L	25.0	25.0	1		02/22/26 15:27		
300.0 IC Anions 28 Days	Analytical Method: EPA 300.0 Rev 2.1 1993 Pace Analytical Services - Asheville								
Chloride	**1.7**	mg/L	1.0	0.60	1		02/21/26 17:56	16887-00-6	
Fluoride	**0.059J**	mg/L	0.10	0.050	1		02/21/26 17:56	16984-48-8	
Sulfate	**1.1**	mg/L	1.0	0.50	1		02/21/26 17:56	14808-79-8	
WC 6020B MET ICPMS	Analytical Method: EPA 6020B Preparation Method: EPA 3005A Pace Analytical Services - West Columbia								
Antimony	ND	mg/L	0.0020	0.00043	1	02/25/26 19:26	03/12/26 15:10	7440-36-0	
Arsenic	ND	mg/L	0.0020	0.00041	1	02/25/26 19:26	03/12/26 15:10	7440-38-2	
Barium	**0.0076**	mg/L	0.0050	0.00056	1	02/25/26 19:26	03/12/26 15:10	7440-39-3	
Beryllium	ND	mg/L	0.00040	0.00015	1	02/25/26 19:26	03/20/26 20:57	7440-41-7	
Boron	ND	mg/L	0.040	0.0073	1	02/25/26 19:26	03/20/26 20:57	7440-42-8	
Cadmium	ND	mg/L	0.00050	0.00010	1	02/25/26 19:26	03/12/26 15:10	7440-43-9	
Calcium	**1.4**	mg/L	0.40	0.10	1	02/25/26 19:26	03/12/26 15:10	7440-70-2	
Chromium	ND	mg/L	0.0050	0.00024	1	02/25/26 19:26	03/12/26 15:10	7440-47-3	
Cobalt	**0.0019J**	mg/L	0.0050	0.00012	1	02/25/26 19:26	03/12/26 15:10	7440-48-4	
Lead	ND	mg/L	0.0010	0.00027	1	02/25/26 19:26	03/12/26 15:10	7439-92-1	
Magnesium	**0.97**	mg/L	0.050	0.024	1	02/25/26 19:26	03/12/26 15:10	7439-95-4	
Molybdenum	ND	mg/L	0.010	0.0020	1	02/25/26 19:26	03/12/26 15:10	7439-98-7	
Potassium	**0.73**	mg/L	0.40	0.13	1	02/25/26 19:26	03/12/26 15:10	7440-09-7	
Selenium	ND	mg/L	0.0050	0.00050	1	02/25/26 19:26	03/12/26 15:10	7782-49-2	
Sodium	**6.6**	mg/L	0.40	0.083	1	02/25/26 19:26	03/12/26 15:10	7440-23-5	
Thallium	ND	mg/L	0.00050	0.00017	1	02/25/26 19:26	03/12/26 15:10	7440-28-0	
WCOL 7470 Mercury	Analytical Method: EPA 7470A Preparation Method: EPA 7470A Pace Analytical Services - West Columbia								
Mercury	ND	mg/L	0.00020	0.000091	1	02/25/26 12:23	02/25/26 18:44	7439-97-6	

This report shall not be reproduced, except in full,
without the written consent of Pace Analytical Services, LLC.

Pace Analytical Services, LLC
9800 Kincey Ave. Suite 100
Huntersville, NC 28078
(704)875-9092

ANALYTICAL RESULTS

Project: YAT Pooled Upgradient
Pace Project No.: 92845115

Sample: YAT-YGWA-14S **Lab ID: 92845115023** Collected: 02/17/26 10:10 Received: 02/18/26 16:35 Matrix: Water

Parameters	Results	Units	Report Limit	MDL	DF	Prepared	Analyzed	CAS No.	Qual
Metals (ICPMS) 6020B	Analytical Method: EPA 6020B Preparation Method: 3015								
	Pace National - Mt. Juliet								
Lithium	ND	mg/L	0.00200	0.000600	1	02/24/26 07:54	02/24/26 22:05	7439-93-2	
2320B Alkalinity	Analytical Method: SM 2320B-2021								
	Pace Analytical Services - Asheville								
Alkalinity,Bicarbonate (CaCO3)	**9.8**	mg/L	5.0	5.0	1		03/03/26 16:36		
Alkalinity,Carbonate (CaCO3)	ND	mg/L	5.0	5.0	1		03/03/26 16:36		
Alkalinity, Total as CaCO3	**9.8**	mg/L	5.0	5.0	1		03/03/26 16:36		
2540C Total Dissolved Solids	Analytical Method: SM 2540C-2020								
	Pace Analytical Services - Asheville								
Total Dissolved Solids	**66.0**	mg/L	25.0	25.0	1		02/22/26 15:28		
300.0 IC Anions 28 Days	Analytical Method: EPA 300.0 Rev 2.1 1993								
	Pace Analytical Services - Asheville								
Chloride	**5.1**	mg/L	1.0	0.60	1		02/21/26 18:39	16887-00-6	
Fluoride	**0.055J**	mg/L	0.10	0.050	1		02/21/26 18:39	16984-48-8	
Sulfate	**7.7**	mg/L	1.0	0.50	1		02/21/26 18:39	14808-79-8	
WC 6020B MET ICPMS	Analytical Method: EPA 6020B Preparation Method: EPA 3005A								
	Pace Analytical Services - West Columbia								
Antimony	ND	mg/L	0.0020	0.00043	1	02/25/26 19:26	03/12/26 15:13	7440-36-0	
Arsenic	ND	mg/L	0.0020	0.00041	1	02/25/26 19:26	03/12/26 15:13	7440-38-2	
Barium	**0.0098**	mg/L	0.0050	0.00056	1	02/25/26 19:26	03/12/26 15:13	7440-39-3	
Beryllium	**0.00024J**	mg/L	0.00040	0.00015	1	02/25/26 19:26	03/20/26 21:06	7440-41-7	
Boron	**0.021J**	mg/L	0.040	0.0073	1	02/25/26 19:26	03/20/26 21:06	7440-42-8	
Cadmium	ND	mg/L	0.00050	0.00010	1	02/25/26 19:26	03/12/26 15:13	7440-43-9	
Calcium	**1.4**	mg/L	0.40	0.10	1	02/25/26 19:26	03/12/26 15:13	7440-70-2	
Chromium	ND	mg/L	0.0050	0.00024	1	02/25/26 19:26	03/12/26 15:13	7440-47-3	
Cobalt	ND	mg/L	0.0050	0.00012	1	02/25/26 19:26	03/12/26 15:13	7440-48-4	
Lead	ND	mg/L	0.0010	0.00027	1	02/25/26 19:26	03/12/26 15:13	7439-92-1	
Magnesium	**1.6**	mg/L	0.050	0.024	1	02/25/26 19:26	03/12/26 15:13	7439-95-4	
Molybdenum	ND	mg/L	0.010	0.0020	1	02/25/26 19:26	03/12/26 15:13	7439-98-7	
Potassium	**0.81**	mg/L	0.40	0.13	1	02/25/26 19:26	03/12/26 15:13	7440-09-7	
Selenium	**0.0014J**	mg/L	0.0050	0.00050	1	02/25/26 19:26	03/12/26 15:13	7782-49-2	
Sodium	**10.1**	mg/L	0.40	0.083	1	02/25/26 19:26	03/12/26 15:13	7440-23-5	
Thallium	ND	mg/L	0.00050	0.00017	1	02/25/26 19:26	03/12/26 15:13	7440-28-0	
WCOL 7470 Mercury	Analytical Method: EPA 7470A Preparation Method: EPA 7470A								
	Pace Analytical Services - West Columbia								
Mercury	ND	mg/L	0.00020	0.000091	1	02/25/26 12:23	02/25/26 18:47	7439-97-6	

This report shall not be reproduced, except in full,
without the written consent of Pace Analytical Services, LLC.

Pace Analytical Services, LLC
9800 Kincey Ave. Suite 100
Huntersville, NC 28078
(704)875-9092

ANALYTICAL RESULTS

Project: YAT Pooled Upgradient
Pace Project No.: 92845115

Sample: YAT-UGRD-FB-1 **Lab ID: 92845115024** Collected: 02/17/26 12:00 Received: 02/18/26 16:35 Matrix: Water

Parameters	Results	Units	Report Limit	MDL	DF	Prepared	Analyzed	CAS No.	Qual
Metals (ICPMS) 6020B	Analytical Method: EPA 6020B Preparation Method: 3015 Pace National - Mt. Juliet								
Lithium	ND	mg/L	0.00200	0.000600	1	02/24/26 07:54	02/24/26 22:18	7439-93-2	
2320B Alkalinity	Analytical Method: SM 2320B-2021 Pace Analytical Services - Asheville								
Alkalinity,Bicarbonate (CaCO3)	ND	mg/L	5.0	5.0	1		03/03/26 16:41		
Alkalinity,Carbonate (CaCO3)	ND	mg/L	5.0	5.0	1		03/03/26 16:41		
Alkalinity, Total as CaCO3	ND	mg/L	5.0	5.0	1		03/03/26 16:41		
2540C Total Dissolved Solids	Analytical Method: SM 2540C-2020 Pace Analytical Services - Asheville								
Total Dissolved Solids	ND	mg/L	25.0	25.0	1		02/22/26 15:28		
300.0 IC Anions 28 Days	Analytical Method: EPA 300.0 Rev 2.1 1993 Pace Analytical Services - Asheville								
Chloride	ND	mg/L	1.0	0.60	1		02/21/26 14:49	16887-00-6	
Fluoride	ND	mg/L	0.10	0.050	1		02/21/26 14:49	16984-48-8	
Sulfate	ND	mg/L	1.0	0.50	1		02/21/26 14:49	14808-79-8	
WC 6020B MET ICPMS	Analytical Method: EPA 6020B Preparation Method: EPA 3005A Pace Analytical Services - West Columbia								
Antimony	ND	mg/L	0.0020	0.00043	1	02/25/26 19:26	03/12/26 15:16	7440-36-0	
Arsenic	ND	mg/L	0.0020	0.00041	1	02/25/26 19:26	03/12/26 15:16	7440-38-2	
Barium	ND	mg/L	0.0050	0.00056	1	02/25/26 19:26	03/12/26 15:16	7440-39-3	
Beryllium	ND	mg/L	0.00040	0.00015	1	02/25/26 19:26	03/20/26 21:14	7440-41-7	
Boron	ND	mg/L	0.040	0.0073	1	02/25/26 19:26	03/20/26 21:14	7440-42-8	
Cadmium	ND	mg/L	0.00050	0.00010	1	02/25/26 19:26	03/12/26 15:16	7440-43-9	
Calcium	ND	mg/L	0.40	0.10	1	02/25/26 19:26	03/12/26 15:16	7440-70-2	
Chromium	ND	mg/L	0.0050	0.00024	1	02/25/26 19:26	03/12/26 15:16	7440-47-3	
Cobalt	ND	mg/L	0.0050	0.00012	1	02/25/26 19:26	03/12/26 15:16	7440-48-4	
Lead	ND	mg/L	0.0010	0.00027	1	02/25/26 19:26	03/12/26 15:16	7439-92-1	
Magnesium	ND	mg/L	0.050	0.024	1	02/25/26 19:26	03/12/26 15:16	7439-95-4	
Molybdenum	ND	mg/L	0.010	0.0020	1	02/25/26 19:26	03/12/26 15:16	7439-98-7	
Potassium	ND	mg/L	0.40	0.13	1	02/25/26 19:26	03/12/26 15:16	7440-09-7	
Selenium	ND	mg/L	0.0050	0.00050	1	02/25/26 19:26	03/12/26 15:16	7782-49-2	
Sodium	ND	mg/L	0.40	0.083	1	02/25/26 19:26	03/12/26 15:16	7440-23-5	
Thallium	ND	mg/L	0.00050	0.00017	1	02/25/26 19:26	03/12/26 15:16	7440-28-0	
WCOL 7470 Mercury	Analytical Method: EPA 7470A Preparation Method: EPA 7470A Pace Analytical Services - West Columbia								
Mercury	ND	mg/L	0.00020	0.000091	1	02/25/26 12:23	02/25/26 18:54	7439-97-6	

This report shall not be reproduced, except in full,
without the written consent of Pace Analytical Services, LLC.

Pace Analytical Services, LLC
9800 Kincey Ave. Suite 100
Huntersville, NC 28078
(704)875-9092

QUALITY CONTROL DATA

Project: YAT Pooled Upgradient
Pace Project No.: 92845115

QC Batch: 2698968
QC Batch Method: 3015
Analysis Method: EPA 6020B
Analysis Description: Metals (ICPMS) 6020B
Laboratory: Pace National - Mt. Juliet
Associated Lab Samples: 92845115021, 92845115022, 92845115023, 92845115024

METHOD BLANK: R4340490-1 Matrix: Water
Associated Lab Samples: 92845115021, 92845115022, 92845115023, 92845115024

Parameter	Units	Blank Result	Reporting Limit	MDL	Analyzed	Qualifiers
Lithium	mg/L	ND	0.00200	0.000600	02/24/26 19:59	

LABORATORY CONTROL SAMPLE: R4340490-2

Parameter	Units	Spike Conc.	LCS Result	LCS % Rec	% Rec Limits	Qualifiers
Lithium	mg/L	0.0500	0.0438	87.6	80.0-120	

MATRIX SPIKE & MATRIX SPIKE DUPLICATE: R4340490-4 R4340490-5

Parameter	Units	92845115022 Result	MS Spike Conc.	MSD Spike Conc.	MS Result	MSD Result	MS % Rec	MSD % Rec	% Rec Limits	RPD	Max RPD	Qual
Lithium	mg/L	0.00128	0.0500	0.0500	0.0447	0.0450	86.9	87.4	75.0-125	0.521	20	

Results presented on this page are in the units indicated by the "Units" column except where an alternate unit is presented to the right of the result.

This report shall not be reproduced, except in full,
without the written consent of Pace Analytical Services, LLC.

Pace Analytical Services, LLC
9800 Kincey Ave. Suite 100
Huntersville, NC 28078
(704)875-9092

QUALITY CONTROL DATA

Project: YAT Pooled Upgradient
Pace Project No.: 92845115

QC Batch: 2698976
QC Batch Method: 3015
Analysis Method: EPA 6020B
Analysis Description: Metals (ICPMS) 6020B
Laboratory: Pace National - Mt. Juliet

Associated Lab Samples: 92845115001, 92845115002, 92845115003, 92845115004, 92845115005, 92845115006, 92845115007, 92845115008, 92845115009, 92845115010, 92845115011, 92845115012, 92845115013, 92845115014, 92845115015, 92845115016, 92845115017, 92845115018, 92845115019, 92845115020

METHOD BLANK: R4340443-1
Matrix: Water

Associated Lab Samples: 92845115001, 92845115002, 92845115003, 92845115004, 92845115005, 92845115006, 92845115007, 92845115008, 92845115009, 92845115010, 92845115011, 92845115012, 92845115013, 92845115014, 92845115015, 92845115016, 92845115017, 92845115018, 92845115019, 92845115020

Parameter	Units	Blank Result	Reporting Limit	MDL	Analyzed	Qualifiers
Lithium	mg/L	ND	0.00200	0.000600	02/24/26 19:30	

LABORATORY CONTROL SAMPLE: R4340443-2

Parameter	Units	Spike Conc.	LCS Result	LCS % Rec	% Rec Limits	Qualifiers
Lithium	mg/L	0.0500	0.0581	116	80.0-120	

MATRIX SPIKE & MATRIX SPIKE DUPLICATE: R4340443-4 R4340443-5

Parameter	Units	92845115006 Result	MS Spike Conc.	MSD Spike Conc.	MS Result	MSD Result	MS % Rec	MSD % Rec	% Rec Limits	RPD	Max RPD	Qual
Lithium	mg/L	0.0284	0.0500	0.0500	0.0832	0.0831	110	109	75.0-125	0.114	20	

Results presented on this page are in the units indicated by the "Units" column except where an alternate unit is presented to the right of the result.

This report shall not be reproduced, except in full,
without the written consent of Pace Analytical Services, LLC.

Pace Analytical Services, LLC
9800 Kincey Ave. Suite 100
Huntersville, NC 28078
(704)875-9092

QUALITY CONTROL DATA

Project: YAT Pooled Upgradient
Pace Project No.: 92845115

QC Batch: 993015
QC Batch Method: SM 2320B-2021
Analysis Method: SM 2320B-2021
Analysis Description: 2320B Alkalinity
Laboratory: Pace Analytical Services - Asheville
Associated Lab Samples: 92845115001, 92845115002

METHOD BLANK: 5104634 Matrix: Water
Associated Lab Samples: 92845115001, 92845115002

Parameter	Units	Blank Result	Reporting Limit	MDL	Analyzed	Qualifiers
Alkalinity, Total as CaCO3	mg/L	ND	5.0	5.0	02/27/26 15:51	
Alkalinity,Bicarbonate (CaCO3)	mg/L	ND	5.0	5.0	02/27/26 15:51	
Alkalinity,Carbonate (CaCO3)	mg/L	ND	5.0	5.0	02/27/26 15:51	

LABORATORY CONTROL SAMPLE: 5104635

Parameter	Units	Spike Conc.	LCS Result	LCS % Rec	% Rec Limits	Qualifiers
Alkalinity, Total as CaCO3	mg/L	50	50.9	102	80-120	

LABORATORY CONTROL SAMPLE: 5104636

Parameter	Units	Spike Conc.	LCS Result	LCS % Rec	% Rec Limits	Qualifiers
Alkalinity, Total as CaCO3	mg/L	50	51.2	102	80-120	

MATRIX SPIKE & MATRIX SPIKE DUPLICATE: 5104637 5104638

Parameter	Units	92844935003 Result	MS Spike Conc.	MSD Spike Conc.	MS Result	MSD Result	MS % Rec	MSD % Rec	% Rec Limits	RPD	Max RPD	Qual
Alkalinity, Total as CaCO3	mg/L	83.6	50	50	131	132	95	97	80-120	1	25	

MATRIX SPIKE & MATRIX SPIKE DUPLICATE: 5104639 5104640

Parameter	Units	92844362007 Result	MS Spike Conc.	MSD Spike Conc.	MS Result	MSD Result	MS % Rec	MSD % Rec	% Rec Limits	RPD	Max RPD	Qual
Alkalinity, Total as CaCO3	mg/L	50.8	50	50	102	101	103	100	80-120	1	25	

Results presented on this page are in the units indicated by the "Units" column except where an alternate unit is presented to the right of the result.

REPORT OF LABORATORY ANALYSIS

This report shall not be reproduced, except in full,
without the written consent of Pace Analytical Services, LLC.

Pace Analytical Services, LLC
9800 Kincey Ave. Suite 100
Huntersville, NC 28078
(704)875-9092

QUALITY CONTROL DATA

Project: YAT Pooled Upgradient
Pace Project No.: 92845115

QC Batch: 993998
QC Batch Method: SM 2320B-2021
Analysis Method: SM 2320B-2021
Analysis Description: 2320B Alkalinity
Laboratory: Pace Analytical Services - Asheville

Associated Lab Samples: 92845115003, 92845115004, 92845115005, 92845115006, 92845115007, 92845115008, 92845115009, 92845115010, 92845115011, 92845115012, 92845115013, 92845115014, 92845115015, 92845115016, 92845115017, 92845115018, 92845115019, 92845115020, 92845115021, 92845115022

METHOD BLANK: 5110016
Matrix: Water

Associated Lab Samples: 92845115003, 92845115004, 92845115005, 92845115006, 92845115007, 92845115008, 92845115009, 92845115010, 92845115011, 92845115012, 92845115013, 92845115014, 92845115015, 92845115016, 92845115017, 92845115018, 92845115019, 92845115020, 92845115021, 92845115022

Parameter	Units	Blank Result	Reporting Limit	MDL	Analyzed	Qualifiers
Alkalinity, Total as CaCO3	mg/L	ND	5.0	5.0	03/03/26 11:15	
Alkalinity,Bicarbonate (CaCO3)	mg/L	ND	5.0	5.0	03/03/26 11:15	
Alkalinity,Carbonate (CaCO3)	mg/L	ND	5.0	5.0	03/03/26 11:15	

LABORATORY CONTROL SAMPLE: 5110017

Parameter	Units	Spike Conc.	LCS Result	LCS % Rec	% Rec Limits	Qualifiers
Alkalinity, Total as CaCO3	mg/L	50	52.1	104	80-120	

LABORATORY CONTROL SAMPLE: 5110018

Parameter	Units	Spike Conc.	LCS Result	LCS % Rec	% Rec Limits	Qualifiers
Alkalinity, Total as CaCO3	mg/L	50	52.7	105	80-120	

MATRIX SPIKE & MATRIX SPIKE DUPLICATE: 5110019 5110020

Parameter	Units	92845115003 Result	MS Spike Conc.	MSD Spike Conc.	MS Result	MSD Result	MS % Rec	MSD % Rec	% Rec Limits	RPD	Max RPD	Qual
Alkalinity, Total as CaCO3	mg/L	34.9	50	50	84.7	87.1	100	104	80-120	3	25	

MATRIX SPIKE & MATRIX SPIKE DUPLICATE: 5110021 5110022

Parameter	Units	92845115004 Result	MS Spike Conc.	MSD Spike Conc.	MS Result	MSD Result	MS % Rec	MSD % Rec	% Rec Limits	RPD	Max RPD	Qual
Alkalinity, Total as CaCO3	mg/L	187	50	50	249	244	125	115	80-120	2	25	M1

Results presented on this page are in the units indicated by the "Units" column except where an alternate unit is presented to the right of the result.

This report shall not be reproduced, except in full,
without the written consent of Pace Analytical Services, LLC.

Pace Analytical Services, LLC
9800 Kincey Ave. Suite 100
Huntersville, NC 28078
(704)875-9092

QUALITY CONTROL DATA

Project: YAT Pooled Upgradient
Pace Project No.: 92845115

QC Batch: 993999
QC Batch Method: SM 2320B-2021
Analysis Method: SM 2320B-2021
Analysis Description: 2320B Alkalinity
Laboratory: Pace Analytical Services - Asheville
Associated Lab Samples: 92845115023, 92845115024

METHOD BLANK: 5110023 Matrix: Water
Associated Lab Samples: 92845115023, 92845115024

Parameter	Units	Blank Result	Reporting Limit	MDL	Analyzed	Qualifiers
Alkalinity, Total as CaCO3	mg/L	ND	5.0	5.0	03/03/26 14:35	
Alkalinity,Bicarbonate (CaCO3)	mg/L	ND	5.0	5.0	03/03/26 14:35	
Alkalinity,Carbonate (CaCO3)	mg/L	ND	5.0	5.0	03/03/26 14:35	

LABORATORY CONTROL SAMPLE: 5110024

Parameter	Units	Spike Conc.	LCS Result	LCS % Rec	% Rec Limits	Qualifiers
Alkalinity, Total as CaCO3	mg/L	50	52.3	105	80-120	

LABORATORY CONTROL SAMPLE: 5110025

Parameter	Units	Spike Conc.	LCS Result	LCS % Rec	% Rec Limits	Qualifiers
Alkalinity, Total as CaCO3	mg/L	50	52.3	105	80-120	

MATRIX SPIKE & MATRIX SPIKE DUPLICATE: 5110026 5110027

Parameter	Units	92844675002 Result	MS Spike Conc.	MSD Spike Conc.	MS Result	MSD Result	MS % Rec	MSD % Rec	% Rec Limits	RPD	Max RPD	Qual
Alkalinity, Total as CaCO3	mg/L	186	50	50	237	243	102	115	80-120	3	25	

MATRIX SPIKE & MATRIX SPIKE DUPLICATE: 5110028 5110029

Parameter	Units	92844695001 Result	MS Spike Conc.	MSD Spike Conc.	MS Result	MSD Result	MS % Rec	MSD % Rec	% Rec Limits	RPD	Max RPD	Qual
Alkalinity, Total as CaCO3	mg/L	45.8	50	50	98.2	99.0	105	106	80-120	1	25	

Results presented on this page are in the units indicated by the "Units" column except where an alternate unit is presented to the right of the result.

REPORT OF LABORATORY ANALYSIS

This report shall not be reproduced, except in full,
without the written consent of Pace Analytical Services, LLC.

Pace Analytical Services, LLC
9800 Kincey Ave. Suite 100
Huntersville, NC 28078
(704)875-9092

QUALITY CONTROL DATA

Project: YAT Pooled Upgradient
Pace Project No.: 92845115

QC Batch: 992420
QC Batch Method: SM 2540C-2020
Analysis Method: SM 2540C-2020
Analysis Description: 2540C Total Dissolved Solids
Laboratory: Pace Analytical Services - Asheville

Associated Lab Samples: 92845115001, 92845115002, 92845115003, 92845115004, 92845115005, 92845115006, 92845115007, 92845115008, 92845115009, 92845115010, 92845115011, 92845115012, 92845115013, 92845115014, 92845115015, 92845115016, 92845115017, 92845115018, 92845115019

METHOD BLANK: 5101893
Matrix: Water

Associated Lab Samples: 92845115001, 92845115002, 92845115003, 92845115004, 92845115005, 92845115006, 92845115007, 92845115008, 92845115009, 92845115010, 92845115011, 92845115012, 92845115013, 92845115014, 92845115015, 92845115016, 92845115017, 92845115018, 92845115019

Parameter	Units	Blank Result	Reporting Limit	MDL	Analyzed	Qualifiers
Total Dissolved Solids	mg/L	ND	25.0	25.0	02/22/26 15:35	

LABORATORY CONTROL SAMPLE: 5101894

Parameter	Units	Spike Conc.	LCS Result	LCS % Rec	% Rec Limits	Qualifiers
Total Dissolved Solids	mg/L	250	238	95	90-110	

SAMPLE DUPLICATE: 5101895

Parameter	Units	92845104001 Result	Dup Result	RPD	Max RPD	Qualifiers
Total Dissolved Solids	mg/L	212	208	2	25	

SAMPLE DUPLICATE: 5101896

Parameter	Units	92845115010 Result	Dup Result	RPD	Max RPD	Qualifiers
Total Dissolved Solids	mg/L	113	114	1	25	

Results presented on this page are in the units indicated by the "Units" column except where an alternate unit is presented to the right of the result.

This report shall not be reproduced, except in full,
without the written consent of Pace Analytical Services, LLC.

Pace Analytical Services, LLC
9800 Kincey Ave. Suite 100
Huntersville, NC 28078
(704)875-9092

QUALITY CONTROL DATA

Project: YAT Pooled Upgradient
Pace Project No.: 92845115

QC Batch: 992421
QC Batch Method: SM 2540C-2020
Analysis Method: SM 2540C-2020
Analysis Description: 2540C Total Dissolved Solids
Laboratory: Pace Analytical Services - Asheville
Associated Lab Samples: 92845115020, 92845115021, 92845115022, 92845115023, 92845115024

METHOD BLANK: 5101897
Matrix: Water
Associated Lab Samples: 92845115020, 92845115021, 92845115022, 92845115023, 92845115024

Parameter	Units	Blank Result	Reporting Limit	MDL	Analyzed	Qualifiers
Total Dissolved Solids	mg/L	ND	25.0	25.0	02/22/26 15:27	

LABORATORY CONTROL SAMPLE: 5101898

Parameter	Units	Spike Conc.	LCS Result	LCS % Rec	% Rec Limits	Qualifiers
Total Dissolved Solids	mg/L	250	236	94	90-110	

SAMPLE DUPLICATE: 5101899

Parameter	Units	92845115020 Result	Dup Result	RPD	Max RPD	Qualifiers
Total Dissolved Solids	mg/L	ND	ND		25	

SAMPLE DUPLICATE: 5101900

Parameter	Units	92844948012 Result	Dup Result	RPD	Max RPD	Qualifiers
Total Dissolved Solids	mg/L	41.0	41.0	0	25	

Results presented on this page are in the units indicated by the "Units" column except where an alternate unit is presented to the right of the result.

This report shall not be reproduced, except in full,
without the written consent of Pace Analytical Services, LLC.

Pace Analytical Services, LLC
9800 Kincey Ave. Suite 100
Huntersville, NC 28078
(704)875-9092

QUALITY CONTROL DATA

Project: YAT Pooled Upgradient
Pace Project No.: 92845115

QC Batch: 992323
QC Batch Method: EPA 300.0 Rev 2.1 1993
Analysis Method: EPA 300.0 Rev 2.1 1993
Analysis Description: 300.0 IC Anions
Laboratory: Pace Analytical Services - Asheville
Associated Lab Samples: 92845115001, 92845115002, 92845115003, 92845115004, 92845115005, 92845115006, 92845115007, 92845115008, 92845115009, 92845115010, 92845115011, 92845115012

METHOD BLANK: 5101661
Matrix: Water
Associated Lab Samples: 92845115001, 92845115002, 92845115003, 92845115004, 92845115005, 92845115006, 92845115007, 92845115008, 92845115009, 92845115010, 92845115011, 92845115012

Parameter	Units	Blank Result	Reporting Limit	MDL	Analyzed	Qualifiers
Chloride	mg/L	ND	1.0	0.60	02/21/26 14:02	
Fluoride	mg/L	ND	0.10	0.050	02/21/26 14:02	
Sulfate	mg/L	ND	1.0	0.50	02/21/26 14:02	

LABORATORY CONTROL SAMPLE: 5101662

Parameter	Units	Spike Conc.	LCS Result	LCS % Rec	% Rec Limits	Qualifiers
Chloride	mg/L	50	50.3	101	90-110	
Fluoride	mg/L	2.5	2.4	97	90-110	
Sulfate	mg/L	50	50.7	101	90-110	

MATRIX SPIKE & MATRIX SPIKE DUPLICATE: 5101663 5101664

Parameter	Units	92845115002 Result	MS Spike Conc.	MSD Spike Conc.	MS Result	MSD Result	MS % Rec	MSD % Rec	% Rec Limits	RPD	Max RPD	Qual
Chloride	mg/L	6.9	50	50	56.9	57.3	100	101	90-110	1	10	
Fluoride	mg/L	ND	2.5	2.5	2.6	2.6	103	103	90-110	0	10	
Sulfate	mg/L	0.74J	50	50	50.8	51.2	100	101	90-110	1	10	

MATRIX SPIKE & MATRIX SPIKE DUPLICATE: 5101665 5101666

Parameter	Units	92845115012 Result	MS Spike Conc.	MSD Spike Conc.	MS Result	MSD Result	MS % Rec	MSD % Rec	% Rec Limits	RPD	Max RPD	Qual
Chloride	mg/L	1.1	50	50	51.4	51.9	101	102	90-110	1	10	
Fluoride	mg/L	0.092J	2.5	2.5	2.5	2.5	95	95	90-110	1	10	
Sulfate	mg/L	13.8	50	50	63.4	64.0	99	100	90-110	1	10	

Results presented on this page are in the units indicated by the "Units" column except where an alternate unit is presented to the right of the result.

This report shall not be reproduced, except in full,
without the written consent of Pace Analytical Services, LLC.

Pace Analytical Services, LLC
9800 Kincey Ave. Suite 100
Huntersville, NC 28078
(704)875-9092

QUALITY CONTROL DATA

Project: YAT Pooled Upgradient
Pace Project No.: 92845115

QC Batch: 992349
QC Batch Method: EPA 300.0 Rev 2.1 1993
Analysis Method: EPA 300.0 Rev 2.1 1993
Analysis Description: 300.0 IC Anions
Laboratory: Pace Analytical Services - Asheville
Associated Lab Samples: 92845115013, 92845115014, 92845115015, 92845115016, 92845115017, 92845115018, 92845115019, 92845115020, 92845115021, 92845115022, 92845115023, 92845115024

METHOD BLANK: 5101728
Matrix: Water
Associated Lab Samples: 92845115013, 92845115014, 92845115015, 92845115016, 92845115017, 92845115018, 92845115019, 92845115020, 92845115021, 92845115022, 92845115023, 92845115024

Parameter	Units	Blank Result	Reporting Limit	MDL	Analyzed	Qualifiers
Chloride	mg/L	ND	1.0	0.60	02/21/26 13:52	
Fluoride	mg/L	ND	0.10	0.050	02/21/26 13:52	
Sulfate	mg/L	ND	1.0	0.50	02/21/26 13:52	

LABORATORY CONTROL SAMPLE: 5101729

Parameter	Units	Spike Conc.	LCS Result	LCS % Rec	% Rec Limits	Qualifiers
Chloride	mg/L	50	49.8	100	90-110	
Fluoride	mg/L	2.5	2.6	103	90-110	
Sulfate	mg/L	50	50.0	100	90-110	

MATRIX SPIKE & MATRIX SPIKE DUPLICATE: 5101730 5101731

Parameter	Units	92845115022 Result	MS Spike Conc.	MSD Spike Conc.	MS Result	MSD Result	MS % Rec	MSD % Rec	% Rec Limits	RPD	Max RPD	Qual
Chloride	mg/L	1.7	50	50	51.1	51.3	99	99	90-110	0	10	
Fluoride	mg/L	0.059J	2.5	2.5	2.4	2.4	94	94	90-110	1	10	
Sulfate	mg/L	1.1	50	50	50.4	50.5	99	99	90-110	0	10	

MATRIX SPIKE & MATRIX SPIKE DUPLICATE: 5101732 5101733

Parameter	Units	92845334002 Result	MS Spike Conc.	MSD Spike Conc.	MS Result	MSD Result	MS % Rec	MSD % Rec	% Rec Limits	RPD	Max RPD	Qual
Chloride	mg/L	14.4	50	50	64.4	64.4	100	100	90-110	0	10	
Fluoride	mg/L	0.059J	2.5	2.5	2.5	2.5	97	98	90-110	1	10	
Sulfate	mg/L	83.1	50	50	119	118	72	70	90-110	1	10	M1

Results presented on this page are in the units indicated by the "Units" column except where an alternate unit is presented to the right of the result.

REPORT OF LABORATORY ANALYSIS

This report shall not be reproduced, except in full,
without the written consent of Pace Analytical Services, LLC.

Pace Analytical Services, LLC
9800 Kincey Ave. Suite 100
Huntersville, NC 28078
(704)875-9092

QUALITY CONTROL DATA

Project: YAT Pooled Upgradient
Pace Project No.: 92845115

QC Batch: 993102
QC Batch Method: EPA 3005A
Analysis Method: EPA 6020B
Analysis Description: WC 6020B MET
Laboratory: Pace Analytical Services - West Columbia
Associated Lab Samples: 92845115001, 92845115002, 92845115003, 92845115004

METHOD BLANK: 5104981
Matrix: Water
Associated Lab Samples: 92845115001, 92845115002, 92845115003, 92845115004

Parameter	Units	Blank Result	Reporting Limit	MDL	Analyzed	Qualifiers
Antimony	mg/L	ND	0.0020	0.00043	03/13/26 13:35	
Arsenic	mg/L	ND	0.0020	0.00041	03/13/26 13:35	
Barium	mg/L	ND	0.0050	0.00056	03/13/26 13:35	
Beryllium	mg/L	ND	0.00040	0.00015	03/13/26 13:35	
Boron	mg/L	ND	0.040	0.0073	03/20/26 11:45	
Cadmium	mg/L	ND	0.00050	0.00010	03/13/26 13:35	
Calcium	mg/L	ND	0.40	0.10	03/13/26 13:35	
Chromium	mg/L	ND	0.0050	0.00024	03/13/26 13:35	
Cobalt	mg/L	ND	0.0050	0.00012	03/13/26 13:35	
Lead	mg/L	ND	0.0010	0.00027	03/13/26 13:35	
Magnesium	mg/L	ND	0.050	0.024	03/13/26 13:35	
Molybdenum	mg/L	ND	0.010	0.0020	03/13/26 13:35	
Potassium	mg/L	ND	0.40	0.13	03/13/26 13:35	
Selenium	mg/L	ND	0.0050	0.00050	03/13/26 13:35	
Sodium	mg/L	ND	0.40	0.083	03/13/26 13:35	
Thallium	mg/L	ND	0.00050	0.00017	03/13/26 13:35	

LABORATORY CONTROL SAMPLE: 5104982

Parameter	Units	Spike Conc.	LCS Result	LCS % Rec	% Rec Limits	Qualifiers
Antimony	mg/L	0.1	0.10	104	80-120	
Arsenic	mg/L	0.1	0.11	105	80-120	
Barium	mg/L	0.1	0.10	104	80-120	
Beryllium	mg/L	0.1	0.10	104	80-120	
Boron	mg/L	0.1	0.098	98	80-120	
Cadmium	mg/L	0.1	0.10	104	80-120	
Calcium	mg/L	1	1.0	104	80-120	
Chromium	mg/L	0.1	0.10	105	80-120	
Cobalt	mg/L	0.1	0.11	110	80-120	
Lead	mg/L	0.1	0.099	99	80-120	
Magnesium	mg/L	1	1.0	102	80-120	
Molybdenum	mg/L	0.1	0.096	96	80-120	
Potassium	mg/L	1	1.1	106	80-120	
Selenium	mg/L	0.1	0.10	102	80-120	
Sodium	mg/L	1	1.1	109	80-120	
Thallium	mg/L	0.1	0.11	107	80-120	

Results presented on this page are in the units indicated by the "Units" column except where an alternate unit is presented to the right of the result.

This report shall not be reproduced, except in full,
without the written consent of Pace Analytical Services, LLC.

Pace Analytical Services, LLC
9800 Kincey Ave. Suite 100
Huntersville, NC 28078
(704)875-9092

QUALITY CONTROL DATA

Project: YAT Pooled Upgradient
Pace Project No.: 92845115

MATRIX SPIKE & MATRIX SPIKE DUPLICATE: 5104983 5104984

Parameter	Units	92845013019 Result	MS Spike Conc.	MSD Spike Conc.	MS Result	MSD Result	MS % Rec	MSD % Rec	% Rec Limits	RPD	Max RPD	Qual
Antimony	mg/L	ND	0.1	0.1	0.11	0.10	107	104	75-125	3	20	
Arsenic	mg/L	ND	0.1	0.1	0.11	0.11	107	105	75-125	1	20	
Barium	mg/L	29.2 ug/L	0.1	0.1	0.14	0.13	106	105	75-125	0	20	
Beryllium	mg/L	ND	0.1	0.1	0.11	0.10	106	105	75-125	1	20	
Boron	mg/L	ND	0.1	0.1	0.12	0.12	105	102	75-125	3	20	
Cadmium	mg/L	ND	0.1	0.1	0.11	0.10	107	105	75-125	2	20	
Calcium	mg/L	5.9	1	1	6.9	6.7	104	82	75-125	3	20	
Chromium	mg/L	ND	0.1	0.1	0.11	0.11	107	106	75-125	1	20	
Cobalt	mg/L	ND	0.1	0.1	0.11	0.11	111	107	75-125	3	20	
Lead	mg/L	ND	0.1	0.1	0.10	0.10	102	100	75-125	2	20	
Magnesium	mg/L	2.4	1	1	3.5	3.4	106	100	75-125	2	20	
Molybdenum	mg/L	ND	0.1	0.1	0.098	0.096	98	96	75-125	2	20	
Potassium	mg/L	3.1	1	1	4.1	4.0	107	94	75-125	3	20	
Selenium	mg/L	ND	0.1	0.1	0.11	0.10	106	104	75-125	2	20	
Sodium	mg/L	6.4	1	1	7.5	7.2	105	79	75-125	4	20	
Thallium	mg/L	ND	0.1	0.1	0.11	0.11	108	108	75-125	0	20	

Results presented on this page are in the units indicated by the "Units" column except where an alternate unit is presented to the right of the result.

This report shall not be reproduced, except in full,
without the written consent of Pace Analytical Services, LLC.

Pace Analytical Services, LLC
9800 Kincey Ave. Suite 100
Huntersville, NC 28078
(704)875-9092

QUALITY CONTROL DATA

Project: YAT Pooled Upgradient
Pace Project No.: 92845115

QC Batch: 993110
QC Batch Method: EPA 3005A
Analysis Method: EPA 6020B
Analysis Description: WC 6020B MET
Laboratory: Pace Analytical Services - West Columbia

Associated Lab Samples: 92845115005, 92845115006, 92845115007, 92845115008, 92845115009, 92845115010, 92845115011, 92845115012, 92845115013, 92845115014, 92845115015, 92845115016, 92845115017, 92845115018, 92845115019, 92845115020, 92845115021, 92845115022, 92845115023, 92845115024

METHOD BLANK: 5105048
Matrix: Water

Associated Lab Samples: 92845115005, 92845115006, 92845115007, 92845115008, 92845115009, 92845115010, 92845115011, 92845115012, 92845115013, 92845115014, 92845115015, 92845115016, 92845115017, 92845115018, 92845115019, 92845115020, 92845115021, 92845115022, 92845115023, 92845115024

Parameter	Units	Blank Result	Reporting Limit	MDL	Analyzed	Qualifiers
Antimony	mg/L	ND	0.0020	0.00043	03/12/26 13:45	
Arsenic	mg/L	ND	0.0020	0.00041	03/12/26 13:45	
Barium	mg/L	ND	0.0050	0.00056	03/12/26 13:45	
Beryllium	mg/L	ND	0.00040	0.00015	03/20/26 16:47	
Boron	mg/L	ND	0.040	0.0073	03/20/26 16:47	
Cadmium	mg/L	ND	0.00050	0.00010	03/12/26 13:45	
Calcium	mg/L	ND	0.40	0.10	03/12/26 13:45	
Chromium	mg/L	ND	0.0050	0.00024	03/12/26 13:45	
Cobalt	mg/L	ND	0.0050	0.00012	03/12/26 13:45	
Lead	mg/L	ND	0.0010	0.00027	03/12/26 13:45	
Magnesium	mg/L	ND	0.050	0.024	03/12/26 13:45	
Molybdenum	mg/L	ND	0.010	0.0020	03/12/26 13:45	
Potassium	mg/L	ND	0.40	0.13	03/12/26 13:45	
Selenium	mg/L	ND	0.0050	0.00050	03/12/26 13:45	
Sodium	mg/L	ND	0.40	0.083	03/12/26 13:45	
Thallium	mg/L	ND	0.00050	0.00017	03/12/26 13:45	

LABORATORY CONTROL SAMPLE: 5105049

Parameter	Units	Spike Conc.	LCS Result	LCS % Rec	% Rec Limits	Qualifiers
Antimony	mg/L	0.1	0.10	100	80-120	
Arsenic	mg/L	0.1	0.10	103	80-120	
Barium	mg/L	0.1	0.10	105	80-120	
Beryllium	mg/L	0.1	0.096	96	80-120	
Boron	mg/L	0.1	0.10	100	80-120	
Cadmium	mg/L	0.1	0.10	100	80-120	
Calcium	mg/L	1	1.0	102	80-120	
Chromium	mg/L	0.1	0.10	105	80-120	
Cobalt	mg/L	0.1	0.11	107	80-120	
Lead	mg/L	0.1	0.11	106	80-120	
Magnesium	mg/L	1	1.0	103	80-120	
Molybdenum	mg/L	0.1	0.093	93	80-120	
Potassium	mg/L	1	1.1	105	80-120	
Selenium	mg/L	0.1	0.10	104	80-120	
Sodium	mg/L	1	1.0	105	80-120	

Results presented on this page are in the units indicated by the "Units" column except where an alternate unit is presented to the right of the result.

This report shall not be reproduced, except in full,
without the written consent of Pace Analytical Services, LLC.

Pace Analytical Services, LLC
9800 Kincey Ave. Suite 100
Huntersville, NC 28078
(704)875-9092

QUALITY CONTROL DATA

Project: YAT Pooled Upgradient
Pace Project No.: 92845115

LABORATORY CONTROL SAMPLE: 5105049

Parameter	Units	Spike Conc.	LCS Result	LCS % Rec	% Rec Limits	Qualifiers
Thallium	mg/L	0.1	0.11	106	80-120	

MATRIX SPIKE & MATRIX SPIKE DUPLICATE: 5105050 5105051

Parameter	Units	92845115005 Result	MS Spike Conc.	MSD Spike Conc.	MS Result	MSD Result	MS % Rec	MSD % Rec	% Rec Limits	RPD	Max RPD	Qual
Antimony	mg/L	ND	0.1	0.1	0.10	0.10	102	101	75-125	1	20	
Arsenic	mg/L	ND	0.1	0.1	0.10	0.10	101	102	75-125	1	20	
Barium	mg/L	0.034	0.1	0.1	0.13	0.14	100	102	75-125	2	20	
Beryllium	mg/L	0.00023J	0.1	0.1	0.10	0.10	100	102	75-125	3	20	
Boron	mg/L	0.078	0.1	0.1	0.18	0.19	104	108	75-125	2	20	
Cadmium	mg/L	ND	0.1	0.1	0.10	0.10	103	103	75-125	0	20	
Calcium	mg/L	5.3	1	1	6.2	6.1	97	82	75-125	2	20	
Chromium	mg/L	ND	0.1	0.1	0.10	0.11	105	105	75-125	1	20	
Cobalt	mg/L	0.00015J	0.1	0.1	0.11	0.10	105	104	75-125	1	20	
Lead	mg/L	ND	0.1	0.1	0.10	0.10	102	102	75-125	0	20	
Magnesium	mg/L	3.0	1	1	3.9	3.9	98	95	75-125	1	20	
Molybdenum	mg/L	ND	0.1	0.1	0.094	0.094	94	94	75-125	0	20	
Potassium	mg/L	2.0	1	1	3.0	3.0	96	99	75-125	1	20	
Selenium	mg/L	0.00074J	0.1	0.1	0.10	0.10	104	102	75-125	2	20	
Sodium	mg/L	10.8	1	1	11.8	11.8	94	98	75-125	0	20	
Thallium	mg/L	ND	0.1	0.1	0.10	0.11	104	108	75-125	4	20	

Results presented on this page are in the units indicated by the "Units" column except where an alternate unit is presented to the right of the result.

This report shall not be reproduced, except in full,
without the written consent of Pace Analytical Services, LLC.

Pace Analytical Services, LLC
9800 Kincey Ave. Suite 100
Huntersville, NC 28078
(704)875-9092

QUALITY CONTROL DATA

Project: YAT Pooled Upgradient
Pace Project No.: 92845115

QC Batch: 992430
QC Batch Method: EPA 7470A
Analysis Method: EPA 7470A
Analysis Description: WCOL 7470 Mercury
Laboratory: Pace Analytical Services - West Columbia

Associated Lab Samples: 92845115001, 92845115002, 92845115003, 92845115004, 92845115005, 92845115006, 92845115007, 92845115008, 92845115009, 92845115010, 92845115011, 92845115012, 92845115013, 92845115014, 92845115015, 92845115016, 92845115017

METHOD BLANK: 5101919
Matrix: Water

Associated Lab Samples: 92845115001, 92845115002, 92845115003, 92845115004, 92845115005, 92845115006, 92845115007, 92845115008, 92845115009, 92845115010, 92845115011, 92845115012, 92845115013, 92845115014, 92845115015, 92845115016, 92845115017

Parameter	Units	Blank Result	Reporting Limit	MDL	Analyzed	Qualifiers
Mercury	mg/L	ND	0.00020	0.000091	02/24/26 23:52	

LABORATORY CONTROL SAMPLE: 5101920

Parameter	Units	Spike Conc.	LCS Result	LCS % Rec	% Rec Limits	Qualifiers
Mercury	mg/L	0.002	0.0021	105	80-120	

MATRIX SPIKE & MATRIX SPIKE DUPLICATE: 5101921 5101922

Parameter	Units	92845115010 Result	MS Spike Conc.	MSD Spike Conc.	MS Result	MSD Result	MS % Rec	MSD % Rec	% Rec Limits	RPD	Max RPD	Qual
Mercury	mg/L	0.00011J	0.002	0.002	0.0021	0.0021	102	101	80-120	1	20	

Results presented on this page are in the units indicated by the "Units" column except where an alternate unit is presented to the right of the result.

REPORT OF LABORATORY ANALYSIS

This report shall not be reproduced, except in full,
without the written consent of Pace Analytical Services, LLC.

Pace Analytical Services, LLC
9800 Kincey Ave. Suite 100
Huntersville, NC 28078
(704)875-9092

QUALITY CONTROL DATA

Project: YAT Pooled Upgradient
Pace Project No.: 92845115

QC Batch: 992431
QC Batch Method: EPA 7470A
Analysis Method: EPA 7470A
Analysis Description: WCOL 7470 Mercury
Laboratory: Pace Analytical Services - West Columbia
Associated Lab Samples: 92845115018, 92845115019, 92845115020, 92845115021, 92845115022, 92845115023, 92845115024

METHOD BLANK: 5101923 Matrix: Water
Associated Lab Samples: 92845115018, 92845115019, 92845115020, 92845115021, 92845115022, 92845115023, 92845115024

Parameter	Units	Blank Result	Reporting Limit	MDL	Analyzed	Qualifiers
Mercury	mg/L	ND	0.00020	0.000091	02/25/26 18:24	

LABORATORY CONTROL SAMPLE: 5101924

Parameter	Units	Spike Conc.	LCS Result	LCS % Rec	% Rec Limits	Qualifiers
Mercury	mg/L	0.002	0.0020	102	80-120	

MATRIX SPIKE & MATRIX SPIKE DUPLICATE: 5101925 5101926

Parameter	Units	92845115021 Result	MS Spike Conc.	MSD Spike Conc.	MS Result	MSD Result	MS % Rec	MSD % Rec	% Rec Limits	RPD	Max RPD	Qual
Mercury	mg/L	ND	0.002	0.002	0.0019	0.0021	96	104	80-120	8	20	

Results presented on this page are in the units indicated by the "Units" column except where an alternate unit is presented to the right of the result.

This report shall not be reproduced, except in full,
without the written consent of Pace Analytical Services, LLC.

Pace Analytical Services, LLC
9800 Kincey Ave. Suite 100
Huntersville, NC 28078
(704)875-9092

QUALIFIERS

Project: YAT Pooled Upgradient
Pace Project No.: 92845115

DEFINITIONS

DF - Dilution Factor, if reported, represents the factor applied to the reported data due to dilution of the sample aliquot.

ND - Not Detected at or above adjusted reporting limit.

TNTC - Too Numerous To Count

J - Estimated concentration above the adjusted method detection limit and below the adjusted reporting limit.

MDL - Adjusted Method Detection Limit.

PQL - Practical Quantitation Limit.

RL - Reporting Limit - The lowest concentration value that meets project requirements for quantitative data with known precision and bias for a specific analyte in a specific matrix.

S - Surrogate

1,2-Diphenylhydrazine decomposes to and cannot be separated from Azobenzene using Method 8270. The result for each analyte is a combined concentration.

Consistent with EPA guidelines, unrounded data are displayed and have been used to calculate % recovery and RPD values.

LCS(D) - Laboratory Control Sample (Duplicate)

MS(D) - Matrix Spike (Duplicate)

DUP - Sample Duplicate

RPD - Relative Percent Difference

NC - Not Calculable.

SG - Silica Gel - Clean-Up

U - Indicates the compound was analyzed for, but not detected.

Acid preservation may not be appropriate for 2 Chloroethylvinyl ether.

A separate vial preserved to a pH of 4-5 is recommended in SW846 Chapter 4 for the analysis of Acrolein and Acrylonitrile by EPA Method 8260.

N-Nitrosodiphenylamine decomposes and cannot be separated from Diphenylamine using Method 8270. The result reported for each analyte is a combined concentration.

Reported results are not rounded until the final step prior to reporting. Therefore, calculated parameters that are typically reported as "Total" may vary slightly from the sum of the reported component parameters.

Pace Analytical is TNI accredited. Contact your Pace PM for the current list of accredited analytes.

TNI - The NELAC Institute.

WORKORDER QUALIFIERS

WO: 92845115

[1]	ARCADIS
[2]	DO NOT DILUTE. MUST MEET REPORTING LIMITS. LET PM KNOW FIRST IF THERE ARE ISSUES.

ANALYTE QUALIFIERS

J	Analyte detected below the reporting limit, therefore result is an estimate. This qualifier is also used for all TICs.
M1	Matrix spike recovery exceeded QC limits. Batch accepted based on laboratory control sample (LCS) recovery.

This report shall not be reproduced, except in full,
without the written consent of Pace Analytical Services, LLC.

Pace Analytical Services, LLC
9800 Kincey Ave. Suite 100
Huntersville, NC 28078
(704)875-9092

QUALITY CONTROL DATA CROSS REFERENCE TABLE

Project: YAT Pooled Upgradient
Pace Project No.: 92845115

Lab ID	Sample ID	QC Batch Method	QC Batch	Analytical Method	Analytical Batch
92845115001	**YAT-YGWA-17S**	3015	2698976	EPA 6020B	2698976
92845115002	**YAT-YGWA-18S**	3015	2698976	EPA 6020B	2698976
92845115003	**YAT-YGWA-18I**	3015	2698976	EPA 6020B	2698976
92845115004	**YAT-YGWA-39**	3015	2698976	EPA 6020B	2698976
92845115005	**YAT-YGWA-40**	3015	2698976	EPA 6020B	2698976
92845115006	**YAT-YGWA-3D**	3015	2698976	EPA 6020B	2698976
92845115007	**YAT-UGRD-FB-2**	3015	2698976	EPA 6020B	2698976
92845115008	**YAT-UGRD-FD-2**	3015	2698976	EPA 6020B	2698976
92845115009	**YAT-YGWA-1I**	3015	2698976	EPA 6020B	2698976
92845115010	**YAT-YGWA-1D**	3015	2698976	EPA 6020B	2698976
92845115011	**YAT-YGWA-2I**	3015	2698976	EPA 6020B	2698976
92845115012	**YAT-YGWA-3I**	3015	2698976	EPA 6020B	2698976
92845115013	**YAT-UGRD-EB-1**	3015	2698976	EPA 6020B	2698976
92845115014	**YAT-UGRD-FD-1**	3015	2698976	EPA 6020B	2698976
92845115015	**YAT-YGWA-21I**	3015	2698976	EPA 6020B	2698976
92845115016	**YAT-YGWA-4I**	3015	2698976	EPA 6020B	2698976
92845115017	**YAT-YGWA-5I**	3015	2698976	EPA 6020B	2698976
92845115018	**YAT-YGWA-5D**	3015	2698976	EPA 6020B	2698976
92845115019	**YAT-YGWA-20S**	3015	2698976	EPA 6020B	2698976
92845115020	**YAT-UGRD-FB-2**	3015	2698976	EPA 6020B	2698976
92845115021	**YAT-YGWA-47**	3015	2698968	EPA 6020B	2698968
92845115022	**YAT-YGWA-30I**	3015	2698968	EPA 6020B	2698968
92845115023	**YAT-YGWA-14S**	3015	2698968	EPA 6020B	2698968
92845115024	**YAT-UGRD-FB-1**	3015	2698968	EPA 6020B	2698968
92845115001	**YAT-YGWA-17S**	SM 2320B-2021	993015		
92845115002	**YAT-YGWA-18S**	SM 2320B-2021	993015		
92845115003	**YAT-YGWA-18I**	SM 2320B-2021	993998		
92845115004	**YAT-YGWA-39**	SM 2320B-2021	993998		
92845115005	**YAT-YGWA-40**	SM 2320B-2021	993998		
92845115006	**YAT-YGWA-3D**	SM 2320B-2021	993998		
92845115007	**YAT-UGRD-FB-2**	SM 2320B-2021	993998		
92845115008	**YAT-UGRD-FD-2**	SM 2320B-2021	993998		
92845115009	**YAT-YGWA-1I**	SM 2320B-2021	993998		
92845115010	**YAT-YGWA-1D**	SM 2320B-2021	993998		
92845115011	**YAT-YGWA-2I**	SM 2320B-2021	993998		
92845115012	**YAT-YGWA-3I**	SM 2320B-2021	993998		
92845115013	**YAT-UGRD-EB-1**	SM 2320B-2021	993998		
92845115014	**YAT-UGRD-FD-1**	SM 2320B-2021	993998		
92845115015	**YAT-YGWA-21I**	SM 2320B-2021	993998		
92845115016	**YAT-YGWA-4I**	SM 2320B-2021	993998		
92845115017	**YAT-YGWA-5I**	SM 2320B-2021	993998		
92845115018	**YAT-YGWA-5D**	SM 2320B-2021	993998		
92845115019	**YAT-YGWA-20S**	SM 2320B-2021	993998		
92845115020	**YAT-UGRD-FB-2**	SM 2320B-2021	993998		
92845115021	**YAT-YGWA-47**	SM 2320B-2021	993998		
92845115022	**YAT-YGWA-30I**	SM 2320B-2021	993998		
92845115023	**YAT-YGWA-14S**	SM 2320B-2021	993999		

This report shall not be reproduced, except in full,
without the written consent of Pace Analytical Services, LLC.

Pace Analytical Services, LLC
9800 Kincey Ave. Suite 100
Huntersville, NC 28078
(704)875-9092

QUALITY CONTROL DATA CROSS REFERENCE TABLE

Project: YAT Pooled Upgradient
Pace Project No.: 92845115

Lab ID	Sample ID	QC Batch Method	QC Batch	Analytical Method	Analytical Batch
92845115024	**YAT-UGRD-FB-1**	SM 2320B-2021	993999		
92845115001	**YAT-YGWA-17S**	SM 2540C-2020	992420		
92845115002	**YAT-YGWA-18S**	SM 2540C-2020	992420		
92845115003	**YAT-YGWA-18I**	SM 2540C-2020	992420		
92845115004	**YAT-YGWA-39**	SM 2540C-2020	992420		
92845115005	**YAT-YGWA-40**	SM 2540C-2020	992420		
92845115006	**YAT-YGWA-3D**	SM 2540C-2020	992420		
92845115007	**YAT-UGRD-FB-2**	SM 2540C-2020	992420		
92845115008	**YAT-UGRD-FD-2**	SM 2540C-2020	992420		
92845115009	**YAT-YGWA-1I**	SM 2540C-2020	992420		
92845115010	**YAT-YGWA-1D**	SM 2540C-2020	992420		
92845115011	**YAT-YGWA-2I**	SM 2540C-2020	992420		
92845115012	**YAT-YGWA-3I**	SM 2540C-2020	992420		
92845115013	**YAT-UGRD-EB-1**	SM 2540C-2020	992420		
92845115014	**YAT-UGRD-FD-1**	SM 2540C-2020	992420		
92845115015	**YAT-YGWA-21I**	SM 2540C-2020	992420		
92845115016	**YAT-YGWA-4I**	SM 2540C-2020	992420		
92845115017	**YAT-YGWA-5I**	SM 2540C-2020	992420		
92845115018	**YAT-YGWA-5D**	SM 2540C-2020	992420		
92845115019	**YAT-YGWA-20S**	SM 2540C-2020	992420		
92845115020	**YAT-UGRD-FB-2**	SM 2540C-2020	992421		
92845115021	**YAT-YGWA-47**	SM 2540C-2020	992421		
92845115022	**YAT-YGWA-30I**	SM 2540C-2020	992421		
92845115023	**YAT-YGWA-14S**	SM 2540C-2020	992421		
92845115024	**YAT-UGRD-FB-1**	SM 2540C-2020	992421		
92845115001	**YAT-YGWA-17S**	EPA 300.0 Rev 2.1 1993	992323		
92845115002	**YAT-YGWA-18S**	EPA 300.0 Rev 2.1 1993	992323		
92845115003	**YAT-YGWA-18I**	EPA 300.0 Rev 2.1 1993	992323		
92845115004	**YAT-YGWA-39**	EPA 300.0 Rev 2.1 1993	992323		
92845115005	**YAT-YGWA-40**	EPA 300.0 Rev 2.1 1993	992323		
92845115006	**YAT-YGWA-3D**	EPA 300.0 Rev 2.1 1993	992323		
92845115007	**YAT-UGRD-FB-2**	EPA 300.0 Rev 2.1 1993	992323		
92845115008	**YAT-UGRD-FD-2**	EPA 300.0 Rev 2.1 1993	992323		
92845115009	**YAT-YGWA-1I**	EPA 300.0 Rev 2.1 1993	992323		
92845115010	**YAT-YGWA-1D**	EPA 300.0 Rev 2.1 1993	992323		
92845115011	**YAT-YGWA-2I**	EPA 300.0 Rev 2.1 1993	992323		
92845115012	**YAT-YGWA-3I**	EPA 300.0 Rev 2.1 1993	992323		
92845115013	**YAT-UGRD-EB-1**	EPA 300.0 Rev 2.1 1993	992349		
92845115014	**YAT-UGRD-FD-1**	EPA 300.0 Rev 2.1 1993	992349		
92845115015	**YAT-YGWA-21I**	EPA 300.0 Rev 2.1 1993	992349		
92845115016	**YAT-YGWA-4I**	EPA 300.0 Rev 2.1 1993	992349		
92845115017	**YAT-YGWA-5I**	EPA 300.0 Rev 2.1 1993	992349		
92845115018	**YAT-YGWA-5D**	EPA 300.0 Rev 2.1 1993	992349		
92845115019	**YAT-YGWA-20S**	EPA 300.0 Rev 2.1 1993	992349		
92845115020	**YAT-UGRD-FB-2**	EPA 300.0 Rev 2.1 1993	992349		
92845115021	**YAT-YGWA-47**	EPA 300.0 Rev 2.1 1993	992349		
92845115022	**YAT-YGWA-30I**	EPA 300.0 Rev 2.1 1993	992349		

This report shall not be reproduced, except in full,
without the written consent of Pace Analytical Services, LLC.

Pace Analytical Services, LLC
9800 Kincey Ave. Suite 100
Huntersville, NC 28078
(704)875-9092

QUALITY CONTROL DATA CROSS REFERENCE TABLE

Project: YAT Pooled Upgradient
Pace Project No.: 92845115

Lab ID	Sample ID	QC Batch Method	QC Batch	Analytical Method	Analytical Batch
92845115023	**YAT-YGWA-14S**	EPA 300.0 Rev 2.1 1993	992349		
92845115024	**YAT-UGRD-FB-1**	EPA 300.0 Rev 2.1 1993	992349		
92845115001	**YAT-YGWA-17S**	EPA 3005A	993102	EPA 6020B	996524
92845115002	**YAT-YGWA-18S**	EPA 3005A	993102	EPA 6020B	996524
92845115003	**YAT-YGWA-18I**	EPA 3005A	993102	EPA 6020B	996524
92845115004	**YAT-YGWA-39**	EPA 3005A	993102	EPA 6020B	996524
92845115005	**YAT-YGWA-40**	EPA 3005A	993110	EPA 6020B	996492
92845115006	**YAT-YGWA-3D**	EPA 3005A	993110	EPA 6020B	996492
92845115007	**YAT-UGRD-FB-2**	EPA 3005A	993110	EPA 6020B	996492
92845115008	**YAT-UGRD-FD-2**	EPA 3005A	993110	EPA 6020B	996492
92845115009	**YAT-YGWA-1I**	EPA 3005A	993110	EPA 6020B	996492
92845115010	**YAT-YGWA-1D**	EPA 3005A	993110	EPA 6020B	996492
92845115011	**YAT-YGWA-2I**	EPA 3005A	993110	EPA 6020B	996492
92845115012	**YAT-YGWA-3I**	EPA 3005A	993110	EPA 6020B	996492
92845115013	**YAT-UGRD-EB-1**	EPA 3005A	993110	EPA 6020B	996492
92845115014	**YAT-UGRD-FD-1**	EPA 3005A	993110	EPA 6020B	996492
92845115015	**YAT-YGWA-21I**	EPA 3005A	993110	EPA 6020B	996492
92845115016	**YAT-YGWA-4I**	EPA 3005A	993110	EPA 6020B	996492
92845115017	**YAT-YGWA-5I**	EPA 3005A	993110	EPA 6020B	996492
92845115018	**YAT-YGWA-5D**	EPA 3005A	993110	EPA 6020B	996492
92845115019	**YAT-YGWA-20S**	EPA 3005A	993110	EPA 6020B	996492
92845115020	**YAT-UGRD-FB-2**	EPA 3005A	993110	EPA 6020B	996492
92845115021	**YAT-YGWA-47**	EPA 3005A	993110	EPA 6020B	996492
92845115022	**YAT-YGWA-30I**	EPA 3005A	993110	EPA 6020B	996492
92845115023	**YAT-YGWA-14S**	EPA 3005A	993110	EPA 6020B	996492
92845115024	**YAT-UGRD-FB-1**	EPA 3005A	993110	EPA 6020B	996492
92845115001	**YAT-YGWA-17S**	EPA 7470A	992430	EPA 7470A	993144
92845115002	**YAT-YGWA-18S**	EPA 7470A	992430	EPA 7470A	993144
92845115003	**YAT-YGWA-18I**	EPA 7470A	992430	EPA 7470A	993144
92845115004	**YAT-YGWA-39**	EPA 7470A	992430	EPA 7470A	993144
92845115005	**YAT-YGWA-40**	EPA 7470A	992430	EPA 7470A	993144
92845115006	**YAT-YGWA-3D**	EPA 7470A	992430	EPA 7470A	993144
92845115007	**YAT-UGRD-FB-2**	EPA 7470A	992430	EPA 7470A	993144
92845115008	**YAT-UGRD-FD-2**	EPA 7470A	992430	EPA 7470A	993144
92845115009	**YAT-YGWA-1I**	EPA 7470A	992430	EPA 7470A	993144
92845115010	**YAT-YGWA-1D**	EPA 7470A	992430	EPA 7470A	993144
92845115011	**YAT-YGWA-2I**	EPA 7470A	992430	EPA 7470A	993144
92845115012	**YAT-YGWA-3I**	EPA 7470A	992430	EPA 7470A	993144
92845115013	**YAT-UGRD-EB-1**	EPA 7470A	992430	EPA 7470A	993144
92845115014	**YAT-UGRD-FD-1**	EPA 7470A	992430	EPA 7470A	993144
92845115015	**YAT-YGWA-21I**	EPA 7470A	992430	EPA 7470A	993144
92845115016	**YAT-YGWA-4I**	EPA 7470A	992430	EPA 7470A	993144
92845115017	**YAT-YGWA-5I**	EPA 7470A	992430	EPA 7470A	993144
92845115018	**YAT-YGWA-5D**	EPA 7470A	992431	EPA 7470A	993453
92845115019	**YAT-YGWA-20S**	EPA 7470A	992431	EPA 7470A	993453
92845115020	**YAT-UGRD-FB-2**	EPA 7470A	992431	EPA 7470A	993453
92845115021	**YAT-YGWA-47**	EPA 7470A	992431	EPA 7470A	993453

This report shall not be reproduced, except in full,
without the written consent of Pace Analytical Services, LLC.

Pace Analytical Services, LLC
9800 Kincey Ave. Suite 100
Huntersville, NC 28078
(704)875-9092

QUALITY CONTROL DATA CROSS REFERENCE TABLE

Project: YAT Pooled Upgradient
Pace Project No.: 92845115

Lab ID	Sample ID	QC Batch Method	QC Batch	Analytical Method	Analytical Batch
92845115022	**YAT-YGWA-30I**	EPA 7470A	992431	EPA 7470A	993453
92845115023	**YAT-YGWA-14S**	EPA 7470A	992431	EPA 7470A	993453
92845115024	**YAT-UGRD-FB-1**	EPA 7470A	992431	EPA 7470A	993453

This report shall not be reproduced, except in full,
without the written consent of Pace Analytical Services, LLC.

Pace	DC#_Title: ENV-FRM-HUN1-0083 v05_Sample Condition Upon Receipt
	Effective Date: 05/24/2024

Laboratory receiving samples:
Asheville ☐ Eden ☐ Greenwood ☐ Huntersville ☐ Raleigh ☐ Mechanicsville ☐ Atlanta ☑ Kernersville ☐

Sample Condition Upon Receipt

Client Name: GA Power

Project #:

WO# : 92845115
92845115

Courier: ☐ Fed Ex ☐ UPS ☐ USPS ☐ Client ☐ Commercial ☑ Pace ☐ Other:____

Custody Seal Present? ☑ Yes ☐ No **Seals Intact?** ☑ Yes ☐ No ☐ N/A

Date/Initials Person Examining Contents: JG 2/19/26

Packing Material: ☑ Bubble Wrap ☐ Bubble Bags ☐ None ☐ Other

Biological Tissue Frozen? ☐ Yes ☐ No ☑ N/A

Thermometer:
☑ IR Gun ID: 214

Type of Ice: ☑ Wet ☐ Blue ☐ None

Cooler Temp: 3.8

Correction Factor: Add/Subtract (°C) 0.0

Cooler Temp Corrected (°C): 3.8

Temp should be above freezing to 6°C
☐ Samples out of temp criteria. Samples on ice, cooling process has begun

USDA Regulated Soil (☐ N/A, water sample)
Did samples originate in a quarantine zone within the United States: CA, NY, or SC (check maps)? ☐ Yes ☐ No

Did samples originate from a foreign source (internationally, including Hawaii and Puerto Rico)? ☐ Yes ☐ No

				Comments/Discrepancy:
Chain of Custody Present?	☑ Yes	☐ No	☐ N/A	1.
Samples Arrived within Hold Time?	☑ Yes	☐ No	☐ N/A	2.
Short Hold Time Analysis (<72 hr.)?	☐ Yes	☑ No	☐ N/A	3.
Rush Turn Around Time Requested?	☐ Yes	☑ No	☐ N/A	4.
Sufficient Volume?	☑ Yes	☐ No	☐ N/A	5.
Correct Containers Used?	☑ Yes	☐ No	☐ N/A	6.
-Pace Containers Used?	☑ Yes	☐ No	☐ N/A	
Containers Intact?	☑ Yes	☐ No	☐ N/A	7.
Dissolved analysis: Samples Field Filtered?	☐ Yes	☐ No	☑ N/A	8.
Sample Labels Match COC? -Includes Date/Time/ID/Analysis Matrix: WG	☑ Yes	☐ No	☐ N/A	9. 2 Samples present but not listed on COC
Headspace in VOA Vials (>5-6mm)?	☐ Yes	☐ No	☑ N/A	10.
Trip Blank Present?	☐ Yes	☐ No	☑ N/A	11.
Trip Blank Custody Seals Present?	☐ Yes	☐ No	☑ N/A	

COMMENTS/SAMPLE DISCREPANCY

Field Data Required? ☐ Yes ☐ No

Sample 24 - YAT-UGRD-FD-2 Collected 2/17/26 @ 00:00
Sample 25 - YAT-UGRD-EB-2 Collected 2/17/26 @ 12:20

Lot ID of split containers:

CLIENT NOTIFICATION/RESOLUTION

Person contacted: _____ Date/Time: _____

Project Manager SCURF Review: _____ **Date:** _____

Project Manager SRF Review: _____ **Date:** _____

*Check mark top half of box if pH and/or dechlorination is verified and within the acceptance range for preservation samples.
Exceptions: VOA, Coliform, TOC, Oil and Grease, DRO/8015 (water) DOC, LLHg
**Bottom half of box is to list number of bottles
***Check all unpreserved Nitrates for chlorine

Project # WO#: 92845115
PM: BV Due Date: 03/05/26
CLIENT: 92-GP-Yates

Laboratory Receiving Location: Asheville ☐ Eden ☐ Greenwood ☐ Huntersville ☐ Raleigh ☐ Mechanicsville ☐ Atlanta ☐ Kernersville ☐

Client GA Power Profile/EZ (Circle one) _____ Notes _____

Item#	BP4U-125 mL Plastic Unpreserved (N/A) (Cl-)	BP3U-250 mL Plastic Unpreserved (N/A)	BP2U-500 mL Plastic Unpreserved (N/A)	BP1U-1 liter Plastic Unpreserved (N/A)	GPIN	BP4S-125 mL Plastic H2SO4 (pH < 2) (Cl-)	BP3N-250 mL plastic HNO3 (pH < 2)	BP4Z-125 mL Plastic ZN Acetate & NaOH (>9)	BP4B-125 mL Plastic NaOH (pH > 12) (Cl-)	WGFU-Wide-mouthed Glass jar Unpreserved	AG1U-1 liter Amber Unpreserved (N/A) (Cl-)	AG1H-1 liter Amber HCl (pH < 2)	AG3U-250 mL Amber Unpreserved (N/A) (Cl-)	AG1S-1 liter Amber H2SO4 (pH < 2)	AG3S-250 mL Amber H2SO4 (pH < 2)	DG9A-40 mL Amber NH4Cl (N/A)(Cl-)	DG9H-40 mL VOA HCl (N/A)	VG9T-40 mL VOA Na2S2O3 (N/A)	VG9U-40 mL VOA Unpreserved (N/A)	DG9V-40 mL VOA H3PO4 (N/A)	KP7U-50 mL Plastic Unpreserved (N/A)	V/GK (3 vials per kit)-VPH/Gas kit (N/A)	SP5T-125 mL Sterile Plastic (N/A – lab)	SP2T-250 mL Sterile Plastic (N/A – lab)		BP3R-250 mL Plastic (NH2)2SO4 (9.3-9.7)	AG0U-100 mL Amber Unpreserved (N/A) (Cl-)	VSGU-20 mL Scintillation vials (N/A)	DG9U-40 mL Amber Unpreserved vials (N/A)
CC																													
1		2	1		2		2 ✓																						
2		2	1		2		2 ✓																						
3		2	1		2		2 ✓																						
4		2	1		2		2 ✓																						
5		2	1		2		2 ✓																						
6		2	1		2		2 ✓																						
7		2	1		2		2 ✓																						
8		2	1		2		2 ✓																						
9		2	1		2		2 ✓																						
10		2	1		2		2 ✓																						
11		2	1		2		2 ✓																						
12		2	1		2		2 ✓																						

pH Adjustment Log for Preserved Samples

Sample ID	Type of Preservative	pH upon receipt	Date preservation adjusted	Time preservation adjusted	Amount of Preservative added	Lot #

Note: Whenever there is a discrepancy affecting North Carolina compliance samples, a copy of this form will be sent to the North Carolina DENR Certification Office (i.e. Out of hold, incorrect preservative, out of temp, incorrect containers.

*Check mark top half of box if pH and/or dechlorination is verified and within the acceptance range for preservation samples.
Exceptions: VOA, Coliform, TOC, Oil and Grease, DRO/8015 (water) DOC, LLHg
**Bottom half of box is to list number of bottles
***Check all unpreserved Nitrates for chlorine

Project #

Laboratory Receiving Location: Asheville ☐ Eden ☐ Greenwood ☐ Huntersville ☐ Raleigh ☐ Mechanicsville ☐ Atlanta ☐ Kernersville ☐

Client GA Power Profile/EZ (Circle one)_____ Notes_____

Item#	BP4U-125 mL Plastic Unpreserved (N/A) (Cl-)	BP3U-250 mL Plastic Unpreserved (N/A)	BP2U-500 mL Plastic Unpreserved (N/A)	BP1U-1 liter Plastic Unpreserved (N/A)	BPIN	BP4S-125 mL Plastic H2SO4 (pH < 2) (Cl-)	BP3N-250 mL plastic HNO3 (pH < 2)	BP4Z-125 mL Plastic ZN Acetate & NaOH (>9)	BP4B-125 mL Plastic NaOH (pH > 12) (Cl-)	WGFU-Wide-mouthed Glass jar Unpreserved	AG1U-1 liter Amber Unpreserved (N/A) (Cl-)	AG1H-1 liter Amber HCl (pH < 2)	AG3U-250 mL Amber Unpreserved (N/A) (Cl-)	AG1S-1 liter Amber H2SO4 (pH < 2)	AG3S-250 mL Amber H2SO4 (pH < 2)	DG94-40 mL Amber NH4Cl (N/A)(Cl-)	DG9H-40 mL VOA HCl (N/A)	VG9T-40 mL VOA Na2S2O3 (N/A)	VG9U-40 mL VOA Unpreserved (N/A)	DG9V-40 mL VOA H3PO4 (N/A)	KP7U-50 mL Plastic Unpreserved (N/A)	V/GK (3 vials per kit)-VPH/Gas kit (N/A)	SP5T-125 mL Sterile Plastic (N/A – lab)	SP2T-250 mL Sterile Plastic (N/A – lab)		BP3R-250 mL Plastic (NH2)2SO4 (9.3-9.7)	AG0U-100 mL Amber Unpreserved (N/A) (Cl-)	VSGU-20 mL Scintillation vials (N/A)	DG9U-40 mL Amber Unpreserved vials (N/A)
CC																													
~~1~~ 13		2	1		2		2 ✓																						
~~2~~ 14		2	1		2		2 ✓																						
~~3~~ 15		2	1		2		2 ✓																						
~~4~~ 16		2	1		2		2 ✓																						
~~5~~ 17		2	1		2		2 ✓																						
~~6~~ 18		2	1		2		2 ✓																						
~~7~~ 19		2	1		2		2 ✓																						
~~8~~ 20		2	1		2		2 ✓																						
~~9~~ 21		2	1		2		2 ✓																						
~~10~~ 22		2	1		2		2 ✓																						
~~11~~ 23		2	1		2		2 ✓																						
~~12~~ 24		2	1		2		2 ✓																						

pH Adjustment Log for Preserved Samples

Sample ID	Type of Preservative	pH upon receipt	Date preservation adjusted	Time preservation adjusted	Amount of Preservative added	Lot #

Note: Whenever there is a discrepancy affecting North Carolina compliance samples, a copy of this form will be sent to the North Carolina DENR Certification Office (i.e. Out of hold, incorrect preservative, out of temp, incorrect containers.

*Check mark top half of box if pH and/or dechlorination is verified and within the acceptance range for preservation samples.
Exceptions: VOA, Coliform, TOC, Oil and Grease, DRO/8015 (water) DOC, LLHg
**Bottom half of box is to list number of bottles
***Check all unpreserved Nitrates for chlorine

Project #

Laboratory Receiving Location: Asheville ☐ Eden ☐ Greenwood ☐ Huntersville ☐ Raleigh ☐ Mechanicsville ☐ Atlanta ☐ Kernersville ☐

Client GA Power Profile/EZ (Circle one)_____ Notes_____

Item#	BP4U-125 mL Plastic Unpreserved (N/A) (Cl-)	BP3U-250 mL Plastic Unpreserved (N/A)	BP2U-500 mL Plastic Unpreserved (N/A)	BP1U-1 liter Plastic Unpreserved (N/A)	BP1N	BP4S-125 mL Plastic H2SO4 (pH < 2) (Cl-)	BP3N-250 mL plastic HNO3 (pH < 2)	BP4Z-125 mL Plastic ZN Acetate & NaOH (>9)	BP4B-125 mL Plastic NaOH (pH > 12) (Cl-)	WGFU-Wide-mouthed Glass jar Unpreserved	AG1U-1 liter Amber Unpreserved (N/A) (Cl-)	AG1H-1 liter Amber HCl (pH < 2)	AG3U-250 mL Amber Unpreserved (N/A) (Cl-)	AG1S-1 liter Amber H2SO4 (pH < 2)	AG3S-250 mL Amber H2SO4 (pH < 2)	DG94-40 mL Amber NH4Cl (N/A)(Cl-)	DG9H-40 mL VOA HCl (N/A)	VG9T-40 mL VOA Na2S2O3 (N/A)	VG9U-40 mL VOA Unpreserved (N/A)	DG9V-40 mL VOA H3PO4 (N/A)	KP7U-50 mL Plastic Unpreserved (N/A)	V/GK (3 vials per kit)-VPH/Gas kit (N/A)	SP5T-125 mL Sterile Plastic (N/A – lab)	SP2T-250 mL Sterile Plastic (N/A – lab)		BP3R-250 mL Plastic (NH2)2SO4 (9.3-9.7)	AG0U-100 mL Amber Unpreserved (N/A) (Cl-)	VSGU-20 mL Scintillation vials (N/A)	DG9U-40 mL Amber Unpreserved vials (N/A)
CC																													
1 25		2	1		2		2																						
2																													
3																													
4																													
5																													
6																													
7																													
8																													
9																													
10																													
11																													
12																													

pH Adjustment Log for Preserved Samples

Sample ID	Type of Preservative	pH upon receipt	Date preservation adjusted	Time preservation adjusted	Amount of Preservative added	Lot #

Note: Whenever there is a discrepancy affecting North Carolina compliance samples, a copy of this form will be sent to the North Carolina DENR Certification Office (i.e. Out of hold, incorrect preservative, out of temp, incorrect containers.

Pace® Location Requested (City/State):
Pace Analytical Charlotte
9800 Kincey Ave. Suite 100, Huntersville, NC 28078

CHAIN-OF-CUSTODY Analytical Request Document

Chain-of-Custody is a LEGAL DOCUMENT - Complete all relevant fields

LAB USE ONLY- Affix Workorder/Login Label Here

Scan QR Code for instructions

Company Name: Southern Company
Street Address: 241 Ralph McGill Blvd, Atlanta, GA 30308

Contact/Report To: Trey Singleton
Phone #: 205.346.3317
E-Mail: rosingle@southernco.com
Cc E-Mail: Arcadis contacts

Customer Project #: Task No. YAT-CCR-ASSMT-2026S1
Project Name: Georgia Power Yates

Invoice To:
Invoice E-Mail:

Site Collection Info/Facility ID (as applicable):
YAT Pooled Upgradient

Purchase Order # (if applicable): GPC82474-0002
Quote #:

Time Zone Collected: [ ] AK [ ] PT [ ] MT [ ] CT [X] ET

County / State origin of sample(s): Georgia

Data Deliverables:
[X] Level II [ ] Level III [ ] Level IV
[X] EQUIS
[ ] Other_____

Regulatory Program (DW, RCRA, etc.) as applicable:

Rush (Pre-approval required):
[ ] 2 Day [ ] 3 day [ ] 5 day [ ] Other_____
Date Results Requested:

DW PWSID # or WW Permit # as applicable:
Field Filtered (if applicable): [ ] Yes [ ] No
Analysis:

Specify Container Size **: 3 3 2 1 3
Identify Container Preservative Type***: 2 1 1 2 1

**Container Size: (1) 1L, (2) 500mL, (3) 250mL, (4) 125mL, (5) 100mL, (6) 40mL vial, (7) EnCore, (8) TerraCore, (9) Other

*** Preservative Types: (1) None, (2) HNO3, (3) H2SO4, (4) HCl, (5) NaOH, (6) Zn Acetate, (7) NaHSO4, (8) Sod. Thiosulfate, (9) Ascorbic Acid, (10) MeOH, (11) Other

Lab Use Only: Proj. Mgr: Bonnie Vang; AcctNum / Client ID:; Table #:; Profile / Template: 16561; Prelog / Bottle Ord. ID:

* Matrix Codes (Insert in Matrix box below): Drinking Water (DW), Ground Water (GW), Waste Water (WW), Product (P), Soil/Solid (SS), Oil (OL), Wipe (WP), Tissue (TS), Bioassay (B), Vapor (V), Other (OT), Surface Water (SW), Sediment (SED), Sludge (SL), Caulk

Customer Sample ID	Matrix *	Comp / Grab	Collected (or Composite Start) Date	Collected (or Composite Start) Time	Composite End Date	Composite End Time	Res. CL2	Number & Type of Containers Plastic	Number & Type of Containers Glass	App III/IV Metals + Na, K, Mg	Cl, F, SO4 (EPA 300.0)	TDS (SM 2540C)	RAD SW846 9315/8320	Alkalinity (SM2320B)	Sample Comment	Preservation non-conformance identified for sample.
YAT-YGWA-47	WG	G						7		X	X	X	X	X	See Remarks	
YAT-YGWA-21I	WG	G						7		X	X	X	X	X	See Remarks	
YAT-YGWA-4I	WG	G						7		X	X	X	X	X	See Remarks	
YAT-YGWA-5I	WG	G						7		X	X	X	X	X	See Remarks	
YAT-YGWA-5D	WG	G						7		X	X	X	X	X	See Remarks	
YAT-YGWA-17S	WG	G	2/17/26	0925				7		X	X	X	X	X	See Remarks	
YAT-YGWA-18S	WG	G	2/17/26	1035				7		X	X	X	X	X	See Remarks 001	
YAT-YGWA-18I	WG	G	2/17/26	1215				7		X	X	X	X	X	See Remarks 002	
YAT-YGWA-20S	WG	G						7		X	X	X	X	X	See Remarks 003	
															See Remarks	
															See Remarks	

Customer Remarks / Special Conditions / Possible Hazards:
App III Metals: 6020B: B; 6010D: Ca
App IV: Metals 6020B: Sb, As, Ba, Be, Cd, Cr, Co, Pb, Li, Mo, Se, Tl; 7040A: Hg.
Additional metals (6010D): Na, K, Mg; For Alkalinity: report total, carbonate, and bicarbonate

Collected By:
Printed Name: (Arcadis) - Jake Swanson
Signature: (Arcadis) -

Additional Instructions from Pace®:

Coolers: Thermometer ID: Correction Factor (°C): Obs. Temp. (°C) Corrected Temp. (°C)

Relinquished by/Company: (Signature)	Date/Time:	Received by/Company: (Signature)	Date/Time:
Arcadis	2/18/26 0730	Arcadis	2/18/26 0730
Arcadis	2/18/26 1045	Pace	2/18/26 1045
Pace	2/18/26 1635		2/18/26 1635

Tracking Number:

Delivered by: [ ] In-Person [ ] Courier [ ] FedEX [ ] UPS [ ] Other

Page: of

Submitting a sample via this chain of custody constitutes acknowledgment and acceptance of the Pace® Terms and Conditions found at https://www.pacelabs.com/resource-library/resource/pace-terms-and-conditions/

ENV-FRM-CORQ-0019_v01_082123 ©

Pace® Location Requested (City/State):
Pace Analytical Charlotte
9800 Kincey Ave. Suite 100, Huntersville, NC 28078

CHAIN-OF-CUSTODY Analytical Request Document

Chain-of-Custody is a LEGAL DOCUMENT - Complete all relevant fields

LAB USE ONLY- Affix Workorder/Login Label Here

Scan QR Code for instructions

Company Name: Southern Company
Street Address: 241 Ralph McGill Blvd, Atlanta, GA 30308

Contact/Report To: Trey Singleton
Phone #: 205.346.3317
E-Mail: rosingle@southernco.com
Cc E-Mail: Arcadis contacts

Customer Project #: Task No. YAT-CCR-ASSMT-2026S1
Project Name: Georgia Power Yates

Invoice To:
Invoice E-Mail:

Site Collection info/Facility ID (as applicable):
YAT Pooled Upgradient

Purchase Order # (if applicable): GPC82474-0002
Quote #:

Time Zone Collected: [ ] AK [ ] PT [ ] MT [ ] CT [X] ET

County / State origin of sample(s): Georgia

Data Deliverables:
[X] Level II [ ] Level III [ ] Level IV
[X] EQUIS
[ ] Other_____

Regulatory Program (DW, RCRA, etc.) as applicable:

Rush (Pre-approval required):
[ ] 2 Day [ ] 3 day [ ] 5 day [ ] Other_____
Date Results Requested:

DW PWSID # or WW Permit # as applicable:
Field Filtered (if applicable): [ ] Yes [ ] No
Analysis:

Specify Container Size **: 3 | 3 | 2 | 1 | 3
Identify Container Preservative Type***: 2 | 1 | 1 | 2 | 1
Analysis Requested

**Container Size: (1) 1L, (2) 500mL, (3) 250mL, (4) 125mL, (5) 100mL, (6) 40mL vial, (7) EnCore, (8) TerraCore, (9) Other

*** Preservative Types: (1) None, (2) HNO3, (3) H2SO4, (4) HCl, (5) NaOH, (6) Zn Acetate, (7) NaHSO4, (8) Sod. Thiosulfate, (9) Ascorbic Acid, (10) MeOH, (11) Other

Lab Use Only:
Proj. Mgr: Bonnie Vang
AcctNum / Client ID:
Table #:
Profile / Template: 16561
Prelog / Bottle Ord. ID:

* Matrix Codes (Insert in Matrix box below): Drinking Water (DW), Ground Water (GW), Waste Water (WW), Product (P), Soil/Solid (SS), Oil (OL), Wipe (WP), Tissue (TS), Bioassay (B), Vapor (V), Other (OT), Surface Water (SW), Sediment (SED), Sludge (SL), Caulk

Customer Sample ID	Matrix *	Comp / Grab	Collected (or Composite Start) Date	Collected (or Composite Start) Time	Composite End Date	Composite End Time	Res. CL2	Number & Type of Containers Plastic	Number & Type of Containers Glass	App III/IV Metals + Na, K, Mg	Cl, F, SO4 (EPA 300.0)	TDS (SM 2540C)	RAD SW846 9315/8320	Alkalinity (SM2320B)						Sample Comment	Preservation non-conformance identified for sample.
YAT-YGWA-30I	WG	G						7		X	X	X	X	X						See Remarks	
YAT-YGWA-14S	WG	G						7		X	X	X	X	X						See Remarks	
YAT-YGWA-39	WG	G	2/17/26	1405				7		X	X	X	X	X						See Remarks	
YAT-YGWA-40	WG	G	2/17/26	1515				7		X	X	X	X	X						See Remarks 004	
YAT-YGWA-1I	WG	G						7		X	X	X	X	X						See Remarks 005	
YAT-YGWA-1D	WG	G						7		X	X	X	X	X						See Remarks	
YAT-YGWA-2I	WG	G						7		X	X	X	X	X						See Remarks	
YAT-YGWA-3I	WG	G						7		X	X	X	X	X						See Remarks	
YAT-YGWA-3D	WG	G	2/17/26	1645				7		X	X	X	X	X						See Remarks 006	

Customer Remarks / Special Conditions / Possible Hazards:
App III Metals: 6020B: B; 6010D: Ca
App IV: Metals 6020B: Sb, As, Ba, Be, Cd, Cr, Co, Pb, Li, Mo, Se, Tl; 7040A: Hg.
Additional metals (6010D): Na, K, Mg; For Alkalinity: report total, carbonate, and bicarbonate

Collected By:
Printed Name: (Arcadis) -
Signature: (Arcadis) -

Additional Instructions from Pace®:

Coolers: Thermometer ID: Correction Factor (°C): Obs. Temp. (°C) Corrected Temp. (°C)

Relinquished by/Company: (Signature)	Date/Time:	Received by/Company: (Signature)	Date/Time:
Arcadis	2/18/26 0730	Arcadis	2/18/26 0730
Arcadis	2/18/26 1045	Pace	2/18/26 1645
Pace	2/18/26 1635		2/18/26 1635

Tracking Number:

Delivered by: [ ] In-Person [ ] Courier [ ] FedEX [ ] UPS [ ] Other

Page: of

Submitting a sample via this chain of custody constitutes acknowledgment and acceptance of the Pace® Terms and Conditions found at https://www.pacelabs.com/resource-library/resource/pace-terms-and-conditions/

ENV-FRM-CORQ-0019_v01_082123 ©

Pace® Location Requested (City/State):
Pace Analytical Charlotte
9800 Kincey Ave. Suite 100, Huntersville, NC 28078

CHAIN-OF-CUSTODY Analytical Request Document

Chain-of-Custody is a LEGAL DOCUMENT - Complete all relevant fields

LAB USE ONLY- Affix Workorder/Login Label Here

Scan QR Code for instructions

Company Name: Southern Company
Street Address: 241 Ralph McGill Blvd, Atlanta, GA 30308

Contact/Report To: Trey Singleton
Phone #: 205.346.3317
E-Mail: rosingle@southernco.com
Cc E-Mail: Arcadis contacts

Customer Project #: Task No. YAT-CCR-ASSMT-202651
Project Name: Georgia Power Yates

Invoice To:
Invoice E-Mail:

Site Collection Info/Facility ID (as applicable):
YAT Pooled Upgradient

Purchase Order # (if applicable): GPCB2474-0002
Quote #:

Time Zone Collected: [ ] AK [ ] PT [ ] MT [ ] CT [X] ET

County / State origin of sample(s): Georgia

Data Deliverables:
[X] Level II [ ] Level III [ ] Level IV
[X] EQUIS
[ ] Other_____

Regulatory Program (DW, RCRA, etc.) as applicable:

Rush (Pre-approval required):
[ ] 2 Day [ ] 3 day [ ] 5 day [ ] Other_____
Date Results Requested:

DW PWSID # or WW Permit # as applicable:
Field Filtered (if applicable): [ ] Yes [ ] No
Analysis:

* Matrix Codes (Insert in Matrix box below): Drinking Water (DW), Ground Water (GW), Waste Water (WW), Product (P), Soil/Solid (SS), Oil (OL), Wipe (WP), Tissue (TS), Bioassay (B), Vapor (V), Other (OT), Surface Water (SW), Sediment (SED), Sludge (SL), Caulk

Specify Container Size **: 3 | 3 | 2 | 1 | 3
Identify Container Preservative Type***: 2 | 1 | 1 | 2 | 1
Analysis Requested

**Container Size: (1) 1L, (2) 500mL, (3) 250mL, (4) 125mL, (5) 100mL, (6) 40mL vial, (7) EnCore, (8) TerraCore, (9) Other

*** Preservative Types: (1) None, (2) HNO3, (3) H2SO4, (4) HCl, (5) NaOH, (6) Zn Acetate, (7) NaHSO4, (8) Sod. Thiosulfate, (9) Ascorbic Acid, (10) MeOH, (11) Other

Lab Use Only:
Proj. Mgr: Bonnie Vang
AcctNum / Client ID:
Table #:
Profile / Template: 16561
Prelog / Bottle Ord. ID:

Customer Sample ID	Matrix *	Comp / Grab	Collected (or Composite Start) Date	Collected (or Composite Start) Time	Composite End Date	Composite End Time	Res. CL2	Number & Type of Containers Plastic	Number & Type of Containers Glass	App III/IV Metals + Na, K, Mg	Cl, F, SO4 (EPA 300.0)	TDS (SM 2540C)	RAD SW846 9315/8320	Alkalinity (SM2320B)	Sample Comment	Preservation non conformance identified for sample.
YAT-UGRD-EB-1	WG	G						7		X	X	X	X	X	See Remarks	
YAT-UGRD-FB-1	WG	G						7		X	X	X	X	X	See Remarks	
YAT-UGRD-EB-2	WG	G						7		X	X	X	X	X	See Remarks	
YAT-UGRD-FB-2	WG	G	2/17/26	1230				7		X	X	X	X	X	See Remarks 007	
YAT-UGRD-FD-1	WG	G						7		X	X	X	X	X	See Remarks	
YAT-UGRD-FD-2	WG	G	2/17/26	—				7		X	X	X	X	X	See Remarks 008	

Customer Remarks / Special Conditions / Possible Hazards:
App III Metals: 6020B: B; 6010D: Ca
App IV: Metals 6020B: Sb, As, Ba, Be, Cd, Cr, Co, Pb, Li, Mo, Se, Tl; 7040A: Hg.
Additional metals (6010D): Na, K, Mg; For Alkalinity: report total, carbonate, and bicarbonate

Collected By:
Printed Name: (Arcadis) - Jake Swanson
Signature: (Arcadis) -

Additional Instructions from Pace®:

Coolers: Thermometer ID: Correction Factor (°C): Obs. Temp. (°C) Corrected Temp. (°C)

Relinquished by/Company: (Signature)	Date/Time:	Received by/Company: (Signature)	Date/Time:
Arcadis	2/18/26 0730	Arcadis	2/18/26 0730
Arcadis	2/18/26 1045	Pace	2/18/26 1045
Pace	2/18/26 1635		2/18/26 1635

Tracking Number:
Delivered by: [ ] In-Person [ ] Courier [ ] FedEX [ ] UPS [ ] Other
Page: of

Submitting a sample via this chain of custody constitutes acknowledgment and acceptance of the Pace® Terms and Conditions found at https://www.pacelabs.com/resource-library/resource/pace-terms-and-conditions/

ENV-FRM-CORQ-0019_v01_082123 ©

Pace® Location Requested (City/State): Pace Analytical Charlotte, 9800 Kincey Ave. Suite 100, Huntersville, NC 28078

CHAIN-OF-CUSTODY Analytical Request Document

Chain-of-Custody is a LEGAL DOCUMENT - Complete all relevant fields

LAB USE ONLY- Affix Workorder/Login Label Here

Scan QR Code for instructions

Company Name: Southern Company
Street Address: 241 Ralph McGill Blvd, Atlanta, GA 30308
Customer Project #: Task No. YAT-CCR-ASSMT-2026S1
Project Name: Georgia Power Yates
Site Collection Info/Facility ID (as applicable): YAT Pooled Upgradient

Contact/Report To: Trey Singleton
Phone #: 205.346.3317
E-Mail: rosingle@southernco.com
Cc E-Mail: Arcadis contacts
Invoice To:
Invoice E-Mail:
Purchase Order # (if applicable): GPC82474-0002
Quote #:

Time Zone Collected: [ ] AK [ ] PT [ ] MT [X] CT [X] ET
County / State origin of sample(s): Georgia

Data Deliverables: [X] Level II [ ] Level III [ ] Level IV [X] EQuIS [ ] Other
Regulatory Program (DW, RCRA, etc.) as applicable:
Rush (Pre-approval required): [ ] 2 Day [ ] 3 day [ ] 5 day [ ] Other
Date Results Requested:
DW PWSID # or WW Permit # as applicable:
Field Filtered (if applicable): [ ] Yes [X] No
Analysis:

* Matrix Codes (Insert in Matrix box below): Drinking Water (DW), Ground Water (GW), Waste Water (WW), Product (P), Soil/Solid (SS), Oil (OL), Wipe (WP), Tissue (TS), Bioassay (B), Vapor (V), Other (OT), Surface Water (SW), Sediment (SED), Sludge (SL), Caulk

Specify Container Size **: 3 | 3 | 2 | 1 | 3
Identify Container Preservative Type***: 2 | 1 | 1 | 2 | 1
Analysis Requested

**Container Size: (1) 1L, (2) 500mL, (3) 250mL, (4) 125mL, (5) 100mL, (6) 40mL vial, (7) EnCore, (8) TerraCore, (9) Other
*** Preservative Types: (1) None, (2) HNO3, (3) H2SO4, (4) HCl, (5) NaOH, (6) Zn Acetate, (7) NaHSO4, (8) Sod. Thiosulfate, (9) Ascorbic Acid, (10) MeOH, (11) Other

Lab Use Only: Proj. Mgr: Bonnie Vang; AcctNum / Client ID:; Table #:; Profile / Template: 16561; Prelog / Bottle Ord. ID:

Customer Sample ID	Matrix *	Comp / Grab	Collected (or Composite Start) Date	Collected (or Composite Start) Time	Composite End Date	Composite End Time	Res. CL2	Number & Type of Containers Plastic	Number & Type of Containers Glass	App III/IV Metals + Na, K, Mg	Cl, F, SO4 (EPA 300.0)	TDS (SM 2540C)	RAD SW846 9315/8320	Alkalinity (SM2320B)	Sample Comment	Preservation non-conformance identified for sample:
YAT-YGWA-30I	WG	G						7		X	X	X	X	X	See Remarks	
YAT-YGWA-14S	WG	G						7		X	X	X	X	X	See Remarks	
YAT-YGWA-39	WG	G						7		X	X	X	X	X	See Remarks	
YAT-YGWA-40	WG	G						7		X	X	X	X	X	See Remarks	
YAT-YGWA-1I	WG	G	2/17/26	1040				7		X	X	X	X	X	See Remarks 009	
YAT-YGWA-1D	WG	G	2/17/26	1220				7		X	X	X	X	X	See Remarks 010	
YAT-YGWA-2I	WG	G	2/17/26	1500				7		X	X	X	X	X	See Remarks 011	
YAT-YGWA-3I	WG	G	2/17/26	1655				7		X	X	X	X	X	See Remarks 012	
YAT-YGWA-3D	WG	G						7		X	X	X	X	X	See Remarks	

Customer Remarks / Special Conditions / Possible Hazards:
App III Metals: 6020B: B; 6010D: Ca
App IV: Metals 6020B: Sb, As, Ba, Be, Cd, Cr, Co, Pb, Li, Mo, Se, Tl; 7040A: Hg.
Additional metals (6010D): Na, K, Mg; For Alkalinity: report total, carbonate, and bicarbonate

Collected By:
Printed Name: (Arcadis) - Perry Studebaker
Signature: (Arcadis) - Perry Studebaker

Additional Instructions from Pace®:

Coolers: | Thermometer ID: | Correction Factor (°C): | Obs. Temp (°C) | Corrected Temp (°C)

Relinquished by/Company: (Signature)	Date/Time:	Received by/Company: (Signature)	Date/Time:
Perry Studebaker / Arcadis	2/18/26 0730	Jessica Jones / Arcadis	2/18/26 0730
Jessica Jones / Arcadis	2/18/26 1045	Ryan Williams / Pace	2/18/26 1045
Ryan Williams / Pace	2/18/26 1635	[signature]	2/18/26 1635

Tracking Number:
Delivered by: [ ] In-Person [ ] Courier [ ] FedEX [ ] UPS [ ] Other
Page: of

Submitting a sample via this chain of custody constitutes acknowledgment and acceptance of the Pace® Terms and Conditions found at https://www.pacelabs.com/resource-library/resource/pace-terms-and-conditions/

ENV-FRM-CORQ-0019_v01_082123 ©

Pace® Location Requested (City/State): Pace Analytical Charlotte, 9800 Kincey Ave. Suite 100, Huntersville, NC 28078

CHAIN-OF-CUSTODY Analytical Request Document

Chain-of-Custody is a LEGAL DOCUMENT - Complete all relevant fields

LAB USE ONLY- Affix Workorder/Login Label Here

Scan QR Code for instructions

Company Name:	Southern Company	Contact/Report To:	Trey Singleton
Street Address:	241 Ralph McGill Blvd, Atlanta, GA 30308	Phone #:	205.346.3317
		E-Mail:	rosingle@southernco.com
		Cc E-Mail:	Arcadis contacts
Customer Project #:	Task No. YAT-CCR-ASSMT-2026S1	Invoice To:	
Project Name:	Georgia Power Yates	Invoice E-Mail:	
Site Collection Info/Facility ID (as applicable):	YAT Pooled Upgradient	Purchase Order # (if applicable):	GPC82474-0002
		Quote #:	
Time Zone Collected:	[ ] AK [ ] PT [ ] MT [X] CT [X] ET	County / State origin of sample(s):	Georgia
Data Deliverables:	[X] Level II [ ] Level III [ ] Level IV [X] EQUIS [ ] Other_____	Regulatory Program (DW, RCRA, etc.) as applicable:	
		Rush (Pre-approval required): [ ] 2 Day [ ] 3 day [ ] 5 day [ ] Other_____	DW PWSID # or WW Permit # as applicable:
		Date Results Requested:	Field Filtered (if applicable): [ ] Yes [X] No
			Analysis:

Specify Container Size **: 3 | 3 | 2 | 1 | 3

Identify Container Preservative Type***: 2 | 1 | 1 | 2 | 1

Analysis Requested

**Container Size: (1) 1L, (2) 500mL, (3) 250mL, (4) 125mL, (5) 100mL, (6) 40mL vial, (7) EnCore, (8) TerraCore, (9) Other

*** Preservative Types: (1) None, (2) HNO3, (3) H2SO4, (4) HCl, (5) NaOH, (6) Zn Acetate, (7) NaHSO4, (8) Sod. Thiosulfate, (9) Ascorbic Acid, (10) MeOH, (11) Other

Lab Use Only: Proj. Mgr: Bonnie Vang; AcctNum / Client ID:; Table #:; Profile / Template: 16561; Prelog / Bottle Ord. ID:

* Matrix Codes (Insert in Matrix box below): Drinking Water (DW), Ground Water (GW), Waste Water (WW), Product (P), Soil/Solid (SS), Oil (OL), Wipe (WP), Tissue (TS), Bioassay (B), Vapor (V), Other (OT), Surface Water (SW), Sediment (SED), Sludge (SL), Caulk

Customer Sample ID	Matrix *	Comp / Grab	Collected (or Composite Start) Date	Collected (or Composite Start) Time	Composite End Date	Composite End Time	Res. CL2	Number & Type of Containers Plastic	Number & Type of Containers Glass	App III/IV Metals + Na, K, Mg	Cl, F, SO4 (EPA 300.0)	TDS (SM 2540C)	RAD SW846 9315/8320	Alkalinity (SM2320B)	Sample Comment	Preservation non-conformance identified for sample
YAT-UGRD-EB-1	WG	G	2/17/26	1530	—	—		7		X	X	X	X	X	See Remarks 013	
YAT-UGRD-FB-1	WG	G						7		X	X	X	X	X	See Remarks	
YAT-UGRD-EB-2	WG	G						7		X	X	X	X	X	See Remarks	
YAT-UGRD-FB-2	WG	G						7		X	X	X	X	X	See Remarks	
YAT-UGRD-FD-1	WG	G	2/17/26	—	—	—		7		X	X	X	X	X	See Remarks 014	
YAT-UGRD-FD-2	WG	G						7		X	X	X	X	X	See Remarks	

Customer Remarks / Special Conditions / Possible Hazards:
App III Metals: 6020B: B; 6010D: Ca
App IV: Metals 6020B: Sb, As, Ba, Be, Cd, Cr, Co, Pb, Li, Mo, Se, Tl; 7040A: Hg.
Additional metals (6010D): Na, K, Mg; For Alkalinity: report total, carbonate, and bicarbonate

Collected By:
Printed Name: (Arcadis) Perry Studebaker
Signature: (Arcadis) - Perry Studebaker

Additional Instructions from Pace®:

Coolers: | Thermometer ID: | Correction Factor (°C): | Obs. Temp. (°C) | Corrected Temp. (°C)

Relinquished by/Company: (Signature)	Date/Time:	Received by/Company: (Signature)	Date/Time:
Perry Studebaker / Arcadis	2/18/26 0730	[signature] / Arcadis	2/18/26 0730
[signature] / Arcadis	2/18/26 1045	Lilian Williams / Pace	2/18/26 1645
Lilian Williams / Pace	2/18/26 1635	[signature]	2/18/26 1635
Relinquished by/Company: (Signature)	Date/Time:	Received by/Company: (Signature)	Date/Time:

Tracking Number:

Delivered by: [ ] In-Person [ ] Courier [ ] FedEX [ ] UPS [ ] Other

Page: of

Submitting a sample via this chain of custody constitutes acknowledgment and acceptance of the Pace® Terms and Conditions found at https://www.pacelabs.com/resource-library/resource/pace-terms-and-conditions/

ENV-FRM-CORQ-0019_v01_082123 ©

Pace® Location Requested (City/State):
Pace Analytical Charlotte
9800 Kincey Ave. Suite 100, Huntersville, NC 28078

CHAIN-OF-CUSTODY Analytical Request Document

Chain-of-Custody is a LEGAL DOCUMENT - Complete all relevant fields

LAB USE ONLY- Affix Workorder/Login Label Here

Scan QR Code for instructions

Company Name:	Southern Company	Contact/Report To:	Trey Singleton
Street Address:	241 Ralph McGill Blvd, Atlanta, GA 30308	Phone #:	205.346.3317
		E-Mail:	rosingle@southernco.com
		Cc E-Mail:	Arcadis contacts
Customer Project #:	Task No. YAT-CCR-ASSMT-202ES1	Invoice To:	
Project Name:	Georgia Power Yates	Invoice E-Mail:	
Site Collection Info/Facility ID (as applicable): YAT Pooled Upgradient		Purchase Order # (If applicable):	GPC82474-0002
		Quote #:	

Time Zone Collected: [ ] AK [ ] PT [ ] MT ~~[X] CT~~ [X] ET

County / State origin of sample(s): Georgia

Data Deliverables: [X] Level II [ ] Level III [ ] Level IV [X] EQUIS [ ] Other_____

Regulatory Program (DW, RCRA, etc.) as applicable:

Rush (Pre-approval required): [ ] 2 Day [ ] 3 day [ ] 5 day [ ] Other_____

Date Results Requested:

DW PWSID # or WW Permit # as applicable:

Field Filtered (if applicable): [ ] Yes [X] No

Analysis:

* Matrix Codes (insert in Matrix box below): Drinking Water (DW), Ground Water (GW), Waste Water (WW), Product (P), Soil/Solid (SS), Oil (OL), Wipe (WP), Tissue (TS), Bioassay (B), Vapor (V), Other (OT), Surface Water (SW), Sediment (SED), Sludge (SL), Caulk

Specify Container Size **: 3 | 3 | 2 | 1 | 3

Identify Container Preservative Type***: 2 | 1 | 1 | 2 | 1

Analysis Requested

**Container Size: (1) 1L, (2) 500mL, (3) 250mL, (4) 125mL, (5) 100mL, (6) 40mL vial, (7) EnCore, (8) TerraCore, (9) Other

*** Preservative Types: (1) None, (2) HNO3, (3) H2SO4, (4) HCl, (5) NaOH, (6) Zn Acetate, (7) NaHSO4, (8) Sod. Thiosulfate, (9) Ascorbic Acid, (10) MeOH, (11) Other

Lab Use Only: Proj. Mgr: Bonnie Vang; AcctNum / Client ID:; Table #:; Profile / Template: 16561; Prelog / Bottle Ord. ID:

Customer Sample ID	Matrix *	Comp / Grab	Collected (or Composite Start) Date	Collected (or Composite Start) Time	Composite End Date	Composite End Time	Res. CL2	Number & Type of Containers Plastic	Number & Type of Containers Glass	App III/IV Metals + Na, K, Mg	Cl, F, SO4 (EPA 300.0)	TDS (SM 2540C)	RAD SW846 9315/8320	Alkalinity (SM2320B)	Sample Comment	Preservation non-conformance identified for sample
YAT-YGWA-47	WG	G		~~1604~~ W				7		X	X	X	X	X	See Remarks	
YAT-YGWA-21I	WG	G	2/17/26	1604				7		X	X	X	X	X	See Remarks 015	
YAT-YGWA-4I	WG	G	2/17/26	0955				7		X	X	X	X	X	See Remarks 016	
YAT-YGWA-5I	WG	G	2/17/26	1225				7		X	X	X	X	X	See Remarks 017	
YAT-YGWA-5D	WG	G	2/17/26	1117				7		X	X	X	X	X	See Remarks 018	
YAT-YGWA-17S	WG	G						7		X	X	X	X	X	See Remarks	
YAT-YGWA-18S	WG	G						7		X	X	X	X	X	See Remarks	
YAT-YGWA-18I	WG	G						7		X	X	X	X	X	See Remarks	
YAT-YGWA-20S	WG	G	2/17/26	1418				7		X	X	X	X	X	See Remarks 019	
															See Remarks	

Customer Remarks / Special Conditions / Possible Hazards:
App III Metals: 6020B: B; 6010D: Ca
App IV: Metals 6020B: Sb, As, Ba, Be, Cd, Cr, Co, Pb, Li, Mo, Se, Tl; 7040A: Hg.
Additional metals (6010D): Na, K, Mg. For Alkalinity: report total, carbonate, and bicarbonate

Collected By:
Printed Name: (Arcadis): Jessica Ware
Signature: (Arcadis): Jessica Ware

Additional Instructions from Pace®:

Coolers: Thermometer ID: Correction Factor (°C): Obs. Temp. (°C) Corrected Temp. (°C)

Relinquished by/Company: (Signature)	Date/Time:	Received by/Company: (Signature)	Date/Time:
Jessica Ware / Arcadis	2/18/26 1045	Lilian William / Pace	2/18/26 1045
Lilian William / Pace	2/18/26 1635	[signature]	2/18/26 1635

Tracking Number:

Delivered by: [ ] In-Person [ ] Courier [ ] FedEX [ ] UPS [ ] Other

Page: of

Submitting a sample via this chain of custody constitutes acknowledgment and acceptance of the Pace® Terms and Conditions found at https://www.pacelabs.com/resource-library/resource/pace-terms-and-conditions/

ENV-FRM-CORQ-0019_v01_082123 ©

Pace® Location Requested (City/State)
Pace Analytical Charlotte
9800 Kincey Ave. Suite 100, Huntersville, NC 28078

CHAIN-OF-CUSTODY Analytical Request Document

Chain-of-Custody is a LEGAL DOCUMENT - Complete all relevant fields

LAB USE ONLY- Affix Workorder/Login Label Here

Scan QR Code for instructions

Company Name:	Southern Company
Street Address:	241 Ralph McGill Blvd, Atlanta, GA 30308
Customer Project #:	Task No. YAT-CCR-ASSMT-2026S1
Project Name:	Georgia Power Yates
Site Collection Info/Facility ID (as applicable):	YAT Pooled Upgradient
Contact/Report To:	Trey Singleton
Phone #:	205.346.3317
E-Mail:	rosingle@southernco.com
Cc E-Mail:	Arcadis contacts
Invoice To:	
Invoice E-Mail:	
Purchase Order # (if applicable):	GPC82474-0002
Quote #:	

Time Zone Collected: [ ] AK [ ] PT [ ] MT [X] CT [X] ET

County / State origin of sample(s): Georgia

Data Deliverables:
[X] Level II [ ] Level III [ ] Level IV
[X] EQUIS
[ ] Other_____

Regulatory Program (DW, RCRA, etc.) as applicable:

Rush (Pre-approval required):
[ ] 2 Day [ ] 3 day [ ] 5 day [ ] Other_____
Date Results Requested:

DW PWSID # or WW Permit # as applicable:
Field Filtered (if applicable): [ ] Yes [X] No
Analysis:

* Matrix Codes (Insert in Matrix box below): Drinking Water (DW), Ground Water (GW), Waste Water (WW), Product (P), Soil/Solid (SS), Oil (OL), Wipe (WP), Tissue (TS), Bioassay (B), Vapor (V), Other (OT), Surface Water (SW), Sediment (SED), Sludge (SL), Caulk

Specify Container Size **: 3 | 3 | 2 | 1 | 3
Identify Container Preservative Type***: 2 | 1 | 1 | 2 | 1

**Container Size: (1) 1L, (2) 500mL, (3) 250mL, (4) 125mL, (5) 100mL, (6) 40mL vial, (7) EnCore, (8) TerraCore, (9) Other

*** Preservative Types: (1) None, (2) HNO3, (3) H2SO4, (4) HCl, (5) NaOH, (6) Zn Acetate, (7) NaHSO4, (8) Sod. Thiosulfate, (9) Ascorbic Acid, (10) MeOH, (11) Other

Lab Use Only: Proj. Mgr: Bonnie Vang; AcctNum / Client ID:; Table #:; Profile / Template: 16561; Prelog / Bottle Ord. ID:

Customer Sample ID	Matrix *	Comp / Grab	Collected (or Composite Start) Date	Collected (or Composite Start) Time	Composite End Date	Composite End Time	Res. CL2	Number & Type of Containers Plastic	Number & Type of Containers Glass	App III/IV Metals + Na, K, Mg	Cl, F, SO4 (EPA 300.0)	TDS (SM 2540C)	RAD SW846 9315/8320	Alkalinity (SM2320B)	Sample Comment	Preservation non-conformance identified for sample
YAT-UGRD-EB-1	WG	G						7		X	X	X	X	X	See Remarks	
YAT-UGRD-FB-1	WG	G						7		X	X	X	X	X	See Remarks	
YAT-UGRD-EB-2	WG	G						7		X	X	X	X	X	See Remarks	
YAT-UGRD-FB-2	WG	G	2/17/26	1700				7		X	X	X	X	X	See Remarks 020	
YAT-UGRD-FD-1	WG	G						7		X	X	X	X	X	See Remarks	
YAT-UGRD-FD-2	WG	G						7		X	X	X	X	X	See Remarks	

Customer Remarks / Special Conditions / Possible Hazards:
App III Metals: 6020B: B; 6010D: Ca
App IV: Metals 6020B: Sb, As, Ba, Be, Cd, Cr, Co, Pb, Li, Mo, Se, Tl; 7040A: Hg.
Additional metals (6010D): Na, K, Mg; For Alkalinity: report total, carbonate, and bicarbonate

Collected By:
Printed Name: (Arcadis) - Jessica Ware
Signature: (Arcadis) Jessica A. Ware

Additional Instructions from Pace®:
Coolers: Thermometer ID: Correction Factor (°C): Obs. Temp. (°C) Corrected Temp. (°C)

Relinquished by/Company: (Signature)	Date/Time:	Received by/Company: (Signature)	Date/Time:	Tracking Number:
Jessica Ware / Arcadis	2/18/26 1045	Ryan William / Pace	2/18/26 1045	
Ryan William / Pace	2/18/26 1635		2/18/26 1635	Delivered by: [ ] In-Person [ ] Courier [ ] FedEX [ ] UPS [ ] Other
Relinquished by/Company: (Signature)	Date/Time:	Received by/Company: (Signature)	Date/Time:	
Relinquished by/Company: (Signature)	Date/Time:	Received by/Company: (Signature)	Date/Time:	Page: of

Submitting a sample via this chain of custody constitutes acknowledgment and acceptance of the Pace® Terms and Conditions found at https://www.pacelabs.com/resource-library/resource/pace-terms-and-conditions/

ENV-FRM-CORQ-0019_v01_082123 ©

Pace® Location Requested (City/State):
Pace Analytical Charlotte
9800 Kincey Ave. Suite 100, Huntersville, NC 28078

CHAIN-OF-CUSTODY Analytical Request Document

Chain-of-Custody is a LEGAL DOCUMENT - Complete all relevant fields

LAB USE ONLY- Affix Workorder/Login Label Here

Scan QR Code for instructions

Company Name:	Southern Company	Contact/Report To:	Trey Singleton
Street Address:	241 Ralph McGill Blvd, Atlanta, GA 30308	Phone #:	205.346.3317
		E-Mail:	rosingle@southernco.com
		Cc E-Mail:	Arcadis contacts
Customer Project #:	Task No. YAT-CCR-ASSMT-202651	Invoice To:	
Project Name:	Georgia Power Yates	Invoice E-Mail:	
Site Collection Info/Facility ID (as applicable): YAT Pooled Upgradient		Purchase Order # (if applicable):	GPC82474-0002
		Quote #:	
Time Zone Collected: [ ] AK [ ] PT [ ] MT [ ] CT [X] ET		County / State origin of sample(s):	Georgia
Data Deliverables: [X] Level II [ ] Level III [ ] Level IV [X] EQUIS [ ] Other		Regulatory Program (DW, RCRA, etc.) as applicable:	
		Rush (Pre-approval required): [ ] 2 Day [ ] 3 day [ ] 5 day [ ] Other	DW PWSID # or WW Permit # as applicable:
		Date Results Requested:	Field Filtered (if applicable): [ ] Yes [X] No Analysis:

Specify Container Size **: 3 | 3 | 2 | 1 | 3

Identify Container Preservative Type***: 2 | 1 | 1 | 2 | 1

Analysis Requested: App III/IV Metals + Na, K, Mg | Cl, F, SO4 (EPA 300.0) | TDS (SM 2540C) | RAD SW846 9315/8320 | Alkalinity (SM2320B)

**Container Size: (1) 1L, (2) 500mL, (3) 250mL, (4) 125mL, (5) 100mL, (6) 40mL vial, (7) EnCore, (8) TerraCore, (9) Other

*** Preservative Types: (1) None, (2) HNO3, (3) H2SO4, (4) HCl, (5) NaOH, (6) Zn Acetate, (7) NaHSO4, (8) Sod. Thiosulfate, (9) Ascorbic Acid, (10) MeOH, (11) Other

Lab Use Only: Proj. Mgr: Bonnie Vang; AcctNum / Client ID.; Table #:; Profile / Template: 16561; Prelog / Bottle Ord. ID.

* Matrix Codes (Insert in Matrix box below): Drinking Water (DW), Ground Water (GW), Waste Water (WW), Product (P), Soil/Solid (SS), Oil (OL), Wipe (WP), Tissue (TS), Bioassay (B), Vapor (V), Other (OT), Surface Water (SW), Sediment (SED), Sludge (SL), Caulk

Customer Sample ID	Matrix *	Comp / Grab	Collected (or Composite Start) Date	Collected (or Composite Start) Time	Composite End Date	Composite End Time	Res. CL2	Number & Type of Containers Plastic	Number & Type of Containers Glass	App III/IV Metals + Na, K, Mg	Cl, F, SO4 (EPA 300.0)	TDS (SM 2540C)	RAD SW846 9315/8320	Alkalinity (SM2320B)	Sample Comment	Preservation non-conformance identified for sample.
YAT-YGWA-47	WG	G	2/17/26	1500	—	—		7		X	X	X	X	X	See Remarks 021	
YAT-YGWA-21I	WG	G						7		X	X	X	X	X	See Remarks	
YAT-YGWA-4I	WG	G						7		X	X	X	X	X	See Remarks	
YAT-YGWA-5I	WG	G						7		X	X	X	X	X	See Remarks	
YAT-YGWA-5D	WG	G						7		X	X	X	X	X	See Remarks	
YAT-YGWA-17S	WG	G						7		X	X	X	X	X	See Remarks	
YAT-YGWA-18S	WG	G						7		X	X	X	X	X	See Remarks	
YAT-YGWA-18I	WG	G						7		X	X	X	X	X	See Remarks	
YAT-YGWA-20S	WG	G						7		X	X	X	X	X	See Remarks	
															See Remarks	

Customer Remarks / Special Conditions / Possible Hazards:
App III Metals: 6020B: B; 6010D: Ca
App IV: Metals 6020B: Sb, As, Ba, Be, Cd, Cr, Co, Pb, Li, Mo, Se, Tl; 7040A: Hg.
Additional metals (6010D): Na, K, Mg; For Alkalinity: report total, carbonate, and bicarbonate

Collected By:
Printed Name: (Arcadis) - David Gouty
Signature: (Arcadis)

Additional instructions from Pace®:

Coolers: | Thermometer ID: | Correction Factor (°C): | Obs. Temp. (°C) | Corrected Temp. (°C)

Relinquished by/Company: (Signature)	Date/Time:	Received by/Company: (Signature)	Date/Time:
	2/18/26 0730	(Arcadis)	2/18/26 0730
(Arcadis)	2/18/26 1045	Pace	2/18/26 1045
Pace	2/18/26 1635		2/18/26 1635

Tracking Number:

Delivered by: [ ] In-Person [ ] Courier [ ] FedEX [ ] UPS [ ] Other

Page: of

Submitting a sample via this chain of custody constitutes acknowledgment and acceptance of the Pace® Terms and Conditions found at https://www.pacelabs.com/resource-library/resource/pace-terms-and-conditions/

ENV-FRM-CORQ-0019_v01_082123 ©

Pace® Location Requested (City/State):
Pace Analytical Charlotte
9800 Kincey Ave. Suite 100, Huntersville, NC 28078

CHAIN-OF-CUSTODY Analytical Request Document

Chain-of-Custody is a LEGAL DOCUMENT - Complete all relevant fields

LAB USE ONLY- Affix Workorder/Login Label Here

Scan QR Code for instructions

Company Name:	Southern Company	Contact/Report To:	Trey Singleton
Street Address:	241 Ralph McGill Blvd, Atlanta, GA 30308	Phone #:	205.346.3317
		E-Mail:	rosingle@southernco.com
		Cc E-Mail:	Arcadis contacts
Customer Project #:	Task No. YAT-CCR-ASSMT-2026S1	Invoice To:	
Project Name:	Georgia Power Yates	Invoice E-Mail:	
Site Collection Info/Facility ID (as applicable): YAT Pooled Upgradient		Purchase Order # (if applicable):	GPC82474-0002
		Quote #:	

Time Zone Collected: [ ] AK [ ] PT [ ] MT [ ] CT [X] ET

County / State origin of sample(s): Georgia

Data Deliverables:
[X] Level II [ ] Level III [ ] Level IV
[X] EQUIS
[ ] Other _____

Regulatory Program (DW, RCRA, etc.) as applicable:

Rush (Pre-approval required):
[ ] 2 Day [ ] 3 day [ ] 5 day [ ] Other_____

Date Results Requested:

DW PWSID # or WW Permit # as applicable:

Field Filtered (if applicable): [ ] Yes [X] No
Analysis:

* Matrix Codes (Insert in Matrix box below): Drinking Water (DW), Ground Water (GW), Waste Water (WW), Product (P), Soil/Solid (SS), Oil (OL), Wipe (WP), Tissue (TS), Bioassay (B), Vapor (V), Other (OT), Surface Water (SW), Sediment (SED), Sludge (SL), Caulk

Specify Container Size **: 3 3 2 1 3

Identify Container Preservative Type***: 2 1 1 2 1

Analysis Requested

**Container Size: (1) 1L, (2) 500mL, (3) 250mL, (4) 125mL, (5) 100mL, (6) 40mL vial, (7) EnCore, (8) TerraCore, (9) Other

*** Preservative Types: (1) None, (2) HNO3, (3) H2SO4, (4) HCl, (5) NaOH, (6) Zn Acetate, (7) NaHSO4, (8) Sod. Thiosulfate, (9) Ascorbic Acid, (10) MeOH, (11) Other

Lab Use Only: Proj. Mgr: Bonnie Vang; AcctNum / Client ID:; Table #:; Profile / Template: 16561; Prelog / Bottle Ord. ID:

	Customer Sample ID	Matrix *	Comp / Grab	Collected (or Composite Start) Date	Collected (or Composite Start) Time	Composite End Date	Composite End Time	Res. CL2	Number & Type of Containers Plastic	Number & Type of Containers Glass	App III/IV Metals + Na, K, Mg	Cl, F, SO4 (EPA 300.0)	TDS (SM 2540C)	RAD SW846 9315/8320	Alkalinity (SM2320B)	Sample Comment	Preservation non-conformance identified for sample.
c	YAT-YGWA-30I	WG	G	2/17/26	1215	—	—		7		X	X	X	X	X	See Remarks 022	
	YAT-YGWA-14S	WG	G	2/17/26	1010	—	—		7		X	X	X	X	X	See Remarks 023	
	YAT-YGWA-39	WG	G						7		X	X	X	X	X	See Remarks	
	YAT-YGWA-40	WG	G						7		X	X	X	X	X	See Remarks	
	YAT-YGWA-1I	WG	G						7		X	X	X	X	X	See Remarks	
	YAT-YGWA-1D	WG	G						7		X	X	X	X	X	See Remarks	
	YAT-YGWA-2I	WG	G						7		X	X	X	X	X	See Remarks	
	YAT-YGWA-3I	WG	G						7		X	X	X	X	X	See Remarks	
	YAT-YGWA-3D	WG	G						7		X	X	X	X	X	See Remarks	

Customer Remarks / Special Conditions / Possible Hazards:
App III Metals: 6020B: B; 6010D: Ca
App IV: Metals 6020B: Sb, As, Ba, Be, Cd, Cr, Co, Pb, Li, Mo, Se, Tl; 7040A: Hg.
Additional metals (6010D): Na, K, Mg; For Alkalinity: report total, carbonate, and bicarbonate

Collected By:
Printed Name: (Arcadis) - David Prouty
Signature: (Arcadis)

Additional Instructions from Pace®:

Coolers: Thermometer ID: Correction Factor (°C): Obs. Temp. (°C) Corrected Temp. (°C)

Relinquished by/Company: (Signature)	Date/Time:	Received by/Company: (Signature)	Date/Time:
	2/18/26 0730	Arcadis	2/18/26 0730
Arcadis	2/18/26 1045	Pace	2/18/26 1045
Pace	2/18/26 1635		2/18/26 1635

Tracking Number:

Delivered by: [ ] In-Person [ ] Courier [ ] FedEX [ ] UPS [ ] Other

Page: of

Submitting a sample via this chain of custody constitutes acknowledgment and acceptance of the Pace® Terms and Conditions found at https://www.pacelabs.com/resource-library/resource/pace-terms-and-conditions/

ENV-FRM-CORQ-0019_v01_082123 ©

Pace® Location Requested (City/State): Pace Analytical Charlotte, 9800 Kincey Ave. Suite 100, Huntersville, NC 28078

CHAIN-OF-CUSTODY Analytical Request Document

Chain-of-Custody is a LEGAL DOCUMENT - Complete all relevant fields

LAB USE ONLY- Affix Workorder/Login Label Here

Scan QR Code for instructions

Company Name:	Southern Company	Contact/Report To:	Trey Singleton
Street Address:	241 Ralph McGill Blvd, Atlanta, GA 30308	Phone #:	205.346.3317
		E-Mail:	rosingle@southernco.com
		Cc E-Mail:	Arcadis contacts
Customer Project #:	Task No. YAT-CCR-ASSMT-2026S1	Invoice To:	
Project Name:	Georgia Power Yates	Invoice E-Mail:	
Site Collection Info/Facility ID (as applicable): YAT Pooled Upgradient		Purchase Order # (if applicable):	GPC82474-0002
		Quote #:	
Time Zone Collected: [ ] AK [ ] PT [ ] MT [ ] CT [X] ET		County / State origin of sample(s):	Georgia

Data Deliverables: [X] Level II [ ] Level III [ ] Level IV [X] EQUIS [ ] Other_____

Regulatory Program (DW, RCRA, etc.) as applicable:

Rush (Pre-approval required): [ ] 2 Day [ ] 3 day [ ] 5 day [ ] Other_____

Date Results Requested:

DW PWSID # or WW Permit # as applicable:

Field Filtered (if applicable): [ ] Yes [X] No

Analysis:

* Matrix Codes (Insert in Matrix box below): Drinking Water (DW), Ground Water (GW), Waste Water (WW), Product (P), Soil/Solid (SS), Oil (OL), Wipe (WP), Tissue (TS), Bioassay (B), Vapor (V), Other (OT), Surface Water (SW), Sediment (SED), Sludge (SL), Caulk

Specify Container Size **: 3 | 3 | 2 | 1 | 3

Identify Container Preservative Type***: 2 | 1 | 1 | 2 | 1

Analysis Requested

**Container Size: (1) 1L, (2) 500mL, (3) 250mL, (4) 125mL, (5) 100mL, (6) 40mL vial, (7) EnCore, (8) TerraCore, (9) Other

*** Preservative Types: (1) None, (2) HNO3, (3) H2SO4, (4) HCl, (5) NaOH, (6) Zn Acetate, (7) NaHSO4, (8) Sod. Thiosulfate, (9) Ascorbic Acid, (10) MeOH, (11) Other

Lab Use Only: Proj. Mgr: Bonnie Vang; AcctNum / Client ID:; Table #:; Profile / Template: 16561; Prelog / Bottle Ord. ID:

Customer Sample ID	Matrix *	Comp / Grab	Collected (or Composite Start) Date	Collected (or Composite Start) Time	Composite End Date	Composite End Time	Res. CL2	Number & Type of Containers Plastic	Number & Type of Containers Glass	App III/IV Metals + Na, K, Mg	Cl, F, SO4 (EPA 300.0)	TDS (SM 2540C)	RAD SW846 9315/8320	Alkalinity (SM2320B)	Sample Comment	Preservation non-conformance identified for sample.
YAT-UGRD-EB-1	WG	G						7		X	X	X	X	X	See Remarks	
YAT-UGRD-FB-1	WG	G	2/17/26	1200	—	—		7		X	X	X	X	X	See Remarks 024	
YAT-UGRD-EB-2	WG	G						7		X	X	X	X	X	See Remarks	
YAT-UGRD-FB-2	WG	G						7		X	X	X	X	X	See Remarks	
YAT-UGRD-FD-1	WG	G		~~1200~~				7		X	X	X	X	X	See Remarks	
YAT-UGRD-FD-2	WG	G						7		X	X	X	X	X	See Remarks	

Customer Remarks / Special Conditions / Possible Hazards:
App III Metals: 6020B: B; 6010D: Ca
App IV: Metals 6020B: Sb, As, Ba, Be, Cd, Cr, Co, Pb, Li, Mo, Se, Tl; 7040A: Hg.
Additional metals (6010D): Na, K, Mg; For Alkalinity: report total, carbonate, and bicarbonate

Collected By:
Printed Name: (Arcadis) David Prouty
Signature: (Arcadis)

Additional Instructions from Pace®:

Coolers: | Thermometer ID: | Correction Factor (°C): | Obs. Temp. (°C) | Corrected Temp. (°C)

Relinquished by/Company: (Signature)	Date/Time:	Received by/Company: (Signature)	Date/Time:
	2/18/26 0730	Arcadis	2/18/26 0730
Arcadis	2/18/26 1045	Ryan Williams / Pace	2/18/26 1045
Ryan Williams / Pace	2/18/26 1635		2/18/26 1635

Tracking Number:

Delivered by: [ ] In-Person [ ] Courier [ ] FedEX [ ] UPS [ ] Other

Page: of

Submitting a sample via this chain of custody constitutes acknowledgment and acceptance of the Pace® Terms and Conditions found at https://www.pacelabs.com/resource-library/resource/pace-terms-and-conditions/

ENV-FRM-CORQ-0019_v01_082123 ©

Pace Analytical Services, LLC
9800 Kincey Ave. Suite 100
Huntersville, NC 28078
(704)875-9092

March 11, 2026

Trey Singleton
Southern Company
241 Ralp McGill Blvd NE
Bin 10160
Atlanta, GA 30308

RE: Project: YAT Pooled Upgradient- RADs
Pace Project No.: 92845130

Dear Trey Singleton:

Enclosed are the analytical results for sample(s) received by the laboratory on February 18, 2026. The results relate only to the samples included in this report. Results reported herein conform to the applicable TNI/NELAC Standards and the laboratory's Quality Manual, where applicable, unless otherwise noted in the body of the report.

The test results provided in this final report were generated by each of the following laboratories within the Pace Network:

- Pace Analytical Services - Greensburg

If you have any questions concerning this report, please feel free to contact me.

Sincerely,

Bonnie Vang

Bonnie Vang
bonnie.vang@pacelabs.com
704-977-0968
Project Manager

Enclosures

cc: Geoffrey Gay, Arcadis-ATL
Laura Midkiff, Southern Company
Alex Simpson, Arcadis
Jessica Ware, Arcadis
Albert Zumbuhl, Arcadis

This report shall not be reproduced, except in full,
without the written consent of Pace Analytical Services, LLC.

Pace Analytical Services, LLC
9800 Kincey Ave. Suite 100
Huntersville, NC 28078
(704)875-9092

CERTIFICATIONS

Project: YAT Pooled Upgradient- RADs
Pace Project No.: 92845130

Pace Analytical Services Pennsylvania
1638 Roseytown Rd Suites 2,3&4, Greensburg, PA 15601
ANABISO/IEC 17025:2017 Rad Cert#: L24170
Alabama Certification #: 41590
Arizona Certification #: AZ0734
Arkansas Certification
California Certification #: 2950
Colorado Certification #: PA01547
Connecticut Certification #: PH-0694
EPA Region 3 DW Rad
Florida/TNI Certification #: E87683
Georgia Certification #: C040
Guam Certification
Hawaii Certification
Idaho Certification
Illinois Certification
Indiana Certification
Iowa Certification #: 391
Kansas Certification #: E-10358
Kentucky Certification #: KY90133
KY WW Permit #: KY0098221
KY WW Permit #: KY0000221
Louisiana DHH/TNI Certification #: LA010
Louisiana DEQ/TNI Certification #: 04086
Maine Certification #: 2023021
Maryland Certification #: 308
Massachusetts Certification #: M-PA1457
Michigan/PADEP Certification #: 9991
Missouri Certification #: 235
Montana Certification #: Cert0082
Nebraska Certification #: NE-OS-29-14
Nevada Certification #: PA014572023-03
New Hampshire/TNI Certification #: 297622
New Jersey/TNI Certification #: PA051
New Mexico Certification #: PA01457
New York/TNI Certification #: 10888
North Carolina Certification #: 42706
North Dakota Certification #: R-190
Ohio EPA Rad Approval: #41249
Oregon/TNI Certification #: PA200002-015
Pennsylvania/TNI Certification #: 65-00282
Puerto Rico Certification #: PA01457
Rhode Island Certification #: 65-00282
South Dakota Certification
Tennessee Certification #: TN02867
Texas/TNI Certification #: T104704188-22-18
Utah/TNI Certification #: PA014572223-14
USDA Soil Permit #: 525-23-67-77263
Vermont Dept. of Health: ID# VT-0282
Virgin Island/PADEP Certification
Virginia/VELAP Certification #: 460198
Washington Certification #: C868
West Virginia DEP Certification #: 143
West Virginia DHHR Certification #: 9964C
Wisconsin Approve List for Rad

This report shall not be reproduced, except in full,
without the written consent of Pace Analytical Services, LLC.

Pace Analytical Services, LLC
9800 Kincey Ave. Suite 100
Huntersville, NC 28078
(704)875-9092

SAMPLE SUMMARY

Project: YAT Pooled Upgradient- RADs
Pace Project No.: 92845130

Lab ID	Sample ID	Matrix	Date Collected	Date Received
92845130001	**YAT-YGWA-17S**	Water	02/17/26 09:25	02/18/26 16:35
92845130002	**YAT-YGWA-18S**	Water	02/17/26 10:35	02/18/26 16:35
92845130003	**YAT-YGWA-18I**	Water	02/17/26 12:15	02/18/26 16:35
92845130004	**YAT-YGWA-39**	Water	02/17/26 14:05	02/18/26 16:35
92845130005	**YAT-YGWA-40**	Water	02/17/26 15:15	02/18/26 16:35
92845130007	**YAT-YGWA-3D**	Water	02/17/26 16:45	02/18/26 16:35
92845130008	**YAT-UGRD-EB-2**	Water	02/17/26 12:20	02/18/26 16:35
92845130009	**YAT-UGRD-FD-2**	Water	02/17/26 00:00	02/18/26 16:35
92845130010	**YAT-YGWA-1I**	Water	02/17/26 10:40	02/18/26 16:35
92845130011	**YAT-YGWA-1D**	Water	02/17/26 12:20	02/18/26 16:35
92845130012	**YAT-YGWA-2I**	Water	02/17/26 15:00	02/18/26 16:35
92845130013	**YAT-YGWA-3I**	Water	02/17/26 16:55	02/18/26 16:35
92845130014	**YAT-UGRD-EB-1**	Water	02/17/26 15:30	02/18/26 16:35
92845130015	**YAT-UGRD-FD-1**	Water	02/17/26 00:00	02/18/26 16:35
92845130016	**YAT-YGWA-21I**	Water	02/17/26 16:04	02/18/26 16:35
92845130017	**YAT-YGWA-4I**	Water	02/17/26 09:55	02/18/26 16:35
92845130018	**YAT-YGWA-5I**	Water	02/17/26 12:55	02/18/26 16:35
92845130019	**YAT-YGWA-20S**	Water	02/17/26 14:18	02/18/26 16:35
92845130020	**YAT-UGRD-FB-2**	Water	02/17/26 17:00	02/18/26 16:35
92845130021	**YAT-YGWA-47**	Water	02/17/26 15:00	02/18/26 16:35
92845130022	**YAT-YGWA-30I**	Water	02/17/26 12:15	02/18/26 16:35
92845130023	**YAT-YGWA-14S**	Water	02/17/26 10:10	02/18/26 16:35
92845130024	**YAT-UGRD-FB-1**	Water	02/17/26 12:00	02/18/26 16:35
92845130025	**YAT-YGWA-5D**	Water	02/17/26 11:17	02/18/26 16:35

This report shall not be reproduced, except in full,
without the written consent of Pace Analytical Services, LLC.

Pace Analytical Services, LLC
9800 Kincey Ave. Suite 100
Huntersville, NC 28078
(704)875-9092

SAMPLE ANALYTE COUNT

Project: YAT Pooled Upgradient- RADs
Pace Project No.: 92845130

Lab ID	Sample ID	Method	Analysts	Analytes Reported	Laboratory
92845130001	**YAT-YGWA-17S**	EPA 9315	SLC	1	PASI-PA
		EPA 9320	JJS1	1	PASI-PA
		Total Radium Calculation	JAL	1	PASI-PA
92845130002	**YAT-YGWA-18S**	EPA 9315	SLC	1	PASI-PA
		EPA 9320	JJS1	1	PASI-PA
		Total Radium Calculation	JAL	1	PASI-PA
92845130003	**YAT-YGWA-18I**	EPA 9315	SLC	1	PASI-PA
		EPA 9320	JJS1	1	PASI-PA
		Total Radium Calculation	JAL	1	PASI-PA
92845130004	**YAT-YGWA-39**	EPA 9315	SLC	1	PASI-PA
		EPA 9320	JJS1	1	PASI-PA
		Total Radium Calculation	JAL	1	PASI-PA
92845130005	**YAT-YGWA-40**	EPA 9315	SLC	1	PASI-PA
		EPA 9320	JJS1	1	PASI-PA
		Total Radium Calculation	JAL	1	PASI-PA
92845130007	**YAT-YGWA-3D**	EPA 9315	SLC	1	PASI-PA
		EPA 9320	JJS1	1	PASI-PA
		Total Radium Calculation	JAL	1	PASI-PA
92845130008	**YAT-UGRD-EB-2**	EPA 9315	SLC	1	PASI-PA
		EPA 9320	JJS1	1	PASI-PA
		Total Radium Calculation	JAL	1	PASI-PA
92845130009	**YAT-UGRD-FD-2**	EPA 9315	SLC	1	PASI-PA
		EPA 9320	JJS1	1	PASI-PA
		Total Radium Calculation	JAL	1	PASI-PA
92845130010	**YAT-YGWA-1I**	EPA 9315	SLC	1	PASI-PA
		EPA 9320	JJS1	1	PASI-PA
		Total Radium Calculation	JAL	1	PASI-PA
92845130011	**YAT-YGWA-1D**	EPA 9315	SLC	1	PASI-PA
		EPA 9320	JJS1	1	PASI-PA
		Total Radium Calculation	JAL	1	PASI-PA
92845130012	**YAT-YGWA-2I**	EPA 9315	SLC	1	PASI-PA
		EPA 9320	JJS1	1	PASI-PA
		Total Radium Calculation	JAL	1	PASI-PA
92845130013	**YAT-YGWA-3I**	EPA 9315	SLC	1	PASI-PA
		EPA 9320	JJS1	1	PASI-PA
		Total Radium Calculation	JAL	1	PASI-PA
92845130014	**YAT-UGRD-EB-1**	EPA 9315	SLC	1	PASI-PA

This report shall not be reproduced, except in full,
without the written consent of Pace Analytical Services, LLC.

Pace Analytical Services, LLC
9800 Kincey Ave. Suite 100
Huntersville, NC 28078
(704)875-9092

SAMPLE ANALYTE COUNT

Project: YAT Pooled Upgradient- RADs
Pace Project No.: 92845130

Lab ID	Sample ID	Method	Analysts	Analytes Reported	Laboratory
		EPA 9320	JJS1	1	PASI-PA
		Total Radium Calculation	JAL	1	PASI-PA
92845130015	**YAT-UGRD-FD-1**	EPA 9315	SLC	1	PASI-PA
		EPA 9320	JJS1	1	PASI-PA
		Total Radium Calculation	JAL	1	PASI-PA
92845130016	**YAT-YGWA-21I**	EPA 9315	SLC	1	PASI-PA
		EPA 9320	JJS1	1	PASI-PA
		Total Radium Calculation	JAL	1	PASI-PA
92845130017	**YAT-YGWA-4I**	EPA 9315	SLC	1	PASI-PA
		EPA 9320	JJS1	1	PASI-PA
		Total Radium Calculation	JAL	1	PASI-PA
92845130018	**YAT-YGWA-5I**	EPA 9315	SLC	1	PASI-PA
		EPA 9320	JJS1	1	PASI-PA
		Total Radium Calculation	JAL	1	PASI-PA
92845130019	**YAT-YGWA-20S**	EPA 9315	SLC	1	PASI-PA
		EPA 9320	JJS1	1	PASI-PA
		Total Radium Calculation	JAL	1	PASI-PA
92845130020	**YAT-UGRD-FB-2**	EPA 9315	SLC	1	PASI-PA
		EPA 9320	JJS1	1	PASI-PA
		Total Radium Calculation	JAL	1	PASI-PA
92845130021	**YAT-YGWA-47**	EPA 9315	SLC	1	PASI-PA
		EPA 9320	JJS1	1	PASI-PA
		Total Radium Calculation	JAL	1	PASI-PA
92845130022	**YAT-YGWA-30I**	EPA 9315	SLC	1	PASI-PA
		EPA 9320	VAL	1	PASI-PA
		Total Radium Calculation	JAL	1	PASI-PA
92845130023	**YAT-YGWA-14S**	EPA 9315	SLC	1	PASI-PA
		EPA 9320	VAL	1	PASI-PA
		Total Radium Calculation	JAL	1	PASI-PA
92845130024	**YAT-UGRD-FB-1**	EPA 9315	SLC	1	PASI-PA
		EPA 9320	VAL	1	PASI-PA
		Total Radium Calculation	JAL	1	PASI-PA
92845130025	**YAT-YGWA-5D**	EPA 9315	SLC	1	PASI-PA
		EPA 9320	VAL	1	PASI-PA
		Total Radium Calculation	JAL	1	PASI-PA

PASI-PA = Pace Analytical Services - Greensburg

This report shall not be reproduced, except in full,
without the written consent of Pace Analytical Services, LLC.

Pace Analytical Services, LLC
9800 Kincey Ave. Suite 100
Huntersville, NC 28078
(704)875-9092

SUMMARY OF DETECTION

Project: YAT Pooled Upgradient- RADs
Pace Project No.: 92845130

Lab Sample ID Method	Client Sample ID Parameters	Result	Units	Report Limit	Analyzed	Qualifiers
92845130001	**YAT-YGWA-17S**					
EPA 9315	Radium-226	0.0724U ± 0.102 (0.221) C:83% T:NA	pCi/L		03/09/26 08:07	
EPA 9320	Radium-228	0.803 ± 0.410 (0.701) C:73% T:88%	pCi/L		03/05/26 14:37	
Total Radium Calculation	Total Radium	0.875U ± 0.512 (0.922)	pCi/L		03/09/26 13:49	
92845130002	**YAT-YGWA-18S**					
EPA 9315	Radium-226	0.0507U ± 0.136 (0.325) C:65% T:NA	pCi/L		03/09/26 08:07	
EPA 9320	Radium-228	0.822 ± 0.452 (0.806) C:75% T:81%	pCi/L		03/05/26 14:37	
Total Radium Calculation	Total Radium	0.873U ± 0.588 (1.13)	pCi/L		03/09/26 13:49	
92845130003	**YAT-YGWA-18I**					
EPA 9315	Radium-226	0.0803U ± 0.117 (0.256) C:77% T:NA	pCi/L		03/09/26 08:07	
EPA 9320	Radium-228	-0.243U ± 0.422 (1.04) C:76% T:79%	pCi/L		03/05/26 14:38	
Total Radium Calculation	Total Radium	0.0803U ± 0.539 (1.30)	pCi/L		03/09/26 13:49	
92845130004	**YAT-YGWA-39**					
EPA 9315	Radium-226	0.513 ± 0.220 (0.301) C:76% T:NA	pCi/L		03/09/26 08:07	
EPA 9320	Radium-228	0.254U ± 0.361 (0.774) C:75% T:89%	pCi/L		03/05/26 14:38	
Total Radium Calculation	Total Radium	0.767U ± 0.581 (1.08)	pCi/L		03/09/26 13:49	

This report shall not be reproduced, except in full,
without the written consent of Pace Analytical Services, LLC.

Pace Analytical Services, LLC
9800 Kincey Ave. Suite 100
Huntersville, NC 28078
(704)875-9092

SUMMARY OF DETECTION

Project: YAT Pooled Upgradient- RADs
Pace Project No.: 92845130

Lab Sample ID Method	Client Sample ID Parameters	Result	Units	Report Limit	Analyzed	Qualifiers
92845130005	**YAT-YGWA-40**					
EPA 9315	Radium-226	0.243U ± 0.156 (0.259) C:75% T:NA	pCi/L		03/09/26 08:07	
EPA 9320	Radium-228	-0.0254U ± 0.333 (0.786) C:77% T:85%	pCi/L		03/05/26 14:38	
Total Radium Calculation	Total Radium	0.243U ± 0.489 (1.05)	pCi/L		03/09/26 13:49	
92845130007	**YAT-YGWA-3D**					
EPA 9315	Radium-226	1.44 ± 0.365 (0.276) C:82% T:NA	pCi/L		03/09/26 08:08	
EPA 9320	Radium-228	1.45 ± 0.567 (0.872) C:81% T:79%	pCi/L		03/05/26 14:38	
Total Radium Calculation	Total Radium	2.89 ± 0.932 (1.15)	pCi/L		03/09/26 13:49	
92845130008	**YAT-UGRD-EB-2**					
EPA 9315	Radium-226	0.0788U ± 0.137 (0.312) C:83% T:NA	pCi/L		03/09/26 08:08	
EPA 9320	Radium-228	0.468U ± 0.434 (0.886) C:75% T:86%	pCi/L		03/05/26 14:38	
Total Radium Calculation	Total Radium	0.547U ± 0.571 (1.20)	pCi/L		03/09/26 13:49	
92845130009	**YAT-UGRD-FD-2**					
EPA 9315	Radium-226	-0.0382U ± 0.129 (0.356) C:67% T:NA	pCi/L		03/09/26 08:09	
EPA 9320	Radium-228	0.565U ± 0.481 (0.973) C:79% T:75%	pCi/L		03/05/26 14:38	
Total Radium Calculation	Total Radium	0.565U ± 0.610 (1.33)	pCi/L		03/09/26 13:49	

This report shall not be reproduced, except in full,
without the written consent of Pace Analytical Services, LLC.

Pace Analytical Services, LLC
9800 Kincey Ave. Suite 100
Huntersville, NC 28078
(704)875-9092

SUMMARY OF DETECTION

Project: YAT Pooled Upgradient- RADs
Pace Project No.: 92845130

Lab Sample ID Method	Client Sample ID Parameters	Result	Units	Report Limit	Analyzed	Qualifiers
92845130010	**YAT-YGWA-1I**					
EPA 9315	Radium-226	0.112U ± 0.135 (0.286) C:80% T:NA	pCi/L		03/09/26 08:09	
EPA 9320	Radium-228	0.261U ± 0.360 (0.770) C:78% T:85%	pCi/L		03/05/26 14:38	
Total Radium Calculation	Total Radium	0.373U ± 0.495 (1.06)	pCi/L		03/09/26 13:49	
92845130011	**YAT-YGWA-1D**					
EPA 9315	Radium-226	0.0632U ± 0.141 (0.330) C:74% T:NA	pCi/L		03/09/26 08:09	
EPA 9320	Radium-228	0.471U ± 0.389 (0.772) C:78% T:81%	pCi/L		03/05/26 14:38	
Total Radium Calculation	Total Radium	0.534U ± 0.530 (1.10)	pCi/L		03/09/26 13:49	
92845130012	**YAT-YGWA-2I**					
EPA 9315	Radium-226	0.0892U ± 0.117 (0.250) C:81% T:NA	pCi/L		03/09/26 08:09	
EPA 9320	Radium-228	0.634U ± 0.420 (0.800) C:81% T:81%	pCi/L		03/05/26 14:38	
Total Radium Calculation	Total Radium	0.723U ± 0.537 (1.05)	pCi/L		03/09/26 13:49	
92845130013	**YAT-YGWA-3I**					
EPA 9315	Radium-226	0.660 ± 0.222 (0.214) C:81% T:NA	pCi/L		03/09/26 08:09	
EPA 9320	Radium-228	0.0819U ± 0.460 (1.04) C:76% T:84%	pCi/L		03/05/26 14:38	
Total Radium Calculation	Total Radium	0.742U ± 0.682 (1.25)	pCi/L		03/09/26 13:49	

This report shall not be reproduced, except in full,
without the written consent of Pace Analytical Services, LLC.

Pace Analytical Services, LLC
9800 Kincey Ave. Suite 100
Huntersville, NC 28078
(704)875-9092

SUMMARY OF DETECTION

Project: YAT Pooled Upgradient- RADs
Pace Project No.: 92845130

Lab Sample ID Method	Client Sample ID Parameters	Result	Units	Report Limit	Analyzed	Qualifiers
92845130014	**YAT-UGRD-EB-1**					
EPA 9315	Radium-226	0.00464U ± 0.112 (0.287) C:85% T:NA	pCi/L		03/09/26 08:10	
EPA 9320	Radium-228	-0.150U ± 0.315 (0.776) C:80% T:80%	pCi/L		03/05/26 14:39	
Total Radium Calculation	Total Radium	0.00464U ± 0.427 (1.06)	pCi/L		03/09/26 13:49	
92845130015	**YAT-UGRD-FD-1**					
EPA 9315	Radium-226	-0.00293U ± 0.111 (0.291) C:80% T:NA	pCi/L		03/09/26 08:10	
EPA 9320	Radium-228	0.553U ± 0.401 (0.772) C:72% T:86%	pCi/L		03/05/26 14:39	
Total Radium Calculation	Total Radium	0.553U ± 0.512 (1.06)	pCi/L		03/09/26 13:49	
92845130016	**YAT-YGWA-21I**					
EPA 9315	Radium-226	0.713 ± 0.264 (0.357) C:74% T:NA	pCi/L		03/09/26 08:10	
EPA 9320	Radium-228	0.141U ± 0.371 (0.832) C:77% T:78%	pCi/L		03/05/26 14:39	
Total Radium Calculation	Total Radium	0.854U ± 0.635 (1.19)	pCi/L		03/09/26 13:49	
92845130017	**YAT-YGWA-4I**					
EPA 9315	Radium-226	0.874 ± 0.293 (0.360) C:74% T:NA	pCi/L		03/09/26 08:10	
EPA 9320	Radium-228	0.586U ± 0.387 (0.727) C:78% T:83%	pCi/L		03/05/26 14:39	
Total Radium Calculation	Total Radium	1.46 ± 0.680 (1.09)	pCi/L		03/09/26 13:49	

This report shall not be reproduced, except in full,
without the written consent of Pace Analytical Services, LLC.

Pace Analytical Services, LLC
9800 Kincey Ave. Suite 100
Huntersville, NC 28078
(704)875-9092

SUMMARY OF DETECTION

Project: YAT Pooled Upgradient- RADs
Pace Project No.: 92845130

Lab Sample ID Method	Client Sample ID Parameters	Result	Units	Report Limit	Analyzed	Qualifiers
92845130018	**YAT-YGWA-5I**					
EPA 9315	Radium-226	0.175U ± 0.135 (0.244) C:85% T:NA	pCi/L		03/09/26 08:10	
EPA 9320	Radium-228	0.610U ± 0.419 (0.805) C:80% T:80%	pCi/L		03/05/26 14:39	
Total Radium Calculation	Total Radium	0.785U ± 0.554 (1.05)	pCi/L		03/09/26 13:49	
92845130019	**YAT-YGWA-20S**					
EPA 9315	Radium-226	0.125U ± 0.134 (0.275) C:80% T:NA	pCi/L		03/09/26 08:10	
EPA 9320	Radium-228	0.798U ± 0.467 (0.871) C:81% T:86%	pCi/L		03/05/26 14:39	
Total Radium Calculation	Total Radium	0.923U ± 0.601 (1.15)	pCi/L		03/09/26 13:49	
92845130020	**YAT-UGRD-FB-2**					
EPA 9315	Radium-226	-0.0703U ± 0.0779 (0.268) C:75% T:NA	pCi/L		03/09/26 08:10	
EPA 9320	Radium-228	0.307U ± 0.402 (0.858) C:81% T:83%	pCi/L		03/05/26 14:39	
Total Radium Calculation	Total Radium	0.307U ± 0.480 (1.13)	pCi/L		03/09/26 13:49	
92845130021	**YAT-YGWA-47**					
EPA 9315	Radium-226	0.238U ± 0.181 (0.319) C:57% T:NA	pCi/L		03/09/26 08:11	
EPA 9320	Radium-228	0.912 ± 0.487 (0.881) C:83% T:82%	pCi/L		03/05/26 14:39	
Total Radium Calculation	Total Radium	1.15U ± 0.668 (1.20)	pCi/L		03/09/26 13:49	

This report shall not be reproduced, except in full,
without the written consent of Pace Analytical Services, LLC.

Pace Analytical Services, LLC
9800 Kincey Ave. Suite 100
Huntersville, NC 28078
(704)875-9092

SUMMARY OF DETECTION

Project: YAT Pooled Upgradient- RADs
Pace Project No.: 92845130

Lab Sample ID Method	Client Sample ID Parameters	Result	Units	Report Limit	Analyzed	Qualifiers
92845130022	**YAT-YGWA-30I**					
EPA 9315	Radium-226	-0.0184U ± 0.101 (0.282) C:90% T:NA	pCi/L		03/06/26 08:17	
EPA 9320	Radium-228	1.14 ± 0.517 (0.897) C:78% T:90%	pCi/L		03/04/26 16:06	
Total Radium Calculation	Total Radium	1.14U ± 0.618 (1.18)	pCi/L		03/09/26 13:58	
92845130023	**YAT-YGWA-14S**					
EPA 9315	Radium-226	0.0114U ± 0.107 (0.277) C:88% T:NA	pCi/L		03/06/26 08:17	
EPA 9320	Radium-228	1.03 ± 0.530 (0.932) C:75% T:77%	pCi/L		03/04/26 16:07	
Total Radium Calculation	Total Radium	1.04U ± 0.637 (1.21)	pCi/L		03/09/26 13:58	
92845130024	**YAT-UGRD-FB-1**					
EPA 9315	Radium-226	-0.0199U ± 0.0838 (0.252) C:88% T:NA	pCi/L		03/06/26 12:56	
EPA 9320	Radium-228	0.842 ± 0.450 (0.797) C:73% T:81%	pCi/L		03/04/26 16:09	
Total Radium Calculation	Total Radium	0.842U ± 0.534 (1.05)	pCi/L		03/09/26 13:58	
92845130025	**YAT-YGWA-5D**					
EPA 9315	Radium-226	1.92 ± 0.452 (0.296) C:86% T:NA	pCi/L		03/06/26 08:17	
EPA 9320	Radium-228	0.801 ± 0.414 (0.720) C:78% T:84%	pCi/L		03/04/26 16:09	
Total Radium Calculation	Total Radium	2.72 ± 0.866 (1.02)	pCi/L		03/09/26 13:58	

This report shall not be reproduced, except in full,
without the written consent of Pace Analytical Services, LLC.

Pace Analytical Services, LLC
9800 Kincey Ave. Suite 100
Huntersville, NC 28078
(704)875-9092

ANALYTICAL RESULTS - RADIOCHEMISTRY

Project: YAT Pooled Upgradient- RADs
Pace Project No.: 92845130

Sample: YAT-YGWA-17S **Lab ID: 92845130001** Collected: 02/17/26 09:25 Received: 02/18/26 16:35 Matrix: Water
PWS: Site ID: Sample Type:

Parameters	Method	Act ± Unc (MDC) Carr Trac	Units	Analyzed	CAS No.	Qual
	Pace Analytical Services - Greensburg					
Radium-226	EPA 9315	**0.0724U ± 0.102 (0.221) C:83% T:NA**	pCi/L	03/09/26 08:07	13982-63-3	
	Pace Analytical Services - Greensburg					
Radium-228	EPA 9320	**0.803 ± 0.410 (0.701) C:73% T:88%**	pCi/L	03/05/26 14:37	15262-20-1	
	Pace Analytical Services - Greensburg					
Total Radium	Total Radium Calculation	**0.875U ± 0.512 (0.922)**	pCi/L	03/09/26 13:49	7440-14-4	

This report shall not be reproduced, except in full,
without the written consent of Pace Analytical Services, LLC.

Pace Analytical Services, LLC
9800 Kincey Ave. Suite 100
Huntersville, NC 28078
(704)875-9092

ANALYTICAL RESULTS - RADIOCHEMISTRY

Project: YAT Pooled Upgradient- RADs
Pace Project No.: 92845130

Sample: YAT-YGWA-18S **Lab ID: 92845130002** Collected: 02/17/26 10:35 Received: 02/18/26 16:35 Matrix: Water
PWS: Site ID: Sample Type:

Parameters	Method	Act ± Unc (MDC) Carr Trac	Units	Analyzed	CAS No.	Qual
	Pace Analytical Services - Greensburg					
Radium-226	EPA 9315	**0.0507U ± 0.136 (0.325) C:65% T:NA**	pCi/L	03/09/26 08:07	13982-63-3	
	Pace Analytical Services - Greensburg					
Radium-228	EPA 9320	**0.822 ± 0.452 (0.806) C:75% T:81%**	pCi/L	03/05/26 14:37	15262-20-1	
	Pace Analytical Services - Greensburg					
Total Radium	Total Radium Calculation	**0.873U ± 0.588 (1.13)**	pCi/L	03/09/26 13:49	7440-14-4	

This report shall not be reproduced, except in full,
without the written consent of Pace Analytical Services, LLC.

Pace Analytical Services, LLC
9800 Kincey Ave. Suite 100
Huntersville, NC 28078
(704)875-9092

ANALYTICAL RESULTS - RADIOCHEMISTRY

Project: YAT Pooled Upgradient- RADs
Pace Project No.: 92845130

Sample: YAT-YGWA-18I **Lab ID: 92845130003** Collected: 02/17/26 12:15 Received: 02/18/26 16:35 Matrix: Water
PWS: Site ID: Sample Type:

Parameters	Method	Act ± Unc (MDC) Carr Trac	Units	Analyzed	CAS No.	Qual
	Pace Analytical Services - Greensburg					
Radium-226	EPA 9315	**0.0803U ± 0.117 (0.256) C:77% T:NA**	pCi/L	03/09/26 08:07	13982-63-3	
	Pace Analytical Services - Greensburg					
Radium-228	EPA 9320	**-0.243U ± 0.422 (1.04) C:76% T:79%**	pCi/L	03/05/26 14:38	15262-20-1	
	Pace Analytical Services - Greensburg					
Total Radium	Total Radium Calculation	**0.0803U ± 0.539 (1.30)**	pCi/L	03/09/26 13:49	7440-14-4	

This report shall not be reproduced, except in full,
without the written consent of Pace Analytical Services, LLC.

Pace Analytical Services, LLC
9800 Kincey Ave. Suite 100
Huntersville, NC 28078
(704)875-9092

ANALYTICAL RESULTS - RADIOCHEMISTRY

Project: YAT Pooled Upgradient- RADs
Pace Project No.: 92845130

Sample: YAT-YGWA-39 **Lab ID: 92845130004** Collected: 02/17/26 14:05 Received: 02/18/26 16:35 Matrix: Water
PWS: Site ID: Sample Type:

Parameters	Method	Act ± Unc (MDC) Carr Trac	Units	Analyzed	CAS No.	Qual
	Pace Analytical Services - Greensburg					
Radium-226	EPA 9315	**0.513 ± 0.220 (0.301)** **C:76% T:NA**	pCi/L	03/09/26 08:07	13982-63-3	
	Pace Analytical Services - Greensburg					
Radium-228	EPA 9320	**0.254U ± 0.361 (0.774)** **C:75% T:89%**	pCi/L	03/05/26 14:38	15262-20-1	
	Pace Analytical Services - Greensburg					
Total Radium	Total Radium Calculation	**0.767U ± 0.581 (1.08)**	pCi/L	03/09/26 13:49	7440-14-4	

REPORT OF LABORATORY ANALYSIS

This report shall not be reproduced, except in full,
without the written consent of Pace Analytical Services, LLC.

Pace Analytical Services, LLC
9800 Kincey Ave. Suite 100
Huntersville, NC 28078
(704)875-9092

ANALYTICAL RESULTS - RADIOCHEMISTRY

Project: YAT Pooled Upgradient- RADs
Pace Project No.: 92845130

Sample: YAT-YGWA-40 **Lab ID: 92845130005** Collected: 02/17/26 15:15 Received: 02/18/26 16:35 Matrix: Water
PWS: Site ID: Sample Type:

Parameters	Method	Act ± Unc (MDC) Carr Trac	Units	Analyzed	CAS No.	Qual
	Pace Analytical Services - Greensburg					
Radium-226	EPA 9315	**0.243U ± 0.156 (0.259)** **C:75% T:NA**	pCi/L	03/09/26 08:07	13982-63-3	
	Pace Analytical Services - Greensburg					
Radium-228	EPA 9320	**-0.0254U ± 0.333 (0.786)** **C:77% T:85%**	pCi/L	03/05/26 14:38	15262-20-1	
	Pace Analytical Services - Greensburg					
Total Radium	Total Radium Calculation	**0.243U ± 0.489 (1.05)**	pCi/L	03/09/26 13:49	7440-14-4	

This report shall not be reproduced, except in full,
without the written consent of Pace Analytical Services, LLC.

Pace Analytical Services, LLC
9800 Kincey Ave. Suite 100
Huntersville, NC 28078
(704)875-9092

ANALYTICAL RESULTS - RADIOCHEMISTRY

Project: YAT Pooled Upgradient- RADs
Pace Project No.: 92845130

Sample: YAT-YGWA-3D **Lab ID: 92845130007** Collected: 02/17/26 16:45 Received: 02/18/26 16:35 Matrix: Water
PWS: Site ID: Sample Type:

Parameters	Method	Act ± Unc (MDC) Carr Trac	Units	Analyzed	CAS No.	Qual
	Pace Analytical Services - Greensburg					
Radium-226	EPA 9315	**1.44 ± 0.365 (0.276)** **C:82% T:NA**	pCi/L	03/09/26 08:08	13982-63-3	
	Pace Analytical Services - Greensburg					
Radium-228	EPA 9320	**1.45 ± 0.567 (0.872)** **C:81% T:79%**	pCi/L	03/05/26 14:38	15262-20-1	
	Pace Analytical Services - Greensburg					
Total Radium	Total Radium Calculation	**2.89 ± 0.932 (1.15)**	pCi/L	03/09/26 13:49	7440-14-4	

This report shall not be reproduced, except in full,
without the written consent of Pace Analytical Services, LLC.

Pace Analytical Services, LLC
9800 Kincey Ave. Suite 100
Huntersville, NC 28078
(704)875-9092

ANALYTICAL RESULTS - RADIOCHEMISTRY

Project: YAT Pooled Upgradient- RADs
Pace Project No.: 92845130

Sample: YAT-UGRD-EB-2 **Lab ID: 92845130008** Collected: 02/17/26 12:20 Received: 02/18/26 16:35 Matrix: Water
PWS: Site ID: Sample Type:

Parameters	Method	Act ± Unc (MDC) Carr Trac	Units	Analyzed	CAS No.	Qual
	Pace Analytical Services - Greensburg					
Radium-226	EPA 9315	**0.0788U ± 0.137 (0.312)** **C:83% T:NA**	pCi/L	03/09/26 08:08	13982-63-3	
	Pace Analytical Services - Greensburg					
Radium-228	EPA 9320	**0.468U ± 0.434 (0.886)** **C:75% T:86%**	pCi/L	03/05/26 14:38	15262-20-1	
	Pace Analytical Services - Greensburg					
Total Radium	Total Radium Calculation	**0.547U ± 0.571 (1.20)**	pCi/L	03/09/26 13:49	7440-14-4	

This report shall not be reproduced, except in full,
without the written consent of Pace Analytical Services, LLC.

Pace Analytical Services, LLC
9800 Kincey Ave. Suite 100
Huntersville, NC 28078
(704)875-9092

ANALYTICAL RESULTS - RADIOCHEMISTRY

Project: YAT Pooled Upgradient- RADs
Pace Project No.: 92845130

Sample: YAT-UGRD-FD-2 **Lab ID: 92845130009** Collected: 02/17/26 00:00 Received: 02/18/26 16:35 Matrix: Water
PWS: Site ID: Sample Type:

Parameters	Method	Act ± Unc (MDC) Carr Trac	Units	Analyzed	CAS No.	Qual
	Pace Analytical Services - Greensburg					
Radium-226	EPA 9315	**-0.0382U ± 0.129 (0.356) C:67% T:NA**	pCi/L	03/09/26 08:09	13982-63-3	
	Pace Analytical Services - Greensburg					
Radium-228	EPA 9320	**0.565U ± 0.481 (0.973) C:79% T:75%**	pCi/L	03/05/26 14:38	15262-20-1	
	Pace Analytical Services - Greensburg					
Total Radium	Total Radium Calculation	**0.565U ± 0.610 (1.33)**	pCi/L	03/09/26 13:49	7440-14-4	

REPORT OF LABORATORY ANALYSIS

This report shall not be reproduced, except in full,
without the written consent of Pace Analytical Services, LLC.

Pace Analytical Services, LLC
9800 Kincey Ave. Suite 100
Huntersville, NC 28078
(704)875-9092

ANALYTICAL RESULTS - RADIOCHEMISTRY

Project: YAT Pooled Upgradient- RADs
Pace Project No.: 92845130

Sample: YAT-YGWA-1I **Lab ID: 92845130010** Collected: 02/17/26 10:40 Received: 02/18/26 16:35 Matrix: Water
PWS: Site ID: Sample Type:

Parameters	Method	Act ± Unc (MDC) Carr Trac	Units	Analyzed	CAS No.	Qual
	Pace Analytical Services - Greensburg					
Radium-226	EPA 9315	**0.112U ± 0.135 (0.286)** **C:80% T:NA**	pCi/L	03/09/26 08:09	13982-63-3	
	Pace Analytical Services - Greensburg					
Radium-228	EPA 9320	**0.261U ± 0.360 (0.770)** **C:78% T:85%**	pCi/L	03/05/26 14:38	15262-20-1	
	Pace Analytical Services - Greensburg					
Total Radium	Total Radium Calculation	**0.373U ± 0.495 (1.06)**	pCi/L	03/09/26 13:49	7440-14-4	

This report shall not be reproduced, except in full,
without the written consent of Pace Analytical Services, LLC.

Pace Analytical Services, LLC
9800 Kincey Ave. Suite 100
Huntersville, NC 28078
(704)875-9092

ANALYTICAL RESULTS - RADIOCHEMISTRY

Project: YAT Pooled Upgradient- RADs
Pace Project No.: 92845130

Sample: YAT-YGWA-1D **Lab ID: 92845130011** Collected: 02/17/26 12:20 Received: 02/18/26 16:35 Matrix: Water
PWS: Site ID: Sample Type:

Parameters	Method	Act ± Unc (MDC) Carr Trac	Units	Analyzed	CAS No.	Qual
	Pace Analytical Services - Greensburg					
Radium-226	EPA 9315	**0.0632U ± 0.141 (0.330)** **C:74% T:NA**	pCi/L	03/09/26 08:09	13982-63-3	
	Pace Analytical Services - Greensburg					
Radium-228	EPA 9320	**0.471U ± 0.389 (0.772)** **C:78% T:81%**	pCi/L	03/05/26 14:38	15262-20-1	
	Pace Analytical Services - Greensburg					
Total Radium	Total Radium Calculation	**0.534U ± 0.530 (1.10)**	pCi/L	03/09/26 13:49	7440-14-4	

This report shall not be reproduced, except in full,
without the written consent of Pace Analytical Services, LLC.

Pace Analytical Services, LLC
9800 Kincey Ave. Suite 100
Huntersville, NC 28078
(704)875-9092

ANALYTICAL RESULTS - RADIOCHEMISTRY

Project: YAT Pooled Upgradient- RADs
Pace Project No.: 92845130

Sample: YAT-YGWA-2I **Lab ID: 92845130012** Collected: 02/17/26 15:00 Received: 02/18/26 16:35 Matrix: Water
PWS: Site ID: Sample Type:

Parameters	Method	Act ± Unc (MDC) Carr Trac	Units	Analyzed	CAS No.	Qual
	Pace Analytical Services - Greensburg					
Radium-226	EPA 9315	**0.0892U ± 0.117 (0.250) C:81% T:NA**	pCi/L	03/09/26 08:09	13982-63-3	
	Pace Analytical Services - Greensburg					
Radium-228	EPA 9320	**0.634U ± 0.420 (0.800) C:81% T:81%**	pCi/L	03/05/26 14:38	15262-20-1	
	Pace Analytical Services - Greensburg					
Total Radium	Total Radium Calculation	**0.723U ± 0.537 (1.05)**	pCi/L	03/09/26 13:49	7440-14-4	

This report shall not be reproduced, except in full,
without the written consent of Pace Analytical Services, LLC.

Pace Analytical Services, LLC
9800 Kincey Ave. Suite 100
Huntersville, NC 28078
(704)875-9092

ANALYTICAL RESULTS - RADIOCHEMISTRY

Project: YAT Pooled Upgradient- RADs
Pace Project No.: 92845130

Sample: YAT-YGWA-3I **Lab ID: 92845130013** Collected: 02/17/26 16:55 Received: 02/18/26 16:35 Matrix: Water
PWS: Site ID: Sample Type:

Parameters	Method	Act ± Unc (MDC) Carr Trac	Units	Analyzed	CAS No.	Qual
	Pace Analytical Services - Greensburg					
Radium-226	EPA 9315	**0.660 ± 0.222 (0.214)** **C:81% T:NA**	pCi/L	03/09/26 08:09	13982-63-3	
	Pace Analytical Services - Greensburg					
Radium-228	EPA 9320	**0.0819U ± 0.460 (1.04)** **C:76% T:84%**	pCi/L	03/05/26 14:38	15262-20-1	
	Pace Analytical Services - Greensburg					
Total Radium	Total Radium Calculation	**0.742U ± 0.682 (1.25)**	pCi/L	03/09/26 13:49	7440-14-4	

REPORT OF LABORATORY ANALYSIS

This report shall not be reproduced, except in full,
without the written consent of Pace Analytical Services, LLC.

Pace Analytical Services, LLC
9800 Kincey Ave. Suite 100
Huntersville, NC 28078
(704)875-9092

ANALYTICAL RESULTS - RADIOCHEMISTRY

Project: YAT Pooled Upgradient- RADs
Pace Project No.: 92845130

Sample: YAT-UGRD-EB-1 **Lab ID: 92845130014** Collected: 02/17/26 15:30 Received: 02/18/26 16:35 Matrix: Water
PWS: Site ID: Sample Type:

Parameters	Method	Act ± Unc (MDC) Carr Trac	Units	Analyzed	CAS No.	Qual
	Pace Analytical Services - Greensburg					
Radium-226	EPA 9315	**0.00464U ± 0.112 (0.287) C:85% T:NA**	pCi/L	03/09/26 08:10	13982-63-3	
	Pace Analytical Services - Greensburg					
Radium-228	EPA 9320	**-0.150U ± 0.315 (0.776) C:80% T:80%**	pCi/L	03/05/26 14:39	15262-20-1	
	Pace Analytical Services - Greensburg					
Total Radium	Total Radium Calculation	**0.00464U ± 0.427 (1.06)**	pCi/L	03/09/26 13:49	7440-14-4	

This report shall not be reproduced, except in full,
without the written consent of Pace Analytical Services, LLC.

Pace Analytical Services, LLC
9800 Kincey Ave. Suite 100
Huntersville, NC 28078
(704)875-9092

ANALYTICAL RESULTS - RADIOCHEMISTRY

Project: YAT Pooled Upgradient- RADs
Pace Project No.: 92845130

Sample: YAT-UGRD-FD-1 **Lab ID: 92845130015** Collected: 02/17/26 00:00 Received: 02/18/26 16:35 Matrix: Water
PWS: Site ID: Sample Type:

Parameters	Method	Act ± Unc (MDC) Carr Trac	Units	Analyzed	CAS No.	Qual
	Pace Analytical Services - Greensburg					
Radium-226	EPA 9315	**-0.00293U ± 0.111 (0.291) C:80% T:NA**	pCi/L	03/09/26 08:10	13982-63-3	
	Pace Analytical Services - Greensburg					
Radium-228	EPA 9320	**0.553U ± 0.401 (0.772) C:72% T:86%**	pCi/L	03/05/26 14:39	15262-20-1	
	Pace Analytical Services - Greensburg					
Total Radium	Total Radium Calculation	**0.553U ± 0.512 (1.06)**	pCi/L	03/09/26 13:49	7440-14-4	

This report shall not be reproduced, except in full,
without the written consent of Pace Analytical Services, LLC.

Pace Analytical Services, LLC
9800 Kincey Ave. Suite 100
Huntersville, NC 28078
(704)875-9092

ANALYTICAL RESULTS - RADIOCHEMISTRY

Project: YAT Pooled Upgradient- RADs
Pace Project No.: 92845130

Sample: YAT-YGWA-21I **Lab ID: 92845130016** Collected: 02/17/26 16:04 Received: 02/18/26 16:35 Matrix: Water
PWS: Site ID: Sample Type:

Parameters	Method	Act ± Unc (MDC) Carr Trac	Units	Analyzed	CAS No.	Qual
	Pace Analytical Services - Greensburg					
Radium-226	EPA 9315	**0.713 ± 0.264 (0.357)** **C:74% T:NA**	pCi/L	03/09/26 08:10	13982-63-3	
	Pace Analytical Services - Greensburg					
Radium-228	EPA 9320	**0.141U ± 0.371 (0.832)** **C:77% T:78%**	pCi/L	03/05/26 14:39	15262-20-1	
	Pace Analytical Services - Greensburg					
Total Radium	Total Radium Calculation	**0.854U ± 0.635 (1.19)**	pCi/L	03/09/26 13:49	7440-14-4	

This report shall not be reproduced, except in full,
without the written consent of Pace Analytical Services, LLC.

Pace Analytical Services, LLC
9800 Kincey Ave. Suite 100
Huntersville, NC 28078
(704)875-9092

ANALYTICAL RESULTS - RADIOCHEMISTRY

Project: YAT Pooled Upgradient- RADs
Pace Project No.: 92845130

Sample: YAT-YGWA-4I **Lab ID: 92845130017** Collected: 02/17/26 09:55 Received: 02/18/26 16:35 Matrix: Water
PWS: Site ID: Sample Type:

Parameters	Method	Act ± Unc (MDC) Carr Trac	Units	Analyzed	CAS No.	Qual
	Pace Analytical Services - Greensburg					
Radium-226	EPA 9315	**0.874 ± 0.293 (0.360)** **C:74% T:NA**	pCi/L	03/09/26 08:10	13982-63-3	
	Pace Analytical Services - Greensburg					
Radium-228	EPA 9320	**0.586U ± 0.387 (0.727)** **C:78% T:83%**	pCi/L	03/05/26 14:39	15262-20-1	
	Pace Analytical Services - Greensburg					
Total Radium	Total Radium Calculation	**1.46 ± 0.680 (1.09)**	pCi/L	03/09/26 13:49	7440-14-4	

This report shall not be reproduced, except in full,
without the written consent of Pace Analytical Services, LLC.

Pace Analytical Services, LLC
9800 Kincey Ave. Suite 100
Huntersville, NC 28078
(704)875-9092

ANALYTICAL RESULTS - RADIOCHEMISTRY

Project: YAT Pooled Upgradient- RADs
Pace Project No.: 92845130

Sample: YAT-YGWA-5I **Lab ID: 92845130018** Collected: 02/17/26 12:55 Received: 02/18/26 16:35 Matrix: Water
PWS: Site ID: Sample Type:

Parameters	Method	Act ± Unc (MDC) Carr Trac	Units	Analyzed	CAS No.	Qual
	Pace Analytical Services - Greensburg					
Radium-226	EPA 9315	**0.175U ± 0.135 (0.244)** **C:85% T:NA**	pCi/L	03/09/26 08:10	13982-63-3	
	Pace Analytical Services - Greensburg					
Radium-228	EPA 9320	**0.610U ± 0.419 (0.805)** **C:80% T:80%**	pCi/L	03/05/26 14:39	15262-20-1	
	Pace Analytical Services - Greensburg					
Total Radium	Total Radium Calculation	**0.785U ± 0.554 (1.05)**	pCi/L	03/09/26 13:49	7440-14-4	

This report shall not be reproduced, except in full,
without the written consent of Pace Analytical Services, LLC.

Pace Analytical Services, LLC
9800 Kincey Ave. Suite 100
Huntersville, NC 28078
(704)875-9092

ANALYTICAL RESULTS - RADIOCHEMISTRY

Project: YAT Pooled Upgradient- RADs
Pace Project No.: 92845130

Sample: YAT-YGWA-20S **Lab ID: 92845130019** Collected: 02/17/26 14:18 Received: 02/18/26 16:35 Matrix: Water
PWS: Site ID: Sample Type:

Parameters	Method	Act ± Unc (MDC) Carr Trac	Units	Analyzed	CAS No.	Qual
	Pace Analytical Services - Greensburg					
Radium-226	EPA 9315	**0.125U ± 0.134 (0.275)** **C:80% T:NA**	pCi/L	03/09/26 08:10	13982-63-3	
	Pace Analytical Services - Greensburg					
Radium-228	EPA 9320	**0.798U ± 0.467 (0.871)** **C:81% T:86%**	pCi/L	03/05/26 14:39	15262-20-1	
	Pace Analytical Services - Greensburg					
Total Radium	Total Radium Calculation	**0.923U ± 0.601 (1.15)**	pCi/L	03/09/26 13:49	7440-14-4	

This report shall not be reproduced, except in full,
without the written consent of Pace Analytical Services, LLC.

Pace Analytical Services, LLC
9800 Kincey Ave. Suite 100
Huntersville, NC 28078
(704)875-9092

ANALYTICAL RESULTS - RADIOCHEMISTRY

Project: YAT Pooled Upgradient- RADs
Pace Project No.: 92845130

Sample: YAT-UGRD-FB-2 **Lab ID: 92845130020** Collected: 02/17/26 17:00 Received: 02/18/26 16:35 Matrix: Water
PWS: Site ID: Sample Type:

Parameters	Method	Act ± Unc (MDC) Carr Trac	Units	Analyzed	CAS No.	Qual
	Pace Analytical Services - Greensburg					
Radium-226	EPA 9315	**-0.0703U ± 0.0779 (0.268) C:75% T:NA**	pCi/L	03/09/26 08:10	13982-63-3	
	Pace Analytical Services - Greensburg					
Radium-228	EPA 9320	**0.307U ± 0.402 (0.858) C:81% T:83%**	pCi/L	03/05/26 14:39	15262-20-1	
	Pace Analytical Services - Greensburg					
Total Radium	Total Radium Calculation	**0.307U ± 0.480 (1.13)**	pCi/L	03/09/26 13:49	7440-14-4	

This report shall not be reproduced, except in full,
without the written consent of Pace Analytical Services, LLC.

Pace Analytical Services, LLC
9800 Kincey Ave. Suite 100
Huntersville, NC 28078
(704)875-9092

ANALYTICAL RESULTS - RADIOCHEMISTRY

Project: YAT Pooled Upgradient- RADs
Pace Project No.: 92845130

Sample: YAT-YGWA-47 **Lab ID: 92845130021** Collected: 02/17/26 15:00 Received: 02/18/26 16:35 Matrix: Water
PWS: Site ID: Sample Type:

Parameters	Method	Act ± Unc (MDC) Carr Trac	Units	Analyzed	CAS No.	Qual
	Pace Analytical Services - Greensburg					
Radium-226	EPA 9315	**0.238U ± 0.181 (0.319)** **C:57% T:NA**	pCi/L	03/09/26 08:11	13982-63-3	
	Pace Analytical Services - Greensburg					
Radium-228	EPA 9320	**0.912 ± 0.487 (0.881)** **C:83% T:82%**	pCi/L	03/05/26 14:39	15262-20-1	
	Pace Analytical Services - Greensburg					
Total Radium	Total Radium Calculation	**1.15U ± 0.668 (1.20)**	pCi/L	03/09/26 13:49	7440-14-4	

REPORT OF LABORATORY ANALYSIS

This report shall not be reproduced, except in full,
without the written consent of Pace Analytical Services, LLC.

Pace Analytical Services, LLC
9800 Kincey Ave. Suite 100
Huntersville, NC 28078
(704)875-9092

ANALYTICAL RESULTS - RADIOCHEMISTRY

Project: YAT Pooled Upgradient- RADs
Pace Project No.: 92845130

Sample: YAT-YGWA-30I **Lab ID: 92845130022** Collected: 02/17/26 12:15 Received: 02/18/26 16:35 Matrix: Water
PWS: Site ID: Sample Type:

Parameters	Method	Act ± Unc (MDC) Carr Trac	Units	Analyzed	CAS No.	Qual
	Pace Analytical Services - Greensburg					
Radium-226	EPA 9315	**-0.0184U ± 0.101 (0.282) C:90% T:NA**	pCi/L	03/06/26 08:17	13982-63-3	
	Pace Analytical Services - Greensburg					
Radium-228	EPA 9320	**1.14 ± 0.517 (0.897) C:78% T:90%**	pCi/L	03/04/26 16:06	15262-20-1	
	Pace Analytical Services - Greensburg					
Total Radium	Total Radium Calculation	**1.14U ± 0.618 (1.18)**	pCi/L	03/09/26 13:58	7440-14-4	

REPORT OF LABORATORY ANALYSIS

This report shall not be reproduced, except in full,
without the written consent of Pace Analytical Services, LLC.

Pace Analytical Services, LLC
9800 Kincey Ave. Suite 100
Huntersville, NC 28078
(704)875-9092

ANALYTICAL RESULTS - RADIOCHEMISTRY

Project: YAT Pooled Upgradient- RADs
Pace Project No.: 92845130

Sample: YAT-YGWA-14S **Lab ID: 92845130023** Collected: 02/17/26 10:10 Received: 02/18/26 16:35 Matrix: Water
PWS: Site ID: Sample Type:

Parameters	Method	Act ± Unc (MDC) Carr Trac	Units	Analyzed	CAS No.	Qual
	Pace Analytical Services - Greensburg					
Radium-226	EPA 9315	**0.0114U ± 0.107 (0.277) C:88% T:NA**	pCi/L	03/06/26 08:17	13982-63-3	
	Pace Analytical Services - Greensburg					
Radium-228	EPA 9320	**1.03 ± 0.530 (0.932) C:75% T:77%**	pCi/L	03/04/26 16:07	15262-20-1	
	Pace Analytical Services - Greensburg					
Total Radium	Total Radium Calculation	**1.04U ± 0.637 (1.21)**	pCi/L	03/09/26 13:58	7440-14-4	

This report shall not be reproduced, except in full,
without the written consent of Pace Analytical Services, LLC.

Pace Analytical Services, LLC
9800 Kincey Ave. Suite 100
Huntersville, NC 28078
(704)875-9092

ANALYTICAL RESULTS - RADIOCHEMISTRY

Project: YAT Pooled Upgradient- RADs
Pace Project No.: 92845130

Sample: YAT-UGRD-FB-1 **Lab ID: 92845130024** Collected: 02/17/26 12:00 Received: 02/18/26 16:35 Matrix: Water
PWS: Site ID: Sample Type:

Parameters	Method	Act ± Unc (MDC) Carr Trac	Units	Analyzed	CAS No.	Qual
	Pace Analytical Services - Greensburg					
Radium-226	EPA 9315	**-0.0199U ± 0.0838 (0.252) C:88% T:NA**	pCi/L	03/06/26 12:56	13982-63-3	
	Pace Analytical Services - Greensburg					
Radium-228	EPA 9320	**0.842 ± 0.450 (0.797) C:73% T:81%**	pCi/L	03/04/26 16:09	15262-20-1	
	Pace Analytical Services - Greensburg					
Total Radium	Total Radium Calculation	**0.842U ± 0.534 (1.05)**	pCi/L	03/09/26 13:58	7440-14-4	

This report shall not be reproduced, except in full,
without the written consent of Pace Analytical Services, LLC.

Pace Analytical Services, LLC
9800 Kincey Ave. Suite 100
Huntersville, NC 28078
(704)875-9092

ANALYTICAL RESULTS - RADIOCHEMISTRY

Project: YAT Pooled Upgradient- RADs
Pace Project No.: 92845130

Sample: YAT-YGWA-5D **Lab ID: 92845130025** Collected: 02/17/26 11:17 Received: 02/18/26 16:35 Matrix: Water
PWS: Site ID: Sample Type:

Parameters	Method	Act ± Unc (MDC) Carr Trac	Units	Analyzed	CAS No.	Qual
	Pace Analytical Services - Greensburg					
Radium-226	EPA 9315	**1.92 ± 0.452 (0.296) C:86% T:NA**	pCi/L	03/06/26 08:17	13982-63-3	
	Pace Analytical Services - Greensburg					
Radium-228	EPA 9320	**0.801 ± 0.414 (0.720) C:78% T:84%**	pCi/L	03/04/26 16:09	15262-20-1	
	Pace Analytical Services - Greensburg					
Total Radium	Total Radium Calculation	**2.72 ± 0.866 (1.02)**	pCi/L	03/09/26 13:58	7440-14-4	

This report shall not be reproduced, except in full,
without the written consent of Pace Analytical Services, LLC.

Pace Analytical Services, LLC
9800 Kincey Ave. Suite 100
Huntersville, NC 28078
(704)875-9092

QUALITY CONTROL - RADIOCHEMISTRY

Project: YAT Pooled Upgradient- RADs
Pace Project No.: 92845130

QC Batch: 801629
QC Batch Method: EPA 9315
Analysis Method: EPA 9315
Analysis Description: 9315 Total Radium
Laboratory: Pace Analytical Services - Greensburg
Associated Lab Samples: 92845130022, 92845130023, 92845130024, 92845130025

METHOD BLANK: 3911958
Matrix: Water
Associated Lab Samples: 92845130022, 92845130023, 92845130024, 92845130025

Parameter	Act ± Unc (MDC) Carr Trac	Units	Analyzed	Qualifiers
Radium-226	0.127 ± 0.141 (0.294) C:99% T:NA	pCi/L	03/06/26 09:50	

Results presented on this page are in the units indicated by the "Units" column except where an alternate unit is presented to the right of the result.

This report shall not be reproduced, except in full,
without the written consent of Pace Analytical Services, LLC.

Pace Analytical Services, LLC
9800 Kincey Ave. Suite 100
Huntersville, NC 28078
(704)875-9092

QUALITY CONTROL - RADIOCHEMISTRY

Project: YAT Pooled Upgradient- RADs
Pace Project No.: 92845130

QC Batch: 801663
QC Batch Method: EPA 9320
Analysis Method: EPA 9320
Analysis Description: 9320 Radium 228
Laboratory: Pace Analytical Services - Greensburg

Associated Lab Samples: 92845130001, 92845130002, 92845130003, 92845130004, 92845130005, 92845130007, 92845130008, 92845130009, 92845130010, 92845130011, 92845130012, 92845130013, 92845130014, 92845130015, 92845130016, 92845130017, 92845130018, 92845130019, 92845130020, 92845130021

METHOD BLANK: 3912142
Matrix: Water

Associated Lab Samples: 92845130001, 92845130002, 92845130003, 92845130004, 92845130005, 92845130007, 92845130008, 92845130009, 92845130010, 92845130011, 92845130012, 92845130013, 92845130014, 92845130015, 92845130016, 92845130017, 92845130018, 92845130019, 92845130020, 92845130021

Parameter	Act ± Unc (MDC) Carr Trac	Units	Analyzed	Qualifiers
Radium-228	0.502 ± 0.351 (0.663) C:74% T:87%	pCi/L	03/05/26 14:37	

Results presented on this page are in the units indicated by the "Units" column except where an alternate unit is presented to the right of the result.

This report shall not be reproduced, except in full,
without the written consent of Pace Analytical Services, LLC.

Pace Analytical Services, LLC
9800 Kincey Ave. Suite 100
Huntersville, NC 28078
(704)875-9092

QUALITY CONTROL - RADIOCHEMISTRY

Project: YAT Pooled Upgradient- RADs
Pace Project No.: 92845130

QC Batch: 801659
QC Batch Method: EPA 9320
Analysis Method: EPA 9320
Analysis Description: 9320 Radium 228
Laboratory: Pace Analytical Services - Greensburg
Associated Lab Samples: 92845130022, 92845130023, 92845130024, 92845130025

METHOD BLANK: 3912134
Matrix: Water
Associated Lab Samples: 92845130022, 92845130023, 92845130024, 92845130025

Parameter	Act ± Unc (MDC) Carr Trac	Units	Analyzed	Qualifiers
Radium-228	0.686 ± 0.377 (0.670) C:73% T:90%	pCi/L	03/04/26 11:42	

Results presented on this page are in the units indicated by the "Units" column except where an alternate unit is presented to the right of the result.

This report shall not be reproduced, except in full,
without the written consent of Pace Analytical Services, LLC.

Pace Analytical Services, LLC
9800 Kincey Ave. Suite 100
Huntersville, NC 28078
(704)875-9092

QUALITY CONTROL - RADIOCHEMISTRY

Project: YAT Pooled Upgradient- RADs
Pace Project No.: 92845130

QC Batch: 801628 | Analysis Method: EPA 9315
QC Batch Method: EPA 9315 | Analysis Description: 9315 Total Radium
Laboratory: Pace Analytical Services - Greensburg

Associated Lab Samples: 92845130001, 92845130002, 92845130003, 92845130004, 92845130005, 92845130007, 92845130008, 92845130009, 92845130010, 92845130011, 92845130012, 92845130013, 92845130014, 92845130015, 92845130016, 92845130017, 92845130018, 92845130019, 92845130020, 92845130021

METHOD BLANK: 3911957 | Matrix: Water

Associated Lab Samples: 92845130001, 92845130002, 92845130003, 92845130004, 92845130005, 92845130007, 92845130008, 92845130009, 92845130010, 92845130011, 92845130012, 92845130013, 92845130014, 92845130015, 92845130016, 92845130017, 92845130018, 92845130019, 92845130020, 92845130021

Parameter	Act ± Unc (MDC) Carr Trac	Units	Analyzed	Qualifiers
Radium-226	-0.0385 ± 0.0746 (0.239) C:82% T:NA	pCi/L	03/09/26 08:07	

Results presented on this page are in the units indicated by the "Units" column except where an alternate unit is presented to the right of the result.

This report shall not be reproduced, except in full,
without the written consent of Pace Analytical Services, LLC.

Pace Analytical Services, LLC
9800 Kincey Ave. Suite 100
Huntersville, NC 28078
(704)875-9092

QUALIFIERS

Project: YAT Pooled Upgradient- RADs
Pace Project No.: 92845130

DEFINITIONS

DF - Dilution Factor, if reported, represents the factor applied to the reported data due to dilution of the sample aliquot.

ND - Not Detected at or above adjusted reporting limit.

TNTC - Too Numerous To Count

J - Estimated concentration above the adjusted method detection limit and below the adjusted reporting limit.

MDL - Adjusted Method Detection Limit.

PQL - Practical Quantitation Limit.

RL - Reporting Limit - The lowest concentration value that meets project requirements for quantitative data with known precision and bias for a specific analyte in a specific matrix.

S - Surrogate

1,2-Diphenylhydrazine decomposes to and cannot be separated from Azobenzene using Method 8270. The result for each analyte is a combined concentration.

Consistent with EPA guidelines, unrounded data are displayed and have been used to calculate % recovery and RPD values.

LCS(D) - Laboratory Control Sample (Duplicate)

MS(D) - Matrix Spike (Duplicate)

DUP - Sample Duplicate

RPD - Relative Percent Difference

NC - Not Calculable.

SG - Silica Gel - Clean-Up

U - Indicates the compound was analyzed for, but not detected.

Acid preservation may not be appropriate for 2 Chloroethylvinyl ether.

A separate vial preserved to a pH of 4-5 is recommended in SW846 Chapter 4 for the analysis of Acrolein and Acrylonitrile by EPA Method 8260.

N-Nitrosodiphenylamine decomposes and cannot be separated from Diphenylamine using Method 8270. The result reported for each analyte is a combined concentration.

Reported results are not rounded until the final step prior to reporting. Therefore, calculated parameters that are typically reported as "Total" may vary slightly from the sum of the reported component parameters.

Act - Activity

Unc - Uncertainty: SDWA = 1.96 sigma count uncertainty, all other matrices = Expanded Uncertainty (95% confidence interval). Gamma Spec = Expanded Uncertainty (95.4% Confidence Interval)

(MDC) - Minimum Detectable Concentration

Trac - Tracer Recovery (%)

Carr - Carrier Recovery (%)

Pace Analytical is TNI accredited. Contact your Pace PM for the current list of accredited analytes.

TNI - The NELAC Institute.

WORKORDER QUALIFIERS

WO: 92845130

[1] ARCADIS

[2] DO NOT DILUTE. MUST MEET REPORTING LIMITS. LET PM KNOW FIRST IF THERE ARE ISSUES.

This report shall not be reproduced, except in full,
without the written consent of Pace Analytical Services, LLC.

Pace Analytical Services, LLC
9800 Kincey Ave. Suite 100
Huntersville, NC 28078
(704)875-9092

QUALITY CONTROL DATA CROSS REFERENCE TABLE

Project: YAT Pooled Upgradient- RADs
Pace Project No.: 92845130

Lab ID	Sample ID	QC Batch Method	QC Batch	Analytical Method	Analytical Batch
92845130001	**YAT-YGWA-17S**	EPA 9315	801628		
92845130002	**YAT-YGWA-18S**	EPA 9315	801628		
92845130003	**YAT-YGWA-18I**	EPA 9315	801628		
92845130004	**YAT-YGWA-39**	EPA 9315	801628		
92845130005	**YAT-YGWA-40**	EPA 9315	801628		
92845130007	**YAT-YGWA-3D**	EPA 9315	801628		
92845130008	**YAT-UGRD-EB-2**	EPA 9315	801628		
92845130009	**YAT-UGRD-FD-2**	EPA 9315	801628		
92845130010	**YAT-YGWA-1I**	EPA 9315	801628		
92845130011	**YAT-YGWA-1D**	EPA 9315	801628		
92845130012	**YAT-YGWA-2I**	EPA 9315	801628		
92845130013	**YAT-YGWA-3I**	EPA 9315	801628		
92845130014	**YAT-UGRD-EB-1**	EPA 9315	801628		
92845130015	**YAT-UGRD-FD-1**	EPA 9315	801628		
92845130016	**YAT-YGWA-21I**	EPA 9315	801628		
92845130017	**YAT-YGWA-4I**	EPA 9315	801628		
92845130018	**YAT-YGWA-5I**	EPA 9315	801628		
92845130019	**YAT-YGWA-20S**	EPA 9315	801628		
92845130020	**YAT-UGRD-FB-2**	EPA 9315	801628		
92845130021	**YAT-YGWA-47**	EPA 9315	801628		
92845130022	**YAT-YGWA-30I**	EPA 9315	801629		
92845130023	**YAT-YGWA-14S**	EPA 9315	801629		
92845130024	**YAT-UGRD-FB-1**	EPA 9315	801629		
92845130025	**YAT-YGWA-5D**	EPA 9315	801629		
92845130001	**YAT-YGWA-17S**	EPA 9320	801663		
92845130002	**YAT-YGWA-18S**	EPA 9320	801663		
92845130003	**YAT-YGWA-18I**	EPA 9320	801663		
92845130004	**YAT-YGWA-39**	EPA 9320	801663		
92845130005	**YAT-YGWA-40**	EPA 9320	801663		
92845130007	**YAT-YGWA-3D**	EPA 9320	801663		
92845130008	**YAT-UGRD-EB-2**	EPA 9320	801663		
92845130009	**YAT-UGRD-FD-2**	EPA 9320	801663		
92845130010	**YAT-YGWA-1I**	EPA 9320	801663		
92845130011	**YAT-YGWA-1D**	EPA 9320	801663		
92845130012	**YAT-YGWA-2I**	EPA 9320	801663		
92845130013	**YAT-YGWA-3I**	EPA 9320	801663		
92845130014	**YAT-UGRD-EB-1**	EPA 9320	801663		
92845130015	**YAT-UGRD-FD-1**	EPA 9320	801663		
92845130016	**YAT-YGWA-21I**	EPA 9320	801663		
92845130017	**YAT-YGWA-4I**	EPA 9320	801663		
92845130018	**YAT-YGWA-5I**	EPA 9320	801663		
92845130019	**YAT-YGWA-20S**	EPA 9320	801663		
92845130020	**YAT-UGRD-FB-2**	EPA 9320	801663		
92845130021	**YAT-YGWA-47**	EPA 9320	801663		
92845130022	**YAT-YGWA-30I**	EPA 9320	801659		
92845130023	**YAT-YGWA-14S**	EPA 9320	801659		
92845130024	**YAT-UGRD-FB-1**	EPA 9320	801659		

This report shall not be reproduced, except in full,
without the written consent of Pace Analytical Services, LLC.

Pace Analytical Services, LLC
9800 Kincey Ave. Suite 100
Huntersville, NC 28078
(704)875-9092

QUALITY CONTROL DATA CROSS REFERENCE TABLE

Project: YAT Pooled Upgradient- RADs
Pace Project No.: 92845130

Lab ID	Sample ID	QC Batch Method	QC Batch	Analytical Method	Analytical Batch
92845130025	**YAT-YGWA-5D**	EPA 9320	801659		
92845130001	**YAT-YGWA-17S**	Total Radium Calculation	804384		
92845130002	**YAT-YGWA-18S**	Total Radium Calculation	804384		
92845130003	**YAT-YGWA-18I**	Total Radium Calculation	804384		
92845130004	**YAT-YGWA-39**	Total Radium Calculation	804384		
92845130005	**YAT-YGWA-40**	Total Radium Calculation	804384		
92845130007	**YAT-YGWA-3D**	Total Radium Calculation	804384		
92845130008	**YAT-UGRD-EB-2**	Total Radium Calculation	804384		
92845130009	**YAT-UGRD-FD-2**	Total Radium Calculation	804384		
92845130010	**YAT-YGWA-1I**	Total Radium Calculation	804384		
92845130011	**YAT-YGWA-1D**	Total Radium Calculation	804384		
92845130012	**YAT-YGWA-2I**	Total Radium Calculation	804384		
92845130013	**YAT-YGWA-3I**	Total Radium Calculation	804384		
92845130014	**YAT-UGRD-EB-1**	Total Radium Calculation	804384		
92845130015	**YAT-UGRD-FD-1**	Total Radium Calculation	804384		
92845130016	**YAT-YGWA-21I**	Total Radium Calculation	804384		
92845130017	**YAT-YGWA-4I**	Total Radium Calculation	804384		
92845130018	**YAT-YGWA-5I**	Total Radium Calculation	804384		
92845130019	**YAT-YGWA-20S**	Total Radium Calculation	804384		
92845130020	**YAT-UGRD-FB-2**	Total Radium Calculation	804384		
92845130021	**YAT-YGWA-47**	Total Radium Calculation	804384		
92845130022	**YAT-YGWA-30I**	Total Radium Calculation	804386		
92845130023	**YAT-YGWA-14S**	Total Radium Calculation	804386		
92845130024	**YAT-UGRD-FB-1**	Total Radium Calculation	804386		
92845130025	**YAT-YGWA-5D**	Total Radium Calculation	804386		

This report shall not be reproduced, except in full,
without the written consent of Pace Analytical Services, LLC.

Pace	DC#_Title: ENV-FRM-HUN1-0083 v05_Sample Condition Upon Receipt
	Effective Date: 05/24/2024

Laboratory receiving samples:
Asheville ☐ Eden ☐ Greenwood ☐ Huntersville ☐ Raleigh ☐ Mechanicsville ☐ Atlanta ☑ Kernersville ☐

Sample Condition Upon Receipt

Client Name: GA Power

Project #: WO#: 92845130
92845130

Courier: ☐ Commercial ☐ Fed Ex ☐ UPS ☐ USPS ☐ Client ☑ Pace ☐ Other:____

Custody Seal Present? ☑ Yes ☐ No **Seals Intact?** ☑ Yes ☐ No ☐ N/A

Date/Initials Person Examining Contents: JG 2/17/26

Packing Material: ☑ Bubble Wrap ☐ Bubble Bags ☐ None ☐ Other

Biological Tissue Frozen? ☐ Yes ☐ No ☑ N/A

Thermometer: ☑ IR Gun ID: 214

Type of Ice: ☑ Wet ☐ Blue ☐ None

Cooler Temp: 3.8 **Correction Factor:** Add/Subtract (°C) 0.0

Cooler Temp Corrected (°C): 3.8

Temp should be above freezing to 6°C
☐ Samples out of temp criteria. Samples on ice, cooling process has begun

USDA Regulated Soil (☐ N/A, water sample)
Did samples originate in a quarantine zone within the United States: CA, NY, or SC (check maps)? ☐ Yes ☐ No

Did samples originate from a foreign source (internationally, including Hawaii and Puerto Rico)? ☐ Yes ☐ No

				Comments/Discrepancy:
Chain of Custody Present?	☑ Yes	☐ No	☐ N/A	1.
Samples Arrived within Hold Time?	☑ Yes	☐ No	☐ N/A	2.
Short Hold Time Analysis (<72 hr.)?	☐ Yes	☑ No	☐ N/A	3.
Rush Turn Around Time Requested?	☐ Yes	☑ No	☐ N/A	4.
Sufficient Volume?	☑ Yes	☐ No	☐ N/A	5.
Correct Containers Used?	☑ Yes	☐ No	☐ N/A	6.
-Pace Containers Used?	☑ Yes	☐ No	☐ N/A	
Containers Intact?	☑ Yes	☐ No	☐ N/A	7.
Dissolved analysis: Samples Field Filtered?	☐ Yes	☐ No	☑ N/A	8.
Sample Labels Match COC? -Includes Date/Time/ID/Analysis Matrix: WG	☑ Yes	☐ No	☐ N/A	9. 2 Samples present but not listed on COC
Headspace in VOA Vials (>5-6mm)?	☐ Yes	☐ No	☑ N/A	10.
Trip Blank Present?	☐ Yes	☐ No	☑ N/A	11.
Trip Blank Custody Seals Present?	☐ Yes	☐ No	☑ N/A	

COMMENTS/SAMPLE DISCREPANCY

Field Data Required? ☐ Yes ☐ No

Sample 24 - YAT-UGRD-FD-2 Collected 2/17/26 @ 00:00
Sample 25 - YAT-UGRD-EB-2 Collected 2/17/26 @ 12:20

Lot ID of split containers:

CLIENT NOTIFICATION/RESOLUTION

Person contacted: _____ Date/Time: _____

Project Manager SCURF Review: _____ **Date:** _____

Project Manager SRF Review: _____ **Date:** _____

Pace

DC#_Title: ENV-FRM-HUN1-0083 v05_Sample Condition Upon Receipt

Effective Date: 05/24/2024

WO#: 92845130
PM: BV **Due Date: 03/12/26**
CLIENT: 92-GP-Yates

*Check mark top half of box if pH and/or dechlorination is verified and within the acceptance range for preservation samples.
Exceptions: VOA, Coliform, TOC, Oil and Grease, DRO/8015 (water) DOC, LLHg
**Bottom half of box is to list number of bottles
***Check all unpreserved Nitrates for chlorine

Project #

Laboratory Receiving Location: Asheville ☐ Eden ☐ Greenwood ☐ Huntersville ☐ Raleigh ☐ Mechanicsville ☐ Atlanta ☐ Kernersville ☐

Client GA Power Profile/EZ (Circle one) Notes

Item#	BP4U-125 mL Plastic Unpreserved (N/A) (Cl-)	BP3U-250 mL Plastic Unpreserved (N/A)	BP2U-500 mL Plastic Unpreserved (N/A)	BP1U-1 liter Plastic Unpreserved (N/A)	BP01N	BP4S-125 mL Plastic H2SO4 (pH < 2) (Cl-)	BP3N-250 mL plastic HNO3 (pH < 2)	BP4Z-125 mL Plastic ZN Acetate & NaOH (>9)	BP4B-125 mL Plastic NaOH (pH > 12) (Cl-)	WGFU-Wide-mouthed Glass jar Unpreserved	AG1U-1 liter Amber Unpreserved (N/A) (Cl-)	AG1H-1 liter Amber HCl (pH < 2)	AG3U-250 mL Amber Unpreserved (N/A) (Cl-)	AG1S-1 liter Amber H2SO4 (pH < 2)	AG3S-250 mL Amber H2SO4 (pH < 2)	DG9A-40 mL Amber NH4Cl (N/A)(Cl-)	DG9H-40 mL VOA HCl (N/A)	VG9T-40 mL VOA Na2S2O3 (N/A)	VG9U-40 mL VOA Unpreserved (N/A)	DG9V-40 mL VOA H3PO4 (N/A)	KP7U-50 mL Plastic Unpreserved (N/A)	V/GK (3 vials per kit)-VPH/Gas kit (N/A)	SP5T-125 mL Sterile Plastic (N/A – lab)	SP2T-250 mL Sterile Plastic (N/A – lab)		BP3R-250 mL Plastic (NH2)2SO4 (9.3-9.7)	AG0U-100 mL Amber Unpreserved (N/A) (Cl-)	VSGU-20 mL Scintillation vials (N/A)	DG9U-40 mL Amber Unpreserved vials (N/A)
CC																													
1		2	1		2		2 ✓																						
2		2	1		2		2 ✓																						
3		2	1		2		2 ✓																						
4		2	1		2		2 ✓																						
5		2	1		2		2 ✓																						
6		2	1		2		2 ✓																						
7		2	1		2		2 ✓																						
8		2	1		2		2 ✓																						
9		2	1		2		2 ✓																						
10		2	1		2		2 ✓																						
11		2	1		2		2 ✓																						
12		2	1		2		2 ✓																						

pH Adjustment Log for Preserved Samples

Sample ID	Type of Preservative	pH upon receipt	Date preservation adjusted	Time preservation adjusted	Amount of Preservative added	Lot #

Note: Whenever there is a discrepancy affecting North Carolina compliance samples, a copy of this form will be sent to the North Carolina DENR Certification Office (i.e. Out of hold, incorrect preservative, out of temp, incorrect containers.

*Check mark top half of box if pH and/or dechlorination is verified and within the acceptance range for preservation samples.
Exceptions: VOA, Coliform, TOC, Oil and Grease, DRO/8015 (water) DOC, LLHg
**Bottom half of box is to list number of bottles
***Check all unpreserved Nitrates for chlorine

Project #

Laboratory Receiving Location: Asheville ☐ Eden ☐ Greenwood ☐ Huntersville ☐ Raleigh ☐ Mechanicsville ☐ Atlanta ☐ Kernersville ☐

Client GA Power Profile/EZ (Circle one)_____ Notes_____

Item#	BP4U-125 mL Plastic Unpreserved (N/A) (Cl-)	BP3U-250 mL Plastic Unpreserved (N/A)	BP2U-500 mL Plastic Unpreserved (N/A)	BP1U-1 liter Plastic Unpreserved (N/A)	BPIN	BP4S-125 mL Plastic H2SO4 (pH < 2) (Cl-)	BP3N-250 mL plastic HNO3 (pH < 2)	BP4Z-125 mL Plastic ZN Acetate & NaOH (>9)	BP4B-125 mL Plastic NaOH (pH > 12) (Cl-)	WGFU-Wide-mouthed Glass jar Unpreserved	AG1U-1 liter Amber Unpreserved (N/A) (Cl-)	AG1H-1 liter Amber HCl (pH < 2)	AG3U-250 mL Amber Unpreserved (N/A) (Cl-)	AG1S-1 liter Amber H2SO4 (pH < 2)	AG3S-250 mL Amber H2SO4 (pH < 2)	DG94-40 mL Amber NH4Cl (N/A)(Cl-)	DG9H-40 mL VOA HCl (N/A)	VG9T-40 mL VOA Na2S2O3 (N/A)	VG9U-40 mL VOA Unpreserved (N/A)	DG9V-40 mL VOA H3PO4 (N/A)	KP7U-50 mL Plastic Unpreserved (N/A)	V/GK (3 vials per kit)-VPH/Gas kit (N/A)	SP5T-125 mL Sterile Plastic (N/A – lab)	SP2T-250 mL Sterile Plastic (N/A – lab)		BP3R-250 mL Plastic (NH2)2SO4 (9.3-9.7)	AG0U-100 mL Amber Unpreserved (N/A) (Cl-)	VSGU-20 mL Scintillation vials (N/A)	DG9U-40 mL Amber Unpreserved vials (N/A)
CC																													
~~1~~ 13		2	1		2		2	✓																					
~~2~~ 14		2	1		2		2	✓																					
~~3~~ 15		2	1		2		2	✓																					
~~4~~ 16		2	1		2		2	✓																					
~~5~~ 17		2	1		2		2	✓																					
~~6~~ 18		2	1		2		2	✓																					
~~7~~ 19		2	1		2		2	✓																					
~~8~~ 20		2	1		2		2	✓																					
~~9~~ 21		2	1		2		2	✓																					
~~10~~ 22		2	1		2		2	✓																					
~~11~~ 23		2	1		2		2	✓																					
~~12~~ 24		2	1		2		2	✓																					

pH Adjustment Log for Preserved Samples

Sample ID	Type of Preservative	pH upon receipt	Date preservation adjusted	Time preservation adjusted	Amount of Preservative added	Lot #

Note: Whenever there is a discrepancy affecting North Carolina compliance samples, a copy of this form will be sent to the North Carolina DENR Certification Office (i.e. Out of hold, incorrect preservative, out of temp, incorrect containers.

Pace

DC#_Title: ENV-FRM-HUN1-0083 v05_Sample Condition Upon Receipt

Effective Date: 05/24/2024

*Check mark top half of box if pH and/or dechlorination is verified and within the acceptance range for preservation samples.
Exceptions: VOA, Coliform, TOC, Oil and Grease, DRO/8015 (water) DOC, LLHg
**Bottom half of box is to list number of bottles
***Check all unpreserved Nitrates for chlorine

Project #

Laboratory Receiving Location: Asheville ☐ Eden ☐ Greenwood ☐ Huntersville ☐ Raleigh ☐ Mechanicsville ☐ Atlanta ☐ Kernersville ☐

Client GA Power Profile/EZ (Circle one)_____ Notes_____

Item#	BP4U-125 mL Plastic Unpreserved (N/A) (Cl-)	BP3U-250 mL Plastic Unpreserved (N/A)	BP2U-500 mL Plastic Unpreserved (N/A)	BP1U-1 liter Plastic Unpreserved (N/A)	BPIN	BP4S-125 mL Plastic H2SO4 (pH < 2) (Cl-)	BP3N-250 mL plastic HNO3 (pH < 2)	BP4Z-125 mL Plastic ZN Acetate & NaOH (>9)	BP4B-125 mL Plastic NaOH (pH > 12) (Cl-)	WGFU-Wide-mouthed Glass jar Unpreserved	AG1U-1 liter Amber Unpreserved (N/A) (Cl-)	AG1H-1 liter Amber HCl (pH < 2)	AG3U-250 mL Amber Unpreserved (N/A) (Cl-)	AG1S-1 liter Amber H2SO4 (pH < 2)	AG3S-250 mL Amber H2SO4 (pH < 2)	DG9A-40 mL Amber NH4Cl (N/A)(Cl-)	DG9H-40 mL VOA HCl (N/A)	VG9T-40 mL VOA Na2S2O3 (N/A)	VG9U-40 mL VOA Unpreserved (N/A)	DG9V-40 mL VOA H3PO4 (N/A)	KP7U-50 mL Plastic Unpreserved (N/A)	V/GK (3 vials per kit)-VPH/Gas kit (N/A)	SP5T-125 mL Sterile Plastic (N/A – lab)	SP2T-250 mL Sterile Plastic (N/A – lab)		BP3R-250 mL Plastic (NH2)2SO4 (9.3-9.7)	AG0U-100 mL Amber Unpreserved (N/A) (Cl-)	VSGU-20 mL Scintillation vials (N/A)	DG9U-40 mL Amber Unpreserved vials (N/A)
CC																													
1 25		2	1		2		2																						
2																													
3																													
4																													
5																													
6																													
7																													
8																													
9																													
10																													
11																													
12																													

pH Adjustment Log for Preserved Samples

Sample ID	Type of Preservative	pH upon receipt	Date preservation adjusted	Time preservation adjusted	Amount of Preservative added	Lot #

Note: Whenever there is a discrepancy affecting North Carolina compliance samples, a copy of this form will be sent to the North Carolina DENR Certification Office (i.e. Out of hold, incorrect preservative, out of temp, incorrect containers.

Pace® Location Requested (City/State):
Pace Analytical Charlotte
9800 Kincey Ave. Suite 100, Huntersville, NC 28078

CHAIN-OF-CUSTODY Analytical Request Document

Chain-of-Custody is a LEGAL DOCUMENT - Complete all relevant fields

LAB USE ONLY- Affix Workorder/Login Label Here

Scan QR Code for instructions

Company Name: Southern Company
Street Address: 241 Ralph McGill Blvd, Atlanta, GA 30308

Contact/Report To: Trey Singleton
Phone #: 205.346.3317
E-Mail: rosingle@southernco.com
Cc E-Mail: Arcadis contacts

Customer Project #: Task No. YAT-CCR-ASSMT-2026S1
Project Name: Georgia Power Yates

Invoice To:
Invoice E-Mail:

Site Collection Info/Facility ID (as applicable):
YAT Pooled Upgradient

Purchase Order # (if applicable): GPC82474-0002
Quote #:

Time Zone Collected: [ ] AK [ ] PT [ ] MT [ ] CT [X] ET

County / State origin of sample(s): Georgia

Data Deliverables:
[X] Level II [ ] Level III [ ] Level IV
[X] EQUIS
[ ] Other_____

Regulatory Program (DW, RCRA, etc.) as applicable:

Rush (Pre-approval required):
[ ] 2 Day [ ] 3 day [ ] 5 day [ ] Other_____
Date Results Requested:

DW PWSID # or WW Permit # as applicable:

Field Filtered (if applicable): [ ] Yes [ ] No
Analysis:

* Matrix Codes (Insert in Matrix box below): Drinking Water (DW), Ground Water (GW), Waste Water (WW), Product (P), Soil/Solid (SS), Oil (OL), Wipe (WP), Tissue (TS), Bioassay (B), Vapor (V), Other (OT), Surface Water (SW),Sediment (SED), Sludge (SL), Caulk

Specify Container Size **: 3 | 3 | 2 | 1 | 3
Identify Container Preservative Type***: 2 | 1 | 1 | 2 | 1

**Container Size: (1) 1L, (2) 500mL, (3) 250mL, (4) 125mL, (5) 100mL, (6) 40mL vial, (7) EnCore, (8) TerraCore, (9) Other

*** Preservative Types: (1) None, (2) HNO3, (3) H2SO4, (4) HCl, (5) NaOH, (6) Zn Acetate, (7) NaHSO4, (8) Sod. Thiosulfate, (9) Ascorbic Acid, (10) MeOH, (11) Other

Lab Use Only: Proj. Mgr: Bonnie Vang; AcctNum / Client ID:; Table #:; Profile / Template: 16561; Prelog / Bottle Ord. ID:

Customer Sample ID	Matrix *	Comp / Grab	Collected (or Composite Start) Date	Collected (or Composite Start) Time	Composite End Date	Composite End Time	Res. CL2	Number & Type of Containers Plastic	Number & Type of Containers Glass	App III/IV Metals + Na, K, Mg	Cl, F, SO4 (EPA 300.0)	TDS (SM 2540C)	RAD SW846 9315/8320	Alkalinity (SM2320B)	Sample Comment	Preservation non-conformance identified for sample.
YAT-YGWA-47	WG	G						7		X	X	X	X	X	See Remarks	
YAT-YGWA-21I	WG	G						7		X	X	X	X	X	See Remarks	
YAT-YGWA-4I	WG	G						7		X	X	X	X	X	See Remarks	
YAT-YGWA-5I	WG	G						7		X	X	X	X	X	See Remarks	
YAT-YGWA-5D	WG	G						7		X	X	X	X	X	See Remarks	
YAT-YGWA-17S	WG	G	2/17/26	0925				7		X	X	X	X	X	See Remarks	
YAT-YGWA-18S	WG	G	2/17/26	1035				7		X	X	X	X	X	See Remarks 001	
YAT-YGWA-18I	WG	G	2/17/26	1215				7		X	X	X	X	X	See Remarks 002	
YAT-YGWA-20S	WG	G						7		X	X	X	X	X	See Remarks 003	
															See Remarks	
															See Remarks	

Customer Remarks / Special Conditions / Possible Hazards:
App III Metals: 6020B: B; 6010D: Ca
App IV: Metals 6020B: Sb, As, Ba, Be, Cd, Cr, Co, Pb, Li, Mo, Se, Tl; 7040A: Hg.
Additional metals (6010D): Na, K, Mg; For Alkalinity: report total, carbonate, and bicarbonate

Collected By:
Printed Name: (Arcadis) - Jake Swanson
Signature: (Arcadis) -

Additional Instructions from Pace®:

# Coolers:	Thermometer ID:	Correction Factor (°C):	Obs. Temp. (°C)	Corrected Temp. (°C)

Relinquished by/Company: (Signature)	Date/Time:	Received by/Company: (Signature)	Date/Time:
Arcadis	2/18/26 0730	Arcadis	2/18/26 0730
Arcadis	2/18/26 1045	Pace	2/18/26 1045
Pace	2/18/26 1635		2/18/26 1635

Tracking Number:

Delivered by: [ ] In-Person [ ] Courier [ ] FedEX [ ] UPS [ ] Other

Page: of

Submitting a sample via this chain of custody constitutes acknowledgment and acceptance of the Pace® Terms and Conditions found at https://www.pacelabs.com/resource-library/resource/pace-terms-and-conditions/

ENV-FRM-CORQ-0019_v01_082123 ©

Pace® Pace* Location Requested (City/State):
Pace Analytical Charlotte
9800 Kincey Ave. Suite 100, Huntersville, NC 28078

CHAIN-OF-CUSTODY Analytical Request Document

Chain-of-Custody is a LEGAL DOCUMENT - Complete all relevant fields

LAB USE ONLY- Affix Workorder/Login Label Here

Scan QR Code for instructions

Company Name: Southern Company
Street Address: 241 Ralph McGill Blvd, Atlanta, GA 30308

Contact/Report To: Trey Singleton
Phone #: 205.346.3317
E-Mail: rosingle@southernco.com
Cc E-Mail: Arcadis contacts

Customer Project #: Task No. YAT-CCR-ASSMT-2026S1
Project Name: Georgia Power Yates

Invoice To:
Invoice E-Mail:

Site Collection Info/Facility ID (as applicable):
YAT Pooled Upgradient

Purchase Order # (if applicable): GPC82474-0002
Quote #:

Time Zone Collected: [ ] AK [ ] PT [ ] MT [ ] CT [X] ET

County / State origin of sample(s): Georgia

Data Deliverables:
[X] Level II [ ] Level III [ ] Level IV
[X] EQUIS
[ ] Other_____

Regulatory Program (DW, RCRA, etc.) as applicable:

Rush (Pre-approval required):
[ ] 2 Day [ ] 3 day [ ] 5 day [ ] Other_____
Date Results Requested:

DW PWSID # or WW Permit # as applicable:
Field Filtered (if applicable): [ ] Yes [ ] No
Analysis:

Specify Container Size **: 3 3 2 1 3
Identify Container Preservative Type***: 2 1 1 2 1

**Container Size: (1) 1L, (2) 500mL, (3) 250mL, (4) 125mL, (5) 100mL, (6) 40mL vial, (7) EnCore, (8) TerraCore, (9) Other

*** Preservative Types: (1) None, (2) HNO3, (3) H2SO4, (4) HCl, (5) NaOH, (6) Zn Acetate, (7) NaHSO4, (8) Sod. Thiosulfate, (9) Ascorbic Acid, (10) MeOH, (11) Other

Lab Use Only: Proj. Mgr: Bonnie Vang; AcctNum / Client ID:; Table #:; Profile / Template: 16561; Prelog / Bottle Ord. ID:

* Matrix Codes (Insert in Matrix box below): Drinking Water (DW), Ground Water (GW), Waste Water (WW), Product (P), Soil/Solid (SS), Oil (OL), Wipe (WP), Tissue (TS), Bioassay (B), Vapor (V), Other (OT), Surface Water (SW), Sediment (SED), Sludge (SL), Caulk

Customer Sample ID	Matrix *	Comp / Grab	Collected (or Composite Start) Date	Collected (or Composite Start) Time	Composite End Date	Composite End Time	Res. Cl2	Number & Type of Containers Plastic	Number & Type of Containers Glass	App III/IV Metals + Na, K, Mg	Cl, F, SO4 (EPA 300.0)	TDS (SM 2540C)	RAD SW846 9315/8320	Alkalinity (SM2320B)						Sample Comment	Preservation non-conformance identified for sample.
YAT-YGWA-30I	WG	G						7		X	X	X	X	X						See Remarks	
YAT-YGWA-14S	WG	G						7		X	X	X	X	X						See Remarks	
YAT-YGWA-39	WG	G	2/17/26	1405				7		X	X	X	X	X						See Remarks 004	
YAT-YGWA-40	WG	G	2/17/26	1515				7		X	X	X	X	X						See Remarks 005	
YAT-YGWA-1I	WG	G						7		X	X	X	X	X						See Remarks	
YAT-YGWA-1D	WG	G						7		X	X	X	X	X						See Remarks	
YAT-YGWA-2I	WG	G						7		X	X	X	X	X						See Remarks	
YAT-YGWA-3I	WG	G						7		X	X	X	X	X						See Remarks	
YAT-YGWA-3D	WG	G	2/17/26	1645				7		X	X	X	X	X						See Remarks 007	

Customer Remarks / Special Conditions / Possible Hazards:
App III Metals: 6020B: B; 6010D: Ca
App IV: Metals 6020B: Sb, As, Ba, Be, Cd, Cr, Co, Pb, Li, Mo, Se, Tl; 7040A: Hg.
Additional metals (6010D): Na, K, Mg; For Alkalinity: report total, carbonate, and bicarbonate

Collected By:
Printed Name: (Arcadis) -
Signature: (Arcadis) -

Additional Instructions from Pace®:

Coolers: Thermometer ID: Correction Factor (°C): Obs. Temp. (°C) Corrected Temp. (°C)

Relinquished by/Company: (Signature)	Date/Time:	Received by/Company: (Signature)	Date/Time:
Arcadis	2/18/26 0730	Arcadis	2/18/26 0730
Arcadis	2/18/26 1045	Pace	2/18/26 1645
Pace	2/18/26 1635		2/18/26 1635

Tracking Number:

Delivered by: [ ] In-Person [ ] Courier [ ] FedEX [ ] UPS [ ] Other

Page: of

Submitting a sample via this chain of custody constitutes acknowledgment and acceptance of the Pace® Terms and Conditions found at https://www.pacelabs.com/resource-library/resource/pace-terms-and-conditions/

ENV-FRM-CORQ-0019_v01_082123 ©

Pace® Location Requested (City/State):
Pace Analytical Charlotte
9800 Kincey Ave. Suite 100, Huntersville, NC 28078

CHAIN-OF-CUSTODY Analytical Request Document

Chain-of-Custody is a LEGAL DOCUMENT - Complete all relevant fields

LAB USE ONLY- Affix Workorder/Login Label Here

Scan QR Code for instructions

Company Name: Southern Company
Street Address: 241 Ralph McGill Blvd, Atlanta, GA 30308

Contact/Report To: Trey Singleton
Phone #: 205.346.3317
E-Mail: rosingle@southernco.com
Cc E-Mail: Arcadis contacts

Customer Project #: Task No. YAT-CCR-ASSMT-202651
Project Name: Georgia Power Yates

Invoice To:
Invoice E-Mail:
Purchase Order # (if applicable): GPCB2474-0002
Quote #:

Site Collection Info/Facility ID (as applicable): YAT Pooled Upgradient

Time Zone Collected: [ ] AK [ ] PT [ ] MT [ ] CT [X] ET

County / State origin of sample(s): Georgia

Data Deliverables: [X] Level II [ ] Level III [ ] Level IV [X] EQUIS [ ] Other_____

Regulatory Program (DW, RCRA, etc.) as applicable:

Rush (Pre-approval required): [ ] 2 Day [ ] 3 day [ ] 5 day [ ] Other_____
Date Results Requested:

DW PWSID # or WW Permit # as applicable:

Field Filtered (if applicable): [ ] Yes [ ] No
Analysis:

* Matrix Codes (Insert in Matrix box below): Drinking Water (DW), Ground Water (GW), Waste Water (WW), Product (P), Soil/Solid (SS), Oil (OL), Wipe (WP), Tissue (TS), Bioassay (B), Vapor (V), Other (OT), Surface Water (SW), Sediment (SED), Sludge (SL), Caulk

Specify Container Size **: 3 | 3 | 2 | 1 | 3
Identify Container Preservative Type***: 2 | 1 | 1 | 2 | 1

**Container Size: (1) 1L, (2) 500mL, (3) 250mL, (4) 125mL, (5) 100mL, (6) 40mL vial, (7) EnCore, (8) TerraCore, (9) Other

*** Preservative Types: (1) None, (2) HNO3, (3) H2SO4, (4) HCl, (5) NaOH, (6) Zn Acetate, (7) NaHSO4, (8) Sod. Thiosulfate, (9) Ascorbic Acid, (10) MeOH, (11) Other

Lab Use Only: Proj. Mgr: Bonnie Vang; AcctNum / Client ID:; Table #:; Profile / Template: 16561; Prelog / Bottle Ord. ID:

Customer Sample ID	Matrix *	Comp / Grab	Collected (or Composite Start) Date	Collected (or Composite Start) Time	Composite End Date	Composite End Time	Res. CL2	Number & Type of Containers Plastic	Number & Type of Containers Glass	App III/IV Metals + Na, K, Mg	Cl, F, SO4 (EPA 300.0)	TDS (SM 2540C)	RAD SW846 9315/8320	Alkalinity (SM2320B)	Sample Comment	Preservation non conformance identified for sample.
YAT-UGRD-EB-1	WG	G						7		X	X	X	X	X	See Remarks	
YAT-UGRD-FB-1	WG	G						7		X	X	X	X	X	See Remarks	
YAT-UGRD-EB-2	WG	G						7		X	X	X	X	X	See Remarks	
YAT-UGRD-FB-2	WG	G	2/17/26	1220				7		X	X	X	X	X	See Remarks	
YAT-UGRD-FD-1	WG	G						7		X	X	X	X	X	See Remarks 008	
YAT-UGRD-FD-2	WG	G	2/17/26	—				7		X	X	X	X	X	See Remarks	
															See Remarks 009	

Customer Remarks / Special Conditions / Possible Hazards:
App III Metals: 6020B: B; 6010D: Ca
App IV: Metals 6020B: Sb, As, Ba, Be, Cd, Cr, Co, Pb, Li, Mo, Se, Tl; 7040A: Hg.
Additional metals (6010D): Na, K, Mg; For Alkalinity: report total, carbonate, and bicarbonate

Collected By:
Printed Name: (Arcadis) - Jake Swanson
Signature: (Arcadis) -

Additional Instructions from Pace®:

Coolers: Thermometer ID: Correction Factor (°C): Obs. Temp. (°C) Corrected Temp. (°C)

Relinquished by/Company: (Signature)	Date/Time:	Received by/Company: (Signature)	Date/Time:
Arcadis	2/18/26 0730	Arcadis	2/18/26 0730
Arcadis	2/18/26 1045	Pace	2/18/26 1045
Pace	2/18/26 1635		2/18/26 1635

Tracking Number:

Delivered by: [ ] In-Person [ ] Courier [ ] FedEX [ ] UPS [ ] Other

Page: of

Submitting a sample via this chain of custody constitutes acknowledgment and acceptance of the Pace® Terms and Conditions found at https://www.pacelabs.com/resource-library/resource/pace-terms-and-conditions/

ENV-FRM-CORQ-0019_v01_082123 ©

Pace® Location Requested (City/State):
Pace Analytical Charlotte
9800 Kincey Ave. Suite 100, Huntersville, NC 28078

CHAIN-OF-CUSTODY Analytical Request Document

Chain-of-Custody is a LEGAL DOCUMENT - Complete all relevant fields

LAB USE ONLY- Affix Workorder/Login Label Here

Scan QR Code for instructions

Company Name: Southern Company
Street Address: 241 Ralph McGill Blvd, Atlanta, GA 30308

Contact/Report To: Trey Singleton
Phone #: 205.346.3317
E-Mail: rosingle@southernco.com
Cc E-Mail: Arcadis contacts

Customer Project #: Task No. YAT-CCR-ASSMT-2026S1
Project Name: Georgia Power Yates

Invoice To:
Invoice E-Mail:

Site Collection Info/Facility ID (as applicable):
YAT Pooled Upgradient

Purchase Order # (if applicable): GPC82474-0002
Quote #:

Time Zone Collected: [ ] AK [ ] PT [ ] MT [X] CT [X] ET

County / State origin of sample(s): Georgia

Data Deliverables:
[X] Level II [ ] Level III [ ] Level IV
[X] EQuIS
[ ] Other_____

Regulatory Program (DW, RCRA, etc.) as applicable:

Rush (Pre-approval required):
[ ] 2 Day [ ] 3 day [ ] 5 day [ ] Other_____
Date Results Requested:

DW PWSID # or WW Permit # as applicable:

Field Filtered (if applicable): [ ] Yes [X] No
Analysis:

* Matrix Codes (Insert in Matrix box below): Drinking Water (DW), Ground Water (GW), Waste Water (WW), Product (P), Soil/Solid (SS), Oil (OL), Wipe (WP), Tissue (TS), Bioassay (B), Vapor (V), Other (OT), Surface Water (SW),Sediment (SED), Sludge (SL), Caulk

Specify Container Size **: 3 | 3 | 2 | 1 | 3

Identify Container Preservative Type***: 2 | 1 | 1 | 2 | 1

**Container Size: (1) 1L, (2) 500mL, (3) 250mL, (4) 125mL, (5) 100mL, (6) 40mL vial, (7) EnCore, (8) TerraCore, (9) Other

*** Preservative Types: (1) None, (2) HNO3, (3) H2SO4, (4) HCl, (5) NaOH, (6) Zn Acetate, (7) NaHSO4, (8) Sod. Thiosulfate, (9) Ascorbic Acid, (10) MeOH, (11) Other

Lab Use Only: Proj. Mgr: Bonnie Vang; AcctNum / Client ID:; Table #:; Profile / Template: 16561; Prelog / Bottle Ord. ID:

Customer Sample ID	Matrix *	Comp / Grab	Collected (or Composite Start) Date	Collected (or Composite Start) Time	Composite End Date	Composite End Time	Res. Cl2	Number & Type of Containers Plastic	Number & Type of Containers Glass	App III/IV Metals + Na, K, Mg	Cl, F, SO4 (EPA 300.0)	TDS (SM 2540C)	RAD SW846 9315/8320	Alkalinity (SM2320B)	Sample Comment	Preservation non-conformance identified for sample.
YAT-YGWA-30I	WG	G						7		X	X	X	X	X	See Remarks	
YAT-YGWA-14S	WG	G						7		X	X	X	X	X	See Remarks	
YAT-YGWA-39	WG	G						7		X	X	X	X	X	See Remarks	
YAT-YGWA-40	WG	G						7		X	X	X	X	X	See Remarks	
YAT-YGWA-1I	WG	G	2/17/26	1040				7		X	X	X	X	X	See Remarks 010	
YAT-YGWA-1D	WG	G	2/17/26	1220				7		X	X	X	X	X	See Remarks 011	
YAT-YGWA-2I	WG	G	2/17/26	1500				7		X	X	X	X	X	See Remarks 012	
YAT-YGWA-3I	WG	G	2/17/26	1655				7		X	X	X	X	X	See Remarks 013	
YAT-YGWA-3D	WG	G						7		X	X	X	X	X	See Remarks	

Customer Remarks / Special Conditions / Possible Hazards:
App III Metals: 6020B: B; 6010D: Ca
App IV: Metals 6020B: Sb, As, Ba, Be, Cd, Cr, Co, Pb, Li, Mo, Se, Tl; 7040A: Hg.
Additional metals (6010D): Na, K, Mg; For Alkalinity: report total, carbonate, and bicarbonate

Collected By:
Printed Name: (Arcadis) - Perry Studebaker
Signature: (Arcadis) - Perry Studebaker

Additional Instructions from Pace®:

Coolers: Thermometer ID: Correction Factor (°C): Obs. Temp (°C) Corrected Temp. (°C)

Relinquished by/Company: (Signature)	Date/Time:	Received by/Company: (Signature)	Date/Time:
Perry Studebaker / Arcadis	2/18/26 0730	Jessica Jones / Arcadis	2/18/26 0730
Jessica Jones / Arcadis	2/18/26 1045	Lyan Williams / Pace	2/18/26 1045
Lyan Williams / Pace	2/18/26 1635		2/18/26 1635

Tracking Number:

Delivered by: [ ] In-Person [ ] Courier [ ] FedEX [ ] UPS [ ] Other

Page: of

Submitting a sample via this chain of custody constitutes acknowledgment and acceptance of the Pace® Terms and Conditions found at https://www.pacelabs.com/resource-library/resource/pace-terms-and-conditions/

ENV-FRM-CORQ-0019_v01_082123 ©

Pace® Location Requested (City/State):
Pace Analytical Charlotte
9800 Kincey Ave. Suite 100, Huntersville, NC 28078

CHAIN-OF-CUSTODY Analytical Request Document

Chain-of-Custody is a LEGAL DOCUMENT - Complete all relevant fields

LAB USE ONLY- Affix Workorder/Login Label Here

Scan QR Code for instructions

Company Name: Southern Company
Street Address: 241 Ralph McGill Blvd, Atlanta, GA 3030B

Contact/Report To: Trey Singleton
Phone #: 205.346.3317
E-Mail: rosingle@southernco.com
Cc E-Mail: Arcadis contacts

Customer Project #: Task No. YAT-CCR-ASSM1-2026S1
Project Name: Georgia Power Yates

Invoice To:
Invoice E-Mail:

Site Collection Info/Facility ID (as applicable): YAT Pooled Upgradient

Purchase Order # (if applicable): GPC82474-0002
Quote #:

Time Zone Collected: [ ] AK [ ] PT [ ] MT ~~[X] CT~~ [X] ET

County / State origin of sample(s): Georgia

Data Deliverables:
[X] Level II [ ] Level III [ ] Level IV
[X] EQUIS
[ ] Other_____

Regulatory Program (DW, RCRA, etc.) as applicable:

Rush (Pre-approval required):
[ ] 2 Day [ ] 3 day [ ] 5 day [ ] Other_____
Date Results Requested:

DW PWSID # or WW Permit # as applicable:
Field Filtered (if applicable): [ ] Yes [X] No
Analysis:

* Matrix Codes (Insert in Matrix box below): Drinking Water (DW), Ground Water (GW), Waste Water (WW), Product (P), Soil/Solid (SS), Oil (OL), Wipe (WP), Tissue (TS), Bioassay (B), Vapor (V), Other (OT), Surface Water (SW), Sediment (SED), Sludge (SL), Caulk

Specify Container Size **: 3 | 3 | 2 | 1 | 3
Identify Container Preservative Type***: 2 | 1 | 1 | 2 | 1
Analysis Requested

**Container Size: (1) 1L, (2) 500mL, (3) 250mL, (4) 125mL, (5) 100mL, (6) 40mL vial, (7) EnCore, (8) TerraCore, (9) Other

*** Preservative Types: (1) None, (2) HNO3, (3) H2SO4, (4) HCl, (5) NaOH, (6) Zn Acetate, (7) NaHSO4, (8) Sod. Thiosulfate, (9) Ascorbic Acid, (10) MeOH, (11) Other

Customer Sample ID	Matrix *	Comp / Grab	Collected (or Composite Start) Date	Collected (or Composite Start) Time	Composite End Date	Composite End Time	Res. CL2	Number & Type of Containers Plastic	Number & Type of Containers Glass	App III/IV Metals + Na, K, Mg	Cl, F, SO4 (EPA 300.0)	TDS (SM 2540C)	RAD SW846 9315/8320	Alkalinity (SM2320B)	Sample Comment	Preservation non-conformance identified for sample
YAT-UGRD-EB-1	WG	G	2/17/26	1530	—	—		7		X	X	X	X	X	See Remarks 014	
YAT-UGRD-FB-1	WG	G						7		X	X	X	X	X	See Remarks	
YAT-UGRD-EB-2	WG	G						7		X	X	X	X	X	See Remarks	
YAT-UGRD-FB-2	WG	G						7		X	X	X	X	X	See Remarks	
YAT-UGRD-FD-1	WG	G	2/17/26	—	—	—		7		X	X	X	X	X	See Remarks	
YAT-UGRD-FD-2	WG	G						7		X	X	X	X	X	See Remarks 015	
								7		X	X	X	X	X	See Remarks	

Lab Use Only: Proj. Mgr: Bonnie Vang; AcctNum / Client ID:; Table #:; Profile / Template: 16561; Prelog / Bottle Ord. ID:

Customer Remarks / Special Conditions / Possible Hazards:
App III Metals: 6020B: B; 6010D: Ca
App IV: Metals 6020B: Sb, As, Ba, Be, Cd, Cr, Co, Pb, Li, Mo, Se, Tl; 7040A: Hg.
Additional metals (6010D): Na, K, Mg; For Alkalinity: report total, carbonate, and bicarbonate

Collected By:
Printed Name: (Arcadis) Perry Studebaker
Signature: (Arcadis) - Perry Studebaker

Additional Instructions from Pace®:

Coolers: Thermometer ID: Correction Factor (°C): Obs. Temp. (°C) Corrected Temp. (°C)

Relinquished by/Company: (Signature)	Date/Time:	Received by/Company: (Signature)	Date/Time:
Perry Studebaker / Arcadis	2/18/26 0730	[signature] / Arcadis	2/18/26 0730
[signature] / Arcadis	2/18/26 1045	Lilian Williams / Pace	2/18/26 1645
Lilian Williams / Pace	2/18/26 1635	[signature]	2/18/26 1635
Relinquished by/Company: (Signature)	Date/Time:	Received by/Company: (Signature)	Date/Time:

Tracking Number:

Delivered by: [ ] In-Person [ ] Courier [ ] FedEX [ ] UPS [ ] Other

Page: of

Submitting a sample via this chain of custody constitutes acknowledgment and acceptance of the Pace® Terms and Conditions found at https://www.pacelabs.com/resource-library/resource/pace-terms-and-conditions/

ENV-FRM-CORQ-0019_v01_082123 ©

Pace® Location Requested (City/State):
Pace Analytical Charlotte
9800 Kincey Ave. Suite 100, Huntersville, NC 28078

CHAIN-OF-CUSTODY Analytical Request Document

Chain-of-Custody is a LEGAL DOCUMENT - Complete all relevant fields

LAB USE ONLY- Affix Workorder/Login Label Here

Scan QR Code for instructions

Company Name: Southern Company
Street Address: 241 Ralph McGill Blvd, Atlanta, GA 30308

Contact/Report To: Trey Singleton
Phone #: 205.346.3317
E-Mail: rosingle@southernco.com
Cc E-Mail: Arcadis contacts

Customer Project #: Task No. YAT-CCR-ASSMT-202651
Project Name: Georgia Power Yates

Site Collection Info/Facility ID (as applicable): YAT Pooled Upgradient

Invoice To:
Invoice E-Mail:
Purchase Order # (If applicable): GPC82474-0002
Quote #:

Time Zone Collected: [ ] AK [ ] PT [ ] MT ~~[X] CT~~ [X] ET

County / State origin of sample(s): Georgia

Data Deliverables: [X] Level II [ ] Level III [ ] Level IV [X] EQUIS [ ] Other

Regulatory Program (DW, RCRA, etc.) as applicable:

Rush (Pre-approval required): [ ] 2 Day [ ] 3 day [ ] 5 day [ ] Other
Date Results Requested:

DW PWSID # or WW Permit # as applicable:
Field Filtered (if applicable): [ ] Yes [X] No
Analysis:

* Matrix Codes (Insert in Matrix box below): Drinking Water (DW), Ground Water (GW), Waste Water (WW), Product (P), Soil/Solid (SS), Oil (OL), Wipe (WP), Tissue (TS), Bioassay (B), Vapor (V), Other (OT), Surface Water (SW), Sediment (SED), Sludge (SL), Caulk

Specify Container Size **: 3 | 3 | 2 | 1 | 3
Identify Container Preservative Type***: 2 | 1 | 1 | 2 | 1

**Container Size: (1) 1L, (2) 500mL, (3) 250mL, (4) 125mL, (5) 100mL, (6) 40mL vial, (7) EnCore, (8) TerraCore, (9) Other

*** Preservative Types: (1) None, (2) HNO3, (3) H2SO4, (4) HCl, (5) NaOH, (6) Zn Acetate, (7) NaHSO4, (8) Sod. Thiosulfate, (9) Ascorbic Acid, (10) MeOH, (11) Other

Lab Use Only: Proj. Mgr: Bonnie Vang; AcctNum / Client ID:; Table #:; Profile / Template: 16561; Prelog / Bottle Ord. ID:

Customer Sample ID	Matrix *	Comp / Grab	Collected (or Composite Start) Date	Collected (or Composite Start) Time	Composite End Date	Composite End Time	Res. Cl2	Number & Type of Containers Plastic	Number & Type of Containers Glass	App III/IV Metals + Na, K, Mg	Cl, F, SO4 (EPA 300.0)	TDS (SM 2540C)	RAD SW846 9315/8320	Alkalinity (SM2320B)						Sample Comment	Preservation non-conformance identified for sample.
YAT-YGWA-47	WG	G		~~1604~~				7		X	X	X	X	X						See Remarks	
YAT-YGWA-21I	WG	G	2/17/26	1604				7		X	X	X	X	X						See Remarks 016	
YAT-YGWA-4I	WG	G	2/17/26	0955				7		X	X	X	X	X						See Remarks 017	
YAT-YGWA-5I	WG	G	2/17/26	1225				7		X	X	X	X	X						See Remarks 018	
YAT-YGWA-5D	WG	G	2/17/26	1117				7		X	X	X	X	X						See Remarks 025	
YAT-YGWA-17S	WG	G						7		X	X	X	X	X						See Remarks	
YAT-YGWA-18S	WG	G						7		X	X	X	X	X						See Remarks	
YAT-YGWA-18I	WG	G						7		X	X	X	X	X						See Remarks	
YAT-YGWA-20S	WG	G	2/17/26	1418				7		X	X	X	X	X						See Remarks 019	
																				See Remarks	

Customer Remarks / Special Conditions / Possible Hazards:
App III Metals: 6020B: B; 6010D: Ca
App IV: Metals 6020B: Sb, As, Ba, Be, Cd, Cr, Co, Pb, Li, Mo, Se, Tl; 7040A: Hg.
Additional metals (6010D): Na, K, Mg; For Alkalinity: report total, carbonate, and bicarbonate

Collected By:
Printed Name: (Arcadis): Jessica Ware
Signature: (Arcadis):

Additional Instructions from Pace®:

Coolers: Thermometer ID: Correction Factor (°C): Obs. Temp. (°C) Corrected Temp. (°C)

Relinquished by/Company: (Signature)	Date/Time:	Received by/Company: (Signature)	Date/Time:
Arcadis	2/18/26 1045	Lilian Williams / Pace	2/18/26 1045
Lilian Williams / Pace	2/18/26 1635		2/18/26 1635

Tracking Number:

Delivered by: [ ] In-Person [ ] Courier [ ] FedEx [ ] UPS [ ] Other

Page: of

Submitting a sample via this chain of custody constitutes acknowledgment and acceptance of the Pace® Terms and Conditions found at https://www.pacelabs.com/resource-library/resource/pace-terms-and-conditions/

ENV-FRM-CORQ-0019_v01_082123 ©

Pace® Location Requested (City/State)
Pace Analytical Charlotte
9800 Kincey Ave. Suite 100, Huntersville, NC 28078

CHAIN-OF-CUSTODY Analytical Request Document

Chain-of-Custody is a LEGAL DOCUMENT - Complete all relevant fields

LAB USE ONLY- Affix Workorder/Login Label Here

Scan QR Code for instructions

Company Name: Southern Company
Street Address: 241 Ralph McGill Blvd, Atlanta, GA 30308

Contact/Report To: Trey Singleton
Phone #: 205.346.3317
E-Mail: rosingle@southernco.com
Cc E-Mail: Arcadis contacts

Customer Project #: Task No. YAT-CCR-ASSMT-2026S1
Project Name: Georgia Power Yates

Invoice To:
Invoice E-Mail:

Site Collection Info/Facility ID (as applicable): YAT Pooled Upgradient

Purchase Order # (if applicable): GPC82474-0002
Quote #:

Time Zone Collected: [ ] AK [ ] PT [ ] MT [X] CT [X] ET

County / State origin of sample(s): Georgia

Data Deliverables: [X] Level II [ ] Level III [ ] Level IV [X] EQUIS [ ] Other

Regulatory Program (DW, RCRA, etc.) as applicable:

Rush (Pre-approval required): [ ] 2 Day [ ] 3 day [ ] 5 day [ ] Other
Date Results Requested:

DW PWSID # or WW Permit # as applicable:

Field Filtered (if applicable): [ ] Yes [X] No
Analysis:

* Matrix Codes (Insert in Matrix box below): Drinking Water (DW), Ground Water (GW), Waste Water (WW), Product (P), Soil/Solid (SS), Oil (OL), Wipe (WP), Tissue (TS), Bioassay (B), Vapor (V), Other (OT), Surface Water (SW), Sediment (SED), Sludge (SL), Caulk

Specify Container Size **: 3 | 3 | 2 | 1 | 3
Identify Container Preservative Type***: 2 | 1 | 1 | 2 | 1

**Container Size: (1) 1L, (2) 500mL, (3) 250mL, (4) 125mL, (5) 100mL, (6) 40mL vial, (7) EnCore, (8) TerraCore, (9) Other

*** Preservative Types: (1) None, (2) HNO3, (3) H2SO4, (4) HCl, (5) NaOH, (6) Zn Acetate, (7) NaHSO4, (8) Sod. Thiosulfate, (9) Ascorbic Acid, (10) MeOH, (11) Other

Customer Sample ID	Matrix *	Comp / Grab	Collected (or Composite Start) Date	Collected (or Composite Start) Time	Composite End Date	Composite End Time	Res. CL2	Number & Type of Containers Plastic	Number & Type of Containers Glass	App III/IV Metals + Na, K, Mg	Cl, F, SO4 (EPA 300.0)	TDS (SM 2540C)	RAD SW846 9315/8320	Alkalinity (SM2320B)	Sample Comment	Preservation non-conformance identified for sample
YAT-UGRD-EB-1	WG	G						7		X	X	X	X	X	See Remarks	
YAT-UGRD-FB-1	WG	G						7		X	X	X	X	X	See Remarks	
YAT-UGRD-EB-2	WG	G						7		X	X	X	X	X	See Remarks	
YAT-UGRD-FB-2	WG	G	2/17/26	1700				7		X	X	X	X	X	See Remarks	
YAT-UGRD-FD-1	WG	G						7		X	X	X	X	X	See Remarks 020	
YAT-UGRD-FD-2	WG	G						7		X	X	X	X	X	See Remarks	
								7		X	X	X	X	X	See Remarks	

Lab Use Only: Proj. Mgr: Bonnie Vang; AcctNum / Client ID:; Table #:; Profile / Template: 16561; Prelog / Bottle Ord. ID:

Customer Remarks / Special Conditions / Possible Hazards:
App III Metals: 6020B; B; 6010D: Ca
App IV: Metals 6020B: Sb, As, Ba, Be, Cd, Cr, Co, Pb, Li, Mo, Se, Tl; 7040A: Hg.
Additional metals (6010D): Na, K, Mg; For Alkalinity: report total, carbonate, and bicarbonate

Collected By:
Printed Name: (Arcadis) Jessica Ware
Signature: (Arcadis) Jessica Ware

Additional Instructions from Pace®:

Coolers: | Thermometer ID: | Correction Factor (°C): | Obs. Temp. (°C) | Corrected Temp. (°C)

Relinquished by/Company: (Signature)	Date/Time:	Received by/Company: (Signature)	Date/Time:
Jessica Ware / Arcadis	2/18/26 1045	Ryan William / Pace	2/18/26 1045
Ryan William / Pace	2/18/26 1635		2/18/26 1635
Relinquished by/Company: (Signature)	Date/Time:	Received by/Company: (Signature)	Date/Time:
Relinquished by/Company: (Signature)	Date/Time:	Received by/Company: (Signature)	Date/Time:

Tracking Number:

Delivered by: [ ] In-Person [ ] Courier [ ] FedEX [ ] UPS [ ] Other

Page: of

Submitting a sample via this chain of custody constitutes acknowledgment and acceptance of the Pace® Terms and Conditions found at https://www.pacelabs.com/resource-library/resource/pace-terms-and-conditions/

ENV-FRM-CORQ-0019_v01_082123 ©

Pace® Location Requested (City/State):
Pace Analytical Charlotte
9800 Kincey Ave. Suite 100, Huntersville, NC 28078

CHAIN-OF-CUSTODY Analytical Request Document

Chain-of-Custody is a LEGAL DOCUMENT - Complete all relevant fields

LAB USE ONLY- Affix Workorder/Login Label Here

Scan QR Code for instructions

Company Name: Southern Company
Street Address: 241 Ralph McGill Blvd, Atlanta, GA 30308
Customer Project #: Task No. YAT-CCR-ASSMT-2026S1
Project Name: Georgia Power Yates
Site Collection Info/Facility ID (as applicable): YAT Pooled Upgradient

Contact/Report To: Trey Singleton
Phone #: 205.346.3317
E-Mail: rosingle@southernco.com
Cc E-Mail: Arcadis contacts
Invoice To:
Invoice E-Mail:
Purchase Order # (if applicable): GPC82474-0002
Quote #:

Time Zone Collected: [ ] AK [ ] PT [ ] MT [ ] CT [X] ET
County / State origin of sample(s): Georgia

Data Deliverables:
[X] Level II [ ] Level III [ ] Level IV
[X] EQUIS
[ ] Other_____

Regulatory Program (DW, RCRA, etc.) as applicable:
Rush (Pre-approval required): [ ] 2 Day [ ] 3 day [ ] 5 day [ ] Other_____
Date Results Requested:
DW PWSID # or WW Permit # as applicable:
Field Filtered (if applicable): [ ] Yes [X] No
Analysis:

* Matrix Codes (Insert in Matrix box below): Drinking Water (DW), Ground Water (GW), Waste Water (WW), Product (P), Soil/Solid (SS), Oil (OL), Wipe (WP), Tissue (TS), Bioassay (B), Vapor (V), Other (OT), Surface Water (SW),Sediment (SED), Sludge (SL), Caulk

Specify Container Size **: 3 | 3 | 2 | 1 | 3
Identify Container Preservative Type***: 2 | 1 | 1 | 2 | 1

**Container Size: (1) 1L, (2) 500mL, (3) 250mL, (4) 125mL, (5) 100mL, (6) 40mL vial, (7) EnCore, (8) TerraCore, (9) Other
*** Preservative Types: (1) None, (2) HNO3, (3) H2SO4, (4) HCL (5) NaOH, (6) Zn Acetate, (7) NaHSO4, (8) Sod. Thiosulfate, (9) Ascorbic Acid, (10) MeOH, (11) Other

Lab Use Only: Proj. Mgr: Bonnie Vang; AcctNum / Client ID:; Table #:; Profile / Template: 16561; Prelog / Bottle Ord. ID:

Customer Sample ID	Matrix *	Comp / Grab	Collected (or Composite Start) Date	Collected (or Composite Start) Time	Composite End Date	Composite End Time	Res. Cl2	Number & Type of Containers Plastic	Number & Type of Containers Glass	App III/IV Metals + Na, K, Mg	Cl, F, SO4 (EPA 300.0)	TDS (SM 2540C)	RAD SW846 9315/8320	Alkalinity (SM2320B)							Sample Comment	Preservation non-conformance identified for sample.
YAT-YGWA-47	WG	G	2/17/26	1500	—	—		7		X	X	X	X	X							See Remarks 021	
YAT-YGWA-21I	WG	G						7		X	X	X	X	X							See Remarks	
YAT-YGWA-4I	WG	G						7		X	X	X	X	X							See Remarks	
YAT-YGWA-5I	WG	G						7		X	X	X	X	X							See Remarks	
YAT-YGWA-5D	WG	G						7		X	X	X	X	X							See Remarks	
YAT-YGWA-17S	WG	G						7		X	X	X	X	X							See Remarks	
YAT-YGWA-18S	WG	G						7		X	X	X	X	X							See Remarks	
YAT-YGWA-18I	WG	G						7		X	X	X	X	X							See Remarks	
YAT-YGWA-20S	WG	G						7		X	X	X	X	X							See Remarks	
								7		X	X	X	X	X							See Remarks	
																					See Remarks	

Customer Remarks / Special Conditions / Possible Hazards:
App III Metals: 6020B: B; 6010D: Ca
App IV: Metals 6020B: Sb, As, Ba, Be, Cd, Cr, Co, Pb, Li, Mo, Se, Tl; 7040A: Hg.
Additional metals (6010D): Na, K, Mg; For Alkalinity: report total, carbonate, and bicarbonate

Collected By:
Printed Name: (Arcadis) - David Gouty
Signature: (Arcadis)

Additional instructions from Pace®:

# Coolers:	Thermometer ID:	Correction Factor (°C):	Obs. Temp. (°C)	Corrected Temp. (°C)

Relinquished by/Company: (Signature)	Date/Time:	Received by/Company: (Signature)	Date/Time:
	2/18/26 0730	Arcadis	2/18/26 0730
Arcadis	2/18/26 1045	Pace	2/18/26 1045
Pace	2/18/26 1635		2/18/26 1635

Tracking Number:
Delivered by: [ ] In-Person [ ] Courier [ ] FedEX [ ] UPS [ ] Other
Page: of

Submitting a sample via this chain of custody constitutes acknowledgment and acceptance of the Pace® Terms and Conditions found at https://www.pacelabs.com/resource-library/resource/pace-terms-and-conditions/

ENV-FRM-CORQ-0019_v01_082123 ©

Pace® Location Requested (City/State):
Pace Analytical Charlotte
9800 Kincey Ave. Suite 100, Huntersville, NC 28078

CHAIN-OF-CUSTODY Analytical Request Document

Chain-of-Custody is a LEGAL DOCUMENT - Complete all relevant fields

LAB USE ONLY- Affix Workorder/Login Label Here

Scan QR Code for instructions

Company Name: Southern Company
Street Address: 241 Ralph McGill Blvd, Atlanta, GA 30308
Customer Project #: Task No. YAT-CCR-ASSMT-2026S1
Project Name: Georgia Power Yates
Site Collection Info/Facility ID (as applicable): YAT Pooled Upgradient

Contact/Report To: Trey Singleton
Phone #: 205.346.3317
E-Mail: rosingle@southernco.com
Cc E-Mail: Arcadis contacts
Invoice To:
Invoice E-Mail:
Purchase Order # (if applicable): GPC82474-0002
Quote #:

Time Zone Collected: [ ] AK [ ] PT [ ] MT [ ] CT [X] ET
County / State origin of sample(s): Georgia

Data Deliverables:
[X] Level II [ ] Level III [ ] Level IV
[X] EQUIS
[ ] Other_____

Regulatory Program (DW, RCRA, etc.) as applicable:
Rush (Pre-approval required): [ ] 2 Day [ ] 3 day [ ] 5 day [ ] Other_____
Date Results Requested:
DW PWSID # or WW Permit # as applicable:
Field Filtered (if applicable): [ ] Yes [X] No
Analysis:

* Matrix Codes (Insert in Matrix box below): Drinking Water (DW), Ground Water (GW), Waste Water (WW), Product (P), Soil/Solid (SS), Oil (OL), Wipe (WP), Tissue (TS), Bioassay (B), Vapor (V), Other (OT), Surface Water (SW), Sediment (SED), Sludge (SL), Caulk

Specify Container Size **: 3 | 3 | 2 | 1 | 3
Identify Container Preservative Type***: 2 | 1 | 1 | 2 | 1

**Container Size: (1) 1L, (2) 500mL, (3) 250mL, (4) 125mL, (5) 100mL, (6) 40mL vial, (7) EnCore, (8) TerraCore, (9) Other
*** Preservative Types: (1) None, (2) HNO3, (3) H2SO4, (4) HCl, (5) NaOH, (6) Zn Acetate, (7) NaHSO4, (8) Sod. Thiosulfate, (9) Ascorbic Acid, (10) MeOH, (11) Other

Lab Use Only: Pro) Mgr: Bonnie Vang; AcctNum / Client ID:; Table #:; Profile / Template: 16561; Prelog / Bottle Ord. ID:

Customer Sample ID	Matrix *	Comp / Grab	Collected (or Composite Start) Date	Collected (or Composite Start) Time	Composite End Date	Composite End Time	Res. Cl2	Number & Type of Containers Plastic	Number & Type of Containers Glass	App III/IV Metals + Na, K, Mg	Cl, F, SO4 (EPA 300.0)	TDS (SM 2540C)	RAD SW846 9315/8320	Alkalinity (SM2320B)	Sample Comment	Preservation non-conformance identified for sample.
YAT-YGWA-30I	WG	G	2/17/26	1215	—	—		7		X	X	X	X	X	See Remarks 022	
YAT-YGWA-14S	WG	G	2/17/26	1010	—	—		7		X	X	X	X	X	See Remarks 023	
YAT-YGWA-39	WG	G						7		X	X	X	X	X	See Remarks	
YAT-YGWA-40	WG	G						7		X	X	X	X	X	See Remarks	
YAT-YGWA-1I	WG	G						7		X	X	X	X	X	See Remarks	
YAT-YGWA-1D	WG	G						7		X	X	X	X	X	See Remarks	
YAT-YGWA-2I	WG	G						7		X	X	X	X	X	See Remarks	
YAT-YGWA-3I	WG	G						7		X	X	X	X	X	See Remarks	
YAT-YGWA-3D	WG	G						7		X	X	X	X	X	See Remarks	

Customer Remarks / Special Conditions / Possible Hazards:
App III Metals: 6020B: B; 6010D: Ca
App IV: Metals 6020B: Sb, As, Ba, Be, Cd, Cr, Co, Pb, Li, Mo, Se, Tl; 7040A: Hg.
Additional metals (6010D): Na, K, Mg; For Alkalinity: report total, carbonate, and bicarbonate

Collected By:
Printed Name: (Arcadis) - David Prouty
Signature: (Arcadis) - David Prouty

Additional Instructions from Pace®:

Coolers: | Thermometer ID: | Correction Factor (°C): | Obs. Temp. (°C) | Corrected Temp. (°C)

Relinquished by/Company: (Signature)	Date/Time:	Received by/Company: (Signature)	Date/Time:
[signature]	2/18/26 0730	[signature] / Arcadis	2/18/26 0730
[signature] / Arcadis	2/18/26 1045	[signature] / Pace	2/18/26 1045
[signature] / Pace	2/18/26 1635	[signature]	2/18/26 1635
Relinquished by/Company: (Signature)	Date/Time:	Received by/Company: (Signature)	Date/Time:

Tracking Number:
Delivered by: [ ] In-Person [ ] Courier [ ] FedEX [ ] UPS [ ] Other

Page: of

Submitting a sample via this chain of custody constitutes acknowledgment and acceptance of the Pace® Terms and Conditions found at https://www.pacelabs.com/resource-library/resource/pace-terms-and-conditions/

ENV-FRM-CORQ-0019_v01_082123 ©

Pace® Location Requested (City/State):
Pace Analytical Charlotte
9800 Kincey Ave. Suite 100, Huntersville, NC 28078

CHAIN-OF-CUSTODY Analytical Request Document

Chain-of-Custody is a LEGAL DOCUMENT - Complete all relevant fields

LAB USE ONLY- Affix Workorder/Login Label Here

Scan QR Code for instructions

Company Name: Southern Company
Street Address: 241 Ralph McGill Blvd, Atlanta, GA 30308

Contact/Report To: Trey Singleton
Phone #: 205.346.3317
E-Mail: rosingle@southernco.com
Cc E-Mail: Arcadis contacts

Customer Project #: Task No. YAT-CCR-ASSMT-2026S1
Project Name: Georgia Power Yates

Invoice To:
Invoice E-Mail:

Site Collection Info/Facility ID (as applicable):
YAT Pooled Upgradient

Purchase Order # (if applicable): GPC82474-0002
Quote #:

Time Zone Collected: [ ] AK [ ] PT [ ] MT [ ] CT [X] ET

County / State origin of sample(s): Georgia

Data Deliverables:
[X] Level II [ ] Level III [ ] Level IV
[X] EQUIS
[ ] Other_____

Regulatory Program (DW, RCRA, etc.) as applicable:

Rush (Pre-approval required):
[ ] 2 Day [ ] 3 day [ ] 5 day [ ] Other_____
Date Results Requested:

DW PWSID # or WW Permit # as applicable:
Field Filtered (if applicable): [ ] Yes [X] No
Analysis:

* Matrix Codes (Insert in Matrix box below): Drinking Water (DW), Ground Water (GW), Waste Water (WW), Product (P), Soil/Solid (SS), Oil (OL), Wipe (WP), Tissue (TS), Bioassay (B), Vapor (V), Other (OT), Surface Water (SW), Sediment (SED), Sludge (SL), Caulk

Specify Container Size **: 3 | 3 | 2 | 1 | 3
Identify Container Preservative Type***: 2 | 1 | 1 | 2 | 1

**Container Size: (1) 1L, (2) 500mL, (3) 250mL, (4) 125mL, (5) 100mL, (6) 40mL vial, (7) EnCore, (8) TerraCore, (9) Other
*** Preservative Types: (1) None, (2) HNO3, (3) H2SO4, (4) HCl, (5) NaOH, (6) Zn Acetate, (7) NaHSO4, (8) Sod. Thiosulfate, (9) Ascorbic Acid, (10) MeOH, (11) Other

Lab Use Only: Proj. Mgr: Bonnie Vang; AcctNum / Client ID:; Table #:; Profile / Template: 16561; Prelog / Bottle Ord. ID:

Customer Sample ID	Matrix *	Comp / Grab	Collected (or Composite Start) Date	Collected (or Composite Start) Time	Composite End Date	Composite End Time	Res. Cl2	Number & Type of Containers Plastic	Number & Type of Containers Glass	App III/IV Metals + Na, K, Mg	Cl, F, SO4 (EPA 300.0)	TDS (SM 2540C)	RAD SW846 9315/8320	Alkalinity (SM2320B)	Sample Comment	Preservation non-conformance identified for sample.
YAT-UGRD-EB-1	WG	G						7		X	X	X	X	X	See Remarks	
YAT-UGRD-FB-1	WG	G	2/17/26	1200	—	—		7		X	X	X	X	X	See Remarks 024	
YAT-UGRD-EB-2	WG	G						7		X	X	X	X	X	See Remarks	
YAT-UGRD-FB-2	WG	G						7		X	X	X	X	X	See Remarks	
YAT-UGRD-FD-1	WG	G		~~1200~~				7		X	X	X	X	X	See Remarks	
YAT-UGRD-FD-2	WG	G						7		X	X	X	X	X	See Remarks	

Customer Remarks / Special Conditions / Possible Hazards:
App III Metals: 6020B: B; 6010D: Ca
App IV: Metals 6020B: Sb, As, Ba, Be, Cd, Cr, Co, Pb, Li, Mo, Se, Tl; 7040A: Hg.
Additional metals (6010D): Na, K, Mg; For Alkalinity: report total, carbonate, and bicarbonate

Collected By:
Printed Name: (Arcadis) David Prouty
Signature: (Arcadis)

Additional Instructions from Pace®:

Coolers: Thermometer ID: Correction Factor (°C): Obs. Temp. (°C) Corrected Temp. (°C)

Relinquished by/Company: (Signature)	Date/Time:	Received by/Company: (Signature)	Date/Time:
	2/18/26 0730	Jessica Arcadis	2/18/26 0730
Jessica Arcadis	2/18/26 1045	Ryan Williams / Pace	2/18/26 1045
Ryan Williams / Pace	2/18/26 1635		2/18/26 1635

Tracking Number:

Delivered by: [ ] In-Person [ ] Courier [ ] FedEX [ ] UPS [ ] Other

Page: of

Submitting a sample via this chain of custody constitutes acknowledgment and acceptance of the Pace® Terms and Conditions found at https://www.pacelabs.com/resource-library/resource/pace-terms-and-conditions/

ENV-FRM-CORQ-0019_v01_082123 ©

Quality Control Sample Performance Assessment

Pace Analytical™
www.pacelabs.com

Test:	Ra-228
Analyst:	VAL
Date:	2/27/2026
Worklist:	89582
Matrix:	WT

Analyst Must Manually Enter All Fields Highlighted in Yellow.

Method Blank Assessment	
MB Sample ID	3912134
MB concentration:	0.686
M/B 2 Sigma CSU:	0.377
MB MDC:	0.670
MB Numerical Performance Indicator:	3.57
MB Status vs Numerical Indicator:	Fail*
MB Status vs. MDC:	See Comment*

Laboratory Control Sample Assessment	LCSD (Y or N)?	Y
	LCS89582	LCSD89582
Count Date:	3/4/2026	3/4/2026
Spike I.D.:	23-043	23-043
Decay Corrected Spike Concentration (pCi/mL):	29.571	29.571
Volume Used (mL):	0.10	0.10
Aliquot Volume (L, g, F):	0.821	0.818
Target Conc. (pCi/L, g, F):	3.603	3.616
Uncertainty (Calculated):	0.177	0.177
Result (pCi/L, g, F):	4.297	4.578
LCS/LCSD 2 Sigma CSU (pCi/L, g, F):	1.103	1.090
Numerical Performance Indicator:	1.22	1.71
Percent Recovery:	119.27%	126.59%
Status vs Numerical Indicator:	N/A	N/A
Status vs Recovery:	Pass	Pass
Upper % Recovery Limits:	135%	135%
Lower % Recovery Limits:	60%	60%

Sample Matrix Spike Control Assessment	MS/MSD 1	MS/MSD 2
Sample Collection Date:		
Sample I.D.		
Sample MS I.D.		
Sample MSD I.D.		
Spike I.D.:		
MS/MSD Decay Corrected Spike Concentration (pCi/mL):		
Spike Volume Used in MS (mL):		
Spike Volume Used in MSD (mL):		
MS Aliquot (L, g, F):		
MS Target Conc.(pCi/L, g, F):		
MSD Aliquot (L, g, F):		
MSD Target Conc. (pCi/L, g, F):		
MS Spike Uncertainty (calculated):		
MSD Spike Uncertainty (calculated):		
Sample Result:		
Sample Result 2 Sigma CSU (pCi/L, g, F):		
Sample Matrix Spike Result:		
Matrix Spike Result 2 Sigma CSU (pCi/L, g, F):		
Sample Matrix Spike Duplicate Result:		
Matrix Spike Duplicate Result 2 Sigma CSU (pCi/L, g, F):		
MS Numerical Performance Indicator:		
MSD Numerical Performance Indicator:		
MS Percent Recovery:		
MSD Percent Recovery:		
MS Status vs Numerical Indicator:		
MSD Status vs Numerical Indicator:		
MS Status vs Recovery:		
MSD Status vs Recovery:		
MS/MSD Upper % Recovery Limits:		
MS/MSD Lower % Recovery Limits:		

Duplicate Sample Assessment		
Sample I.D.:	LCS89582	Enter Duplicate sample IDs if other than LCS/LCSD in the space below.
Duplicate Sample I.D.	LCSD89582	
Sample Result (pCi/L, g, F):	4.297	
Sample Result 2 Sigma CSU (pCi/L, g, F):	1.103	
Sample Duplicate Result (pCi/L, g, F):	4.578	
Sample Duplicate Result 2 Sigma CSU (pCi/L, g, F):	1.090	
Are sample and/or duplicate results below RL?	NO	
Duplicate Numerical Performance Indicator:	-0.355	
(Based on the LCS/LCSD Percent Recoveries) Duplicate RPD:	5.95%	
Duplicate Status vs Numerical Indicator:	Pass	
Duplicate Status vs RPD:	Pass	
% RPD Limit:	36%	

Matrix Spike/Matrix Spike Duplicate Sample Assessment		
Sample I.D.		
Sample MS I.D.		
Sample MSD I.D.		
Sample Matrix Spike Result:		
Matrix Spike Result 2 Sigma CSU (pCi/L, g, F):		
Sample Matrix Spike Duplicate Result:		
Matrix Spike Duplicate Result 2 Sigma CSU (pCi/L, g, F):		
Duplicate Numerical Performance Indicator:		
(Based on the Percent Recoveries) MS/ MSD Duplicate RPD:		
MS/ MSD Duplicate Status vs Numerical Indicator:		
MS/ MSD Duplicate Status vs RPD:		
% RPD Limit:		

Evaluation of duplicate precision is not applicable if either the sample or duplicate results are below the MDC.

Comments:
*The method blank result is below the reporting limit for this analysis and is acceptable. ✓

MU 3/5/26

CT 3-5-26

Quality Control Sample Performance Assessment

Pace Analytical
www.pacelabs.com

Test:	Ra-228
Analyst:	JJS1
Date:	2/27/2026
Worklist:	89583
Matrix:	WT

Analyst Must Manually Enter All Fields Highlighted in Yellow.

Method Blank Assessment	
MB Sample ID	3912142
MB concentration:	0.502
M/B 2 Sigma CSU:	0.351
MB MDC:	0.663
MB Numerical Performance Indicator:	2.81
MB Status vs Numerical Indicator:	Warning
MB Status vs. MDC:	Pass

Laboratory Control Sample Assessment	LCSD (Y or N)?	Y
	LCS89583	LCSD89583
Count Date:	3/5/2026	3/5/2026
Spike I.D.:	23-043	23-043
Decay Corrected Spike Concentration (pCi/mL):	29.562	29.562
Volume Used (mL):	0.10	0.10
Aliquot Volume (L, g, F):	0.820	0.820
Target Conc. (pCi/L, g, F):	3.603	3.604
Uncertainty (Calculated):	0.177	0.177
Result (pCi/L, g, F):	3.642	3.355
LCS/LCSD 2 Sigma CSU (pCi/L, g, F):	0.930	0.868
Numerical Performance Indicator:	0.08	-0.55
Percent Recovery:	101.09%	93.08%
Status vs Numerical Indicator:	N/A	N/A
Status vs Recovery:	Pass	Pass
Upper % Recovery Limits:	135%	135%
Lower % Recovery Limits:	60%	60%

Sample Matrix Spike Control Assessment	MS/MSD 1	MS/MSD 2
Sample Collection Date:		
Sample I.D.		
Sample MS I.D.		
Sample MSD I.D.		
Spike I.D.:		
MS/MSD Decay Corrected Spike Concentration (pCi/mL):		
Spike Volume Used in MS (mL):		
Spike Volume Used in MSD (mL):		
MS Aliquot (L, g, F):		
MS Target Conc.(pCi/L, g, F):		
MSD Aliquot (L, g, F):		
MSD Target Conc. (pCi/L, g, F):		
MS Spike Uncertainty (calculated):		
MSD Spike Uncertainty (calculated):		
Sample Result:		
Sample Result 2 Sigma CSU (pCi/L, g, F):		
Sample Matrix Spike Result:		
Matrix Spike Result 2 Sigma CSU (pCi/L, g, F):		
Sample Matrix Spike Duplicate Result:		
Matrix Spike Duplicate Result 2 Sigma CSU (pCi/L, g, F):		
MS Numerical Performance Indicator:		
MSD Numerical Performance Indicator:		
MS Percent Recovery:		
MSD Percent Recovery:		
MS Status vs Numerical Indicator:		
MSD Status vs Numerical Indicator:		
MS Status vs Recovery:		
MSD Status vs Recovery:		
MS/MSD Upper % Recovery Limits:		
MS/MSD Lower % Recovery Limits:		

Duplicate Sample Assessment		
Sample I.D.:	LCS89583	Enter Duplicate sample IDs if other than LCS/LCSD in the space below.
Duplicate Sample I.D.	LCSD89583	
Sample Result (pCi/L, g, F):	3.642	
Sample Result 2 Sigma CSU (pCi/L, g, F):	0.930	
Sample Duplicate Result (pCi/L, g, F):	3.355	
Sample Duplicate Result 2 Sigma CSU (pCi/L, g, F):	0.868	
Are sample and/or duplicate results below RL?	NO	
Duplicate Numerical Performance Indicator:	0.443	
(Based on the LCS/LCSD Percent Recoveries) Duplicate RPD:	8.25%	
Duplicate Status vs Numerical Indicator:	Pass	
Duplicate Status vs RPD:	Pass	
% RPD Limit:	36%	

Matrix Spike/Matrix Spike Duplicate Sample Assessment		
Sample I.D.		
Sample MS I.D.		
Sample MSD I.D.		
Sample Matrix Spike Result:		
Matrix Spike Result 2 Sigma CSU (pCi/L, g, F):		
Sample Matrix Spike Duplicate Result:		
Matrix Spike Duplicate Result 2 Sigma CSU (pCi/L, g, F):		
Duplicate Numerical Performance Indicator:		
(Based on the Percent Recoveries) MS/ MSD Duplicate RPD:		
MS/ MSD Duplicate Status vs Numerical Indicator:		
MS/ MSD Duplicate Status vs RPD:		
% RPD Limit:		

Evaluation of duplicate precision is not applicable if either the sample or duplicate results are below the MDC.

Comments:

NM 3/6/26

LAM 3/6/26

Quality Control Sample Performance Assessment

Pace Analytical™
www.pacelabs.com

Test:	Ra-226
Analyst:	SLC
Date:	2/26/2026
Worklist:	89572
Matrix:	WT

Analyst Must Manually Enter All Fields Highlighted in Yellow.

Method Blank Assessment	
MB Sample ID	3911957
MB concentration:	-0.038
M/B 2 Sigma CSU:	0.075
MB MDC:	0.239
MB Numerical Performance Indicator:	-1.01
MB Status vs Numerical Indicator:	Pass
MB Status vs. MDC:	N/A

Laboratory Control Sample Assessment	LCSD (Y or N)?	Y
	LCS89572	LCSD89572
Count Date:	3/9/2026	3/9/2026
Spike I.D.:	23-014	23-014
Decay Corrected Spike Concentration (pCi/mL):	25.004	25.004
Volume Used (mL):	0.10	0.10
Aliquot Volume (L, g, F):	0.504	0.503
Target Conc. (pCi/L, g, F):	4.963	4.976
Uncertainty (Calculated):	0.233	0.234
Result (pCi/L, g, F):	5.592	5.058
LCS/LCSD 2 Sigma CSU (pCi/L, g, F):	0.996	0.898
Numerical Performance Indicator:	1.21	0.17
Percent Recovery:	112.68%	101.66%
Status vs Numerical Indicator:	Pass	Pass
Status vs Recovery:	N/A	N/A
Upper % Recovery Limits:	125%	125%
Lower % Recovery Limits:	75%	75%

Sample Matrix Spike Control Assessment	MS/MSD 1	MS/MSD 2
Sample Collection Date:		
Sample I.D.		
Sample MS I.D.		
Sample MSD I.D.		
Spike I.D.:		
MS/MSD Decay Corrected Spike Concentration (pCi/mL):		
Spike Volume Used in MS (mL):		
Spike Volume Used in MSD (mL):		
MS Aliquot (L, g, F):		
MS Target Conc.(pCi/L, g, F):		
MSD Aliquot (L, g, F):		
MSD Target Conc. (pCi/L, g, F):		
MS Spike Uncertainty (calculated):		
MSD Spike Uncertainty (calculated):		
Sample Result:		
Sample Result 2 Sigma CSU (pCi/L, g, F):		
Sample Matrix Spike Result:		
Matrix Spike Result 2 Sigma CSU (pCi/L, g, F):		
Sample Matrix Spike Duplicate Result:		
Matrix Spike Duplicate Result 2 Sigma CSU (pCi/L, g, F):		
MS Numerical Performance Indicator:		
MSD Numerical Performance Indicator:		
MS Percent Recovery:		
MSD Percent Recovery:		
MS Status vs Numerical Indicator:		
MSD Status vs Numerical Indicator:		
MS Status vs Recovery:		
MSD Status vs Recovery:		
MS/MSD Upper % Recovery Limits:		
MS/MSD Lower % Recovery Limits:		

Duplicate Sample Assessment		
Sample I.D.:	LCS89572	92845130021
Duplicate Sample I.D.	LCSD89572	92845130021DUP
Sample Result (pCi/L, g, F):	5.592	0.238
Sample Result 2 Sigma CSU (pCi/L, g, F):	0.996	0.181
Sample Duplicate Result (pCi/L, g, F):	5.058	0.361
Sample Duplicate Result 2 Sigma CSU (pCi/L, g, F):	0.898	0.203
Are sample and/or duplicate results below RL?	NO	See Below ##
Duplicate Numerical Performance Indicator:	0.780	-0.884
(Based on the LCS/LCSD Percent Recoveries) Duplicate RPD:	10.29%	41.02%
Duplicate Status vs Numerical Indicator:	Pass	Pass
Duplicate Status vs RPD:	N/A	N/A
% RPD Limit:	25%	25%

Matrix Spike/Matrix Spike Duplicate Sample Assessment		
Sample I.D.		
Sample MS I.D.		
Sample MSD I.D.		
Sample Matrix Spike Result:		
Matrix Spike Result 2 Sigma CSU (pCi/L, g, F):		
Sample Matrix Spike Duplicate Result:		
Matrix Spike Duplicate Result 2 Sigma CSU (pCi/L, g, F):		
Duplicate Numerical Performance Indicator:		
(Based on the Percent Recoveries) MS/ MSD Duplicate RPD:		
MS/ MSD Duplicate Status vs Numerical Indicator:		
MS/ MSD Duplicate Status vs RPD:		
% RPD Limit:		

Evaluation of duplicate precision is not applicable if either the sample or duplicate results are below the MDC.

Comments:

LM 3/9/26

LAM 3/9/26

Quality Control Sample Performance Assessment

Pace Analytical™
www.pacelabs.com

Test:	Ra-226
Analyst:	SLC
Date:	3/1/2026
Worklist:	89573
Matrix:	WT

Analyst Must Manually Enter All Fields Highlighted in Yellow.

Method Blank Assessment	
MB Sample ID	3911958
MB concentration:	0.127
M/B 2 Sigma CSU:	0.141
MB MDC:	0.294
MB Numerical Performance Indicator:	1.77
MB Status vs Numerical Indicator:	Pass
MB Status vs. MDC:	N/A

Laboratory Control Sample Assessment	LCSD (Y or N)?	Y
	LCS89573	LCSD89573
Count Date:	3/6/2026	3/6/2026
Spike I.D.:	23-014	23-014
Decay Corrected Spike Concentration (pCi/mL):	25.004	25.004
Volume Used (mL):	0.10	0.10
Aliquot Volume (L, g, F):	0.501	0.502
Target Conc. (pCi/L, g, F):	4.986	4.981
Uncertainty (Calculated):	0.234	0.234
Result (pCi/L, g, F):	5.264	4.867
LCS/LCSD 2 Sigma CSU (pCi/L, g, F):	0.959	0.896
Numerical Performance Indicator:	0.55	-0.24
Percent Recovery:	105.57%	97.70%
Status vs Numerical Indicator:	Pass	Pass
Status vs Recovery:	N/A	N/A
Upper % Recovery Limits:	125%	125%
Lower % Recovery Limits:	75%	75%

Sample Matrix Spike Control Assessment	MS/MSD 1	MS/MSD 2
Sample Collection Date:		
Sample I.D.		
Sample MS I.D.		
Sample MSD I.D.		
Spike I.D.:		
MS/MSD Decay Corrected Spike Concentration (pCi/mL):		
Spike Volume Used in MS (mL):		
Spike Volume Used in MSD (mL):		
MS Aliquot (L, g, F):		
MS Target Conc.(pCi/L, g, F):		
MSD Aliquot (L, g, F):		
MSD Target Conc. (pCi/L, g, F):		
MS Spike Uncertainty (calculated):		
MSD Spike Uncertainty (calculated):		
Sample Result:		
Sample Result 2 Sigma CSU (pCi/L, g, F):		
Sample Matrix Spike Result:		
Matrix Spike Result 2 Sigma CSU (pCi/L, g, F):		
Sample Matrix Spike Duplicate Result:		
Matrix Spike Duplicate Result 2 Sigma CSU (pCi/L, g, F):		
MS Numerical Performance Indicator:		
MSD Numerical Performance Indicator:		
MS Percent Recovery:		
MSD Percent Recovery:		
MS Status vs Numerical Indicator:		
MSD Status vs Numerical Indicator:		
MS Status vs Recovery:		
MSD Status vs Recovery:		
MS/MSD Upper % Recovery Limits:		
MS/MSD Lower % Recovery Limits:		

Duplicate Sample Assessment		
Sample I.D.:	LCS89573	92845130025
Duplicate Sample I.D.	LCSD89573	92845130025DUP
Sample Result (pCi/L, g, F):	5.264	1.922
Sample Result 2 Sigma CSU (pCi/L, g, F):	0.959	0.452
Sample Duplicate Result (pCi/L, g, F):	4.867	2.332
Sample Duplicate Result 2 Sigma CSU (pCi/L, g, F):	0.896	0.512
Are sample and/or duplicate results below RL?	NO	See Below ##
Duplicate Numerical Performance Indicator:	0.593	-1.176
(Based on the LCS/LCSD Percent Recoveries) Duplicate RPD:	7.74%	19.25%
Duplicate Status vs Numerical Indicator:	Pass	Pass
Duplicate Status vs RPD:	N/A	N/A
% RPD Limit:	25%	25%

Matrix Spike/Matrix Spike Duplicate Sample Assessment		
Sample I.D.		
Sample MS I.D.		
Sample MSD I.D.		
Sample Matrix Spike Result:		
Matrix Spike Result 2 Sigma CSU (pCi/L, g, F):		
Sample Matrix Spike Duplicate Result:		
Matrix Spike Duplicate Result 2 Sigma CSU (pCi/L, g, F):		
Duplicate Numerical Performance Indicator:		
(Based on the Percent Recoveries) MS/ MSD Duplicate RPD:		
MS/ MSD Duplicate Status vs Numerical Indicator:		
MS/ MSD Duplicate Status vs RPD:		
% RPD Limit:		

Evaluation of duplicate precision is not applicable if either the sample or duplicate results are below the MDC.

Comments:

Nu 3/9/26

UAm 3/9/26

SDG	Sample ID	Method	Analyte	Result	Units	Validation Qualifier	Reason for Validation Qualifier
92845115	YAT-YGWA-3D	EPA 6020B	Antimony	0.0020	mg/L	UB	Blank contamination
	YAT-YGWA-1I	EPA 6020B	Chromium	0.0050	mg/L	UB	Blank contamination
	YAT-YGWA-1D	EPA 6020B	Chromium	0.0050	mg/L	UB	Blank contamination
	YAT-YGWA-2I	EPA 6020B	Antimony	0.0020	mg/L	UB	Blank contamination
			Chromium	0.0050	mg/L	UB	Blank contamination
	YAT-YGWA-3I	EPA 6020B	Chromium	0.0050	mg/L	UB	Blank contamination
	YAT-UGRD-FD-1	EPA 6020B	Antimony	0.0020	mg/L	UB	Blank contamination
			Chromium	0.0050	mg/L	UB	Blank contamination
92845130	YAT-YGWA-47	EPA 9320	Radium-228	0.912	pCi/L	J	Blank contamination
	YAT-YGWA-30I	EPA 9320	Radium-228	1.14	pCi/L	J	Blank contamination
	YAT-YGWA-14S	EPA 9320	Radium-228	1.03	pCi/L	J	Blank contamination
	YAT-YGWA-5D	EPA 9320	Radium-228	0.801	pCi/L	J	Blank contamination
		Calculation	Total Radium	2.72	pCi/L	J	Blank contamination

Abbreviations:

mg/L = milligrams per liter

pCi/L = picocurie per liter

Qualifiers:

J = estimated result

UB = not detected due to blank contamination

Appendix C

Statistical Analysis

Appendix III Statistically Significant Increase Summary (February 2026)

Appendix III Parameter	Monitoring Wells
Boron	YGWC-23S, YGWC-36A, YGWC-38, YGWC-41, YGWC-42, YGWC-43, YGWC-50
Calcium	YGWC-36A, YGWC-42, YGWC-50
Sulfate	YGWC-36A, YGWC-42, YGWC-43, YGWC-50
Total Dissolved Solids	YGWC-36A, YGWC-42, YGWC-43, YGWC-50

GROUNDWATER STATS CONSULTING

August 31, 2026

Southern Company Services
Attn: Mr. Trey Singleton
3535 Colonnade Parkway
Birmingham, AL 35243

Re: Plant Yates Ash Management Area (AMA) and R6 CCR Landfill
February 2026 Statistical Analysis

Dear Mr. Singleton,

Groundwater Stats Consulting, formerly the statistical consulting division of Sanitas Technologies, is pleased to provide the February 2026 semi-annual Groundwater Detection and Assessment Monitoring statistical analysis for Georgia Power Company's Plant Yates Ash Management Area (AMA) and R6 CCR Landfill. The analysis complies with the federal rule for the Disposal of Coal Combustion Residuals from Electric Utilities (CCR Rule, 2015), the Georgia Environmental Protection Division (EPD) Rules for Solid Waste Management Chapter 391-3-4-.10, and follows the United States Environmental Protection Agency (USEPA) Unified Guidance (2009).

Sampling for the Appendix III parameters began in 2016 at most wells. Semi-annual sampling of the majority of constituents has been performed for several years in accordance with the Georgia Department of Natural Resources, Environmental Protection Division groundwater monitoring regulations. A list of all parameters is provided below.

The monitoring well network, as provided by Southern Company Services, consists of the following:

- **Upgradient wells:**
  - **AP-1:** YGWA-47

        - **AP-2:** YGWA-1D, YGWA-1I, YGWA-2I, YGWA-3D, YGWA-3I, YGWA-14S, and YGWA-30I
        - **Gypsum Landfill:** GWA-2
        - **AMA-R6:** YGWA-17S, YGWA-18I, YGWA-18S, YGWA-20S, YGWA-21I, YGWA-39, YGWA-40, YGWA-4I, YGWA-5D, and YGWA-5I
    - **Downgradient wells:** YGWC-23S, YGWC-24SB, YGWC-36A, YGWC-38, YGWC-41, YGWC-42, YGWC-43, YGWC-49, and YGWC-50
    - **Assessment wells:** YAMW-1, YAMW-2, YAMW-3, YAMW-4, YAMW-5, PZ-35, PZ-37, PZ-37D, PZ-51, PZ-52D, PZ-54D, and PZ-55

Data from downgradient wells are evaluated for Appendix III and IV constituents, as described below, when a minimum of 8 samples is available. Note that downgradient well YGWC-50 was first sampled during the August 2023 event and has sufficient data to be evaluated with interwell prediction limits for Appendix III parameters and confidence intervals for Appendix IV parameters. Assessment wells are evaluated for Appendix IV constituents when a minimum of 4 samples is available. All assessment wells, including wells PZ-54D and PZ-55 which were first sampled in June 2024, have a minimum of 4 samples; therefore, data from these wells were evaluated with confidence intervals for Appendix IV parameters.

Downgradient well YGWC-24SA was installed in June 2020 as a replacement well for well YGWC-24S; however, it was abandoned and replacement well YGWC-24SB was installed in late 2022 and first sampled in February 2023. Historical data from wells YGWC-24 and YGWC-24SA were combined with data from well YGWC-24SB. Downgradient well YGWC-36A was installed in September 2020 as a replacement well for YGWC-36 to supplement existing data for each constituent. Historical data from well YGWC-36 were combined with data from well YGWC-36A. Replacement wells YGWC-24SB and YGWC-36A are evaluated in this report for Appendix III and IV constituents.

When a minimum of 8 samples has been collected from new well YGWC-24SB, the Mann-Whitney test will be used to compare newer observations from this well to historical observations from abandoned well YGWC-24SA for Appendix IV constituents to evaluate whether the populations of data are statistically different. In cases where statistically significant differences are identified at the 99% confidence level, the historical record is truncated so that only data from the new well, which may be more representative of current groundwater quality, are evaluated for the Appendix IV constituents in the confidence interval comparisons to respective Groundwater Protection Standards. This evaluation was previously performed for well YGWC-36A and is discussed below.

All data were sent electronically to Groundwater Stats Consulting, and the statistical analysis was reviewed by Kristina Rayner, Senior Statistician and Founder of Groundwater Stats Consulting.

The CCR program consists of the constituents listed below. The terms "parameters" and "constituents" are used interchangeably.

- **Appendix III** (Detection Monitoring) **-** boron, calcium, chloride, fluoride, pH, sulfate, and TDS
- **Appendix IV** (Assessment Monitoring) **–** antimony, arsenic, barium, beryllium, cadmium, chromium, cobalt, combined radium 226 + 228, fluoride, lead, lithium, mercury, molybdenum, selenium, and thallium

Note that when there are no detections present in downgradient wells for a given constituent, statistical analyses are not required. A summary of Appendix IV downgradient and assessment well/constituent pairs containing 100% non-detects follows this letter. For all constituents, a substitution of the most recent reporting limit is used for non-detect data, and this generally gives the most conservative limit in each case. For interwell prediction and tolerance limits, a single reporting limit substitution is used across upgradient wells for a given parameter. Due to elevated or varying reporting limits (at or above the MCL or CCR-specified level in one or more wells), the following most recent reporting limits, as provided by the laboratory, were substituted across all wells in order to maintain conservative (i.e., lower) limits from a regulatory perspective:

- Antimony: 0.002 mg/L
- Arsenic: 0.002 mg/L
- Chromium: 0.005 mg/L
- Cobalt: 0.005 mg/L
- Lead: 0.001 mg/L
- Molybdenum: 0.01 mg/L
- Selenium: 0.005 mg/L
- Thallium: 0.0005 mg/L

Combined upgradient well data from all units at Plant Yates are utilized to construct statistical limits for Appendix III and IV parameters. Although upgradient well GWA-2 is no longer sampled, data from this well represent groundwater quality upgradient of the facility and are, therefore, plotted on time series and box plots and included in the construction of interwell prediction limits and upper tolerance limits.

Time series plots for Appendix III and IV parameters at all wells are provided for the purpose of screening data at these wells (Figure A). Additionally, a separate section of box plots is included for all constituents at upgradient and downgradient wells (Figure B). The time series plots are used to initially screen for suspected outliers and trends, while the box plots provide visual representation of variation within individual wells and between all wells. Values in background which have been flagged as outliers may be seen in a lighter font and as a disconnected symbol on the graphs. A summary of flagged outliers follows this report (Figure C).

During previous screenings, data at all wells for constituents detected in downgradient wells were evaluated for the following: 1) outliers; 2) trends; 3) most appropriate statistical method based on site characteristics of groundwater data upgradient of the facility; and 4) eligibility of downgradient wells when intrawell statistical methods are recommended. A power curve was previously provided and demonstrated that the selected statistical methods for the parameters listed above comply with the USEPA Unified Guidance and the Georgia Environmental Protection Division Rules for Solid Waste Management Chapter 391-3-4-.10. The EPA suggests the selected statistical method should provide at least 55% power at 3 standard deviations or at least 80% power at 4 standard deviations.

Summary of Statistical Methods – Appendix III and IV Parameters

Based on the April 2019 evaluation and state and federal regulatory requirements described below, the following methods were selected for Appendix III and IV constituents:

- Appendix III: Interwell prediction limits, combined with a 1-of-2 resample plan for boron, calcium, chloride, fluoride, pH, sulfate, and TDS
- Appendix IV: Confidence intervals for antimony, arsenic, barium, beryllium, cadmium, chromium, cobalt, combined radium 226 + 228, fluoride, lead, lithium, mercury, molybdenum, selenium, and thallium

The distribution of data is tested using the Shapiro-Wilk/Shapiro-Francia test for normality. Parametric prediction limits (or tolerance limits or confidence intervals as applicable) are utilized when the screened historical data follow a normal or transformed-normal distribution. When data cannot be normalized or the majority of data are non-detects, a nonparametric test is utilized. While the false positive rate associated with the parametric limits is based on an annual 10% (5% per semi-annual event) as recommended by the EPA Unified Guidance (2009), the false positive rate associated with the nonparametric limits is dependent upon the available background sample size, number of future comparisons, and verification resample plan. The following approaches are used for handling non-detects (USEPA, 2009):

- No statistical analyses are required on wells and analytes containing 100% non-detects (USEPA Unified Guidance, 2009, Chapter 6).
- When data contain <15% non-detects, simple substitution of one-half the reporting limit is utilized in the statistical analysis. The reporting limit utilized for non-detects is the most recent practical quantification limit (PQL) as reported by the laboratory.
- When data contain between 15-50% non-detects, the Kaplan-Meier non-detect adjustment is applied to the background data for parametric limits. This technique adjusts the mean and standard deviation of the historical concentrations to account for concentrations below the reporting limit.
- Nonparametric prediction limits are used on data containing greater than 50% non-detects.

Natural systems continuously evolve due to physical changes made to the environment. Examples include capping a landfill, paving areas near a well, or lining a drainage channel to prevent erosion. Periodic updating of background statistical limits is necessary to accommodate these types of changes. In the interwell case, prediction limits are updated with upgradient well data during each event after careful screening for any new outliers. In some cases, the earlier portion of data are deselected prior to construction of limits to provide sensitive limits that will rapidly detect changes in groundwater quality. Even though the data are excluded from the calculation, the values will continue to be reported and shown in tables and graphs.

For Appendix III detection monitoring parameters, compliance is determined by comparing the most recent observation to a background prediction limit. The corresponding trend tests for evaluating prediction limit exceedances of Appendix III parameters are performed at the 99% confidence level to provide a high level of confidence against false positives. For Appendix IV assessment monitoring parameters, however, compliance is assessed by comparing a full (or truncated) period of record to a GWPS using a confidence interval. The corresponding trend tests for evaluating confidence interval exceedances of Appendix IV constituents are performed at the 95% confidence level to provide greater capability of identifying potential trends than the 99% confidence level. Additionally, the 95% confidence level is recommended in cases with limited sample sizes and, particularly, for new assessment wells.

Summary of Initial Background Screening Conducted in April 2019

Outlier Analysis

Time series plots were used to identify suspected outliers, or values that would result in limits that are not representative of the current background data population. Suspected outliers at all wells for Appendix III and Appendix IV parameters were formally tested using Tukey's box plot method and, when identified, flagged in the computer database with "o" and deselected prior to construction of statistical limits.

Using the Tukey box plot method, several outliers were identified. When the most recent value is identified as an outlier, values are not flagged in the database at this time as they may represent a possible trend. If future values do not remain at similar concentrations, these values will be flagged as outliers and deselected. Several low values exist in the data sets and appear on the graphs as possible low outliers relative to the laboratory's Practical Quantitation Limit. However, these values are observed trace values (i.e., measurements reported by the laboratory between the Method Detection Limit and the Practical Quantitation Limit) and, therefore, were not flagged as outliers.

During the time of the screening, none of the outliers identified by Tukey's method were flagged in the database as all values were either similar to remaining measurements within the same well and neighboring wells, or the values were reported non-detects. Subsequently, when all upgradient wells were pooled to construct statistical limits, one detected value of 6.3 s.u. for pH at well YGWA-47 (an upgradient well from AP-1) was flagged as an outlier because it was unusually high during a single event compared to all other values at neighboring wells. When any values are flagged in the database as outliers, they are plotted in a disconnected and lighter symbol on the time series graph. The accompanying data pages will display the flagged value in a lighter font as well. A substitution of the most recent reporting limit was applied when varying detection limits existed in data. When the reporting limit was higher than the CCR-rule specified levels discussed below, non-detects were substituted with one half the reporting limit.

Seasonality

No obvious seasonal patterns were observed on the time series plots for any of the detected data; therefore, no deseasonalizing adjustments were made to the data. When seasonal patterns are observed, data may be deseasonalized so that the resulting limits will correctly account for the seasonality as a predictable pattern rather than random variation or a release.

Trend Test Evaluation

While trends may be identified by visual inspection, a quantification of the trend and its significance is needed. The Sen's Slope/Mann Kendall trend test was used to evaluate all data at each well to identify statistically significant increasing or decreasing trends, and the results of those findings were submitted with the screening. In the absence of suspected contamination, significant trending data are typically not included as part of the background data used for construction of prediction limits. This step serves to eliminate the trend and, thus, reduce variation in background. When statistically significant trends are present, all available data are evaluated to determine whether earlier concentration levels are significantly different than current reported concentrations and will be deselected as necessary. When any records of data are truncated for the reasons above, a summary report will be provided to show the date ranges used in construction of the statistical limits.

The results of the trend analyses showed several statistically significant decreasing and increasing trends for the Appendix III parameters. Most of the trends noted were relatively low in magnitude when compared to average concentrations, and the background time period was short with only two years of record, making it difficult to separate trends from normal year-to-year variation; therefore, no adjustments were made to the data sets at that time. If the observed decreasing or increasing trends persist over a longer time frame, some records may need to be truncated.

Appendix III – Determination of Spatial Variation

The Analysis of Variance (ANOVA) was used to statistically evaluate differences in average concentrations among upgradient wells, which assists in identifying the most appropriate statistical approach. Interwell tests, which compare downgradient well data to statistical limits constructed from pooled upgradient well data, are appropriate when average concentrations are similar across upgradient wells. Intrawell tests, which compare compliance data from a single well to screened historical data within the same well, are appropriate when upgradient wells exhibit spatial variation; when statistical limits constructed from upgradient wells are not representative of the current background data population; and when downgradient water quality is unimpacted compared to upgradient water quality for the same parameter.

The ANOVA identified variation among upgradient well data for all Appendix III parameters. These constituents were further evaluated during the screening for the appropriateness of intrawell or interwell methods for each constituent. However, interwell

methods will be used for all Appendix III constituents in accordance with Georgia EPD requirements.

Summary of Background Update Conducted in 2024

Outlier Analysis

Time series plots were used to identify suspected outliers, or values that would result in limits that are not representative of the current background data population. Suspected outliers at all wells for Appendix III and Appendix IV parameters were formally tested using Tukey's box plot method and, when identified, flagged in the computer database with "o" and deselected prior to construction of statistical limits. When the most recent value is identified as an outlier, values are not flagged in the database at this time as the measurements may represent a possible trend. If future values do not remain at similar concentrations, these values will be flagged as outliers and deselected. Several low values exist in the data sets and appear on the graphs as possible low outliers relative to the laboratory's Practical Quantitation Limit. However, these values are observed trace values (i.e., measurements reported by the laboratory between the Method Detection Limit and the Practical Quantitation Limit) and, therefore, were not flagged as outliers.

Using the Tukey box plot method, several outliers were identified and both Tukey's test and visual screening confirmed values flagged from previous analyses. An exception is for one detected value of 6.3 s.u. for pH at well YGWA-47 that was previously flagged as an outlier because it was high during a single event compared to all other values at neighboring wells. However, when compared among pooled upgradient well data, this value is no longer spurious and was unflagged. Although not identified by Tukey's test due to the high percentage of non-detects, elevated concentrations for cobalt at upgradient well GWA-2 remain flagged to reduce variation in the record and maintain statistical limits that are conservative (i.e., lower) from a regulatory perspective.

When any values are flagged in the database as outliers, the measurements are plotted in a disconnected and lighter symbol on the time series graph. The accompanying data pages will display the flagged value in a lighter font as well. A substitution of the most recent reporting limit was applied when varying detection limits existed for a given constituent within a data set. When the reporting limit was higher than the CCR-rule specified levels discussed below, non-detects were substituted with one half the reporting limit.

Seasonality

No obvious seasonal patterns were observed on the time series plots for any of the detected data; therefore, no deseasonalizing adjustments were made to the data. When seasonal patterns are observed, data may be deseasonalized so that the resulting limits will correctly account for the seasonality as a predictable pattern rather than random variation or a release.

Trend Test Evaluation

While trends may be identified by visual inspection, a quantification of the trend and its significance is needed. The Sen's Slope/Mann Kendall trend test was used to evaluate all data at each upgradient well to identify statistically significant increasing or decreasing trends. In the absence of suspected contamination, significant trending data are typically not included as part of the background data used for construction of prediction limits. This step serves to eliminate the trend and, thus, reduce variation in background. When statistically significant decreasing trends are present, all available data are evaluated to determine whether earlier concentration levels are significantly different than current reported concentrations and will be deselected as necessary. When any records of data are truncated for the reasons above, a summary report will be provided to show the date ranges used in construction of the statistical limits.

Although the results of the trend analyses showed statistically significant decreasing and increasing trends at individual upgradient wells for the Appendix III and IV parameters, the concentrations were similar to those reported in other upgradient wells. Additionally, concentrations for some Appendix IV parameters well/constituent pairs were below respective regulatory standards (such as an MCL). Therefore, truncating earlier measurements within an individual upgradient well would have no bearing on resulting statistical limits that are constructed using pooled data from all upgradient wells. If the observed decreasing or increasing trends persist over a longer time frame and influence resulting statistical limits, some records may require truncation.

Statistical Analysis of Appendix III Parameters – February 2026

All Appendix III parameters were analyzed using interwell prediction limits. Background (upgradient) well data were reassessed for potential outliers during this analysis using visual screening. Values in background which have been flagged as outliers may be seen in a lighter font and as a disconnected symbol on the graphs. The highest value for pH at upgradient well YGWA-3D was flagged in order to maintain statistical limits capable of

detecting changes in groundwater quality. A summary of flagged outliers follows this report (Figure C).

Interwell Prediction Limits

Appendix III parameters were analyzed using interwell prediction limits. Background (upgradient) well data were reassessed for potential outliers using visual screening during this analysis. Values in background which have been flagged as outliers may be seen in a lighter font and as a disconnected symbol on the graphs. The February 2026 reported measurement for pH at upgradient well YGWA-3D was flagged because the observation is higher than and not consistent with remaining measurements among upgradient well data. This step results in a conservative (i.e., lower) statistical limit capable of detecting changes in groundwater quality. A summary of flagged outliers follows this report (Figure C).

In the event of an initial exceedance of compliance well data, the 1-of-2 resample plan allows for collection of one additional sample to determine whether the initial exceedance is confirmed. When a resample confirms the initial exceedance, a statistically significant increase is identified and further research would be required to identify the cause of the exceedance (i.e., impact from the site, natural variation, or an off-site source). If the resample falls within the statistical limit, the initial exceedance is considered a false positive result and, therefore, no exceedance is noted and no further action is necessary. If no resample is collected, the original result is considered a confirmed exceedance. A summary table of the interwell prediction limits follows this letter. Prediction limit exceedances were noted for the following Appendix III well/constituent pairs:

- Boron: YGWC-23S, YGWC-36A, YGWC-38, YGWC-41, YGWC-42, YGWC-43, and YGWC-50
- Calcium: YGWC-36A, YGWC-42, and YGWC-50
- Sulfate: YGWC-36A, YGWC-42, YGWC-43, and YGWC-50
- TDS: YGWC-36A, YGWC-42, YGWC-43, and YGWC-50

Trend Test Evaluation – Appendix III

When prediction limit exceedances are identified in downgradient wells, data are further evaluated using the Sen's Slope/Mann Kendall trend test to determine whether concentrations are statistically increasing, decreasing, or stable at the 99% confidence level (Figure E). Upgradient wells are included in the trend analyses for all parameters found to exceed their prediction limit in downgradient wells to identify whether similar patterns exist upgradient of the site. Upgradient trends are an indication of spatial

variability in groundwater quality that is unrelated to practices at the site. Both a summary and complete graphical results of the trend tests follow this report. Statistically significant trends were identified for the following well/constituent pairs:

Increasing

- Boron: YGWA-39 (upgradient) and YGWC-43
- Calcium: GWA-2, YGWA-1D, YGWA-5I, YGWA-17S, YGWA-20S, YGWA-30I, YGWA-39 (all upgradient), and YGWC-50
- Sulfate: GWA-2, YGWA-1D, YGWA-2I, YGWA-3I, YGWA-3D, YGWA-5I, and YGWA-20S (all upgradient)
- TDS: YGWA-21I, YGWA-39 (both upgradient), and YGWC-43

Decreasing

- Boron: YGWA-40 (upgradient), YGWC-38, YGWC-41, and YGWC-42
- Calcium: YGWA-1I, YGWA-18S, YGWA-47 (all upgradient), and YGWC-42
- Sulfate: YGWA-5D, YGWA-18I, YGWA-18S, YGWA-39, YGWA-40, YGWA-47 (all upgradient), and YGWC-42
- TDS: YGWA-47 (upgradient) and YGWC-42

Note that although a statistically significant increasing trend was identified for sulfate at upgradient well YGWA-20S, the slope is zero. The Mann-Kendall slope estimates, which represent the median slope of all the possible pairwise slopes, are displayed on the result from a large number of non-detects that are substituted with the same value.

Statistical Analysis of Appendix IV Parameters – February 2026

For analysis of Appendix IV parameters, confidence intervals for each downgradient and assessment well/constituent were compared against corresponding Groundwater Protection Standards (GWPS). GWPS were developed as described below. Data from all wells for Appendix IV parameters are reassessed for outliers during each analysis using visual screening. No additional observations were flagged for Appendix IV parameters during this analysis.

The reported measurements of cobalt from August 2020 through August 2022 in upgradient well GWA-2 were previously flagged as outliers as these measurements were two orders of magnitude higher than remaining measurements at this well. This step results in statistical limits that are conservative (i.e., lower) from a regulatory perspective. If further studies indicate these measurements represent spatial variation in groundwater quality, the values will be re-evaluated for construction of interwell tolerance limits. Note that the February 2025 observation for cobalt at upgradient well YGWA-21I was unflagged

during this analysis as similar concentrations have been reported in upgradient wells and the value is no longer deemed spurious. All upgradient concentrations will be re-evaluated in future analyses.

Data among downgradient and assessment wells were also re-evaluated for outliers during this analysis. A November 2021 observation for lithium at assessment well YAMW-3 was previously added to the database, but was flagged as an outlier with an "ox" flag in the database since this sample was collected prior to the well's redevelopment. No other measurements among downgradient or assessment wells for Appendix IV parameters were flagged as outliers. A summary of flagged outliers follows this report (Figure C).

Mann-Whitney Test

During the October 2023 analysis, the Mann-Whitney (Wilcoxon Rank Sum) test was used to compare the median of observations sampled before October 2020 at abandoned well YGWC-36 to the median of the 8 most recent observations sampled at replacement well YGWC-36A for each Appendix IV parameters. When no variation was present between historical data and compliance samples, the Mann-Whitney test was not performed, which was the case for mercury and thallium. When the populations of the two groups are statistically significantly different at the 99% confidence level (such as cadmium and lithium), the historical data sampled from abandoned well YGWC-36 are truncated to only use data from well YGWC-36A. The earlier data are shown on the time series as disconnected point and in a lighter font on the data pages. A list of constituents using truncated records follows this report.

Interwell Upper Tolerance Limits

Interwell tolerance limits were used to calculate site-specific background limits from all available pooled upgradient well data through February 2026 for Appendix IV constituents (Figure F). Parametric tolerance limits are used when data follow a normal or transformed-normal distribution. When data contained greater than 50% non-detects or did not follow a normal or transformed-normal distribution, non-parametric tolerance limits were used. When the alpha level (or false positive rate) for a nonparametric limit is shown as NaN in the results table, it indicates that the background sample size is large enough such that the resulting alpha level (or false positive rate) is too small to display in the results table.

Groundwater Protection Standards

The background limits were then used when determining the groundwater protection standard (GWPS) under 40 CFR §257.95(h) and Georgia EPD Rule 391-3-4-.10(6)(a). On July 30, 2018, US EPA revised the Federal CCR rule updating GWPS for cobalt, lead, lithium, and molybdenum as described above in 40 CFR §257.95(h)(2). Effective on February 22, 2022, Georgia EPD incorporated the updated GWPS into the current Georgia EPD Rules for Solid Waste Management 391-3-4-.10(6)(a). In accordance with the updated Rules, the GWPS is:

- The maximum contaminant level (MCL) established under §141.62 and §141.66 of this title
- Where an MCL has not been established for a constituent, Federal and State CCR Rules specify levels for cobalt (0.006 mg/L), lead (0.015 mg/L), lithium (0.040 mg/L), and molybdenum (0.100 mg/L)
- The respective background level for a constituent when the background level is higher than the MCL or Federal CCR Rule identified GWPS

Following Georgia EPD Rule requirements and the Federal CCR requirements, GWPS were established for statistical comparison of Appendix IV constituents for this sample event (Figure G).

Confidence Intervals

To complete the statistical comparison to GWPS, confidence intervals were constructed on downgradient and assessment wells for each of the Appendix IV constituents in accordance with the state requirements. Assessment wells are included when a minimum of 4 samples is available and downgradient wells are included when a minimum of 8 samples is available.

The confidence intervals were calculated, either parametric or nonparametric, depending on the data distribution and percentage of non-detects. When data followed a normal or transformed-normal distribution, parametric confidence intervals were used for Appendix IV parameters. Nonparametric confidence intervals, which use the appropriate order statistics, depending on the sample size, as interval limits, were constructed when data did not follow a normal or transformed-normal distribution or when there were greater than 50% non-detects. The lower confidence limit, which is constructed with 99% confidence for parametric confidence intervals, is compared to the GWPS prepared as described above. The achievable confidence level associated with nonparametric confidence intervals is dependent upon the number of samples available.

Although trend analysis for Appendix IV parameters in downgradient wells is not routinely included in data screening, records with visually apparent trends may be formally tested using the Sen's Slope/Mann-Kendall trend test at the 95% confidence level. When statistically significant trends are identified, the record may require truncation prior to construction of confidence intervals if earlier concentrations no longer represent current average conditions (USEPA Unified Guidance, 2009, Chapter 7).

Due to a statistically significant increasing trend for lithium at downgradient well YGWC-42 and a statistically significant decreasing trend for selenium at downgradient well YGWC-38, only concentrations since 2021 for lithium at YGWC-42 and the most recent 8 observations for selenium at YGWC-38 were used to construct confidence intervals for these well/constituent pairs to represent the current average of groundwater quality conditions on relatively stable observations. Similarly, concentrations for selenium at YAMW-5 have stabilized above the respective GWPS; therefore, concentrations since 2021 were used to construct the confidence interval. Trend tests using both the full and truncated records for lithium at downgradient well YGWC-42 and for selenium at downgradient well YGWC-38 and assessment well YAMW-5 follow this report (Figure H). As mentioned above, the records for cadmium and lithium at downgradient well YGWC-36A were also evaluated with confidence intervals using only the most recent measurements. A list of well/constituent pairs that use a truncated portion of their record follows this letter.

Only when the entire confidence interval is above a GWPS is the well/constituent pair considered to exceed its respective standard. If there is an exceedance of the GWPS, a statistically significant level (SSL) exceedance is identified. A summary of the confidence intervals follows this letter (Figure I). Exceedances were noted for the following well/constituent pairs:

- Cadmium: YGWC-50
- Lithium: YGWC-42 and YAMW-3
- Selenium: PZ-37 and YAMW-5

<u>Trend Test Evaluation – Appendix IV</u>

Assessment monitoring well/constituent pairs identified with confidence interval exceedances are further evaluated using the Sen's Slope/Mann-Kendall trend test using 95% confidence (Figure J). Upgradient wells are included in the trend analyses to identify whether similar patterns exist upgradient of the site for the same constituents. When trends are present in upgradient wells, it is an indication of variability in groundwater

quality unrelated to practices at the site. Significant trends were identified for the following well/constituent pairs:

Increasing

- Lithium: YGWA-3I, YGWA-3D, YGWA-21I, YGWA-39 (all upgradient), and YGWC-42
- Selenium: YGWA-17S (upgradient)

Decreasing

- Cadmium: YGWC-50
- Lithium: YGWA-1D, YGWA-18I, YGWA-18S, and YGWA-47 (all upgradient)
- Selenium: PZ-37

Note that while a statistically significant increasing trend for selenium at upgradient well YGWA-17S was identified, the slope, however, is zero at this well which represents the median slope of all the possible pairwise slopes of the data evaluated.

Summary

Observations from the February 2026 sample event at Yates AMA-R6 were compared to established interwell prediction limits for all Appendix III constituents. Exceedances were identified for the following well/constituent pairs:

- Boron: YGWC-23S, YGWC-36A, YGWC-38, YGWC-41, YGWC-42, YGWC-43, and YGWC-50
- Calcium: YGWC-36A, YGWC-42, and YGWC-50
- Sulfate: YGWC-36A, YGWC-42, YGWC-43, and YGWC-50
- TDS: YGWC-36A, YGWC-42, YGWC-43, and YGWC-50

When confidence intervals were constructed on downgradient wells for Appendix IV constituents and compared to respective GWPS, exceedances were identified for the following well/constituent pairs:

- Cadmium: YGWC-50
- Lithium: YGWC-42 and YAMW-3
- Selenium: PZ-37 and YAMW-5

Thank you for the opportunity to assist you in the statistical analysis of groundwater quality for Plant Yates Ash Management Area (AMA) and R6 CCR Landfill. If you have any questions or comments, please feel free to contact us.

For Groundwater Stats Consulting,

Andrew T. Collins
Project Manager & Statistician

Kristina L. Rayner
Senior Statistician

Table of Contents

Summary Tables	18
Figure A. Time Series	39
Figure B. Box Plots	409
Figure C. Outlier Summary	431
Figure D. Appendix III Interwell Prediction Limits	433
Figure E. Appendix III Trend Tests - Prediction Limit Exceedances	554
Figure F. Upper Tolerance Limits	582
Figure G. Groundwater Protection Standards	603
Figure H. Lithium & Selenium Trend Tests	605
Figure I. Confidence Intervals	612
Figure J. Appendix IV Trend Tests - Confidence Interval Exceedances	705

Summary Tables

Date Ranges

Date: 5/6/2026 7:41 PM

Plant Yates Client: Southern Company Data: Yates AMA-R6

Cadmium (mg/L)
- YGWC-36A overall:10/7/2020-2/18/2026

Lithium (mg/L)
- YGWC-36A overall:10/7/2020-2/18/2026
- YGWC-42 overall:3/4/2021-2/18/2026

Selenium (mg/L)
- YGWC-38 overall:9/1/2022-2/18/2026
- YAMW-5 overall:2/9/2021-2/19/2026

100% Non-Detects: Appendix IV Downgradient & Assessment

Analysis Run 5/6/2026 7:23 PM View: Confidence Intervals
Plant Yates Client: Southern Company Data: Yates AMA-R6

Antimony (mg/L)
YAMW-2, YAMW-3, PZ-51, PZ-55

Arsenic (mg/L)
YAMW-2, PZ-55

Beryllium (mg/L)
YAMW-4, PZ-37D

Cadmium (mg/L)
YGWC-24SB, YGWC-43, YAMW-4, PZ-37D

Chromium (mg/L)
PZ-37D

Cobalt (mg/L)
YGWC-38, YGWC-23S, YGWC-24SB, PZ-37D

Fluoride (mg/L)
YAMW-1

Lead (mg/L)
YAMW-3

Mercury (mg/L)
YGWC-36A, YGWC-50, YAMW-2, YAMW-4, YAMW-5, PZ-35, PZ-37D, PZ-51, PZ-52D, PZ-54D, PZ-55

Molybdenum (mg/L)
YGWC-38, YGWC-24SB, YGWC-50, YAMW-5, PZ-51

Selenium (mg/L)
YGWC-24SB, YGWC-43, PZ-37D

Thallium (mg/L)
YGWC-38, YGWC-41, YGWC-23S, YGWC-24SB, YGWC-42, YGWC-43, YAMW-1, YAMW-2, YAMW-3, YAMW-4, YAMW-5, PZ-35, PZ-37D, PZ-37, PZ-51, PZ-52D, PZ-55

Appendix III Interwell Prediction Limits - Significant Results

Plant Yates Client: Southern Company Data: Yates AMA-R6 Printed 5/6/2026, 6:29 PM

Constituent	Well	Upper Lim.	Lower Lim.	Date	Observ.	Sig.	Bg N	%NDs	ND Adj.	Transform	Alpha	Method
Boron (mg/L)	**YGWC-38**	**0.16**	**n/a**	**2/18/2026**	**2.5**	**Yes**	**479**	**52.19**	**n/a**	**n/a**	**0.00004916**	**NP Inter (NDs) 1 of 2**
Boron (mg/L)	**YGWC-41**	**0.16**	**n/a**	**2/19/2026**	**4.2**	**Yes**	**479**	**52.19**	**n/a**	**n/a**	**0.00004916**	**NP Inter (NDs) 1 of 2**
Boron (mg/L)	**YGWC-23S**	**0.16**	**n/a**	**2/19/2026**	**1.6**	**Yes**	**479**	**52.19**	**n/a**	**n/a**	**0.00004916**	**NP Inter (NDs) 1 of 2**
Boron (mg/L)	**YGWC-36A**	**0.16**	**n/a**	**2/18/2026**	**0.51**	**Yes**	**479**	**52.19**	**n/a**	**n/a**	**0.00004916**	**NP Inter (NDs) 1 of 2**
Boron (mg/L)	**YGWC-42**	**0.16**	**n/a**	**2/19/2026**	**13.8**	**Yes**	**479**	**52.19**	**n/a**	**n/a**	**0.00004916**	**NP Inter (NDs) 1 of 2**
Boron (mg/L)	**YGWC-43**	**0.16**	**n/a**	**2/18/2026**	**3.7**	**Yes**	**479**	**52.19**	**n/a**	**n/a**	**0.00004916**	**NP Inter (NDs) 1 of 2**
Boron (mg/L)	**YGWC-50**	**0.16**	**n/a**	**2/19/2026**	**21.7**	**Yes**	**479**	**52.19**	**n/a**	**n/a**	**0.00004916**	**NP Inter (NDs) 1 of 2**
Calcium (mg/L)	**YGWC-36A**	**37**	**n/a**	**2/18/2026**	**59**	**Yes**	**485**	**0.6186**	**n/a**	**n/a**	**0.00004916**	**NP Inter (normality) 1 of 2**
Calcium (mg/L)	**YGWC-42**	**37**	**n/a**	**2/19/2026**	**88.8**	**Yes**	**485**	**0.6186**	**n/a**	**n/a**	**0.00004916**	**NP Inter (normality) 1 of 2**
Calcium (mg/L)	**YGWC-50**	**37**	**n/a**	**2/19/2026**	**358**	**Yes**	**485**	**0.6186**	**n/a**	**n/a**	**0.00004916**	**NP Inter (normality) 1 of 2**
Sulfate (mg/L)	**YGWC-36A**	**160**	**n/a**	**2/18/2026**	**265**	**Yes**	**485**	**4.536**	**n/a**	**n/a**	**0.00004916**	**NP Inter (normality) 1 of 2**
Sulfate (mg/L)	**YGWC-42**	**160**	**n/a**	**2/19/2026**	**518**	**Yes**	**485**	**4.536**	**n/a**	**n/a**	**0.00004916**	**NP Inter (normality) 1 of 2**
Sulfate (mg/L)	**YGWC-43**	**160**	**n/a**	**2/18/2026**	**199**	**Yes**	**485**	**4.536**	**n/a**	**n/a**	**0.00004916**	**NP Inter (normality) 1 of 2**
Sulfate (mg/L)	**YGWC-50**	**160**	**n/a**	**2/19/2026**	**1150**	**Yes**	**485**	**4.536**	**n/a**	**n/a**	**0.00004916**	**NP Inter (normality) 1 of 2**
TDS (mg/L)	**YGWC-36A**	**319**	**n/a**	**2/18/2026**	**465**	**Yes**	**478**	**0.4184**	**n/a**	**n/a**	**0.00004916**	**NP Inter (normality) 1 of 2**
TDS (mg/L)	**YGWC-42**	**319**	**n/a**	**2/19/2026**	**912**	**Yes**	**478**	**0.4184**	**n/a**	**n/a**	**0.00004916**	**NP Inter (normality) 1 of 2**
TDS (mg/L)	**YGWC-43**	**319**	**n/a**	**2/18/2026**	**395**	**Yes**	**478**	**0.4184**	**n/a**	**n/a**	**0.00004916**	**NP Inter (normality) 1 of 2**
TDS (mg/L)	**YGWC-50**	**319**	**n/a**	**2/19/2026**	**2030**	**Yes**	**478**	**0.4184**	**n/a**	**n/a**	**0.00004916**	**NP Inter (normality) 1 of 2**

Appendix III Interwell Prediction Limits - All Results

Plant Yates Client: Southern Company Data: Yates AMA-R6 Printed 5/6/2026, 6:29 PM

Constituent	Well	Upper Lim.	Lower Lim.	Date	Observ.	Sig.	Bg N	%NDs	ND Adj.	Transform	Alpha	Method
Boron (mg/L)	**YGWC-38**	**0.16**	**n/a**	**2/18/2026**	**2.5**	**Yes**	**479**	**52.19**	**n/a**	**n/a**	**0.00004916**	**NP Inter (NDs) 1 of 2**
Boron (mg/L)	**YGWC-41**	**0.16**	**n/a**	**2/19/2026**	**4.2**	**Yes**	**479**	**52.19**	**n/a**	**n/a**	**0.00004916**	**NP Inter (NDs) 1 of 2**
Boron (mg/L)	**YGWC-23S**	**0.16**	**n/a**	**2/19/2026**	**1.6**	**Yes**	**479**	**52.19**	**n/a**	**n/a**	**0.00004916**	**NP Inter (NDs) 1 of 2**
Boron (mg/L)	YGWC-24SB	0.16	n/a	2/18/2026	0.0079J	No	479	52.19	n/a	n/a	0.00004916	NP Inter (NDs) 1 of 2
Boron (mg/L)	**YGWC-36A**	**0.16**	**n/a**	**2/18/2026**	**0.51**	**Yes**	**479**	**52.19**	**n/a**	**n/a**	**0.00004916**	**NP Inter (NDs) 1 of 2**
Boron (mg/L)	**YGWC-42**	**0.16**	**n/a**	**2/19/2026**	**13.8**	**Yes**	**479**	**52.19**	**n/a**	**n/a**	**0.00004916**	**NP Inter (NDs) 1 of 2**
Boron (mg/L)	**YGWC-43**	**0.16**	**n/a**	**2/18/2026**	**3.7**	**Yes**	**479**	**52.19**	**n/a**	**n/a**	**0.00004916**	**NP Inter (NDs) 1 of 2**
Boron (mg/L)	YGWC-49	0.16	n/a	2/19/2026	0.04ND	No	479	52.19	n/a	n/a	0.00004916	NP Inter (NDs) 1 of 2
Boron (mg/L)	**YGWC-50**	**0.16**	**n/a**	**2/19/2026**	**21.7**	**Yes**	**479**	**52.19**	**n/a**	**n/a**	**0.00004916**	**NP Inter (NDs) 1 of 2**
Calcium (mg/L)	YGWC-38	37	n/a	2/18/2026	36.6	No	485	0.6186	n/a	n/a	0.00004916	NP Inter (normality) 1 of 2
Calcium (mg/L)	YGWC-41	37	n/a	2/19/2026	15.4	No	485	0.6186	n/a	n/a	0.00004916	NP Inter (normality) 1 of 2
Calcium (mg/L)	YGWC-23S	37	n/a	2/19/2026	15.8	No	485	0.6186	n/a	n/a	0.00004916	NP Inter (normality) 1 of 2
Calcium (mg/L)	YGWC-24SB	37	n/a	2/18/2026	2.4	No	485	0.6186	n/a	n/a	0.00004916	NP Inter (normality) 1 of 2
Calcium (mg/L)	**YGWC-36A**	**37**	**n/a**	**2/18/2026**	**59**	**Yes**	**485**	**0.6186**	**n/a**	**n/a**	**0.00004916**	**NP Inter (normality) 1 of 2**
Calcium (mg/L)	**YGWC-42**	**37**	**n/a**	**2/19/2026**	**88.8**	**Yes**	**485**	**0.6186**	**n/a**	**n/a**	**0.00004916**	**NP Inter (normality) 1 of 2**
Calcium (mg/L)	YGWC-43	37	n/a	2/18/2026	17.7	No	485	0.6186	n/a	n/a	0.00004916	NP Inter (normality) 1 of 2
Calcium (mg/L)	YGWC-49	37	n/a	2/19/2026	10.3	No	485	0.6186	n/a	n/a	0.00004916	NP Inter (normality) 1 of 2
Calcium (mg/L)	**YGWC-50**	**37**	**n/a**	**2/19/2026**	**358**	**Yes**	**485**	**0.6186**	**n/a**	**n/a**	**0.00004916**	**NP Inter (normality) 1 of 2**
Chloride (mg/L)	YGWC-38	12.7	n/a	2/18/2026	4.7	No	484	0	n/a	n/a	0.00004916	NP Inter (normality) 1 of 2
Chloride (mg/L)	YGWC-41	12.7	n/a	2/19/2026	3.9	No	484	0	n/a	n/a	0.00004916	NP Inter (normality) 1 of 2
Chloride (mg/L)	YGWC-23S	12.7	n/a	2/19/2026	3.8	No	484	0	n/a	n/a	0.00004916	NP Inter (normality) 1 of 2
Chloride (mg/L)	YGWC-24SB	12.7	n/a	2/18/2026	8.7	No	484	0	n/a	n/a	0.00004916	NP Inter (normality) 1 of 2
Chloride (mg/L)	YGWC-36A	12.7	n/a	2/18/2026	4.9	No	484	0	n/a	n/a	0.00004916	NP Inter (normality) 1 of 2
Chloride (mg/L)	YGWC-42	12.7	n/a	2/19/2026	3.9	No	484	0	n/a	n/a	0.00004916	NP Inter (normality) 1 of 2
Chloride (mg/L)	YGWC-43	12.7	n/a	2/18/2026	3	No	484	0	n/a	n/a	0.00004916	NP Inter (normality) 1 of 2
Chloride (mg/L)	YGWC-49	12.7	n/a	2/19/2026	4.1	No	484	0	n/a	n/a	0.00004916	NP Inter (normality) 1 of 2
Chloride (mg/L)	YGWC-50	12.7	n/a	2/19/2026	10.6	No	484	0	n/a	n/a	0.00004916	NP Inter (normality) 1 of 2
Fluoride (mg/L)	YGWC-38	1.1	n/a	2/18/2026	0.062J	No	554	54.33	n/a	n/a	0.00004916	NP Inter (NDs) 1 of 2
Fluoride (mg/L)	YGWC-41	1.1	n/a	2/19/2026	0.1ND	No	554	54.33	n/a	n/a	0.00004916	NP Inter (NDs) 1 of 2
Fluoride (mg/L)	YGWC-23S	1.1	n/a	2/19/2026	0.1ND	No	554	54.33	n/a	n/a	0.00004916	NP Inter (NDs) 1 of 2
Fluoride (mg/L)	YGWC-24SB	1.1	n/a	2/18/2026	0.1ND	No	554	54.33	n/a	n/a	0.00004916	NP Inter (NDs) 1 of 2
Fluoride (mg/L)	YGWC-36A	1.1	n/a	2/18/2026	0.1ND	No	554	54.33	n/a	n/a	0.00004916	NP Inter (NDs) 1 of 2
Fluoride (mg/L)	YGWC-42	1.1	n/a	2/19/2026	0.052J	No	554	54.33	n/a	n/a	0.00004916	NP Inter (NDs) 1 of 2
Fluoride (mg/L)	YGWC-43	1.1	n/a	2/18/2026	0.082J	No	554	54.33	n/a	n/a	0.00004916	NP Inter (NDs) 1 of 2
Fluoride (mg/L)	YGWC-49	1.1	n/a	2/19/2026	0.1ND	No	554	54.33	n/a	n/a	0.00004916	NP Inter (NDs) 1 of 2
Fluoride (mg/L)	YGWC-50	1.1	n/a	2/19/2026	0.083J	No	554	54.33	n/a	n/a	0.00004916	NP Inter (NDs) 1 of 2
pH, Field (SU)	YGWC-38	8.39	4.4	2/18/2026	6.92	No	562	0	n/a	n/a	0.00009831	NP Inter (normality) 1 of 2
pH, Field (SU)	YGWC-41	8.39	4.4	2/19/2026	5.04	No	562	0	n/a	n/a	0.00009831	NP Inter (normality) 1 of 2
pH, Field (SU)	YGWC-23S	8.39	4.4	2/19/2026	6.14	No	562	0	n/a	n/a	0.00009831	NP Inter (normality) 1 of 2
pH, Field (SU)	YGWC-24SB	8.39	4.4	2/18/2026	5.55	No	562	0	n/a	n/a	0.00009831	NP Inter (normality) 1 of 2
pH, Field (SU)	YGWC-36A	8.39	4.4	2/18/2026	5.13	No	562	0	n/a	n/a	0.00009831	NP Inter (normality) 1 of 2
pH, Field (SU)	YGWC-42	8.39	4.4	2/19/2026	5.51	No	562	0	n/a	n/a	0.00009831	NP Inter (normality) 1 of 2
pH, Field (SU)	YGWC-43	8.39	4.4	2/18/2026	5.48	No	562	0	n/a	n/a	0.00009831	NP Inter (normality) 1 of 2
pH, Field (SU)	YGWC-49	8.39	4.4	2/19/2026	5.77	No	562	0	n/a	n/a	0.00009831	NP Inter (normality) 1 of 2
pH, Field (SU)	YGWC-50	8.39	4.4	2/19/2026	5.31	No	562	0	n/a	n/a	0.00009831	NP Inter (normality) 1 of 2
Sulfate (mg/L)	YGWC-38	160	n/a	2/18/2026	156	No	485	4.536	n/a	n/a	0.00004916	NP Inter (normality) 1 of 2
Sulfate (mg/L)	YGWC-41	160	n/a	2/19/2026	111	No	485	4.536	n/a	n/a	0.00004916	NP Inter (normality) 1 of 2
Sulfate (mg/L)	YGWC-23S	160	n/a	2/19/2026	94.9	No	485	4.536	n/a	n/a	0.00004916	NP Inter (normality) 1 of 2
Sulfate (mg/L)	YGWC-24SB	160	n/a	2/18/2026	0.5ND	No	485	4.536	n/a	n/a	0.00004916	NP Inter (normality) 1 of 2
Sulfate (mg/L)	**YGWC-36A**	**160**	**n/a**	**2/18/2026**	**265**	**Yes**	**485**	**4.536**	**n/a**	**n/a**	**0.00004916**	**NP Inter (normality) 1 of 2**
Sulfate (mg/L)	**YGWC-42**	**160**	**n/a**	**2/19/2026**	**518**	**Yes**	**485**	**4.536**	**n/a**	**n/a**	**0.00004916**	**NP Inter (normality) 1 of 2**
Sulfate (mg/L)	**YGWC-43**	**160**	**n/a**	**2/18/2026**	**199**	**Yes**	**485**	**4.536**	**n/a**	**n/a**	**0.00004916**	**NP Inter (normality) 1 of 2**
Sulfate (mg/L)	YGWC-49	160	n/a	2/19/2026	58	No	485	4.536	n/a	n/a	0.00004916	NP Inter (normality) 1 of 2
Sulfate (mg/L)	**YGWC-50**	**160**	**n/a**	**2/19/2026**	**1150**	**Yes**	**485**	**4.536**	**n/a**	**n/a**	**0.00004916**	**NP Inter (normality) 1 of 2**
TDS (mg/L)	YGWC-38	319	n/a	2/18/2026	295	No	478	0.4184	n/a	n/a	0.00004916	NP Inter (normality) 1 of 2
TDS (mg/L)	YGWC-41	319	n/a	2/19/2026	220	No	478	0.4184	n/a	n/a	0.00004916	NP Inter (normality) 1 of 2
TDS (mg/L)	YGWC-23S	319	n/a	2/19/2026	208	No	478	0.4184	n/a	n/a	0.00004916	NP Inter (normality) 1 of 2
TDS (mg/L)	YGWC-24SB	319	n/a	2/18/2026	92	No	478	0.4184	n/a	n/a	0.00004916	NP Inter (normality) 1 of 2
TDS (mg/L)	**YGWC-36A**	**319**	**n/a**	**2/18/2026**	**465**	**Yes**	**478**	**0.4184**	**n/a**	**n/a**	**0.00004916**	**NP Inter (normality) 1 of 2**
TDS (mg/L)	**YGWC-42**	**319**	**n/a**	**2/19/2026**	**912**	**Yes**	**478**	**0.4184**	**n/a**	**n/a**	**0.00004916**	**NP Inter (normality) 1 of 2**
TDS (mg/L)	**YGWC-43**	**319**	**n/a**	**2/18/2026**	**395**	**Yes**	**478**	**0.4184**	**n/a**	**n/a**	**0.00004916**	**NP Inter (normality) 1 of 2**
TDS (mg/L)	YGWC-49	319	n/a	2/19/2026	148	No	478	0.4184	n/a	n/a	0.00004916	NP Inter (normality) 1 of 2
TDS (mg/L)	**YGWC-50**	**319**	**n/a**	**2/19/2026**	**2030**	**Yes**	**478**	**0.4184**	**n/a**	**n/a**	**0.00004916**	**NP Inter (normality) 1 of 2**

Appendix III Trend Tests - Prediction Limit Exceedances - Significant Results

Plant Yates Client: Southern Company Data: Yates AMA-R6 Printed 5/6/2026, 6:40 PM

Constituent	Well	Slope	Calc.	Critical	Sig.	N	%NDs	Normality	Alpha	Method
Boron (mg/L)	YGWA-39 (bg)	0.01486	147	98	Yes	23	4.348	n/a	0.01	NP
Boron (mg/L)	YGWA-40 (bg)	-0.009267	-149	-98	Yes	23	0	n/a	0.01	NP
Boron (mg/L)	YGWC-38	-2.453	-229	-98	Yes	23	0	n/a	0.01	NP
Boron (mg/L)	YGWC-41	-1.438	-166	-98	Yes	23	0	n/a	0.01	NP
Boron (mg/L)	YGWC-42	-0.9771	-169	-98	Yes	23	0	n/a	0.01	NP
Boron (mg/L)	YGWC-43	0.3176	163	98	Yes	23	0	n/a	0.01	NP
Calcium (mg/L)	GWA-2 (bg)	2.258	92	81	Yes	20	5	n/a	0.01	NP
Calcium (mg/L)	YGWA-1D (bg)	0.4607	185	118	Yes	26	0	n/a	0.01	NP
Calcium (mg/L)	YGWA-1I (bg)	-0.07631	-192	-118	Yes	26	0	n/a	0.01	NP
Calcium (mg/L)	YGWA-5I (bg)	0.06772	220	124	Yes	27	0	n/a	0.01	NP
Calcium (mg/L)	YGWA-17S (bg)	0.1377	269	124	Yes	27	0	n/a	0.01	NP
Calcium (mg/L)	YGWA-18S (bg)	-0.05549	-224	-118	Yes	26	0	n/a	0.01	NP
Calcium (mg/L)	YGWA-20S (bg)	0.04101	140	124	Yes	27	0	n/a	0.01	NP
Calcium (mg/L)	YGWA-30I (bg)	0.02676	145	118	Yes	26	0	n/a	0.01	NP
Calcium (mg/L)	YGWA-39 (bg)	2.274	176	98	Yes	23	0	n/a	0.01	NP
Calcium (mg/L)	YGWA-47 (bg)	-0.5765	-141	-98	Yes	23	4.348	n/a	0.01	NP
Calcium (mg/L)	YGWC-42	-9.062	-183	-98	Yes	23	0	n/a	0.01	NP
Calcium (mg/L)	YGWC-50	40.56	31	30	Yes	10	0	n/a	0.01	NP
Sulfate (mg/L)	GWA-2 (bg)	9.755	89	81	Yes	20	0	n/a	0.01	NP
Sulfate (mg/L)	YGWA-1D (bg)	0.7871	242	118	Yes	26	0	n/a	0.01	NP
Sulfate (mg/L)	YGWA-2I (bg)	1.235	174	118	Yes	26	0	n/a	0.01	NP
Sulfate (mg/L)	YGWA-3D (bg)	0.2239	168	118	Yes	26	0	n/a	0.01	NP
Sulfate (mg/L)	YGWA-3I (bg)	0.6706	159	118	Yes	26	0	n/a	0.01	NP
Sulfate (mg/L)	YGWA-5D (bg)	-1.715	-246	-124	Yes	27	3.704	n/a	0.01	NP
Sulfate (mg/L)	YGWA-5I (bg)	0.06702	215	124	Yes	27	0	n/a	0.01	NP
Sulfate (mg/L)	YGWA-18I (bg)	-0.07648	-130	-118	Yes	26	15.38	n/a	0.01	NP
Sulfate (mg/L)	YGWA-18S (bg)	-0.1111	-210	-118	Yes	26	0	n/a	0.01	NP
Sulfate (mg/L)	YGWA-20S (bg)	0	127	124	Yes	27	62.96	n/a	0.01	NP
Sulfate (mg/L)	YGWA-39 (bg)	-2.152	-196	-98	Yes	23	0	n/a	0.01	NP
Sulfate (mg/L)	YGWA-40 (bg)	-4.215	-182	-98	Yes	23	0	n/a	0.01	NP
Sulfate (mg/L)	YGWA-47 (bg)	-7.885	-179	-98	Yes	23	0	n/a	0.01	NP
Sulfate (mg/L)	YGWC-42	-74.95	-195	-98	Yes	23	0	n/a	0.01	NP
TDS (mg/L)	YGWA-21I (bg)	6.381	121	118	Yes	26	0	n/a	0.01	NP
TDS (mg/L)	YGWA-39 (bg)	20.99	142	98	Yes	23	0	n/a	0.01	NP
TDS (mg/L)	YGWA-47 (bg)	-6.027	-125	-98	Yes	23	0	n/a	0.01	NP
TDS (mg/L)	YGWC-42	-89.39	-181	-98	Yes	23	0	n/a	0.01	NP
TDS (mg/L)	YGWC-43	24.88	124	98	Yes	23	0	n/a	0.01	NP

Appendix III Trend Tests - Prediction Limit Exceedances - All Results

Plant Yates Client: Southern Company Data: Yates AMA-R6 Printed 5/6/2026, 6:40 PM

Constituent	Well	Slope	Calc.	Critical	Sig.	N	%NDs	Normality	Alpha	Method
Boron (mg/L)	GWA-2 (bg)	0	26	81	No	20	65	n/a	0.01	NP
Boron (mg/L)	YGWA-1D (bg)	0.00143	111	118	No	26	50	n/a	0.01	NP
Boron (mg/L)	YGWA-1I (bg)	0	6	118	No	26	73.08	n/a	0.01	NP
Boron (mg/L)	YGWA-2I (bg)	0	22	118	No	26	84.62	n/a	0.01	NP
Boron (mg/L)	YGWA-3D (bg)	0	56	118	No	26	69.23	n/a	0.01	NP
Boron (mg/L)	YGWA-3I (bg)	0	12	118	No	26	88.46	n/a	0.01	NP
Boron (mg/L)	YGWA-4I (bg)	0	43	118	No	26	76.92	n/a	0.01	NP
Boron (mg/L)	YGWA-5D (bg)	0.0004313	109	118	No	26	23.08	n/a	0.01	NP
Boron (mg/L)	YGWA-5I (bg)	0	2	118	No	26	69.23	n/a	0.01	NP
Boron (mg/L)	YGWA-14S (bg)	0	2	118	No	26	3.846	n/a	0.01	NP
Boron (mg/L)	YGWA-17S (bg)	0.0004873	114	118	No	26	15.38	n/a	0.01	NP
Boron (mg/L)	YGWA-18I (bg)	0	6	118	No	26	84.62	n/a	0.01	NP
Boron (mg/L)	YGWA-18S (bg)	0.001174	106	118	No	26	30.77	n/a	0.01	NP
Boron (mg/L)	YGWA-20S (bg)	0	5	118	No	26	92.31	n/a	0.01	NP
Boron (mg/L)	YGWA-21I (bg)	0	-52	-118	No	26	50	n/a	0.01	NP
Boron (mg/L)	YGWA-30I (bg)	0	2	118	No	26	88.46	n/a	0.01	NP
Boron (mg/L)	**YGWA-39 (bg)**	**0.01486**	**147**	**98**	**Yes**	**23**	**4.348**	**n/a**	**0.01**	**NP**
Boron (mg/L)	**YGWA-40 (bg)**	**-0.009267**	**-149**	**-98**	**Yes**	**23**	**0**	**n/a**	**0.01**	**NP**
Boron (mg/L)	YGWA-47 (bg)	0.0001179	11	98	No	23	8.696	n/a	0.01	NP
Boron (mg/L)	**YGWC-38**	**-2.453**	**-229**	**-98**	**Yes**	**23**	**0**	**n/a**	**0.01**	**NP**
Boron (mg/L)	**YGWC-41**	**-1.438**	**-166**	**-98**	**Yes**	**23**	**0**	**n/a**	**0.01**	**NP**
Boron (mg/L)	YGWC-23S	0.03456	88	118	No	26	0	n/a	0.01	NP
Boron (mg/L)	YGWC-36A	-0.01238	-58	-118	No	26	0	n/a	0.01	NP
Boron (mg/L)	**YGWC-42**	**-0.9771**	**-169**	**-98**	**Yes**	**23**	**0**	**n/a**	**0.01**	**NP**
Boron (mg/L)	**YGWC-43**	**0.3176**	**163**	**98**	**Yes**	**23**	**0**	**n/a**	**0.01**	**NP**
Boron (mg/L)	YGWC-50	0.7993	15	30	No	10	0	n/a	0.01	NP
Calcium (mg/L)	**GWA-2 (bg)**	**2.258**	**92**	**81**	**Yes**	**20**	**5**	**n/a**	**0.01**	**NP**
Calcium (mg/L)	**YGWA-1D (bg)**	**0.4607**	**185**	**118**	**Yes**	**26**	**0**	**n/a**	**0.01**	**NP**
Calcium (mg/L)	**YGWA-1I (bg)**	**-0.07631**	**-192**	**-118**	**Yes**	**26**	**0**	**n/a**	**0.01**	**NP**
Calcium (mg/L)	YGWA-2I (bg)	0.1717	50	118	No	26	0	n/a	0.01	NP
Calcium (mg/L)	YGWA-3D (bg)	0.1813	76	118	No	26	0	n/a	0.01	NP
Calcium (mg/L)	YGWA-3I (bg)	0.3436	107	118	No	26	0	n/a	0.01	NP
Calcium (mg/L)	YGWA-4I (bg)	0.07686	58	124	No	27	0	n/a	0.01	NP
Calcium (mg/L)	YGWA-5D (bg)	-0.6754	-108	-124	No	27	0	n/a	0.01	NP
Calcium (mg/L)	**YGWA-5I (bg)**	**0.06772**	**220**	**124**	**Yes**	**27**	**0**	**n/a**	**0.01**	**NP**
Calcium (mg/L)	YGWA-14S (bg)	0.01179	80	118	No	26	0	n/a	0.01	NP
Calcium (mg/L)	**YGWA-17S (bg)**	**0.1377**	**269**	**124**	**Yes**	**27**	**0**	**n/a**	**0.01**	**NP**
Calcium (mg/L)	YGWA-18I (bg)	0.05459	85	118	No	26	0	n/a	0.01	NP
Calcium (mg/L)	**YGWA-18S (bg)**	**-0.05549**	**-224**	**-118**	**Yes**	**26**	**0**	**n/a**	**0.01**	**NP**
Calcium (mg/L)	**YGWA-20S (bg)**	**0.04101**	**140**	**124**	**Yes**	**27**	**0**	**n/a**	**0.01**	**NP**
Calcium (mg/L)	YGWA-21I (bg)	0.3337	103	124	No	27	0	n/a	0.01	NP
Calcium (mg/L)	**YGWA-30I (bg)**	**0.02676**	**145**	**118**	**Yes**	**26**	**0**	**n/a**	**0.01**	**NP**
Calcium (mg/L)	**YGWA-39 (bg)**	**2.274**	**176**	**98**	**Yes**	**23**	**0**	**n/a**	**0.01**	**NP**
Calcium (mg/L)	YGWA-40 (bg)	-0.1968	-86	-98	No	23	4.348	n/a	0.01	NP
Calcium (mg/L)	**YGWA-47 (bg)**	**-0.5765**	**-141**	**-98**	**Yes**	**23**	**4.348**	**n/a**	**0.01**	**NP**
Calcium (mg/L)	YGWC-36A	2.288	82	124	No	27	0	n/a	0.01	NP
Calcium (mg/L)	**YGWC-42**	**-9.062**	**-183**	**-98**	**Yes**	**23**	**0**	**n/a**	**0.01**	**NP**
Calcium (mg/L)	**YGWC-50**	**40.56**	**31**	**30**	**Yes**	**10**	**0**	**n/a**	**0.01**	**NP**
Sulfate (mg/L)	**GWA-2 (bg)**	**9.755**	**89**	**81**	**Yes**	**20**	**0**	**n/a**	**0.01**	**NP**
Sulfate (mg/L)	**YGWA-1D (bg)**	**0.7871**	**242**	**118**	**Yes**	**26**	**0**	**n/a**	**0.01**	**NP**
Sulfate (mg/L)	YGWA-1I (bg)	-0.09682	-66	-118	No	26	0	n/a	0.01	NP
Sulfate (mg/L)	**YGWA-2I (bg)**	**1.235**	**174**	**118**	**Yes**	**26**	**0**	**n/a**	**0.01**	**NP**
Sulfate (mg/L)	**YGWA-3D (bg)**	**0.2239**	**168**	**118**	**Yes**	**26**	**0**	**n/a**	**0.01**	**NP**
Sulfate (mg/L)	**YGWA-3I (bg)**	**0.6706**	**159**	**118**	**Yes**	**26**	**0**	**n/a**	**0.01**	**NP**
Sulfate (mg/L)	YGWA-4I (bg)	0.02313	26	124	No	27	0	n/a	0.01	NP
Sulfate (mg/L)	**YGWA-5D (bg)**	**-1.715**	**-246**	**-124**	**Yes**	**27**	**3.704**	**n/a**	**0.01**	**NP**
Sulfate (mg/L)	**YGWA-5I (bg)**	**0.06702**	**215**	**124**	**Yes**	**27**	**0**	**n/a**	**0.01**	**NP**
Sulfate (mg/L)	YGWA-14S (bg)	0.04468	37	118	No	26	0	n/a	0.01	NP
Sulfate (mg/L)	YGWA-17S (bg)	-0.06816	-99	-124	No	27	0	n/a	0.01	NP
Sulfate (mg/L)	**YGWA-18I (bg)**	**-0.07648**	**-130**	**-118**	**Yes**	**26**	**15.38**	**n/a**	**0.01**	**NP**
Sulfate (mg/L)	**YGWA-18S (bg)**	**-0.1111**	**-210**	**-118**	**Yes**	**26**	**0**	**n/a**	**0.01**	**NP**
Sulfate (mg/L)	**YGWA-20S (bg)**	**0**	**127**	**124**	**Yes**	**27**	**62.96**	**n/a**	**0.01**	**NP**
Sulfate (mg/L)	YGWA-21I (bg)	-0.1363	-104	-124	No	27	0	n/a	0.01	NP
Sulfate (mg/L)	YGWA-30I (bg)	-0.05082	-114	-118	No	26	0	n/a	0.01	NP
Sulfate (mg/L)	**YGWA-39 (bg)**	**-2.152**	**-196**	**-98**	**Yes**	**23**	**0**	**n/a**	**0.01**	**NP**

Appendix III Trend Tests - Prediction Limit Exceedances - All Results

Plant Yates Client: Southern Company Data: Yates AMA-R6 Printed 5/6/2026, 6:40 PM

Constituent	Well	Slope	Calc.	Critical	Sig.	N	%NDs	Normality	Alpha	Method
Sulfate (mg/L)	**YGWA-40 (bg)**	**-4.215**	**-182**	**-98**	**Yes**	**23**	**0**	**n/a**	**0.01**	**NP**
Sulfate (mg/L)	**YGWA-47 (bg)**	**-7.885**	**-179**	**-98**	**Yes**	**23**	**0**	**n/a**	**0.01**	**NP**
Sulfate (mg/L)	YGWC-36A	5.246	36	118	No	26	0	n/a	0.01	NP
Sulfate (mg/L)	**YGWC-42**	**-74.95**	**-195**	**-98**	**Yes**	**23**	**0**	**n/a**	**0.01**	**NP**
Sulfate (mg/L)	YGWC-43	8.873	75	98	No	23	0	n/a	0.01	NP
Sulfate (mg/L)	YGWC-50	-9.812	-3	-30	No	10	0	n/a	0.01	NP
TDS (mg/L)	GWA-2 (bg)	12.15	73	81	No	20	0	n/a	0.01	NP
TDS (mg/L)	YGWA-1D (bg)	2.074	95	118	No	26	0	n/a	0.01	NP
TDS (mg/L)	YGWA-1I (bg)	-0.1855	-9	-118	No	26	0	n/a	0.01	NP
TDS (mg/L)	YGWA-2I (bg)	0.4558	30	118	No	26	0	n/a	0.01	NP
TDS (mg/L)	YGWA-3D (bg)	1.746	63	118	No	26	0	n/a	0.01	NP
TDS (mg/L)	YGWA-3I (bg)	1.677	54	118	No	26	0	n/a	0.01	NP
TDS (mg/L)	YGWA-4I (bg)	2.08	74	118	No	26	0	n/a	0.01	NP
TDS (mg/L)	YGWA-5D (bg)	-3.776	-64	-111	No	25	0	n/a	0.01	NP
TDS (mg/L)	YGWA-5I (bg)	0.6843	45	118	No	26	0	n/a	0.01	NP
TDS (mg/L)	YGWA-14S (bg)	1.369	84	118	No	26	0	n/a	0.01	NP
TDS (mg/L)	YGWA-17S (bg)	2.212	100	118	No	26	0	n/a	0.01	NP
TDS (mg/L)	YGWA-18I (bg)	-0.2847	-11	-118	No	26	0	n/a	0.01	NP
TDS (mg/L)	YGWA-18S (bg)	0.8065	37	118	No	26	0	n/a	0.01	NP
TDS (mg/L)	YGWA-20S (bg)	2.681	99	118	No	26	0	n/a	0.01	NP
TDS (mg/L)	**YGWA-21I (bg)**	**6.381**	**121**	**118**	**Yes**	**26**	**0**	**n/a**	**0.01**	**NP**
TDS (mg/L)	YGWA-30I (bg)	1.866	98	118	No	26	7.692	n/a	0.01	NP
TDS (mg/L)	**YGWA-39 (bg)**	**20.99**	**142**	**98**	**Yes**	**23**	**0**	**n/a**	**0.01**	**NP**
TDS (mg/L)	YGWA-40 (bg)	-3.172	-81	-98	No	23	0	n/a	0.01	NP
TDS (mg/L)	**YGWA-47 (bg)**	**-6.027**	**-125**	**-98**	**Yes**	**23**	**0**	**n/a**	**0.01**	**NP**
TDS (mg/L)	YGWC-36A	-5.129	-11	-118	No	26	0	n/a	0.01	NP
TDS (mg/L)	**YGWC-42**	**-89.39**	**-181**	**-98**	**Yes**	**23**	**0**	**n/a**	**0.01**	**NP**
TDS (mg/L)	**YGWC-43**	**24.88**	**124**	**98**	**Yes**	**23**	**0**	**n/a**	**0.01**	**NP**
TDS (mg/L)	YGWC-50	19.59	10	30	No	10	0	n/a	0.01	NP

Upper Tolerance Limits Summary Table

Plant Yates Client: Southern Company Data: Yates AMA-R6 Printed 5/6/2026, 7:21 PM

Constituent	Upper Lim.	Bg N	%NDs	ND Adj.	Transform	Alpha	Method
Antimony (mg/L)	0.0047	503	87.48	n/a	n/a	NaN	NP Inter(NDs)
Arsenic (mg/L)	0.0046	551	75.68	n/a	n/a	NaN	NP Inter(NDs)
Barium (mg/L)	0.21	551	1.996	n/a	n/a	NaN	NP Inter(normality)
Beryllium (mg/L)	0.0011	535	80.93	n/a	n/a	NaN	NP Inter(NDs)
Cadmium (mg/L)	0.00063	535	95.14	n/a	n/a	NaN	NP Inter(NDs)
Chromium (mg/L)	0.0093	503	79.32	n/a	n/a	NaN	NP Inter(NDs)
Cobalt (mg/L)	0.041	545	69.36	n/a	n/a	NaN	NP Inter(NDs)
Combined Radium 226 + 228 (pCi/L)	6.92	529	0	n/a	n/a	NaN	NP Inter(normality)
Fluoride (mg/L)	1.1	554	54.33	n/a	n/a	NaN	NP Inter(NDs)
Lead (mg/L)	0.0013	505	88.71	n/a	n/a	NaN	NP Inter(NDs)
Lithium (mg/L)	0.0284	529	26.28	n/a	n/a	NaN	NP Inter(normality)
Mercury (mg/L)	0.00064	459	87.36	n/a	n/a	NaN	NP Inter(NDs)
Molybdenum (mg/L)	0.03	493	61.87	n/a	n/a	NaN	NP Inter(NDs)
Selenium (mg/L)	0.005	533	92.5	n/a	n/a	NaN	NP Inter(NDs)
Thallium (mg/L)	0.00053	467	97.43	n/a	n/a	NaN	NP Inter(NDs)

YATES AMA-R6 GWPS				
Constituent Name	**MCL**	**CCR-Rule Specified**	**Background Limit**	**GWPS**
Antimony, Total (mg/L)	0.006		0.0047	0.006
Arsenic, Total (mg/L)	0.01		0.0046	0.01
Barium, Total (mg/L)	2		0.21	2
Beryllium, Total (mg/L)	0.004		0.0011	0.004
Cadmium, Total (mg/L)	0.005		0.00063	0.005
Chromium, Total (mg/L)	0.1		0.0093	0.1
Cobalt, Total (mg/L)		0.006	0.041	0.041
Combined Radium, Total (pCi/L)	5		6.92	6.92
Fluoride, Total (mg/L)	4		1.1	4
Lead, Total (mg/L)		0.015	0.0013	0.015
Lithium, Total (mg/L)		0.04	0.028	0.04
Mercury, Total (mg/L)	0.002		0.00064	0.002
Molybdenum, Total (mg/L)		0.1	0.03	0.1
Selenium, Total (mg/L)	0.05		0.005	0.05
Thallium, Total (mg/L)	0.002		0.00053	0.002

**Gray cell indicates Background Limit is higher than MCL or CCR Rule Specified Level*

**MCL = Maximum Contaminant Level*

**CCR = Coal Combustion Residual*

**GWPS = Groundwater Protection Standard*

Lithium & Selenium Trend Tests - Significant Results

Plant Yates Client: Southern Company Data: Yates AMA-R6 Printed 5/6/2026, 8:23 PM

Constituent	Well	Slope	Calc.	Critical	Sig.	N	%NDs	Normality	Alpha	Method
Lithium (mg/L)	**YGWC-42**	**0.003143**	**171**	**85**	**Yes**	**25**	**0**	**n/a**	**0.05**	**NP**
Selenium (mg/L)	**YGWC-38**	**-0.0294**	**-282**	**-85**	**Yes**	**25**	**0**	**n/a**	**0.05**	**NP**

Lithium & Selenium Trend Tests - All Results

Plant Yates Client: Southern Company Data: Yates AMA-R6 Printed 5/6/2026, 8:23 PM

Constituent	Well	Slope	Calc.	Critical	Sig.	N	%NDs	Normality	Alpha	Method
Lithium (mg/L)	**YGWC-42**	**0.003143**	**171**	**85**	**Yes**	**25**	**0**	**n/a**	**0.05**	**NP**
Selenium (mg/L)	**YGWC-38**	**-0.0294**	**-282**	**-85**	**Yes**	**25**	**0**	**n/a**	**0.05**	**NP**
Selenium (mg/L)	YAMW-5	0.001948	23	37	No	14	0	n/a	0.05	NP

Lithium & Selenium Trend Tests - Truncated Records - Significant Results

Plant Yates Client: Southern Company Data: Yates AMA-R6 Printed 5/6/2026, 7:43 PM

Constituent	Well	Slope	Calc.	Critical	Sig.	N	%NDs	Normality	Alpha	Method
Selenium (mg/L)	**YGWC-38**	**-0.004232**	**-23**	**-17**	**Yes**	**8**	**0**	**n/a**	**0.05**	**NP**

Lithium & Selenium Trend Tests - Truncated Records - All Results

Plant Yates Client: Southern Company Data: Yates AMA-R6 Printed 5/6/2026, 7:43 PM

Constituent	Well	Slope	Calc.	Critical	Sig.	N	%NDs	Normality	Alpha	Method
Lithium (mg/L)	YGWC-42	-0.0002507	-4	-23	No	10	0	n/a	0.05	NP
Selenium (mg/L)	**YGWC-38**	**-0.004232**	**-23**	**-17**	**Yes**	**8**	**0**	**n/a**	**0.05**	**NP**
Selenium (mg/L)	YAMW-5	0	0	30	No	12	0	n/a	0.05	NP

Confidence Intervals - Significant Results

Plant Yates Client: Southern Company Data: Yates AMA-R6 Printed 5/6/2026, 7:50 PM

Constituent	Well	Upper Lim.	Lower Lim.	Compliance	Sig.	N	%NDs	ND Adj.	Transform	Alpha	Method
Cadmium (mg/L)	**YGWC-50**	**0.01434**	**0.008061**	**0.005**	**Yes**	**10**	**0**	**None**	**No**	**0.01**	**Param.**
Lithium (mg/L)	**YGWC-42**	**0.05589**	**0.04953**	**0.04**	**Yes**	**10**	**0**	**None**	**No**	**0.01**	**Param.**
Lithium (mg/L)	**YAMW-3**	**0.05366**	**0.043**	**0.04**	**Yes**	**10**	**0**	**None**	**No**	**0.01**	**Param.**
Selenium (mg/L)	**YAMW-5**	**0.05837**	**0.05263**	**0.05**	**Yes**	**12**	**0**	**None**	**No**	**0.01**	**Param.**
Selenium (mg/L)	**PZ-37**	**0.2418**	**0.1649**	**0.05**	**Yes**	**23**	**0**	**None**	**No**	**0.01**	**Param.**

Confidence Intervals - All Results

Plant Yates Client: Southern Company Data: Yates AMA-R6 Printed 5/6/2026, 7:50 PM

Constituent	Well	Upper Lim.	Lower Lim.	Compliance	Sig.	N	%NDs	ND Adj.	Transform	Alpha	Method
Antimony (mg/L)	YGWC-38	0.002	0.0015	0.006	No	24	79.17	None	No	0.01	NP (NDs)
Antimony (mg/L)	YGWC-41	0.002	0.0014	0.006	No	24	95.83	None	No	0.01	NP (NDs)
Antimony (mg/L)	YGWC-23S	0.002	0.00085	0.006	No	27	85.19	None	No	0.01	NP (NDs)
Antimony (mg/L)	YGWC-24SB	0.002	0.0009	0.006	No	26	96.15	None	No	0.01	NP (NDs)
Antimony (mg/L)	YGWC-36A	0.0023	0.0016	0.006	No	28	53.57	None	No	0.01	NP (NDs)
Antimony (mg/L)	YGWC-42	0.002	0.00053	0.006	No	24	95.83	None	No	0.01	NP (NDs)
Antimony (mg/L)	YGWC-43	0.0026	0.00031	0.006	No	24	91.67	None	No	0.01	NP (NDs)
Antimony (mg/L)	YGWC-49	0.002	0.0011	0.006	No	24	91.67	None	No	0.01	NP (NDs)
Antimony (mg/L)	YGWC-50	0.001743	0.0003233	0.006	No	10	50	Kaplan-Meier	No	0.01	Param.
Antimony (mg/L)	YAMW-1	0.0023	0.0016	0.006	No	15	60	Kaplan-Meier	No	0.01	NP (NDs)
Antimony (mg/L)	YAMW-4	0.002	0.00065	0.006	No	13	69.23	Kaplan-Meier	No	0.01	NP (NDs)
Antimony (mg/L)	YAMW-5	0.002	0.00033	0.006	No	13	92.31	Kaplan-Meier	No	0.01	NP (NDs)
Antimony (mg/L)	PZ-35	0.002	0.00058	0.006	No	14	85.71	None	No	0.01	NP (NDs)
Antimony (mg/L)	PZ-37D	0.002	0.0013	0.006	No	11	72.73	None	No	0.006	NP (NDs)
Antimony (mg/L)	PZ-37	0.002	0.0014	0.006	No	23	69.57	None	No	0.01	NP (NDs)
Antimony (mg/L)	PZ-52D	0.003	0.002	0.006	No	10	60	None	No	0.011	NP (NDs)
Antimony (mg/L)	PZ-54D	0.002	0.00082	0.006	No	5	60	None	No	0.031	NP (NDs)
Arsenic (mg/L)	YGWC-38	0.002	0.00098	0.01	No	25	40	None	No	0.01	NP (normality)
Arsenic (mg/L)	YGWC-41	0.002	0.0011	0.01	No	25	60	None	No	0.01	NP (NDs)
Arsenic (mg/L)	YGWC-23S	0.002	0.0019	0.01	No	29	86.21	None	No	0.01	NP (NDs)
Arsenic (mg/L)	YGWC-24SB	0.0024	0.0015	0.01	No	28	85.71	None	No	0.01	NP (NDs)
Arsenic (mg/L)	YGWC-36A	0.002	0.0014	0.01	No	29	75.86	None	No	0.01	NP (NDs)
Arsenic (mg/L)	YGWC-42	0.002145	0.001432	0.01	No	25	28	Kaplan-Meier	No	0.01	Param.
Arsenic (mg/L)	YGWC-43	0.0022	0.00099	0.01	No	25	76	None	No	0.01	NP (NDs)
Arsenic (mg/L)	YGWC-49	0.002	0.001	0.01	No	24	83.33	None	No	0.01	NP (NDs)
Arsenic (mg/L)	YGWC-50	0.0044	0.0016	0.01	No	10	50	None	No	0.011	NP (normality)
Arsenic (mg/L)	YAMW-1	0.0023	0.00093	0.01	No	16	81.25	None	No	0.01	NP (NDs)
Arsenic (mg/L)	YAMW-3	0.0038	0.0015	0.01	No	9	66.67	None	No	0.002	NP (NDs)
Arsenic (mg/L)	YAMW-4	0.0026	0.001	0.01	No	13	53.85	None	No	0.01	NP (NDs)
Arsenic (mg/L)	YAMW-5	0.0025	0.0011	0.01	No	13	53.85	None	No	0.01	NP (NDs)
Arsenic (mg/L)	PZ-35	0.0028	0.0014	0.01	No	15	66.67	None	No	0.01	NP (NDs)
Arsenic (mg/L)	PZ-37D	0.002	0.002	0.01	No	11	81.82	None	No	0.006	NP (NDs)
Arsenic (mg/L)	PZ-37	0.001956	0.001033	0.01	No	23	43.48	Kaplan-Meier	No	0.01	Param.
Arsenic (mg/L)	PZ-51	0.002	0.0013	0.01	No	9	77.78	Kaplan-Meier	No	0.002	NP (NDs)
Arsenic (mg/L)	PZ-52D	0.0032	0.0014	0.01	No	10	50	None	No	0.011	NP (normality)
Arsenic (mg/L)	PZ-54D	0.01383	0	0.01	No	5	0	None	No	0.01	Param.
Barium (mg/L)	YGWC-38	0.02065	0.01681	2	No	25	0	None	x^(1/3)	0.01	Param.
Barium (mg/L)	YGWC-41	0.02568	0.0202	2	No	25	0	None	sqrt(x)	0.01	Param.
Barium (mg/L)	YGWC-23S	0.05261	0.03692	2	No	29	0	None	No	0.01	Param.
Barium (mg/L)	YGWC-24SB	0.02422	0.02015	2	No	28	0	None	ln(x)	0.01	Param.
Barium (mg/L)	YGWC-36A	0.0578	0.03615	2	No	29	0	None	ln(x)	0.01	Param.
Barium (mg/L)	YGWC-42	0.03688	0.02665	2	No	25	0	None	x^(1/3)	0.01	Param.
Barium (mg/L)	YGWC-43	0.03274	0.02237	2	No	25	0	None	No	0.01	Param.
Barium (mg/L)	YGWC-49	0.07309	0.06217	2	No	24	0	None	No	0.01	Param.
Barium (mg/L)	YGWC-50	0.01951	0.01529	2	No	10	0	None	No	0.01	Param.
Barium (mg/L)	YAMW-1	0.08218	0.05144	2	No	16	0	None	No	0.01	Param.
Barium (mg/L)	YAMW-2	0.009042	0.007451	2	No	13	0	None	No	0.01	Param.
Barium (mg/L)	YAMW-3	0.03828	0.02594	2	No	9	0	None	No	0.01	Param.
Barium (mg/L)	YAMW-4	0.02	0.003	2	No	13	0	None	No	0.01	NP (normality)
Barium (mg/L)	YAMW-5	0.042	0.034	2	No	13	0	None	No	0.01	NP (normality)
Barium (mg/L)	PZ-35	0.1376	0.05112	2	No	15	0	None	sqrt(x)	0.01	Param.
Barium (mg/L)	PZ-37D	0.02532	0.01559	2	No	11	0	None	No	0.01	Param.
Barium (mg/L)	PZ-37	0.04212	0.02732	2	No	23	0	None	x^(1/3)	0.01	Param.
Barium (mg/L)	PZ-51	0.01564	0.01325	2	No	9	0	None	No	0.01	Param.
Barium (mg/L)	PZ-52D	0.02105	0.008401	2	No	10	0	None	sqrt(x)	0.01	Param.
Barium (mg/L)	PZ-54D	0.92	0.036	2	No	5	0	None	No	0.031	NP (normality)
Barium (mg/L)	PZ-55	0.05678	0.03242	2	No	5	0	None	No	0.01	Param.
Beryllium (mg/L)	YGWC-38	0.004282	0.002657	0.004	No	25	0	None	sqrt(x)	0.01	Param.
Beryllium (mg/L)	YGWC-41	0.0036	0.0014	0.004	No	25	0	None	No	0.01	NP (normality)
Beryllium (mg/L)	YGWC-23S	0.00023	0.00009	0.004	No	29	13.79	None	No	0.01	NP (normality)
Beryllium (mg/L)	YGWC-24SB	0.0001502	0.0001127	0.004	No	28	14.29	None	No	0.01	Param.
Beryllium (mg/L)	YGWC-36A	0.0006725	0.0002599	0.004	No	29	3.448	None	ln(x)	0.01	Param.
Beryllium (mg/L)	YGWC-42	0.0004	0.00009	0.004	No	25	68	None	No	0.01	NP (NDs)
Beryllium (mg/L)	YGWC-43	0.00064	0.00033	0.004	No	25	24	None	No	0.01	NP (normality)
Beryllium (mg/L)	YGWC-49	0.00015	0.0001	0.004	No	24	16.67	None	No	0.01	NP (normality)

Confidence Intervals - All Results

Plant Yates Client: Southern Company Data: Yates AMA-R6 Printed 5/6/2026, 7:50 PM

Constituent	Well	Upper Lim.	Lower Lim.	Compliance	Sig.	N	%NDs	ND Adj.	Transform	Alpha	Method
Beryllium (mg/L)	YGWC-50	0.00475	0.00257	0.004	No	10	0	None	No	0.01	Param.
Beryllium (mg/L)	YAMW-1	0.0004	0.00011	0.004	No	16	37.5	None	No	0.01	NP (normality)
Beryllium (mg/L)	YAMW-2	0.0004	0.000055	0.004	No	13	53.85	None	No	0.01	NP (NDs)
Beryllium (mg/L)	YAMW-3	0.0001652	0.00007735	0.004	No	9	33.33	Kaplan-Meier	x^(1/3)	0.01	Param.
Beryllium (mg/L)	YAMW-5	0.0001627	0.0001153	0.004	No	14	14.29	None	No	0.01	Param.
Beryllium (mg/L)	PZ-35	0.001206	0.0004721	0.004	No	16	12.5	None	sqrt(x)	0.01	Param.
Beryllium (mg/L)	PZ-37	0.001121	0.000587	0.004	No	23	8.696	None	No	0.01	Param.
Beryllium (mg/L)	PZ-51	0.003744	0.002722	0.004	No	9	0	None	No	0.01	Param.
Beryllium (mg/L)	PZ-52D	0.0004	0.000086	0.004	No	10	80	None	No	0.011	NP (NDs)
Beryllium (mg/L)	PZ-54D	0.0033	0.00014	0.004	No	5	60	None	No	0.031	NP (NDs)
Beryllium (mg/L)	PZ-55	0.0004	0.00016	0.004	No	5	80	None	No	0.031	NP (NDs)
Cadmium (mg/L)	YGWC-38	0.0027	0.00074	0.005	No	25	0	None	No	0.01	NP (normality)
Cadmium (mg/L)	YGWC-41	0.0005	0.0002	0.005	No	25	52	None	No	0.01	NP (NDs)
Cadmium (mg/L)	YGWC-23S	0.0005	0.00007	0.005	No	29	96.55	None	No	0.01	NP (NDs)
Cadmium (mg/L)	YGWC-36A	0.0005	0.00014	0.005	No	13	61.54	None	No	0.01	NP (NDs)
Cadmium (mg/L)	YGWC-42	0.0005	0.00021	0.005	No	25	56	None	No	0.01	NP (NDs)
Cadmium (mg/L)	YGWC-49	0.0005	0.00007	0.005	No	24	95.83	None	No	0.01	NP (NDs)
Cadmium (mg/L)	**YGWC-50**	**0.01434**	**0.008061**	**0.005**	**Yes**	**10**	**0**	**None**	**No**	**0.01**	**Param.**
Cadmium (mg/L)	YAMW-1	0.0005	0.00015	0.005	No	16	25	None	No	0.01	NP (normality)
Cadmium (mg/L)	YAMW-2	0.0005	0.00015	0.005	No	13	92.31	None	No	0.01	NP (NDs)
Cadmium (mg/L)	YAMW-3	0.0003678	0.0001673	0.005	No	9	33.33	Kaplan-Meier	ln(x)	0.01	Param.
Cadmium (mg/L)	YAMW-5	0.00025	0.00019	0.005	No	13	0	None	No	0.01	NP (normality)
Cadmium (mg/L)	PZ-35	0.00074	0.00019	0.005	No	15	46.67	None	No	0.01	NP (normality)
Cadmium (mg/L)	PZ-37	0.0008037	0.0005371	0.005	No	23	8.696	None	No	0.01	Param.
Cadmium (mg/L)	PZ-51	0.0019	0.0017	0.005	No	9	0	None	No	0.002	NP (normality)
Cadmium (mg/L)	PZ-52D	0.0005	0.0005	0.005	No	10	90	None	No	0.011	NP (NDs)
Cadmium (mg/L)	PZ-54D	0.0005	0.00038	0.005	No	5	60	None	No	0.031	NP (NDs)
Cadmium (mg/L)	PZ-55	0.0008517	0.0004703	0.005	No	5	20	Kaplan-Meier	No	0.01	Param.
Chromium (mg/L)	YGWC-38	0.005	0.0023	0.1	No	25	88	None	No	0.01	NP (NDs)
Chromium (mg/L)	YGWC-41	0.005	0.00039	0.1	No	25	96	None	No	0.01	NP (NDs)
Chromium (mg/L)	YGWC-23S	0.005	0.00086	0.1	No	25	56	None	No	0.01	NP (NDs)
Chromium (mg/L)	YGWC-24SB	0.005	0.0022	0.1	No	24	75	None	No	0.01	NP (NDs)
Chromium (mg/L)	YGWC-36A	0.005	0.0035	0.1	No	25	80	None	No	0.01	NP (NDs)
Chromium (mg/L)	YGWC-42	0.005	0.0013	0.1	No	25	84	None	No	0.01	NP (NDs)
Chromium (mg/L)	YGWC-43	0.005	0.00074	0.1	No	25	80	None	No	0.01	NP (NDs)
Chromium (mg/L)	YGWC-49	0.002053	0.001738	0.1	No	23	4.348	None	No	0.01	Param.
Chromium (mg/L)	YGWC-50	0.005	0.005	0.1	No	10	90	None	No	0.011	NP (NDs)
Chromium (mg/L)	YAMW-1	0.005	0.00074	0.1	No	14	57.14	None	No	0.01	NP (NDs)
Chromium (mg/L)	YAMW-2	0.005	0.0011	0.1	No	13	61.54	None	No	0.01	NP (NDs)
Chromium (mg/L)	YAMW-3	0.005	0.00035	0.1	No	9	77.78	None	No	0.002	NP (NDs)
Chromium (mg/L)	YAMW-4	0.005	0.00057	0.1	No	13	84.62	None	No	0.01	NP (NDs)
Chromium (mg/L)	YAMW-5	0.005	0.0016	0.1	No	13	92.31	None	No	0.01	NP (NDs)
Chromium (mg/L)	PZ-35	0.005	0.00061	0.1	No	13	53.85	None	No	0.01	NP (NDs)
Chromium (mg/L)	PZ-37	0.005	0.0019	0.1	No	23	82.61	None	No	0.01	NP (NDs)
Chromium (mg/L)	PZ-51	0.005	0.00051	0.1	No	9	88.89	None	No	0.002	NP (NDs)
Chromium (mg/L)	PZ-52D	0.005	0.0011	0.1	No	10	70	None	No	0.011	NP (NDs)
Chromium (mg/L)	PZ-54D	0.011	0.00024	0.1	No	5	60	None	No	0.031	NP (NDs)
Chromium (mg/L)	PZ-55	0.005	0.0005	0.1	No	5	80	None	No	0.031	NP (NDs)
Cobalt (mg/L)	YGWC-41	0.005	0.0011	0.041	No	25	84	None	No	0.01	NP (NDs)
Cobalt (mg/L)	YGWC-36A	0.005	0.00086	0.041	No	29	79.31	None	No	0.01	NP (NDs)
Cobalt (mg/L)	YGWC-42	0.00221	0.001758	0.041	No	25	4	None	No	0.01	Param.
Cobalt (mg/L)	YGWC-43	0.005	0.00057	0.041	No	25	36	None	No	0.01	NP (normality)
Cobalt (mg/L)	YGWC-49	0.005	0.0008	0.041	No	24	83.33	None	No	0.01	NP (NDs)
Cobalt (mg/L)	YGWC-50	0.007099	0.004081	0.041	No	10	10	None	No	0.01	Param.
Cobalt (mg/L)	YAMW-1	0.0134	0.004052	0.041	No	18	11.11	None	ln(x)	0.01	Param.
Cobalt (mg/L)	YAMW-2	0.003609	0.0007255	0.041	No	13	15.38	Kaplan-Meier	No	0.01	Param.
Cobalt (mg/L)	YAMW-3	0.108	0.02208	0.041	No	9	0	None	sqrt(x)	0.01	Param.
Cobalt (mg/L)	YAMW-4	0.005	0.00041	0.041	No	13	38.46	None	No	0.01	NP (normality)
Cobalt (mg/L)	YAMW-5	0.005	0.00077	0.041	No	13	92.31	None	No	0.01	NP (NDs)
Cobalt (mg/L)	PZ-35	0.0059	0.005	0.041	No	15	93.33	None	No	0.01	NP (NDs)
Cobalt (mg/L)	PZ-37	0.006226	0.002806	0.041	No	23	0	None	ln(x)	0.01	Param.
Cobalt (mg/L)	PZ-51	0.033	0.0043	0.041	No	9	0	None	No	0.002	NP (normality)
Cobalt (mg/L)	PZ-52D	0.00311	0.001534	0.041	No	10	0	None	No	0.01	Param.
Cobalt (mg/L)	PZ-54D	0.004197	0.002123	0.041	No	5	0	None	No	0.01	Param.
Cobalt (mg/L)	PZ-55	0.004328	0	0.041	No	5	20	Kaplan-Meier	No	0.01	Param.

Confidence Intervals - All Results

Plant Yates Client: Southern Company Data: Yates AMA-R6 Printed 5/6/2026, 7:50 PM

Constituent	Well	Upper Lim.	Lower Lim.	Compliance	Sig.	N	%NDs	ND Adj.	Transform	Alpha	Method
Combined Radium 226 + 228 (pCi/L)	YGWC-38	1.041	0.5889	6.92	No	25	0	None	No	0.01	Param.
Combined Radium 226 + 228 (pCi/L)	YGWC-41	1.134	0.6299	6.92	No	25	0	None	No	0.01	Param.
Combined Radium 226 + 228 (pCi/L)	YGWC-23S	0.7848	0.4383	6.92	No	29	0	None	No	0.01	Param.
Combined Radium 226 + 228 (pCi/L)	YGWC-24SB	0.6929	0.4377	6.92	No	28	0	None	No	0.01	Param.
Combined Radium 226 + 228 (pCi/L)	YGWC-36A	0.902	0.5177	6.92	No	29	0	None	No	0.01	Param.
Combined Radium 226 + 228 (pCi/L)	YGWC-42	1.905	0.8948	6.92	No	25	0	None	sqrt(x)	0.01	Param.
Combined Radium 226 + 228 (pCi/L)	YGWC-43	4.058	2.403	6.92	No	25	0	None	No	0.01	Param.
Combined Radium 226 + 228 (pCi/L)	YGWC-49	1.066	0.6232	6.92	No	24	0	None	No	0.01	Param.
Combined Radium 226 + 228 (pCi/L)	YGWC-50	1.042	0.5601	6.92	No	10	0	None	No	0.01	Param.
Combined Radium 226 + 228 (pCi/L)	YAMW-1	0.6202	0.3874	6.92	No	15	0	None	No	0.01	Param.
Combined Radium 226 + 228 (pCi/L)	YAMW-2	0.6566	0.2131	6.92	No	13	0	None	No	0.01	Param.
Combined Radium 226 + 228 (pCi/L)	YAMW-3	2.174	0.9805	6.92	No	9	0	None	No	0.01	Param.
Combined Radium 226 + 228 (pCi/L)	YAMW-4	0.7568	0.27	6.92	No	13	0	None	No	0.01	Param.
Combined Radium 226 + 228 (pCi/L)	YAMW-5	1.048	0.6361	6.92	No	13	0	None	No	0.01	Param.
Combined Radium 226 + 228 (pCi/L)	PZ-35	0.8637	0.4426	6.92	No	14	0	None	No	0.01	Param.
Combined Radium 226 + 228 (pCi/L)	PZ-37D	4.798	1.739	6.92	No	11	0	None	No	0.01	Param.
Combined Radium 226 + 228 (pCi/L)	PZ-37	1.694	1.078	6.92	No	21	0	None	No	0.01	Param.
Combined Radium 226 + 228 (pCi/L)	PZ-51	0.9462	0.5802	6.92	No	9	0	None	x^4	0.01	Param.
Combined Radium 226 + 228 (pCi/L)	PZ-52D	1.302	0.3587	6.92	No	10	0	None	No	0.01	Param.
Combined Radium 226 + 228 (pCi/L)	PZ-54D	4.832	0.01554	6.92	No	5	0	None	sqrt(x)	0.01	Param.
Combined Radium 226 + 228 (pCi/L)	PZ-55	1.332	0.1156	6.92	No	5	0	None	No	0.01	Param.
Fluoride (mg/L)	YGWC-38	0.2	0.1	4	No	26	73.08	None	No	0.01	NP (NDs)
Fluoride (mg/L)	YGWC-41	0.11	0.1	4	No	26	92.31	None	No	0.01	NP (NDs)
Fluoride (mg/L)	YGWC-23S	0.1	0.057	4	No	31	77.42	None	No	0.01	NP (NDs)
Fluoride (mg/L)	YGWC-24SB	0.1	0.098	4	No	29	82.76	None	No	0.01	NP (NDs)
Fluoride (mg/L)	YGWC-36A	0.1	0.094	4	No	30	73.33	None	No	0.01	NP (NDs)
Fluoride (mg/L)	YGWC-42	0.1	0.08	4	No	26	73.08	None	No	0.01	NP (NDs)
Fluoride (mg/L)	YGWC-43	0.0997	0.06373	4	No	26	19.23	Kaplan-Meier	sqrt(x)	0.01	Param.
Fluoride (mg/L)	YGWC-49	0.1	0.09	4	No	26	73.08	Kaplan-Meier	No	0.01	NP (NDs)
Fluoride (mg/L)	YGWC-50	0.1355	0.0835	4	No	10	0	None	No	0.01	Param.
Fluoride (mg/L)	YAMW-2	0.1	0.057	4	No	13	69.23	None	No	0.01	NP (NDs)
Fluoride (mg/L)	YAMW-3	0.08346	0.06711	4	No	9	22.22	Kaplan-Meier	No	0.01	Param.
Fluoride (mg/L)	YAMW-4	0.09005	0.06041	4	No	13	38.46	Kaplan-Meier	No	0.01	Param.
Fluoride (mg/L)	YAMW-5	0.1	0.05	4	No	13	69.23	None	No	0.01	NP (NDs)
Fluoride (mg/L)	PZ-35	0.1	0.055	4	No	15	93.33	None	No	0.01	NP (NDs)
Fluoride (mg/L)	PZ-37D	0.2512	0.1434	4	No	11	0	None	No	0.01	Param.
Fluoride (mg/L)	PZ-37	0.23	0.1	4	No	23	78.26	None	No	0.01	NP (NDs)
Fluoride (mg/L)	PZ-51	0.1643	0.1062	4	No	9	0	None	No	0.01	Param.
Fluoride (mg/L)	PZ-52D	0.09124	0.05282	4	No	10	10	None	sqrt(x)	0.01	Param.
Fluoride (mg/L)	PZ-54D	0.414	0.001952	4	No	5	0	None	No	0.01	Param.
Fluoride (mg/L)	PZ-55	0.1	0.065	4	No	5	60	None	No	0.031	NP (NDs)
Lead (mg/L)	YGWC-38	0.001	0.0001	0.015	No	25	88	None	No	0.01	NP (NDs)
Lead (mg/L)	YGWC-41	0.001	0.0002	0.015	No	25	80	None	No	0.01	NP (NDs)
Lead (mg/L)	YGWC-23S	0.001	0.00044	0.015	No	27	85.19	None	No	0.01	NP (NDs)
Lead (mg/L)	YGWC-24SB	0.001	0.00036	0.015	No	26	88.46	None	No	0.01	NP (NDs)
Lead (mg/L)	YGWC-36A	0.001	0.00025	0.015	No	27	44.44	None	No	0.01	NP (normality)
Lead (mg/L)	YGWC-42	0.001	0.0002	0.015	No	25	84	None	No	0.01	NP (NDs)
Lead (mg/L)	YGWC-43	0.001	0.00008	0.015	No	25	92	None	No	0.01	NP (NDs)
Lead (mg/L)	YGWC-49	0.001	0.000071	0.015	No	24	91.67	None	No	0.01	NP (NDs)
Lead (mg/L)	YGWC-50	0.001	0.00021	0.015	No	10	40	None	No	0.011	NP (normality)
Lead (mg/L)	YAMW-1	0.001	0.00019	0.015	No	15	93.33	None	No	0.01	NP (NDs)
Lead (mg/L)	YAMW-2	0.001	0.00011	0.015	No	13	76.92	None	No	0.01	NP (NDs)
Lead (mg/L)	YAMW-4	0.001	0.00028	0.015	No	13	76.92	None	No	0.01	NP (NDs)
Lead (mg/L)	YAMW-5	0.001	0.000073	0.015	No	13	76.92	None	No	0.01	NP (NDs)
Lead (mg/L)	PZ-35	0.0014	0.00029	0.015	No	14	64.29	None	No	0.01	NP (NDs)
Lead (mg/L)	PZ-37D	0.001	0.001	0.015	No	11	90.91	None	No	0.006	NP (NDs)
Lead (mg/L)	PZ-37	0.001	0.0002	0.015	No	23	73.91	None	No	0.01	NP (NDs)
Lead (mg/L)	PZ-51	0.001	0.00019	0.015	No	9	88.89	None	No	0.002	NP (NDs)
Lead (mg/L)	PZ-52D	0.0014	0.001	0.015	No	10	50	None	No	0.011	NP (normality)
Lead (mg/L)	PZ-54D	0.047	0.00063	0.015	No	5	60	None	No	0.031	NP (NDs)
Lead (mg/L)	PZ-55	0.001	0.00071	0.015	No	5	80	None	No	0.031	NP (NDs)
Lithium (mg/L)	YGWC-38	0.008041	0.006665	0.04	No	25	0	None	No	0.01	Param.
Lithium (mg/L)	YGWC-41	0.0038	0.0023	0.04	No	25	4	None	No	0.01	NP (normality)
Lithium (mg/L)	YGWC-23S	0.002699	0.002188	0.04	No	29	3.448	None	No	0.01	Param.
Lithium (mg/L)	YGWC-24SB	0.002	0.000839	0.04	No	28	92.86	None	No	0.01	NP (NDs)

Confidence Intervals - All Results

Plant Yates Client: Southern Company Data: Yates AMA-R6 Printed 5/6/2026, 7:50 PM

Constituent	Well	Upper Lim.	Lower Lim.	Compliance	Sig.	N	%NDs	ND Adj.	Transform	Alpha	Method
Lithium (mg/L)	YGWC-36A	0.00269	0.00089	0.04	No	13	7.692	None	No	0.01	NP (normality)
Lithium (mg/L)	**YGWC-42**	**0.05589**	**0.04953**	**0.04**	**Yes**	**10**	**0**	**None**	**No**	**0.01**	**Param.**
Lithium (mg/L)	YGWC-43	0.0174	0.01322	0.04	No	25	0	None	No	0.01	Param.
Lithium (mg/L)	YGWC-49	0.00366	0.003309	0.04	No	24	0	None	No	0.01	Param.
Lithium (mg/L)	YGWC-50	0.003458	0.002544	0.04	No	10	0	None	No	0.01	Param.
Lithium (mg/L)	YAMW-1	0.02413	0.01039	0.04	No	16	6.25	None	sqrt(x)	0.01	Param.
Lithium (mg/L)	YAMW-2	0.03	0.00091	0.04	No	13	84.62	None	No	0.01	NP (NDs)
Lithium (mg/L)	**YAMW-3**	**0.05366**	**0.043**	**0.04**	**Yes**	**10**	**0**	**None**	**No**	**0.01**	**Param.**
Lithium (mg/L)	YAMW-4	0.03702	0.02847	0.04	No	13	0	None	x^2	0.01	Param.
Lithium (mg/L)	YAMW-5	0.01577	0.01389	0.04	No	13	0	None	No	0.01	Param.
Lithium (mg/L)	PZ-35	0.004517	0.001601	0.04	No	15	6.667	None	ln(x)	0.01	Param.
Lithium (mg/L)	PZ-37D	0.01258	0.00742	0.04	No	11	0	None	No	0.01	Param.
Lithium (mg/L)	PZ-37	0.028	0.016	0.04	No	23	4.348	None	No	0.01	NP (normality)
Lithium (mg/L)	PZ-51	0.005826	0.004828	0.04	No	10	0	None	No	0.01	Param.
Lithium (mg/L)	PZ-52D	0.03055	0.02015	0.04	No	10	0	None	No	0.01	Param.
Lithium (mg/L)	PZ-54D	0.02874	0.0149	0.04	No	5	0	None	No	0.01	Param.
Lithium (mg/L)	PZ-55	0.003696	0	0.04	No	5	0	None	x^5	0.01	Param.
Mercury (mg/L)	YGWC-38	0.0002	0.00008	0.002	No	22	90.91	None	No	0.01	NP (NDs)
Mercury (mg/L)	YGWC-41	0.0002	0.00006	0.002	No	22	95.45	None	No	0.01	NP (NDs)
Mercury (mg/L)	YGWC-23S	0.0002	0.00015	0.002	No	24	87.5	None	No	0.01	NP (NDs)
Mercury (mg/L)	YGWC-24SB	0.0002	0.00014	0.002	No	23	95.65	None	No	0.01	NP (NDs)
Mercury (mg/L)	YGWC-42	0.0002	0.000048	0.002	No	22	95.45	None	No	0.01	NP (NDs)
Mercury (mg/L)	YGWC-43	0.0002	0.00009	0.002	No	22	90.91	None	No	0.01	NP (NDs)
Mercury (mg/L)	YGWC-49	0.0002	0.00014	0.002	No	21	90.48	None	No	0.01	NP (NDs)
Mercury (mg/L)	YAMW-1	0.0002	0.00014	0.002	No	13	92.31	None	No	0.01	NP (NDs)
Mercury (mg/L)	YAMW-3	0.0002	0.00016	0.002	No	9	88.89	None	No	0.002	NP (NDs)
Mercury (mg/L)	PZ-37	0.0002	0.00019	0.002	No	23	91.3	None	No	0.01	NP (NDs)
Molybdenum (mg/L)	YGWC-41	0.01	0.0019	0.1	No	25	96	None	No	0.01	NP (NDs)
Molybdenum (mg/L)	YGWC-23S	0.01	0.0016	0.1	No	25	96	None	No	0.01	NP (NDs)
Molybdenum (mg/L)	YGWC-36A	0.01	0.0071	0.1	No	25	76	None	No	0.01	NP (NDs)
Molybdenum (mg/L)	YGWC-42	0.01	0.00085	0.1	No	25	40	None	No	0.01	NP (normality)
Molybdenum (mg/L)	YGWC-43	0.01	0.0014	0.1	No	25	44	None	No	0.01	NP (normality)
Molybdenum (mg/L)	YGWC-49	0.01	0.0007	0.1	No	23	95.65	None	No	0.01	NP (NDs)
Molybdenum (mg/L)	YAMW-1	0.01	0.0022	0.1	No	14	64.29	None	No	0.01	NP (NDs)
Molybdenum (mg/L)	YAMW-2	0.01	0.0017	0.1	No	13	92.31	None	No	0.01	NP (NDs)
Molybdenum (mg/L)	YAMW-3	0.006504	0.003551	0.1	No	9	0	None	sqrt(x)	0.01	Param.
Molybdenum (mg/L)	YAMW-4	0.007644	0.006781	0.1	No	13	0	None	x^4	0.01	Param.
Molybdenum (mg/L)	PZ-35	0.01	0.0019	0.1	No	13	92.31	None	No	0.01	NP (NDs)
Molybdenum (mg/L)	PZ-37D	0.005446	0.002572	0.1	No	11	0	None	No	0.01	Param.
Molybdenum (mg/L)	PZ-37	0.01	0.0021	0.1	No	23	65.22	None	No	0.01	NP (NDs)
Molybdenum (mg/L)	PZ-52D	0.009211	0.002649	0.1	No	10	10	None	No	0.01	Param.
Molybdenum (mg/L)	PZ-54D	0.06566	0	0.1	No	5	0	None	No	0.01	Param.
Molybdenum (mg/L)	PZ-55	0.009314	0	0.1	No	5	40	Kaplan-Meier	x^5	0.01	Param.
Selenium (mg/L)	YGWC-38	0.05425	0.04275	0.05	No	8	0	None	No	0.01	Param.
Selenium (mg/L)	YGWC-41	0.061	0.023	0.05	No	25	0	None	No	0.01	NP (normality)
Selenium (mg/L)	YGWC-23S	0.03801	0.02942	0.05	No	29	0	None	No	0.01	Param.
Selenium (mg/L)	YGWC-36A	0.005	0.0024	0.05	No	29	31.03	None	No	0.01	NP (normality)
Selenium (mg/L)	YGWC-42	0.04932	0.03781	0.05	No	25	0	None	No	0.01	Param.
Selenium (mg/L)	YGWC-49	0.00778	0.006028	0.05	No	24	4.167	None	No	0.01	Param.
Selenium (mg/L)	YGWC-50	0.005	0.0015	0.05	No	10	50	None	No	0.011	NP (normality)
Selenium (mg/L)	YAMW-1	0.006112	0.003244	0.05	No	16	31.25	Kaplan-Meier	sqrt(x)	0.01	Param.
Selenium (mg/L)	YAMW-2	0.005	0.0012	0.05	No	14	85.71	Kaplan-Meier	No	0.01	NP (NDs)
Selenium (mg/L)	YAMW-3	0.028	0.005	0.05	No	10	40	None	No	0.011	NP (normality)
Selenium (mg/L)	YAMW-4	0.01818	0.01061	0.05	No	14	14.29	None	x^2	0.01	Param.
Selenium (mg/L)	**YAMW-5**	**0.05837**	**0.05263**	**0.05**	**Yes**	**12**	**0**	**None**	**No**	**0.01**	**Param.**
Selenium (mg/L)	PZ-35	0.005	0.0033	0.05	No	15	40	None	No	0.01	NP (normality)
Selenium (mg/L)	**PZ-37**	**0.2418**	**0.1649**	**0.05**	**Yes**	**23**	**0**	**None**	**No**	**0.01**	**Param.**
Selenium (mg/L)	PZ-51	0.02707	0.02071	0.05	No	9	0	None	No	0.01	Param.
Selenium (mg/L)	PZ-52D	0.009941	0.004379	0.05	No	10	0	None	No	0.01	Param.
Selenium (mg/L)	PZ-54D	0.0056	0.005	0.05	No	5	80	None	No	0.031	NP (NDs)
Selenium (mg/L)	PZ-55	0.02614	0	0.05	No	5	20	Kaplan-Meier	x^2	0.01	Param.
Thallium (mg/L)	YGWC-36A	0.0005	0.000057	0.002	No	25	96	None	No	0.01	NP (NDs)
Thallium (mg/L)	YGWC-49	0.0005	0.00009	0.002	No	22	95.45	None	No	0.01	NP (NDs)
Thallium (mg/L)	YGWC-50	0.0005	0.0005	0.002	No	10	90	None	No	0.011	NP (NDs)
Thallium (mg/L)	PZ-54D	0.0005	0.00038	0.002	No	5	80	None	No	0.031	NP (NDs)

Appendix IV Trend Tests - Confidence Interval Exceedances - Significant Results

Plant Yates Client: Southern Company Data: Yates AMA-R6 Printed 5/6/2026, 8:11 PM

Constituent	Well	Slope	Calc.	Critical	Sig.	N	%NDs	Normality	Alpha	Method
Cadmium (mg/L)	**YGWC-50**	**-0.002828**	**-30**	**-23**	**Yes**	**10**	**0**	**n/a**	**0.05**	**NP**
Lithium (mg/L)	**YGWA-1D (bg)**	**-0.0007041**	**-155**	**-106**	**Yes**	**29**	**0**	**n/a**	**0.05**	**NP**
Lithium (mg/L)	**YGWA-3D (bg)**	**0.0005134**	**196**	**106**	**Yes**	**29**	**0**	**n/a**	**0.05**	**NP**
Lithium (mg/L)	**YGWA-3I (bg)**	**0.001143**	**239**	**106**	**Yes**	**29**	**0**	**n/a**	**0.05**	**NP**
Lithium (mg/L)	**YGWA-18I (bg)**	**-0.0001687**	**-167**	**-106**	**Yes**	**29**	**6.897**	**n/a**	**0.05**	**NP**
Lithium (mg/L)	**YGWA-18S (bg)**	**-0.0001479**	**-107**	**-106**	**Yes**	**29**	**3.448**	**n/a**	**0.05**	**NP**
Lithium (mg/L)	**YGWA-21I (bg)**	**0.0001165**	**121**	**106**	**Yes**	**29**	**3.448**	**n/a**	**0.05**	**NP**
Lithium (mg/L)	**YGWA-39 (bg)**	**0.0006391**	**141**	**85**	**Yes**	**25**	**4**	**n/a**	**0.05**	**NP**
Lithium (mg/L)	**YGWA-47 (bg)**	**-0.0001389**	**-120**	**-81**	**Yes**	**24**	**0**	**n/a**	**0.05**	**NP**
Lithium (mg/L)	**YGWC-42**	**0.003143**	**171**	**85**	**Yes**	**25**	**0**	**n/a**	**0.05**	**NP**
Selenium (mg/L)	**YGWA-17S (bg)**	**0**	**148**	**106**	**Yes**	**29**	**79.31**	**n/a**	**0.05**	**NP**
Selenium (mg/L)	**PZ-37**	**-0.02449**	**-173**	**-76**	**Yes**	**23**	**0**	**n/a**	**0.05**	**NP**

Appendix IV Trend Tests - Confidence Interval Exceedances - All Results

Plant Yates Client: Southern Company Data: Yates AMA-R6 Printed 5/6/2026, 8:11 PM

Constituent	Well	Slope	Calc.	Critical	Sig.	N	%NDs	Normality	Alpha	Method
Cadmium (mg/L)	GWA-2 (bg)	0	-1.486	-1.96	No	42	97.62	n/a	0.05	NP
Cadmium (mg/L)	YGWA-1D (bg)	0	18	96	No	27	96.3	n/a	0.05	NP
Cadmium (mg/L)	YGWA-1I (bg)	0	0	96	No	27	100	n/a	0.05	NP
Cadmium (mg/L)	YGWA-2I (bg)	0	0	96	No	27	100	n/a	0.05	NP
Cadmium (mg/L)	YGWA-3D (bg)	0	39	96	No	27	92.59	n/a	0.05	NP
Cadmium (mg/L)	YGWA-3I (bg)	0	-15	-96	No	27	88.89	n/a	0.05	NP
Cadmium (mg/L)	YGWA-4I (bg)	0	-22	-106	No	29	96.55	n/a	0.05	NP
Cadmium (mg/L)	YGWA-5D (bg)	0	0	106	No	29	100	n/a	0.05	NP
Cadmium (mg/L)	YGWA-5I (bg)	0	20	106	No	29	96.55	n/a	0.05	NP
Cadmium (mg/L)	YGWA-14S (bg)	0	16	96	No	27	96.3	n/a	0.05	NP
Cadmium (mg/L)	YGWA-17S (bg)	0	20	106	No	29	96.55	n/a	0.05	NP
Cadmium (mg/L)	YGWA-18I (bg)	0	0	106	No	29	100	n/a	0.05	NP
Cadmium (mg/L)	YGWA-18S (bg)	0	20	106	No	29	96.55	n/a	0.05	NP
Cadmium (mg/L)	YGWA-20S (bg)	0	0	106	No	29	100	n/a	0.05	NP
Cadmium (mg/L)	YGWA-21I (bg)	0	-13	-106	No	29	89.66	n/a	0.05	NP
Cadmium (mg/L)	YGWA-30I (bg)	0	0	96	No	27	100	n/a	0.05	NP
Cadmium (mg/L)	YGWA-39 (bg)	0	-27	-85	No	25	76	n/a	0.05	NP
Cadmium (mg/L)	YGWA-40 (bg)	0	0	85	No	25	100	n/a	0.05	NP
Cadmium (mg/L)	YGWA-47 (bg)	0	66	71	No	22	77.27	n/a	0.05	NP
Cadmium (mg/L)	**YGWC-50**	**-0.002828**	**-30**	**-23**	**Yes**	**10**	**0**	**n/a**	**0.05**	**NP**
Lithium (mg/L)	GWA-2 (bg)	-0.0001531	-31	-62	No	20	35	n/a	0.05	NP
Lithium (mg/L)	**YGWA-1D (bg)**	**-0.0007041**	**-155**	**-106**	**Yes**	**29**	**0**	**n/a**	**0.05**	**NP**
Lithium (mg/L)	YGWA-1I (bg)	0	36	106	No	29	17.24	n/a	0.05	NP
Lithium (mg/L)	YGWA-2I (bg)	0.0000725	25	106	No	29	13.79	n/a	0.05	NP
Lithium (mg/L)	**YGWA-3D (bg)**	**0.0005134**	**196**	**106**	**Yes**	**29**	**0**	**n/a**	**0.05**	**NP**
Lithium (mg/L)	**YGWA-3I (bg)**	**0.001143**	**239**	**106**	**Yes**	**29**	**0**	**n/a**	**0.05**	**NP**
Lithium (mg/L)	YGWA-4I (bg)	0	-34	-106	No	29	0	n/a	0.05	NP
Lithium (mg/L)	YGWA-5D (bg)	0.00000867	14	106	No	29	0	n/a	0.05	NP
Lithium (mg/L)	YGWA-5I (bg)	0.00003222	95	106	No	29	10.34	n/a	0.05	NP
Lithium (mg/L)	YGWA-14S (bg)	0	0	106	No	29	100	n/a	0.05	NP
Lithium (mg/L)	YGWA-17S (bg)	0	-19	-106	No	29	93.1	n/a	0.05	NP
Lithium (mg/L)	**YGWA-18I (bg)**	**-0.0001687**	**-167**	**-106**	**Yes**	**29**	**6.897**	**n/a**	**0.05**	**NP**
Lithium (mg/L)	**YGWA-18S (bg)**	**-0.0001479**	**-107**	**-106**	**Yes**	**29**	**3.448**	**n/a**	**0.05**	**NP**
Lithium (mg/L)	YGWA-20S (bg)	0	-41	-106	No	29	93.1	n/a	0.05	NP
Lithium (mg/L)	**YGWA-21I (bg)**	**0.0001165**	**121**	**106**	**Yes**	**29**	**3.448**	**n/a**	**0.05**	**NP**
Lithium (mg/L)	YGWA-30I (bg)	0	-66	-106	No	29	41.38	n/a	0.05	NP
Lithium (mg/L)	**YGWA-39 (bg)**	**0.0006391**	**141**	**85**	**Yes**	**25**	**4**	**n/a**	**0.05**	**NP**
Lithium (mg/L)	YGWA-40 (bg)	0	-82	-85	No	25	80	n/a	0.05	NP
Lithium (mg/L)	**YGWA-47 (bg)**	**-0.0001389**	**-120**	**-81**	**Yes**	**24**	**0**	**n/a**	**0.05**	**NP**
Lithium (mg/L)	**YGWC-42**	**0.003143**	**171**	**85**	**Yes**	**25**	**0**	**n/a**	**0.05**	**NP**
Lithium (mg/L)	YAMW-3	0.002571	14	23	No	10	0	n/a	0.05	NP
Selenium (mg/L)	GWA-2 (bg)	0	0	1.96	No	42	100	n/a	0.05	NP
Selenium (mg/L)	YGWA-1D (bg)	0	0	96	No	27	100	n/a	0.05	NP
Selenium (mg/L)	YGWA-1I (bg)	0	0	96	No	27	100	n/a	0.05	NP
Selenium (mg/L)	YGWA-2I (bg)	0	0	96	No	27	100	n/a	0.05	NP
Selenium (mg/L)	YGWA-3D (bg)	0	0	96	No	27	100	n/a	0.05	NP
Selenium (mg/L)	YGWA-3I (bg)	0	0	96	No	27	100	n/a	0.05	NP
Selenium (mg/L)	YGWA-4I (bg)	0	-11	-106	No	29	89.66	n/a	0.05	NP
Selenium (mg/L)	YGWA-5D (bg)	0	0	106	No	29	100	n/a	0.05	NP
Selenium (mg/L)	YGWA-5I (bg)	0	26	106	No	29	96.55	n/a	0.05	NP
Selenium (mg/L)	YGWA-14S (bg)	0	-40	-96	No	27	55.56	n/a	0.05	NP
Selenium (mg/L)	**YGWA-17S (bg)**	**0**	**148**	**106**	**Yes**	**29**	**79.31**	**n/a**	**0.05**	**NP**
Selenium (mg/L)	YGWA-18I (bg)	0	0	106	No	29	100	n/a	0.05	NP
Selenium (mg/L)	YGWA-18S (bg)	0	0	106	No	29	100	n/a	0.05	NP
Selenium (mg/L)	YGWA-20S (bg)	0	0	106	No	29	100	n/a	0.05	NP
Selenium (mg/L)	YGWA-21I (bg)	0	53	106	No	29	93.1	n/a	0.05	NP
Selenium (mg/L)	YGWA-30I (bg)	0	0	96	No	27	100	n/a	0.05	NP
Selenium (mg/L)	YGWA-39 (bg)	0	10	85	No	25	96	n/a	0.05	NP
Selenium (mg/L)	YGWA-40 (bg)	0	6	85	No	25	52	n/a	0.05	NP
Selenium (mg/L)	YGWA-47 (bg)	0	12	62	No	20	85	n/a	0.05	NP
Selenium (mg/L)	YAMW-5	0.001948	23	37	No	14	0	n/a	0.05	NP
Selenium (mg/L)	**PZ-37**	**-0.02449**	**-173**	**-76**	**Yes**	**23**	**0**	**n/a**	**0.05**	**NP**

FIGURE A.

Sanitas™ v.10.1.06e Software licensed to Groundwater Stats Consulting. UG
Hollow symbols indicate censored values.

Time Series

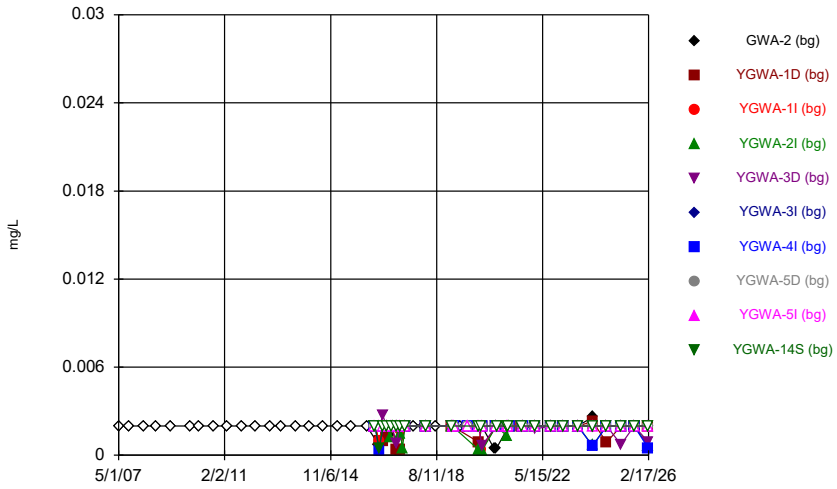

Constituent: Antimony Analysis Run 5/6/2026 8:24 PM
Plant Yates Client: Southern Company Data: Yates AMA-R6

Sanitas™ v.10.1.06e Software licensed to Groundwater Stats Consulting. UG
Hollow symbols indicate censored values.

Time Series

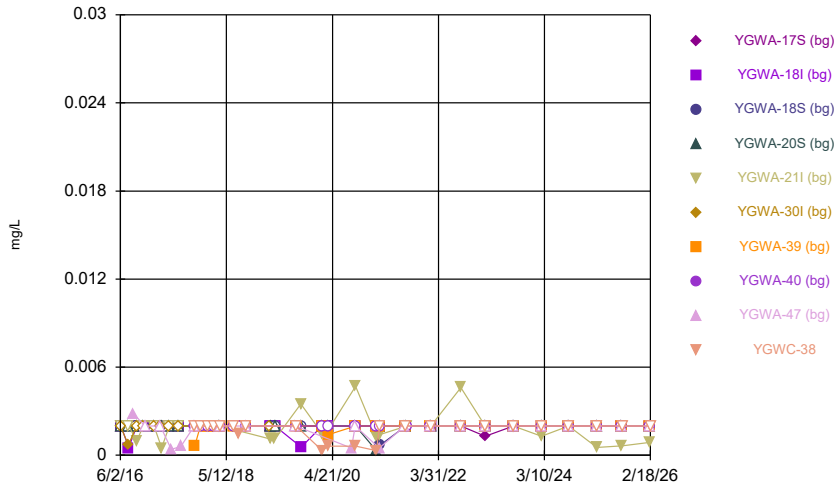

Constituent: Antimony Analysis Run 5/6/2026 8:24 PM
Plant Yates Client: Southern Company Data: Yates AMA-R6

Sanitas™ v.10.1.06e Software licensed to Groundwater Stats Consulting. UG
Hollow symbols indicate censored values.

Time Series

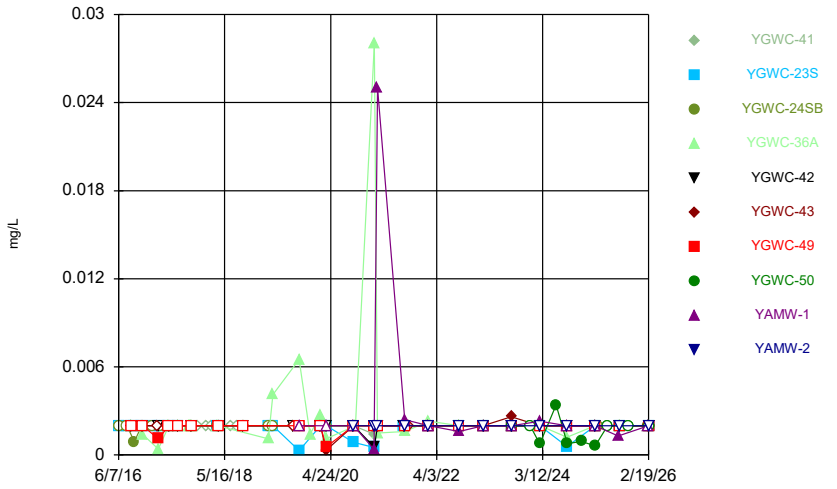

Constituent: Antimony Analysis Run 5/6/2026 8:24 PM
Plant Yates Client: Southern Company Data: Yates AMA-R6

Sanitas™ v.10.1.06e Software licensed to Groundwater Stats Consulting. UG
Hollow symbols indicate censored values.

Time Series

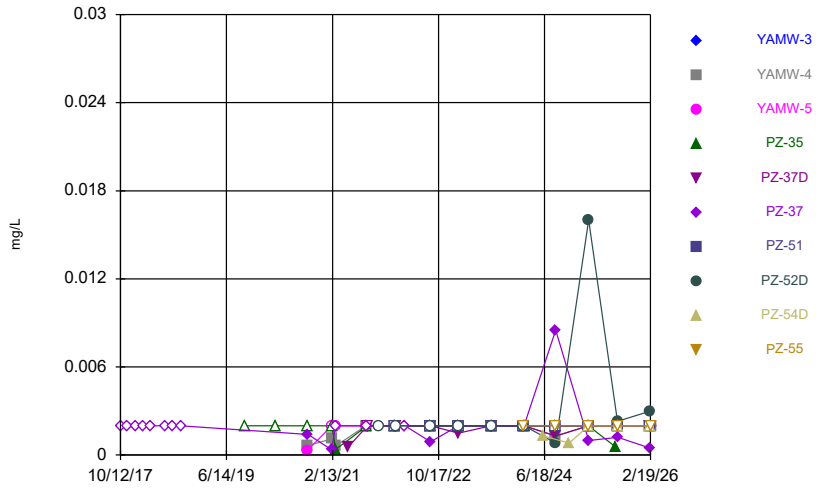

Constituent: Antimony Analysis Run 5/6/2026 8:24 PM
Plant Yates Client: Southern Company Data: Yates AMA-R6

Sanitas™ v.10.1.06e Software licensed to Groundwater Stats Consulting. UG
Hollow symbols indicate censored values.

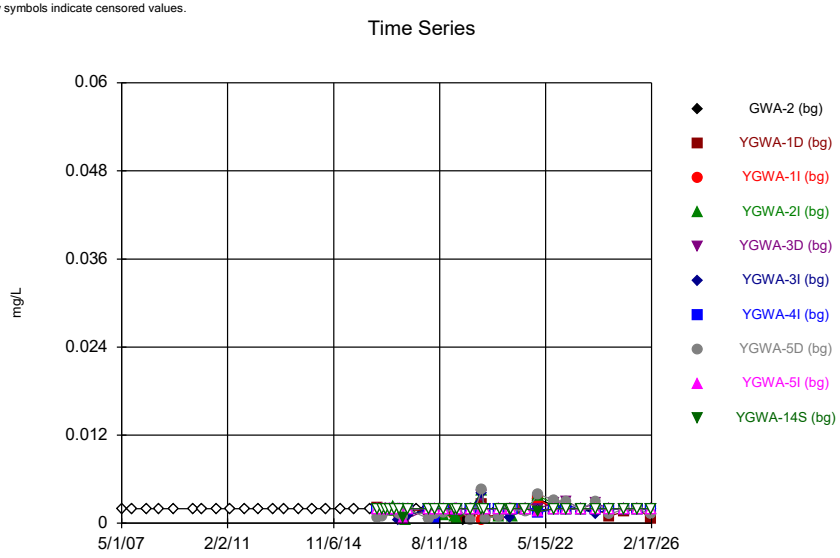

Constituent: Arsenic Analysis Run 5/6/2026 8:24 PM
Plant Yates Client: Southern Company Data: Yates AMA-R6

Sanitas™ v.10.1.06e Software licensed to Groundwater Stats Consulting. UG
Hollow symbols indicate censored values.

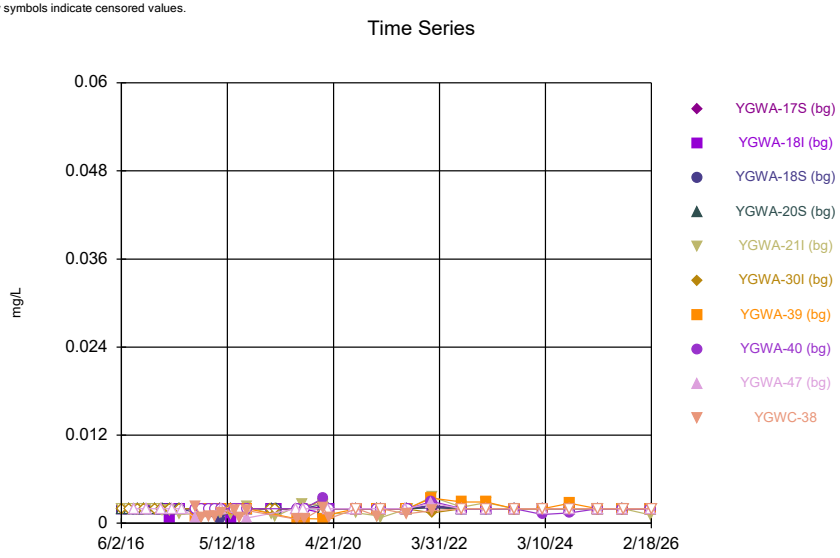

Constituent: Arsenic Analysis Run 5/6/2026 8:24 PM
Plant Yates Client: Southern Company Data: Yates AMA-R6

Sanitas™ v.10.1.06e Software licensed to Groundwater Stats Consulting. UG
Hollow symbols indicate censored values.

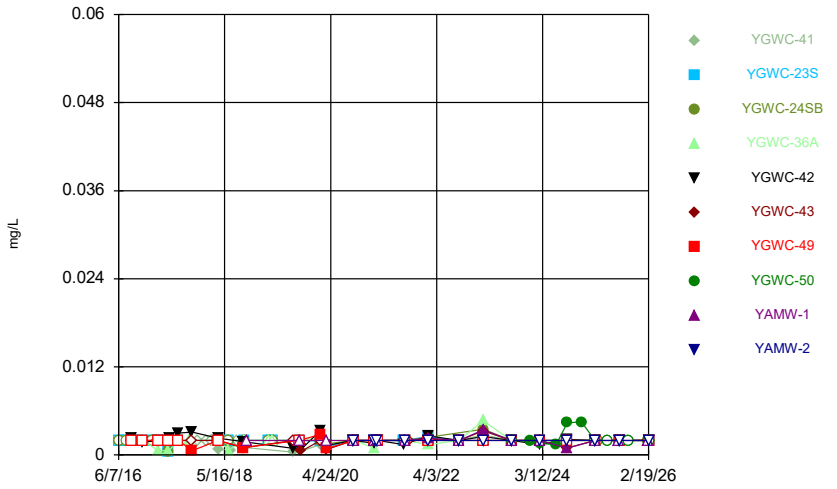

Constituent: Arsenic Analysis Run 5/6/2026 8:24 PM
Plant Yates Client: Southern Company Data: Yates AMA-R6

Sanitas™ v.10.1.06e Software licensed to Groundwater Stats Consulting. UG
Hollow symbols indicate censored values.

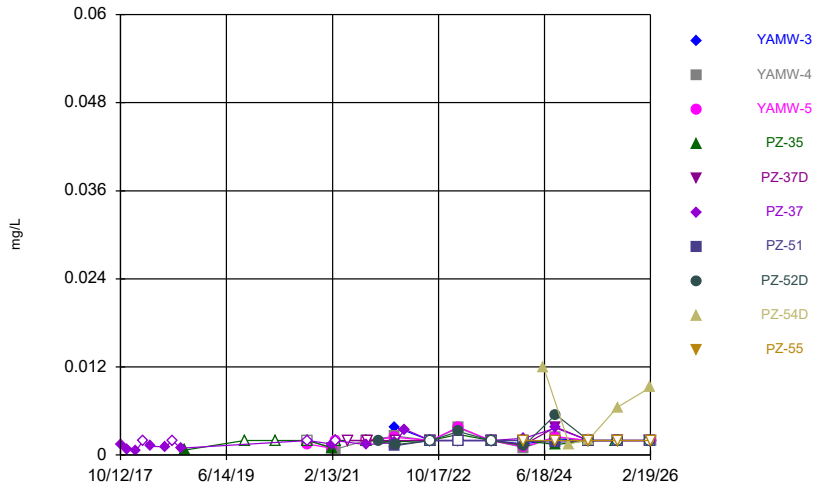

Constituent: Arsenic Analysis Run 5/6/2026 8:24 PM
Plant Yates Client: Southern Company Data: Yates AMA-R6

Sanitas™ v.10.1.06e Software licensed to Groundwater Stats Consulting. UG
Hollow symbols indicate censored values.

Time Series

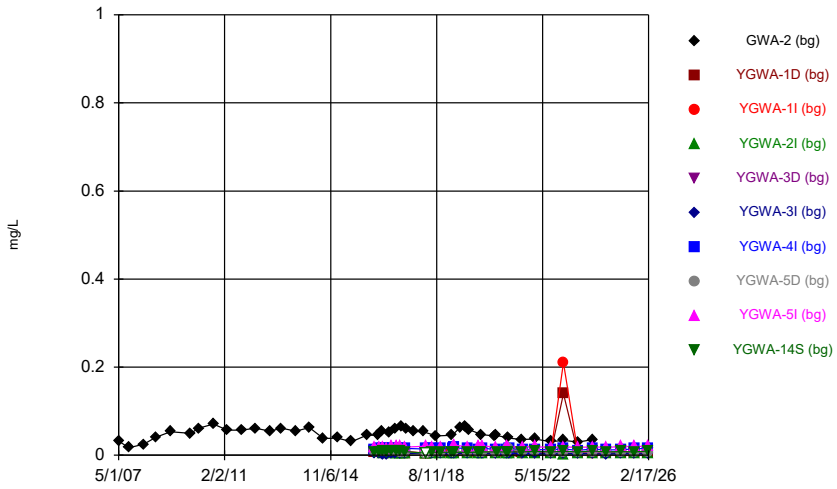

Constituent: Barium Analysis Run 5/6/2026 8:24 PM
Plant Yates Client: Southern Company Data: Yates AMA-R6

Sanitas™ v.10.1.06e Software licensed to Groundwater Stats Consulting. UG
Hollow symbols indicate censored values.

Time Series

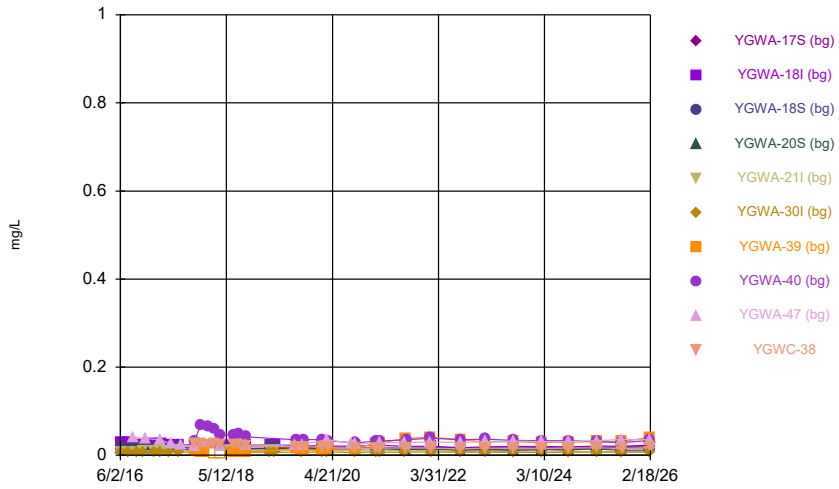

Constituent: Barium Analysis Run 5/6/2026 8:24 PM
Plant Yates Client: Southern Company Data: Yates AMA-R6

Sanitas™ v.10.1.06e Software licensed to Groundwater Stats Consulting. UG

Time Series

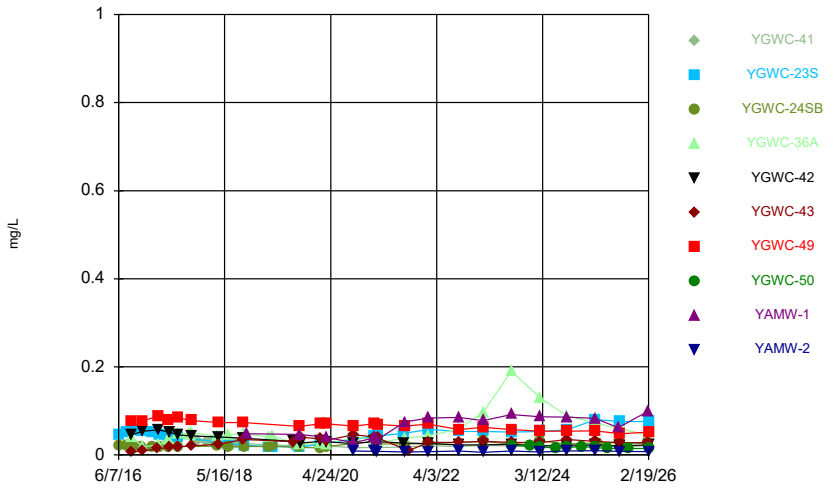

Constituent: Barium Analysis Run 5/6/2026 8:24 PM
Plant Yates Client: Southern Company Data: Yates AMA-R6

Sanitas™ v.10.1.06e Software licensed to Groundwater Stats Consulting. UG

Time Series

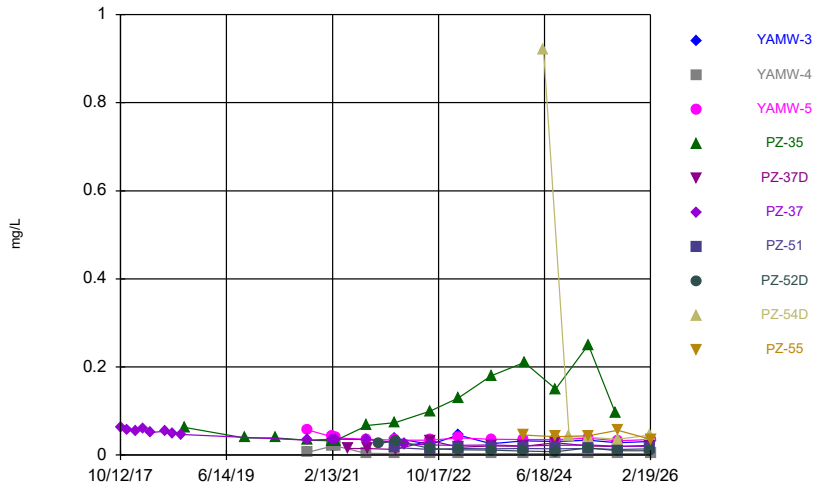

Constituent: Barium Analysis Run 5/6/2026 8:25 PM
Plant Yates Client: Southern Company Data: Yates AMA-R6

Sanitas™ v.10.1.06e Software licensed to Groundwater Stats Consulting. UG
Hollow symbols indicate censored values.

Time Series

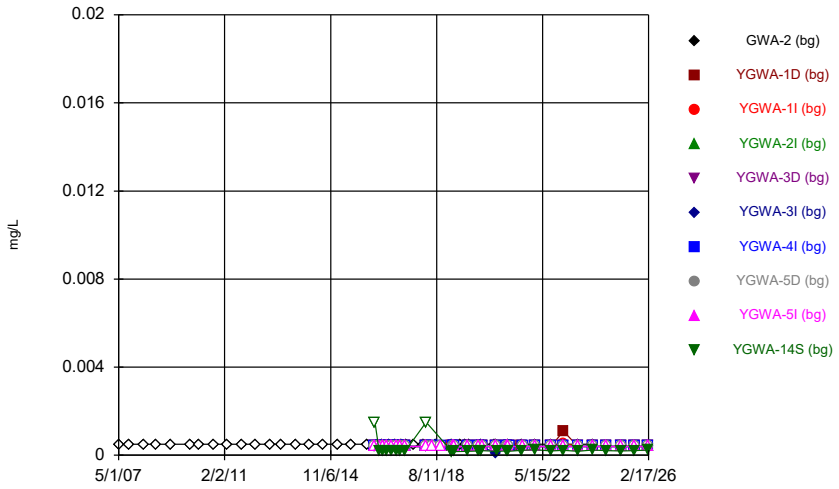

Constituent: Beryllium Analysis Run 5/6/2026 8:25 PM
Plant Yates Client: Southern Company Data: Yates AMA-R6

Sanitas™ v.10.1.06e Software licensed to Groundwater Stats Consulting. UG
Hollow symbols indicate censored values.

Time Series

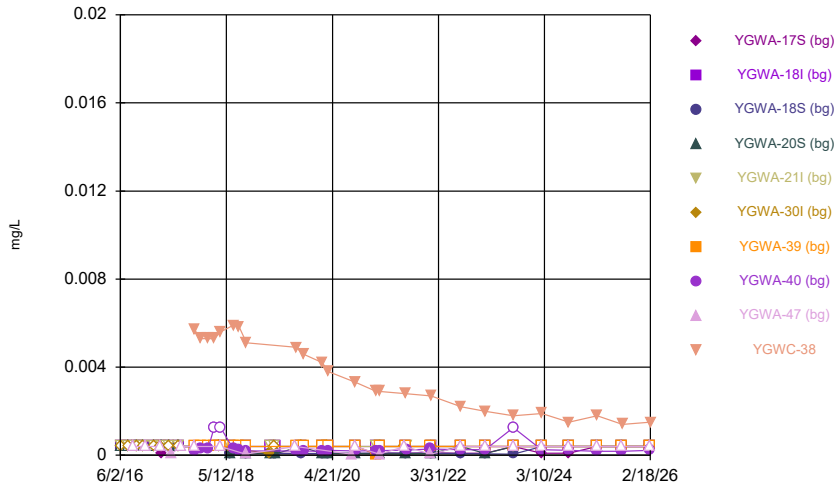

Constituent: Beryllium Analysis Run 5/6/2026 8:25 PM
Plant Yates Client: Southern Company Data: Yates AMA-R6

Sanitas™ v.10.1.06e Software licensed to Groundwater Stats Consulting. UG
Hollow symbols indicate censored values.

Time Series

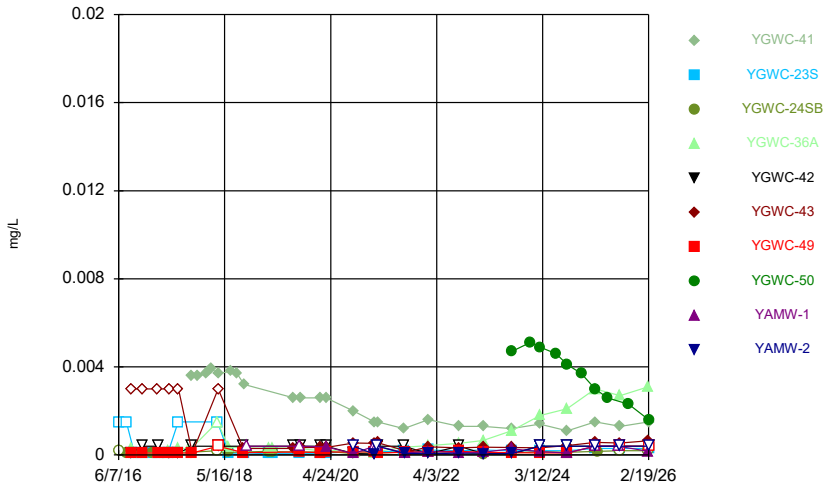

Constituent: Beryllium Analysis Run 5/6/2026 8:25 PM
Plant Yates Client: Southern Company Data: Yates AMA-R6

Sanitas™ v.10.1.06e Software licensed to Groundwater Stats Consulting. UG
Hollow symbols indicate censored values.

Time Series

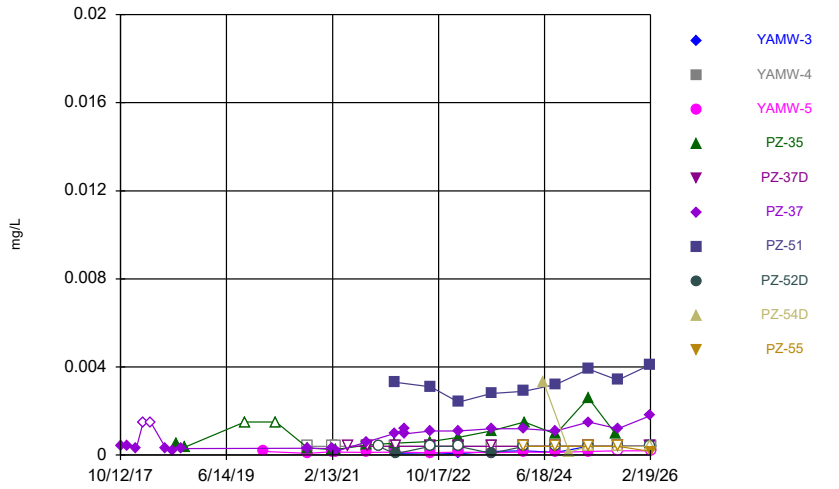

Constituent: Beryllium Analysis Run 5/6/2026 8:25 PM
Plant Yates Client: Southern Company Data: Yates AMA-R6

Sanitas™ v.10.1.06e Software licensed to Groundwater Stats Consulting. UG
Hollow symbols indicate censored values.

Time Series

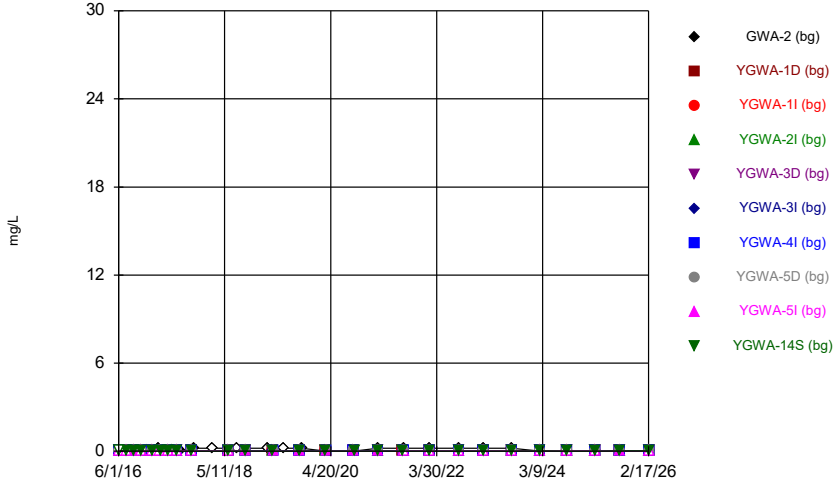

Constituent: Boron Analysis Run 5/6/2026 8:25 PM
Plant Yates Client: Southern Company Data: Yates AMA-R6

Sanitas™ v.10.1.06e Software licensed to Groundwater Stats Consulting. UG
Hollow symbols indicate censored values.

Time Series

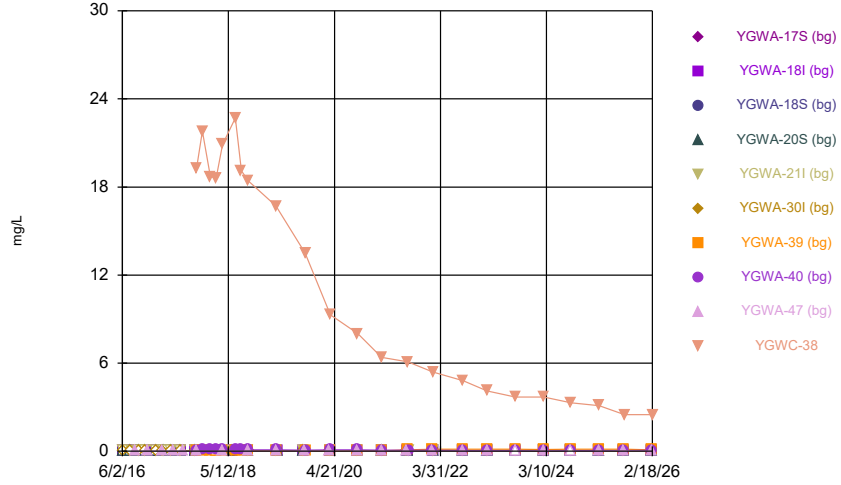

Constituent: Boron Analysis Run 5/6/2026 8:25 PM
Plant Yates Client: Southern Company Data: Yates AMA-R6

Sanitas™ v.10.1.06e Software licensed to Groundwater Stats Consulting. UG
Hollow symbols indicate censored values.

Time Series

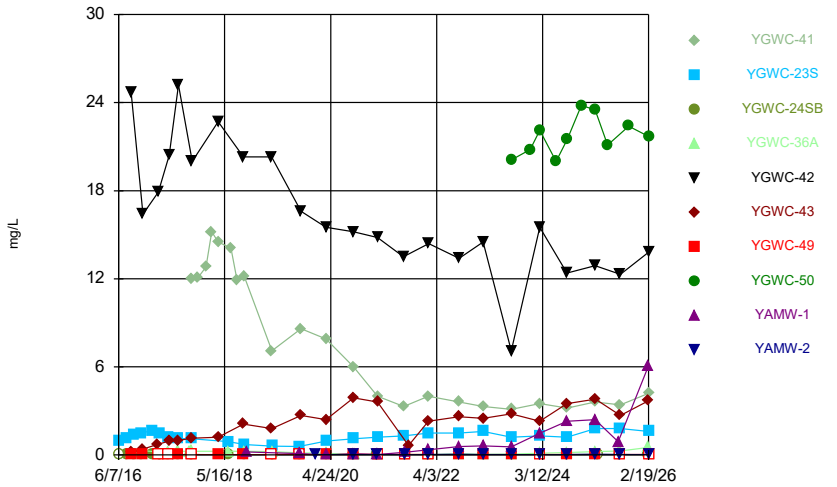

Constituent: Boron Analysis Run 5/6/2026 8:25 PM
Plant Yates Client: Southern Company Data: Yates AMA-R6

Sanitas™ v.10.1.06e Software licensed to Groundwater Stats Consulting. UG
Hollow symbols indicate censored values.

Time Series

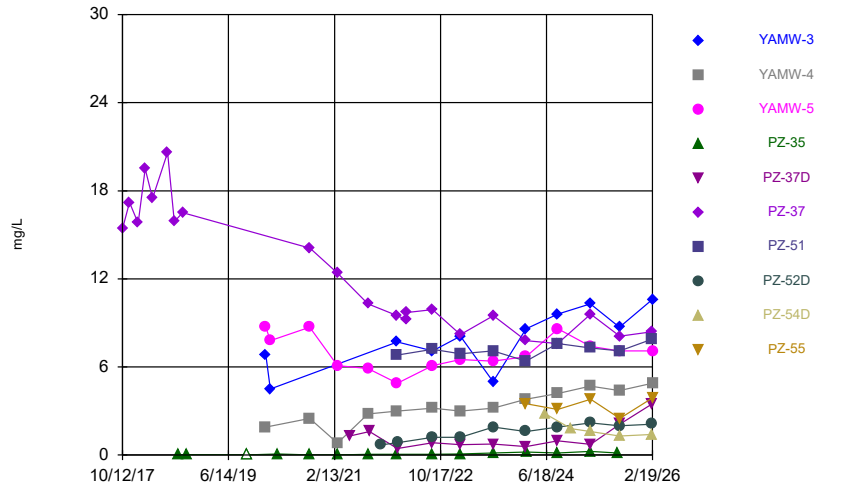

Constituent: Boron Analysis Run 5/6/2026 8:25 PM
Plant Yates Client: Southern Company Data: Yates AMA-R6

Sanitas™ v.10.1.06e Software licensed to Groundwater Stats Consulting. UG
Hollow symbols indicate censored values.

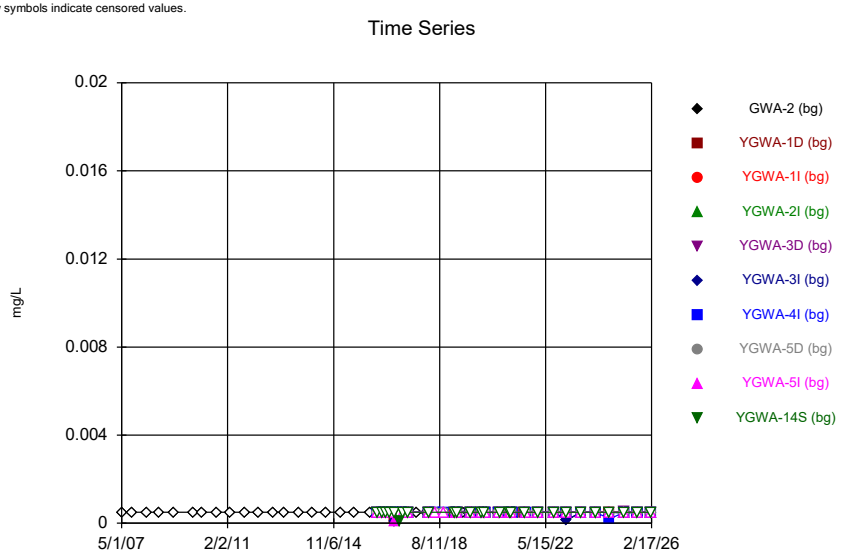

Constituent: Cadmium Analysis Run 5/6/2026 8:25 PM
Plant Yates Client: Southern Company Data: Yates AMA-R6

Sanitas™ v.10.1.06e Software licensed to Groundwater Stats Consulting. UG
Hollow symbols indicate censored values.

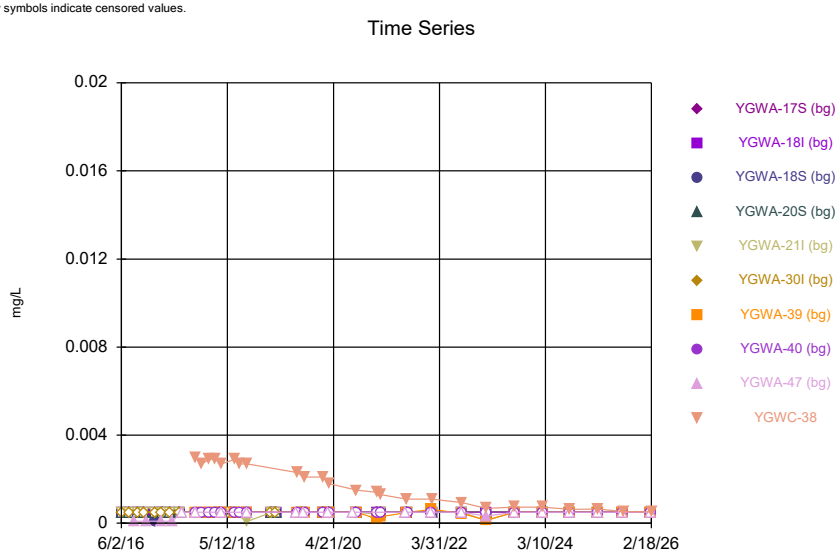

Constituent: Cadmium Analysis Run 5/6/2026 8:25 PM
Plant Yates Client: Southern Company Data: Yates AMA-R6

Sanitas™ v.10.1.06e Software licensed to Groundwater Stats Consulting. UG
Hollow symbols indicate censored values.

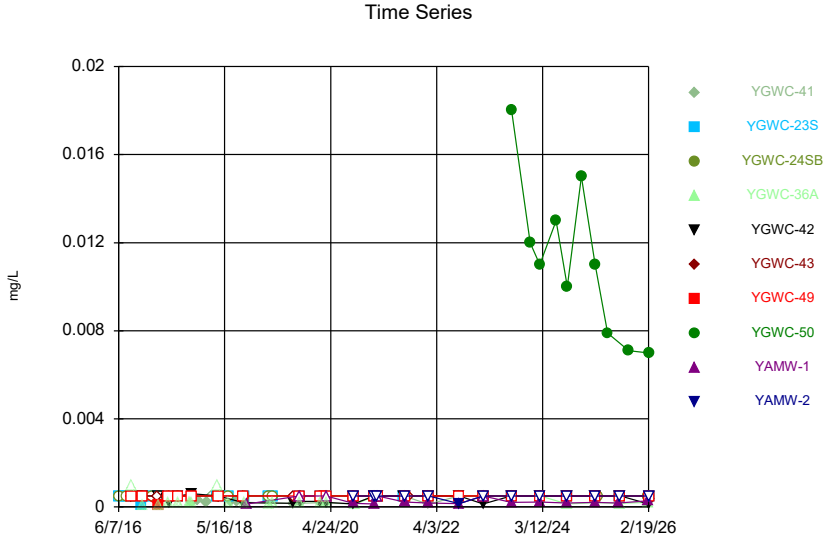

Constituent: Cadmium Analysis Run 5/6/2026 8:25 PM
Plant Yates Client: Southern Company Data: Yates AMA-R6

Sanitas™ v.10.1.06e Software licensed to Groundwater Stats Consulting. UG
Hollow symbols indicate censored values.

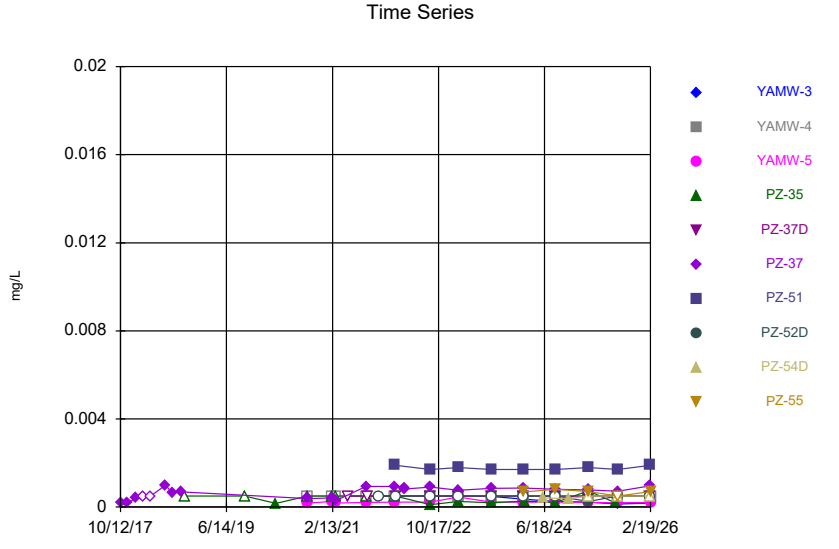

Constituent: Cadmium Analysis Run 5/6/2026 8:25 PM
Plant Yates Client: Southern Company Data: Yates AMA-R6

Sanitas™ v.10.1.06e Software licensed to Groundwater Stats Consulting. UG
Hollow symbols indicate censored values.

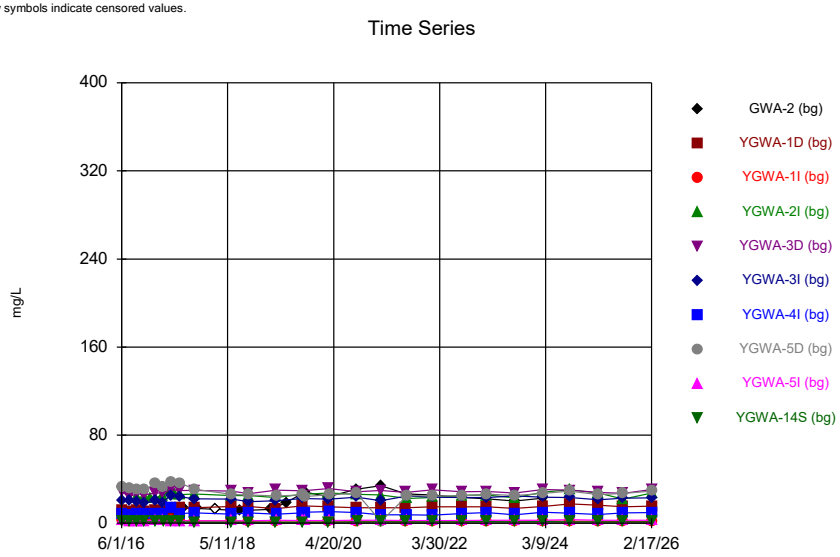

Constituent: Calcium Analysis Run 5/6/2026 8:25 PM
Plant Yates Client: Southern Company Data: Yates AMA-R6

Sanitas™ v.10.1.06e Software licensed to Groundwater Stats Consulting. UG
Hollow symbols indicate censored values.

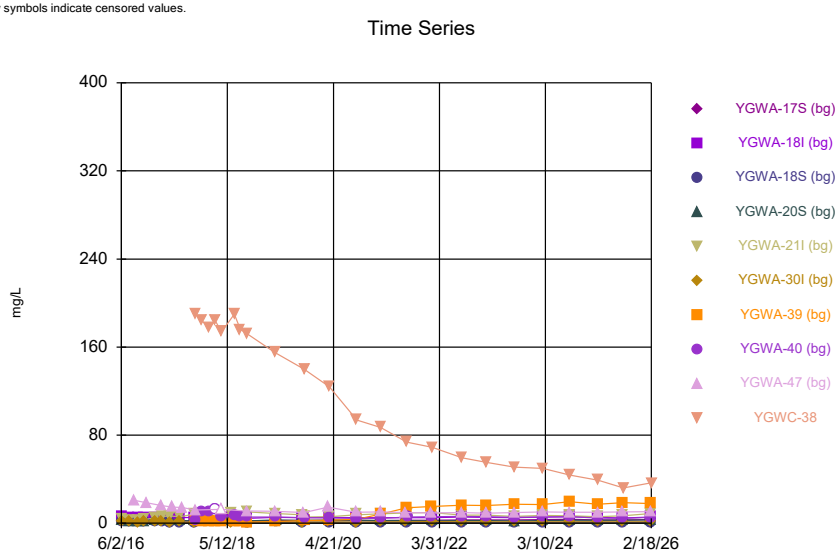

Constituent: Calcium Analysis Run 5/6/2026 8:25 PM
Plant Yates Client: Southern Company Data: Yates AMA-R6

Sanitas™ v.10.1.06e Software licensed to Groundwater Stats Consulting. UG
Hollow symbols indicate censored values.

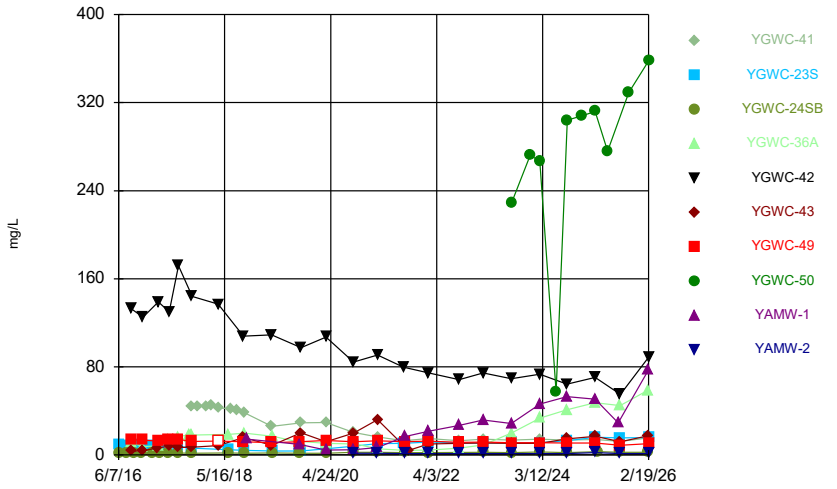

Constituent: Calcium Analysis Run 5/6/2026 8:25 PM
Plant Yates Client: Southern Company Data: Yates AMA-R6

Sanitas™ v.10.1.06e Software licensed to Groundwater Stats Consulting. UG

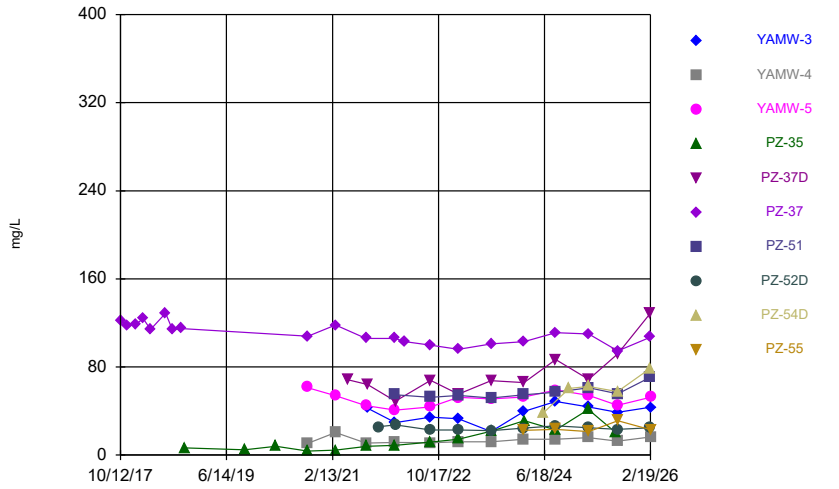

Constituent: Calcium Analysis Run 5/6/2026 8:25 PM
Plant Yates Client: Southern Company Data: Yates AMA-R6

Sanitas™ v.10.1.06e Software licensed to Groundwater Stats Consulting. UG

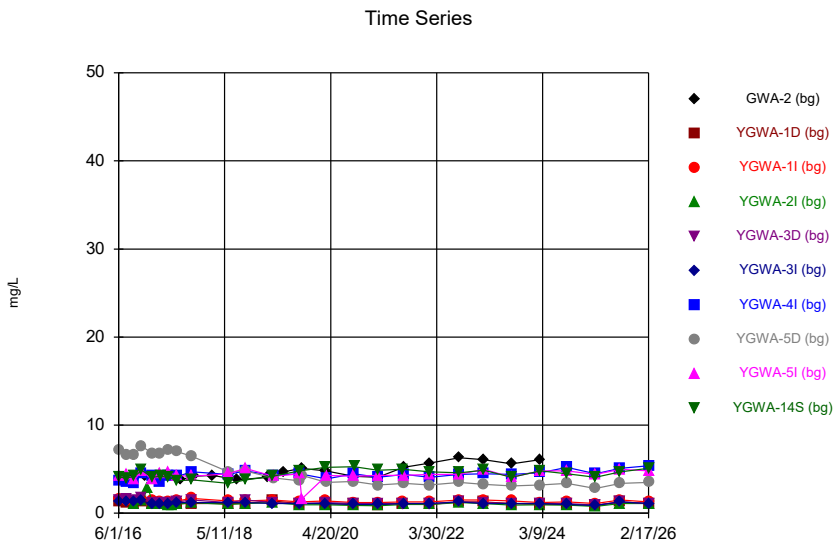

Constituent: Chloride Analysis Run 5/6/2026 8:25 PM

Plant Yates Client: Southern Company Data: Yates AMA-R6

Sanitas™ v.10.1.06e Software licensed to Groundwater Stats Consulting. UG

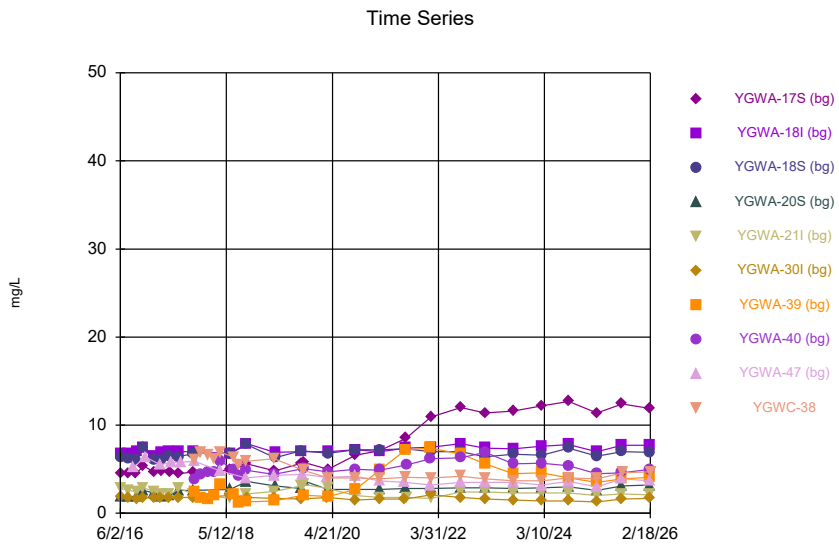

Constituent: Chloride Analysis Run 5/6/2026 8:25 PM

Plant Yates Client: Southern Company Data: Yates AMA-R6

Sanitas™ v.10.1.06e Software licensed to Groundwater Stats Consulting. UG

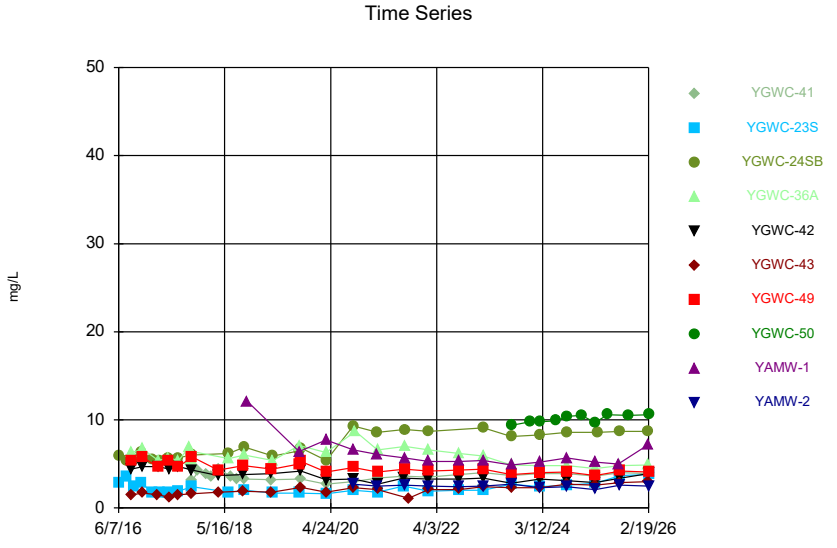

Constituent: Chloride Analysis Run 5/6/2026 8:25 PM

Plant Yates Client: Southern Company Data: Yates AMA-R6

Sanitas™ v.10.1.06e Software licensed to Groundwater Stats Consulting. UG

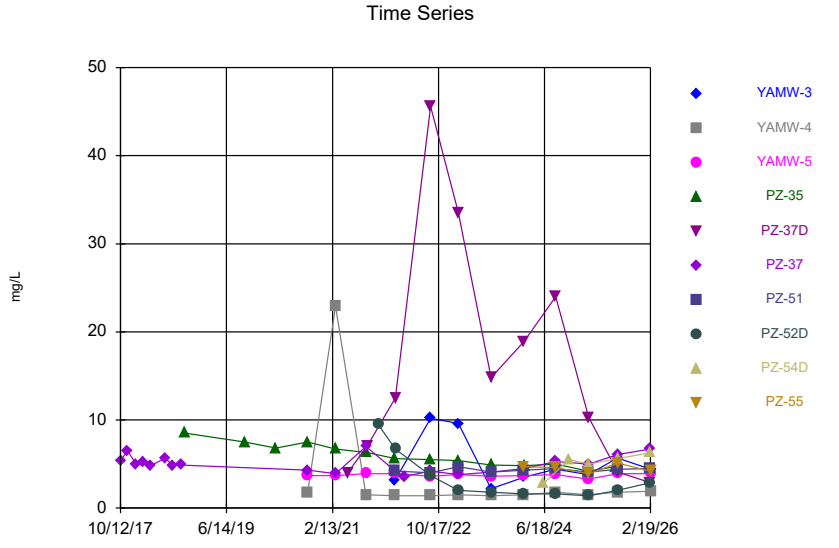

Constituent: Chloride Analysis Run 5/6/2026 8:25 PM

Plant Yates Client: Southern Company Data: Yates AMA-R6

Sanitas™ v.10.1.06e Software licensed to Groundwater Stats Consulting. UG
Hollow symbols indicate censored values.

Time Series

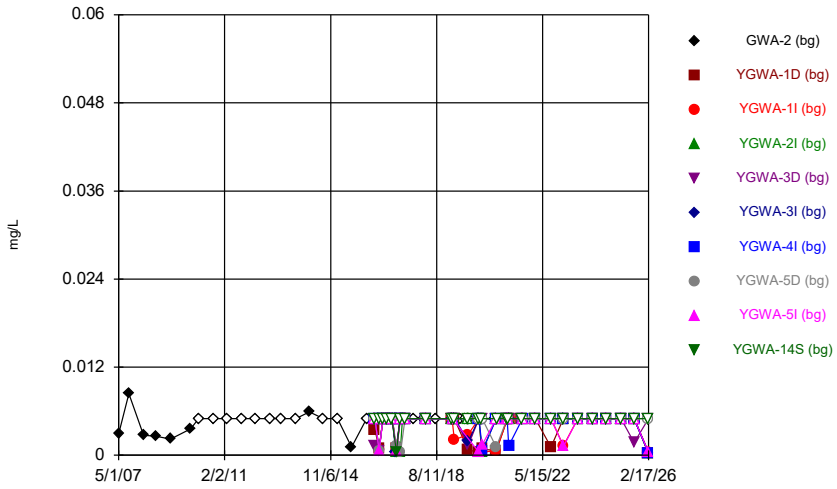

Constituent: Chromium Analysis Run 5/6/2026 8:25 PM
Plant Yates Client: Southern Company Data: Yates AMA-R6

Sanitas™ v.10.1.06e Software licensed to Groundwater Stats Consulting. UG
Hollow symbols indicate censored values.

Time Series

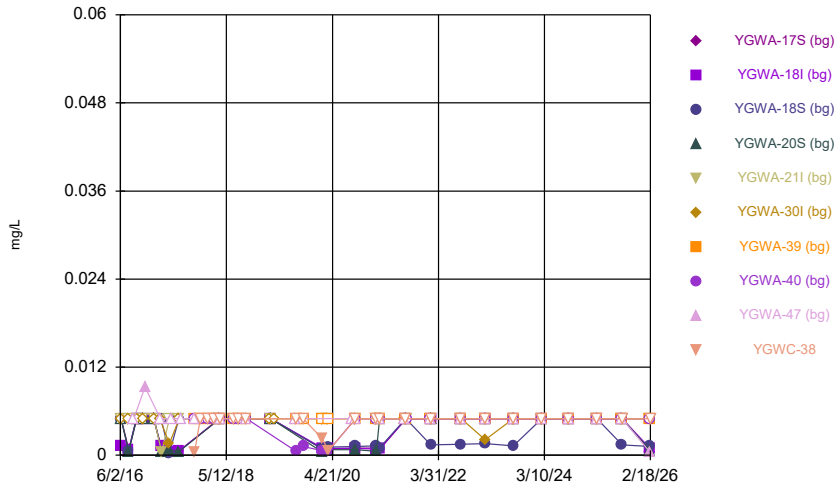

Constituent: Chromium Analysis Run 5/6/2026 8:25 PM
Plant Yates Client: Southern Company Data: Yates AMA-R6

Sanitas™ v.10.1.06e Software licensed to Groundwater Stats Consulting. UG
Hollow symbols indicate censored values.

Time Series

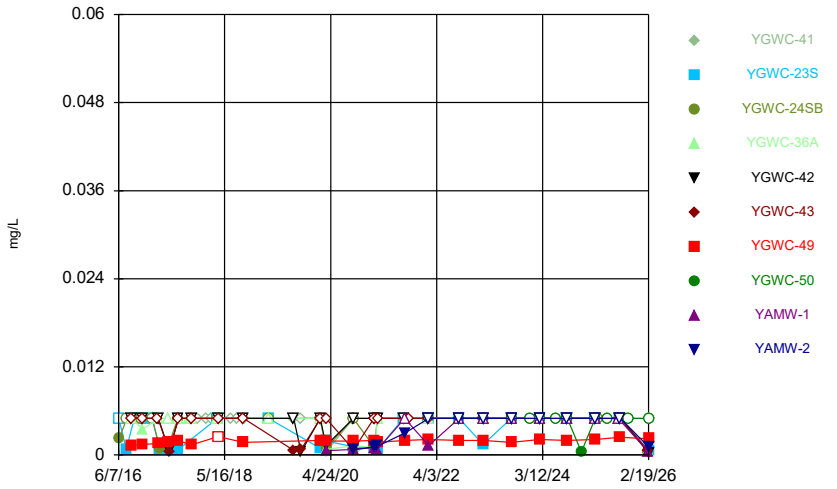

Constituent: Chromium Analysis Run 5/6/2026 8:25 PM
Plant Yates Client: Southern Company Data: Yates AMA-R6

Sanitas™ v.10.1.06e Software licensed to Groundwater Stats Consulting. UG
Hollow symbols indicate censored values.

Time Series

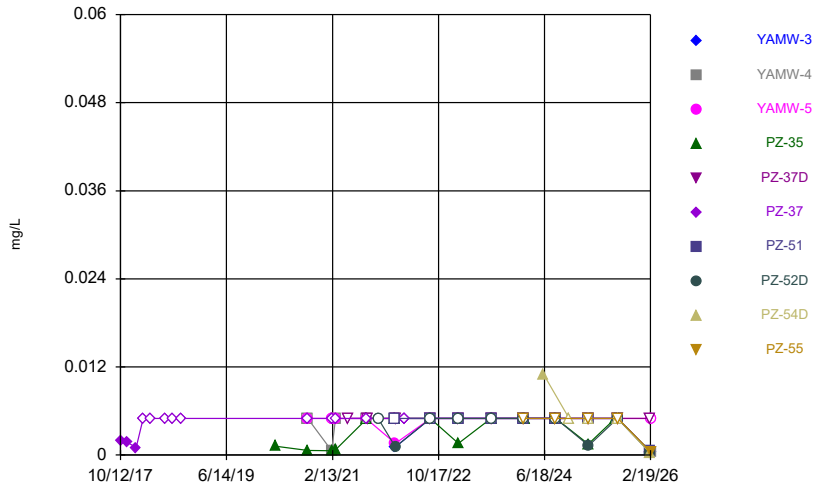

Constituent: Chromium Analysis Run 5/6/2026 8:25 PM
Plant Yates Client: Southern Company Data: Yates AMA-R6

Sanitas™ v.10.1.06e Software licensed to Groundwater Stats Consulting. UG
Hollow symbols indicate censored values.

Time Series

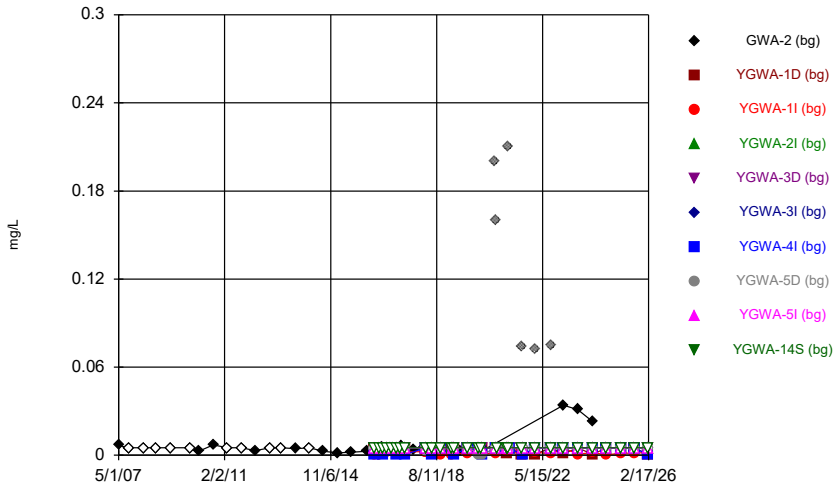

Constituent: Cobalt Analysis Run 5/6/2026 8:25 PM
Plant Yates Client: Southern Company Data: Yates AMA-R6

Sanitas™ v.10.1.06e Software licensed to Groundwater Stats Consulting. UG
Hollow symbols indicate censored values.

Time Series

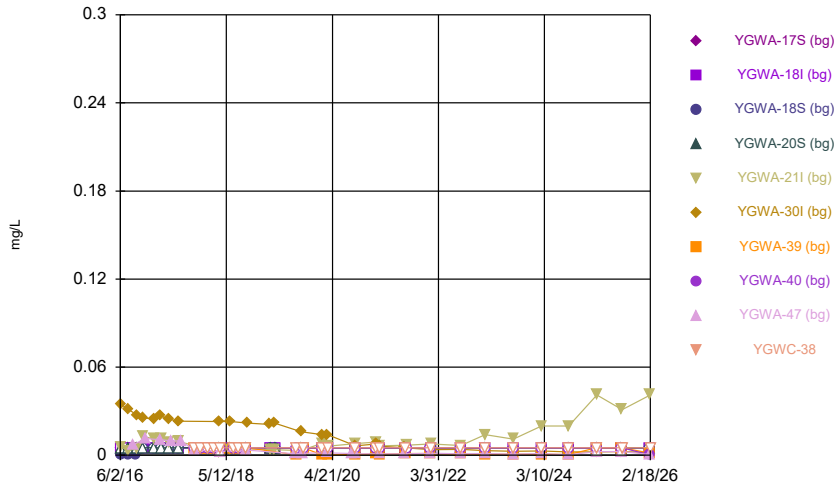

Constituent: Cobalt Analysis Run 5/6/2026 8:25 PM
Plant Yates Client: Southern Company Data: Yates AMA-R6

Sanitas™ v.10.1.06e Software licensed to Groundwater Stats Consulting. UG
Hollow symbols indicate censored values.

Time Series

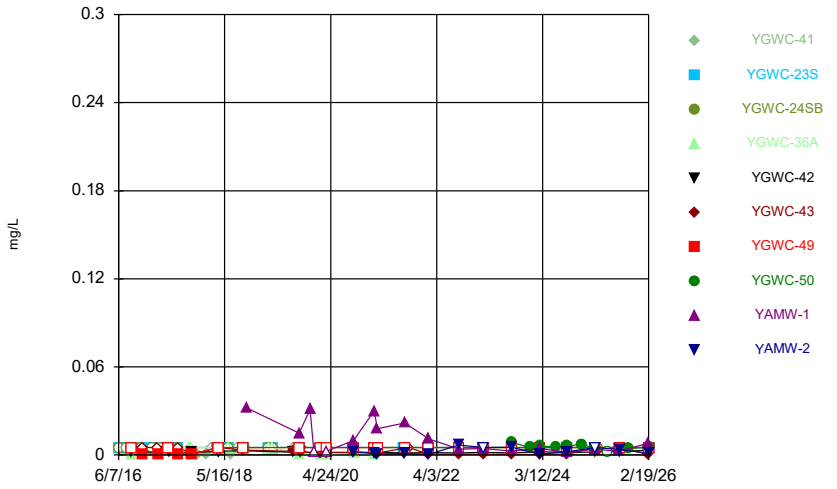

Constituent: Cobalt Analysis Run 5/6/2026 8:26 PM
Plant Yates Client: Southern Company Data: Yates AMA-R6

Sanitas™ v.10.1.06e Software licensed to Groundwater Stats Consulting. UG
Hollow symbols indicate censored values.

Time Series

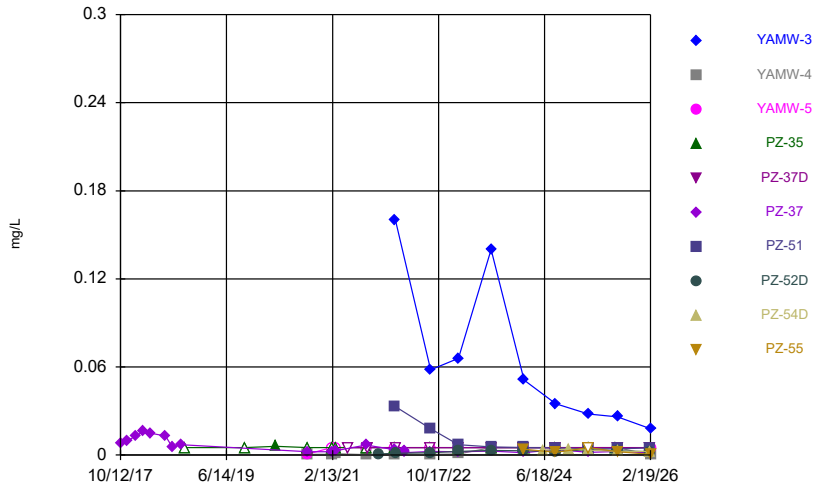

Constituent: Cobalt Analysis Run 5/6/2026 8:26 PM
Plant Yates Client: Southern Company Data: Yates AMA-R6

Sanitas™ v.10.1.06e Software licensed to Groundwater Stats Consulting. UG

Time Series

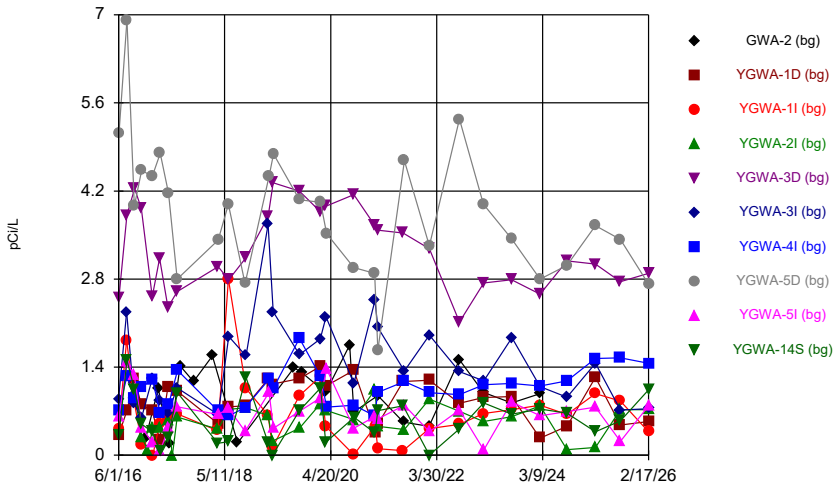

Constituent: Combined Radium 226 + 228 Analysis Run 5/6/2026 8:26 PM

Plant Yates Client: Southern Company Data: Yates AMA-R6

Sanitas™ v.10.1.06e Software licensed to Groundwater Stats Consulting. UG

Time Series

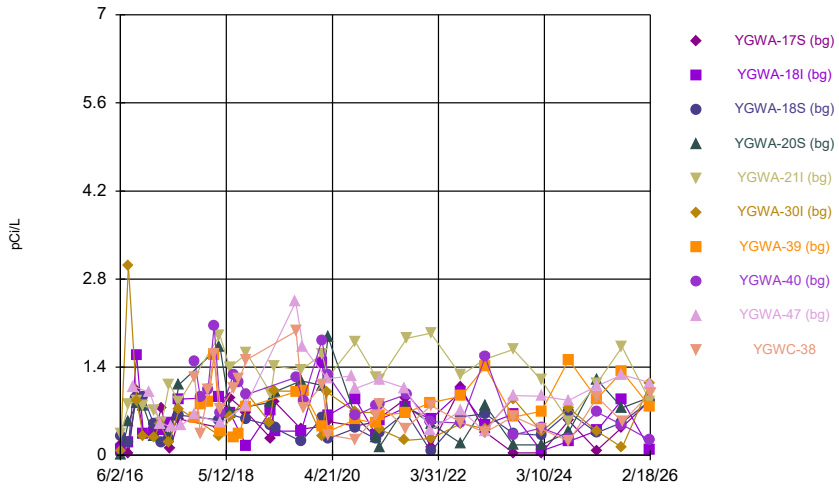

Constituent: Combined Radium 226 + 228 Analysis Run 5/6/2026 8:26 PM

Plant Yates Client: Southern Company Data: Yates AMA-R6

Sanitas™ v.10.1.06e Software licensed to Groundwater Stats Consulting. UG

Time Series

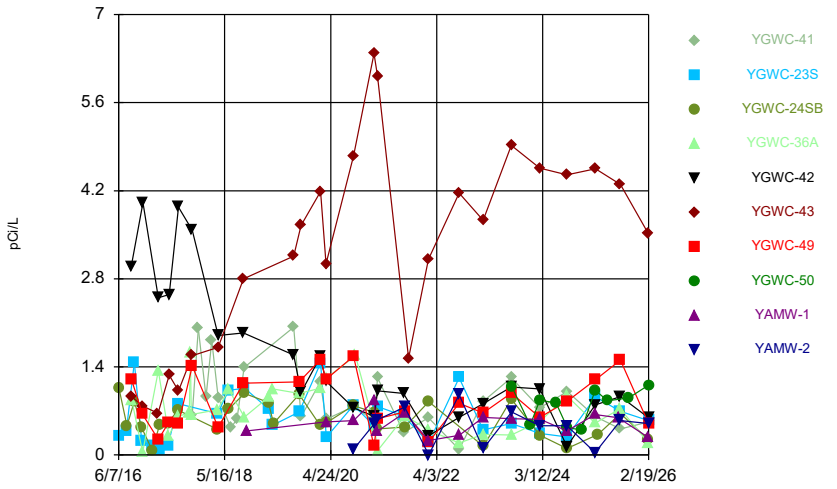

Constituent: Combined Radium 226 + 228 Analysis Run 5/6/2026 8:26 PM

Plant Yates Client: Southern Company Data: Yates AMA-R6

Sanitas™ v.10.1.06e Software licensed to Groundwater Stats Consulting. UG

Time Series

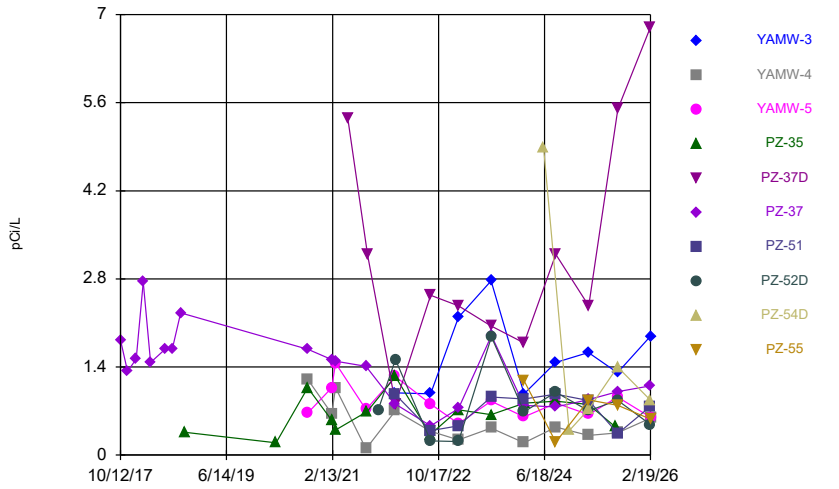

Constituent: Combined Radium 226 + 228 Analysis Run 5/6/2026 8:26 PM

Plant Yates Client: Southern Company Data: Yates AMA-R6

Sanitas™ v.10.1.06e Software licensed to Groundwater Stats Consulting. UG
Hollow symbols indicate censored values.

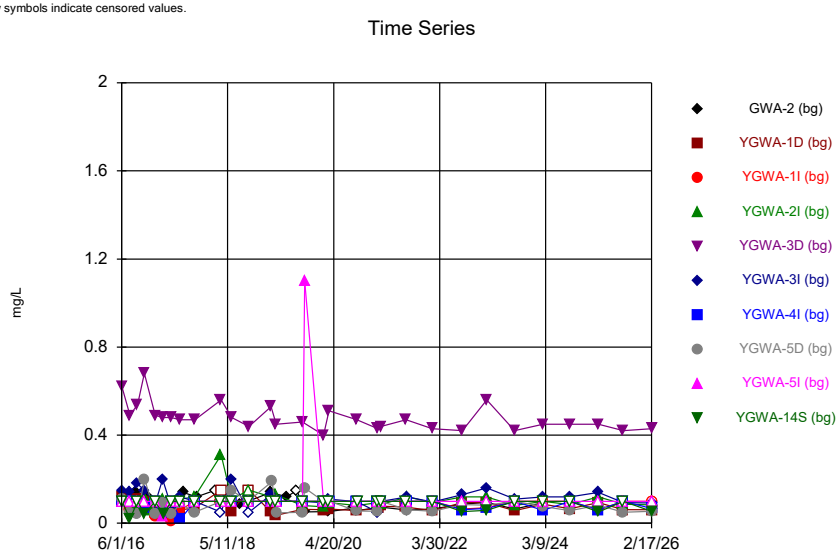

Constituent: Fluoride Analysis Run 5/6/2026 8:26 PM
Plant Yates Client: Southern Company Data: Yates AMA-R6

Sanitas™ v.10.1.06e Software licensed to Groundwater Stats Consulting. UG
Hollow symbols indicate censored values.

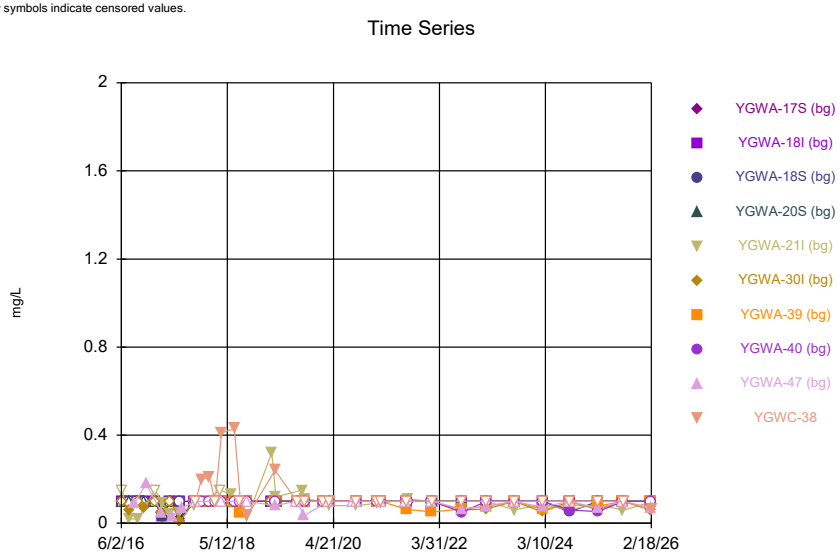

Constituent: Fluoride Analysis Run 5/6/2026 8:26 PM
Plant Yates Client: Southern Company Data: Yates AMA-R6

Sanitas™ v.10.1.06e Software licensed to Groundwater Stats Consulting. UG
Hollow symbols indicate censored values.

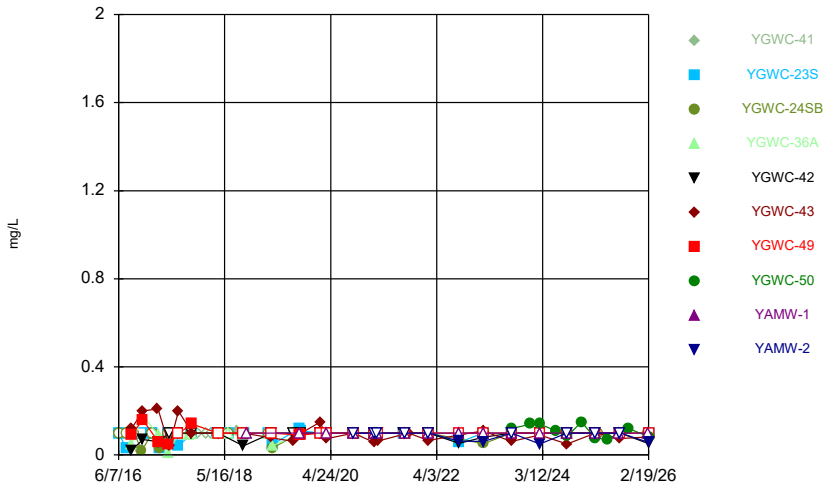

Constituent: Fluoride Analysis Run 5/6/2026 8:26 PM
Plant Yates Client: Southern Company Data: Yates AMA-R6

Sanitas™ v.10.1.06e Software licensed to Groundwater Stats Consulting. UG
Hollow symbols indicate censored values.

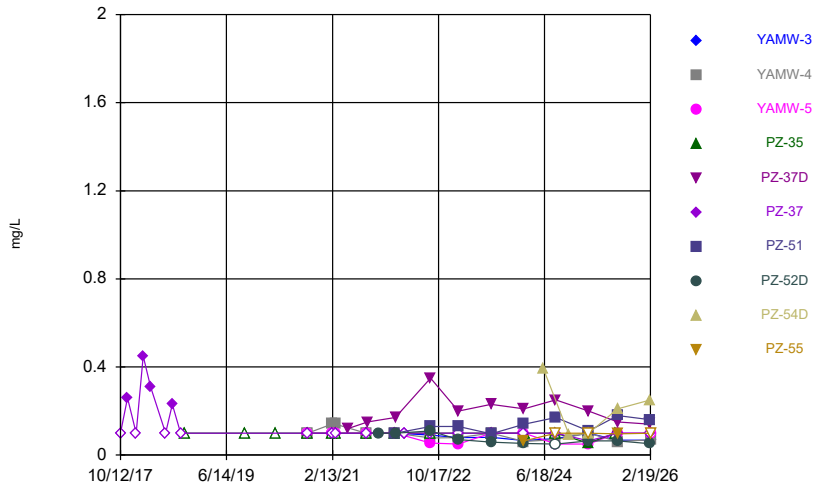

Constituent: Fluoride Analysis Run 5/6/2026 8:26 PM
Plant Yates Client: Southern Company Data: Yates AMA-R6

Sanitas™ v.10.1.06e Software licensed to Groundwater Stats Consulting. UG
Hollow symbols indicate censored values.

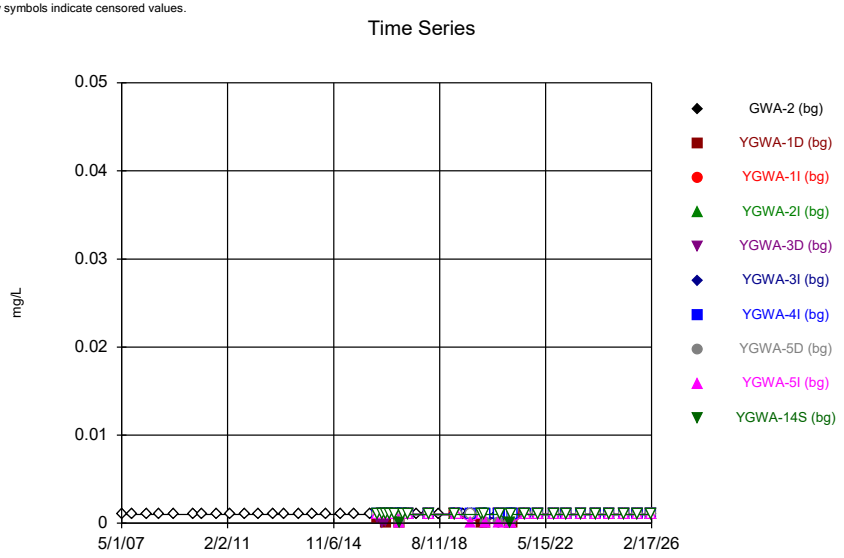

Constituent: Lead Analysis Run 5/6/2026 8:26 PM
Plant Yates Client: Southern Company Data: Yates AMA-R6

Sanitas™ v.10.1.06e Software licensed to Groundwater Stats Consulting. UG
Hollow symbols indicate censored values.

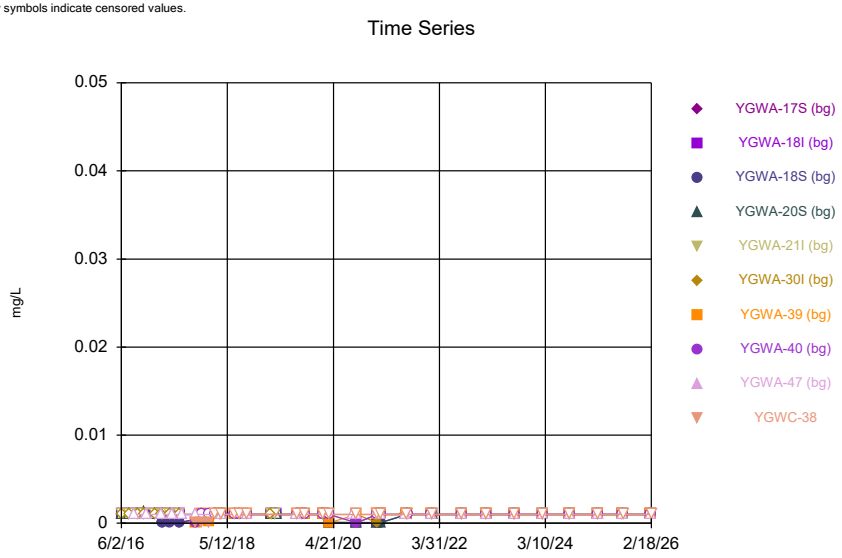

Constituent: Lead Analysis Run 5/6/2026 8:26 PM
Plant Yates Client: Southern Company Data: Yates AMA-R6

Sanitas™ v.10.1.06e Software licensed to Groundwater Stats Consulting. UG
Hollow symbols indicate censored values.

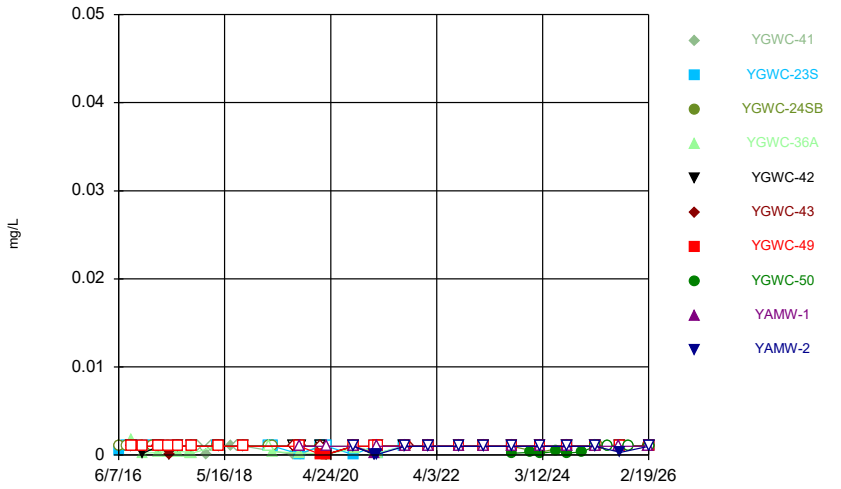

Constituent: Lead Analysis Run 5/6/2026 8:26 PM
Plant Yates Client: Southern Company Data: Yates AMA-R6

Sanitas™ v.10.1.06e Software licensed to Groundwater Stats Consulting. UG
Hollow symbols indicate censored values.

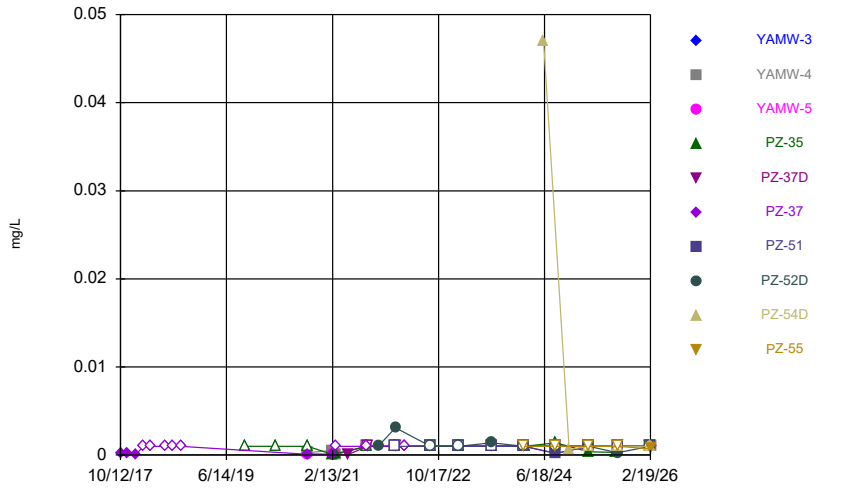

Constituent: Lead Analysis Run 5/6/2026 8:26 PM
Plant Yates Client: Southern Company Data: Yates AMA-R6

Sanitas™ v.10.1.06e Software licensed to Groundwater Stats Consulting. UG
Hollow symbols indicate censored values.

Time Series

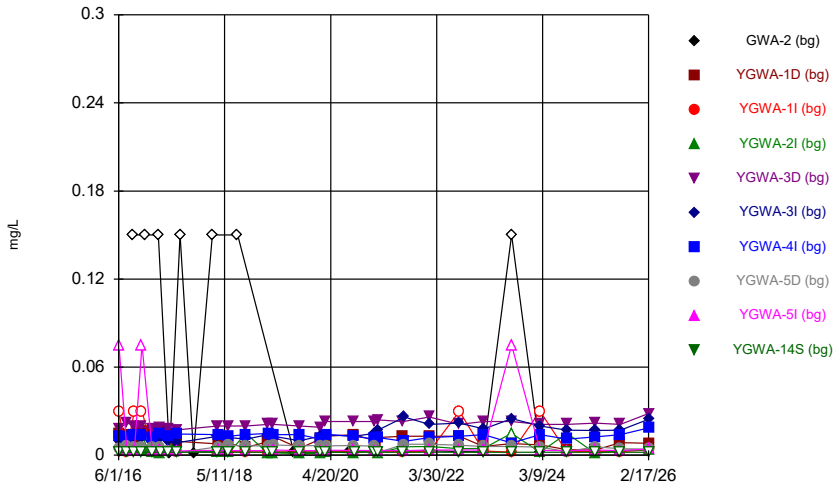

Constituent: Lithium Analysis Run 5/6/2026 8:26 PM
Plant Yates Client: Southern Company Data: Yates AMA-R6

Sanitas™ v.10.1.06e Software licensed to Groundwater Stats Consulting. UG
Hollow symbols indicate censored values.

Time Series

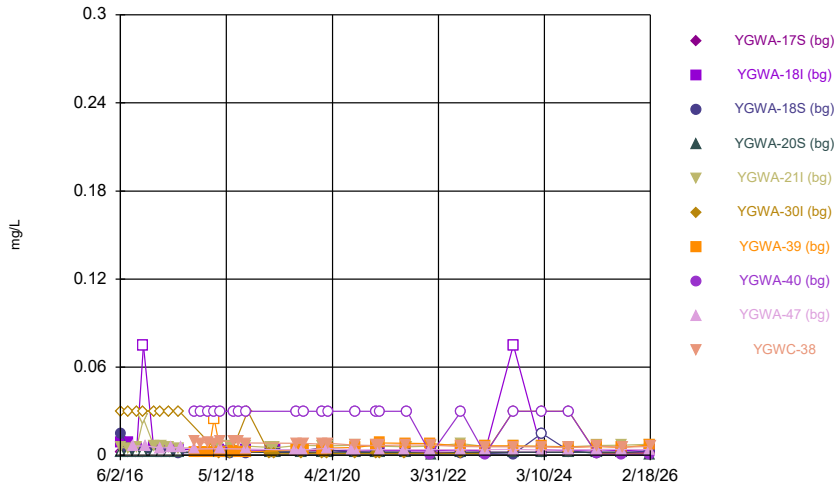

Constituent: Lithium Analysis Run 5/6/2026 8:26 PM
Plant Yates Client: Southern Company Data: Yates AMA-R6

Sanitas™ v.10.1.06e Software licensed to Groundwater Stats Consulting. UG
Hollow symbols indicate censored values.

Time Series

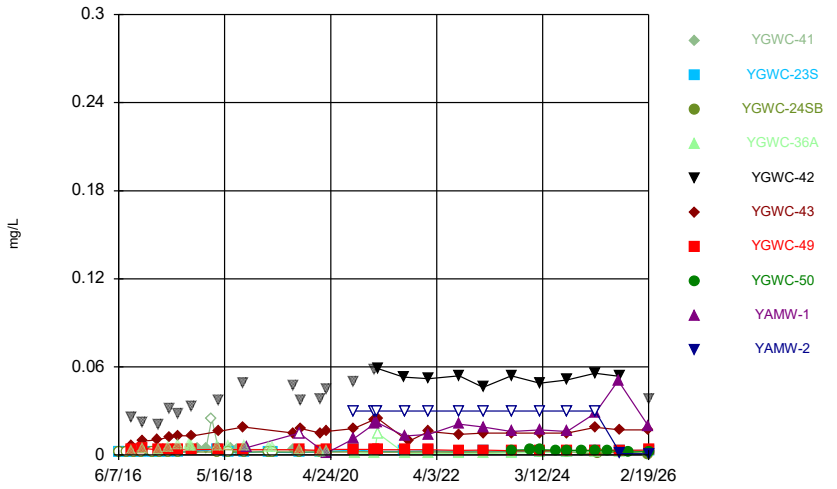

Constituent: Lithium Analysis Run 5/6/2026 8:26 PM
Plant Yates Client: Southern Company Data: Yates AMA-R6

Sanitas™ v.10.1.06e Software licensed to Groundwater Stats Consulting. UG
Hollow symbols indicate censored values.

Time Series

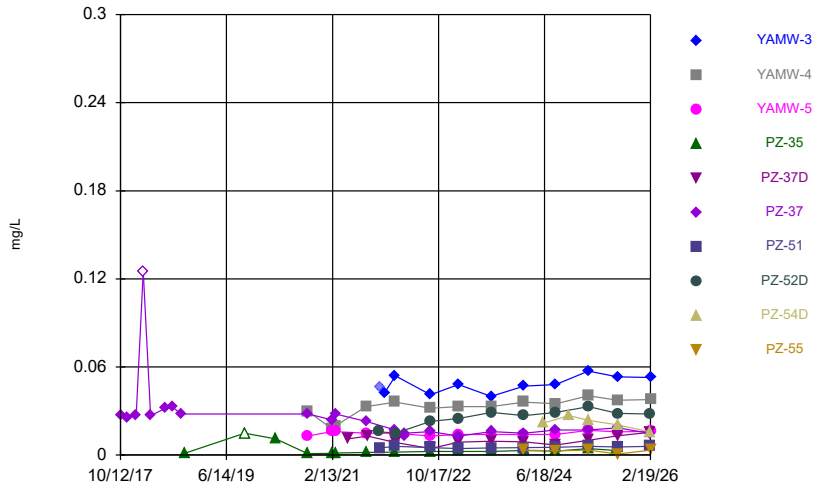

Constituent: Lithium Analysis Run 5/6/2026 8:26 PM
Plant Yates Client: Southern Company Data: Yates AMA-R6

Sanitas™ v.10.1.06e Software licensed to Groundwater Stats Consulting. UG
Hollow symbols indicate censored values.

Time Series

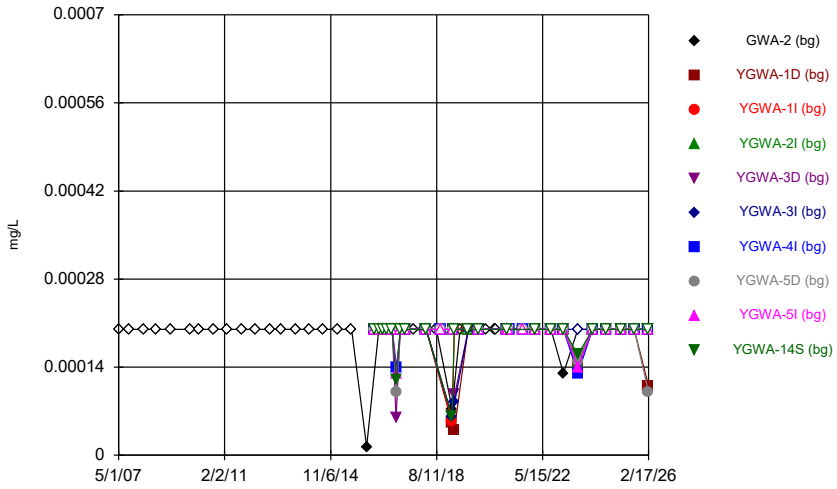

Constituent: Mercury Analysis Run 5/6/2026 8:26 PM
Plant Yates Client: Southern Company Data: Yates AMA-R6

Sanitas™ v.10.1.06e Software licensed to Groundwater Stats Consulting. UG
Hollow symbols indicate censored values.

Time Series

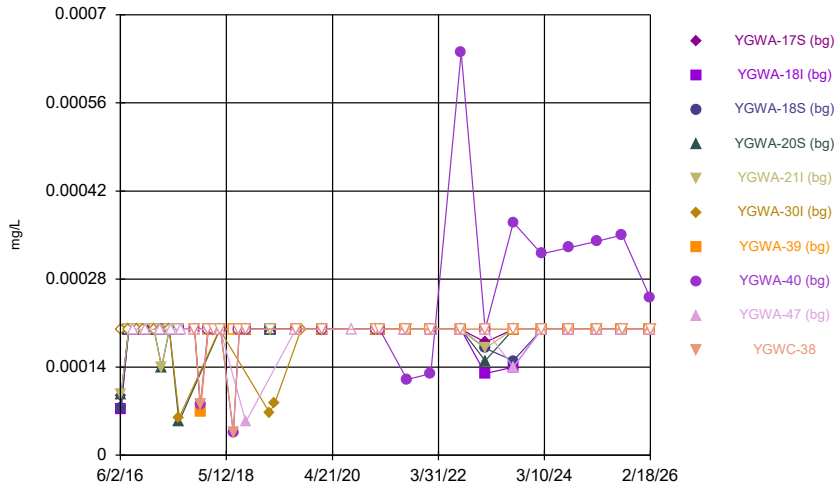

Constituent: Mercury Analysis Run 5/6/2026 8:26 PM
Plant Yates Client: Southern Company Data: Yates AMA-R6

Sanitas™ v.10.1.06e Software licensed to Groundwater Stats Consulting. UG
Hollow symbols indicate censored values.

Time Series

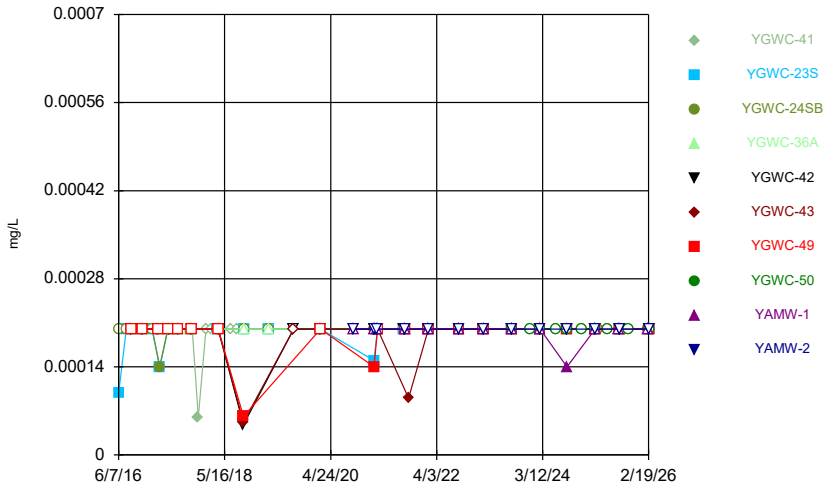

Constituent: Mercury Analysis Run 5/6/2026 8:26 PM
Plant Yates Client: Southern Company Data: Yates AMA-R6

Sanitas™ v.10.1.06e Software licensed to Groundwater Stats Consulting. UG
Hollow symbols indicate censored values.

Time Series

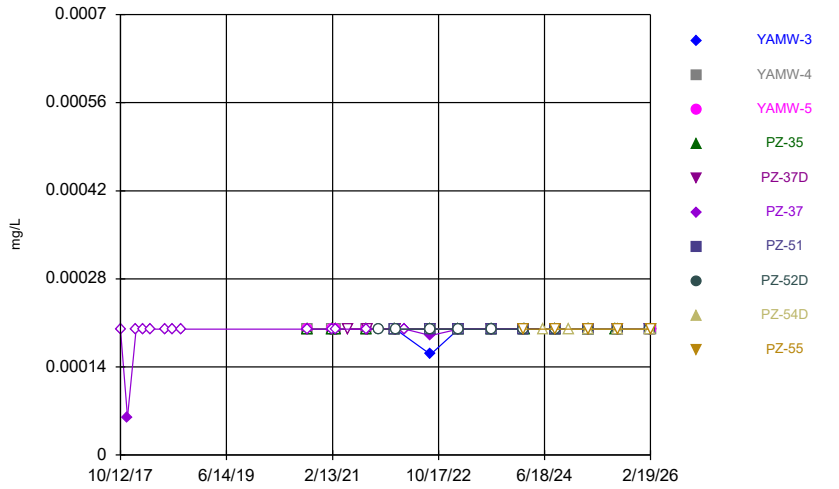

Constituent: Mercury Analysis Run 5/6/2026 8:26 PM
Plant Yates Client: Southern Company Data: Yates AMA-R6

Sanitas™ v.10.1.06e Software licensed to Groundwater Stats Consulting. UG
Hollow symbols indicate censored values.

Time Series

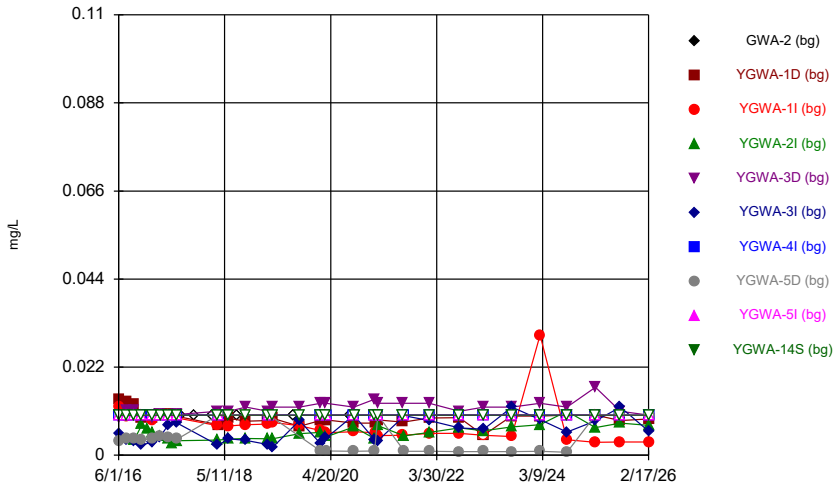

Constituent: Molybdenum Analysis Run 5/6/2026 8:26 PM
Plant Yates Client: Southern Company Data: Yates AMA-R6

Sanitas™ v.10.1.06e Software licensed to Groundwater Stats Consulting. UG
Hollow symbols indicate censored values.

Time Series

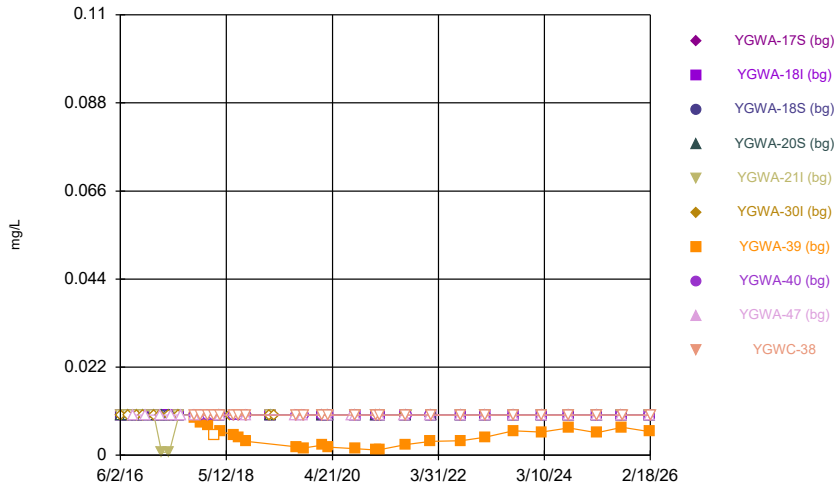

Constituent: Molybdenum Analysis Run 5/6/2026 8:26 PM
Plant Yates Client: Southern Company Data: Yates AMA-R6

Sanitas™ v.10.1.06e Software licensed to Groundwater Stats Consulting. UG
Hollow symbols indicate censored values.

Time Series

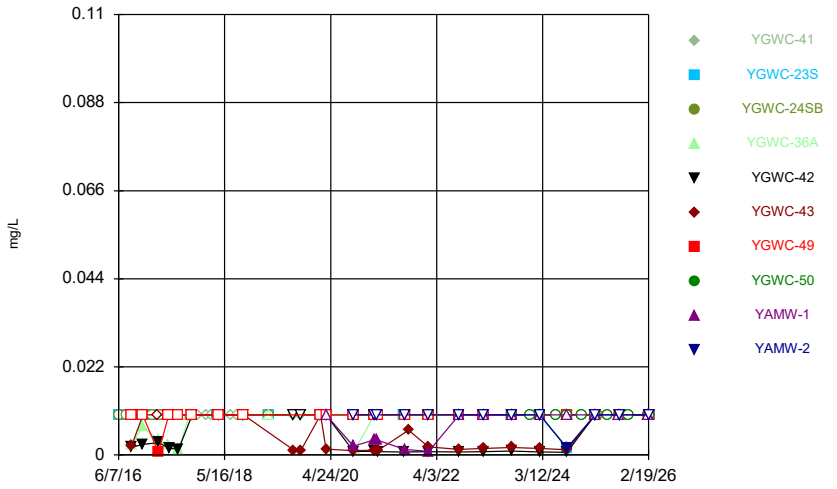

Constituent: Molybdenum Analysis Run 5/6/2026 8:26 PM
Plant Yates Client: Southern Company Data: Yates AMA-R6

Sanitas™ v.10.1.06e Software licensed to Groundwater Stats Consulting. UG
Hollow symbols indicate censored values.

Time Series

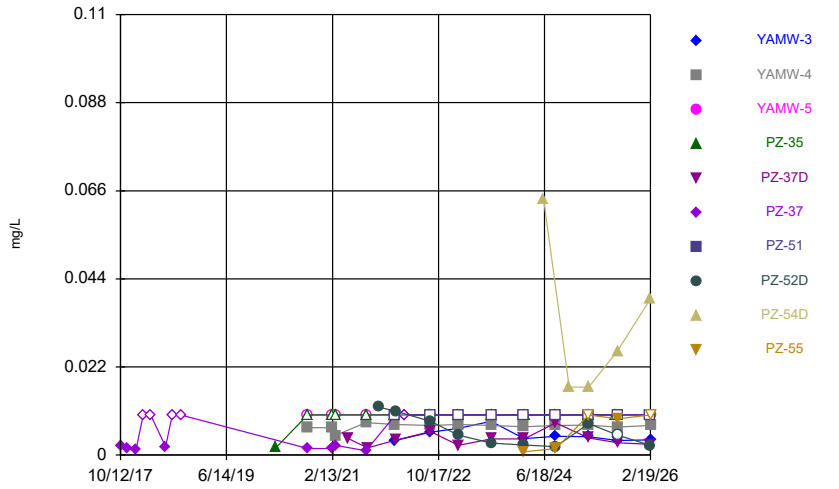

Constituent: Molybdenum Analysis Run 5/6/2026 8:26 PM
Plant Yates Client: Southern Company Data: Yates AMA-R6

Sanitas™ v.10.1.06e Software licensed to Groundwater Stats Consulting. UG

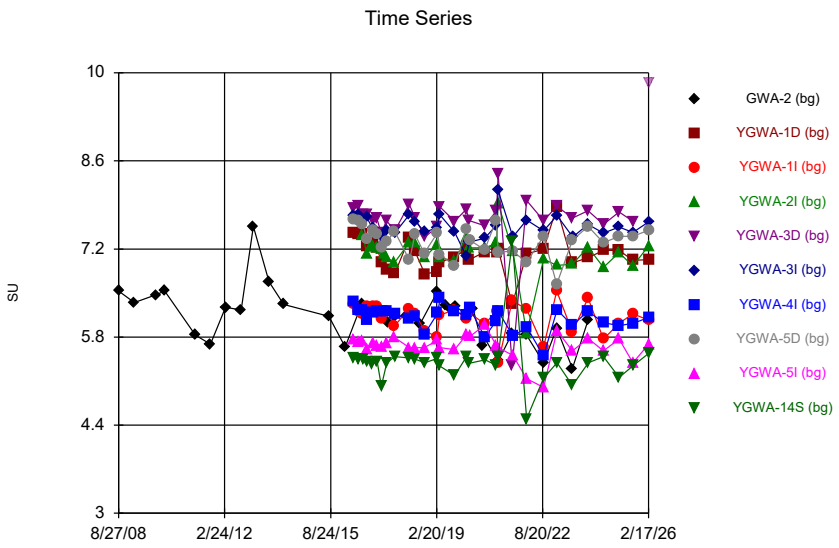

Constituent: pH, Field Analysis Run 5/6/2026 8:26 PM

Plant Yates Client: Southern Company Data: Yates AMA-R6

Sanitas™ v.10.1.06e Software licensed to Groundwater Stats Consulting. UG

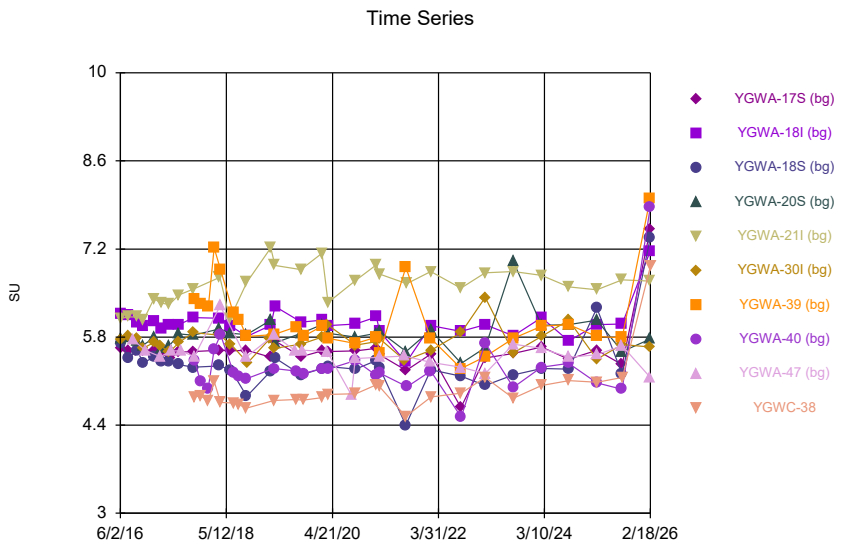

Constituent: pH, Field Analysis Run 5/6/2026 8:26 PM

Plant Yates Client: Southern Company Data: Yates AMA-R6

Sanitas™ v.10.1.06e Software licensed to Groundwater Stats Consulting. UG

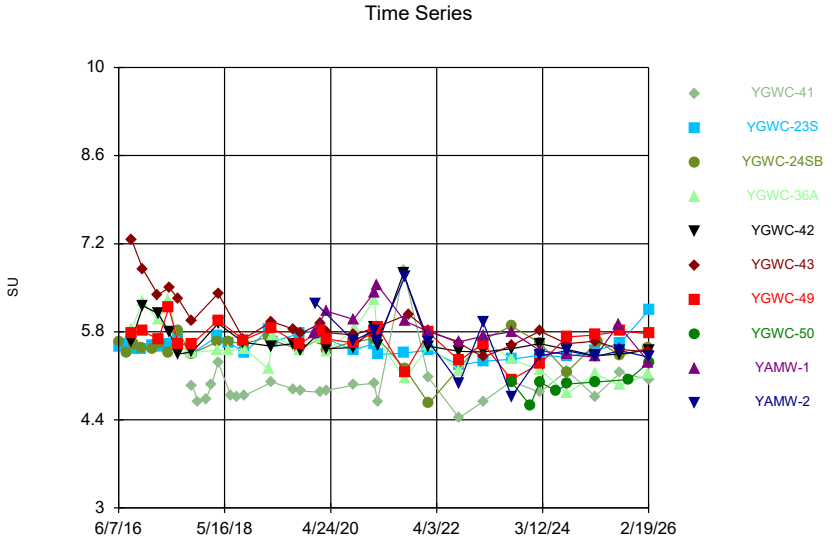

Constituent: pH, Field Analysis Run 5/6/2026 8:27 PM

Plant Yates Client: Southern Company Data: Yates AMA-R6

Sanitas™ v.10.1.06e Software licensed to Groundwater Stats Consulting. UG

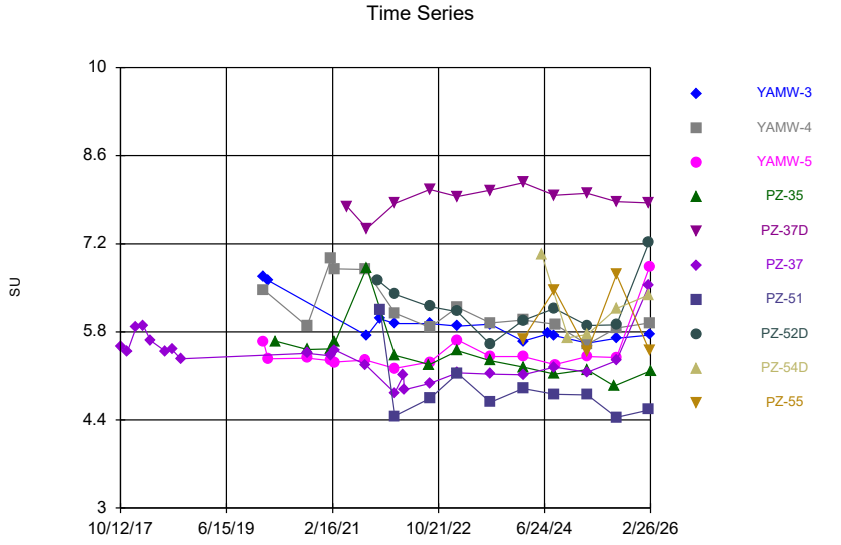

Constituent: pH, Field Analysis Run 5/6/2026 8:27 PM

Plant Yates Client: Southern Company Data: Yates AMA-R6

Sanitas™ v.10.1.06e Software licensed to Groundwater Stats Consulting. UG
Hollow symbols indicate censored values.

Time Series

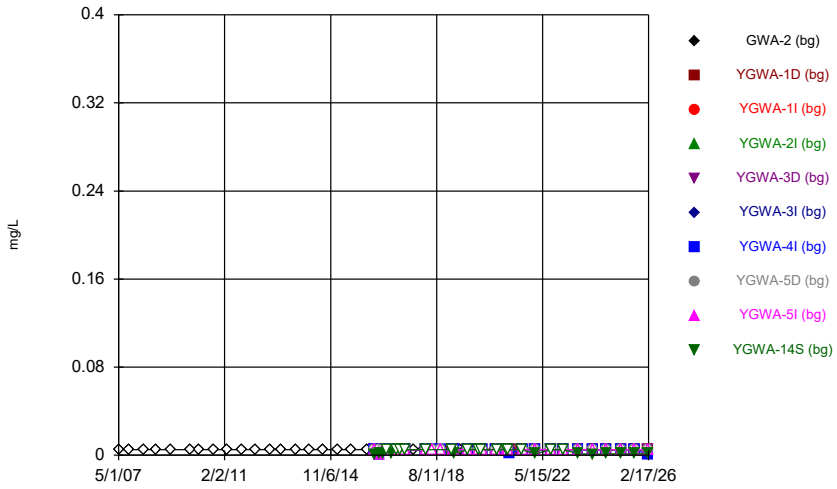

Constituent: Selenium Analysis Run 5/6/2026 8:27 PM
Plant Yates Client: Southern Company Data: Yates AMA-R6

Sanitas™ v.10.1.06e Software licensed to Groundwater Stats Consulting. UG
Hollow symbols indicate censored values.

Time Series

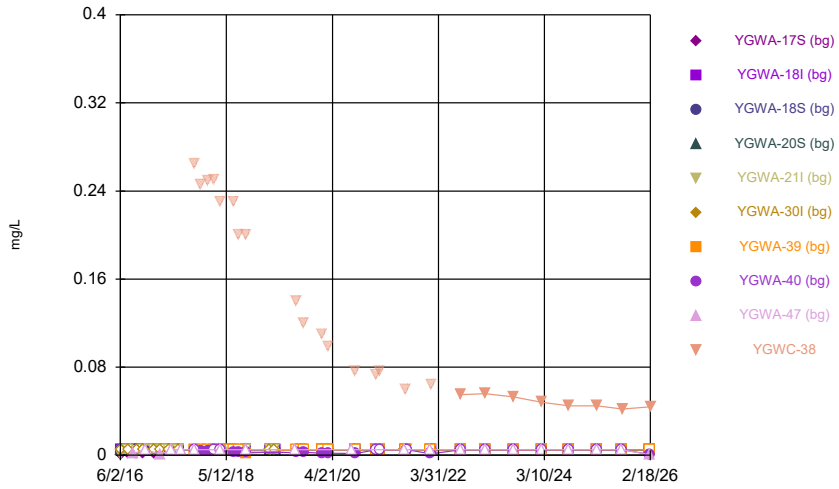

Constituent: Selenium Analysis Run 5/6/2026 8:27 PM
Plant Yates Client: Southern Company Data: Yates AMA-R6

Sanitas™ v.10.1.06e Software licensed to Groundwater Stats Consulting. UG
Hollow symbols indicate censored values.

Time Series

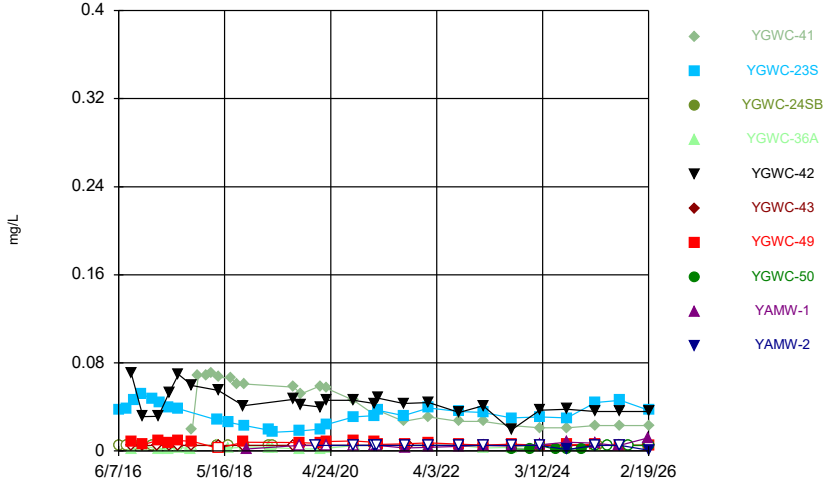

Constituent: Selenium Analysis Run 5/6/2026 8:27 PM
Plant Yates Client: Southern Company Data: Yates AMA-R6

Sanitas™ v.10.1.06e Software licensed to Groundwater Stats Consulting. UG
Hollow symbols indicate censored values.

Time Series

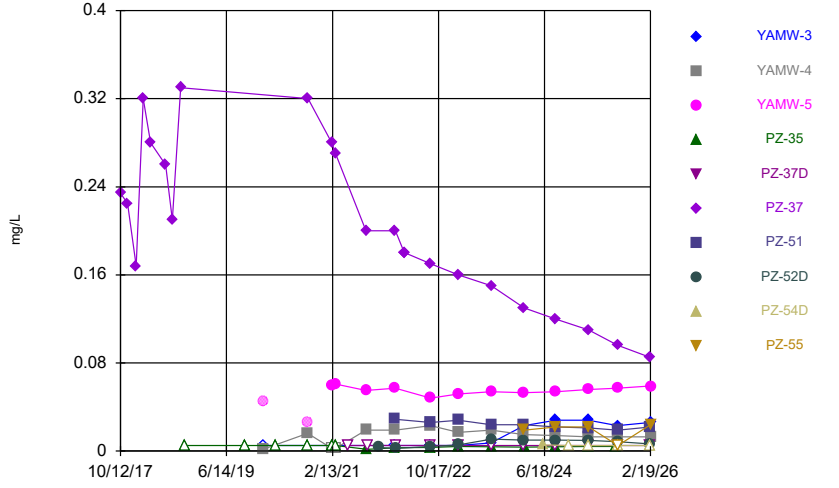

Constituent: Selenium Analysis Run 5/6/2026 8:27 PM
Plant Yates Client: Southern Company Data: Yates AMA-R6

Sanitas™ v.10.1.06e Software licensed to Groundwater Stats Consulting. UG
Hollow symbols indicate censored values.

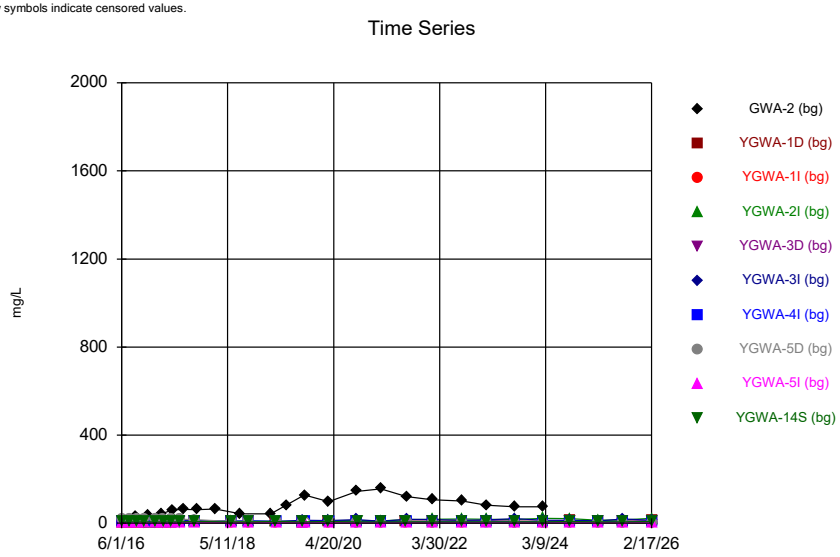

Constituent: Sulfate Analysis Run 5/6/2026 8:27 PM
Plant Yates Client: Southern Company Data: Yates AMA-R6

Sanitas™ v.10.1.06e Software licensed to Groundwater Stats Consulting. UG
Hollow symbols indicate censored values.

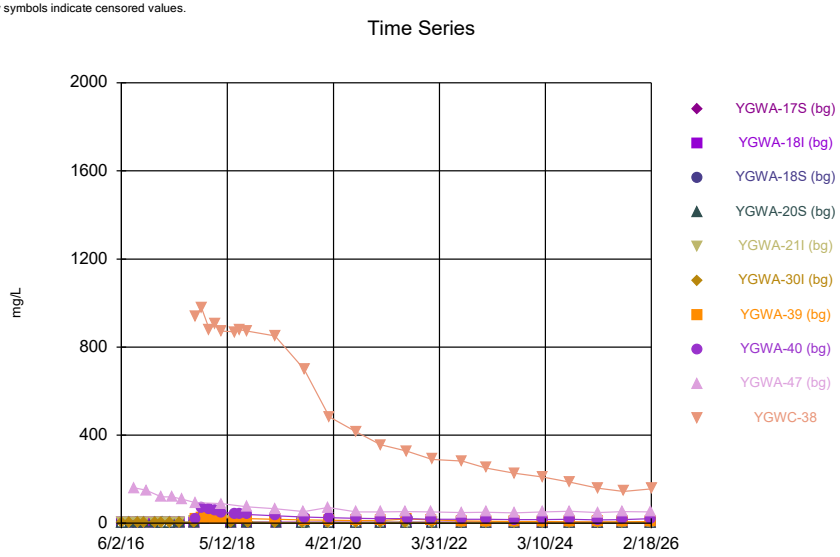

Constituent: Sulfate Analysis Run 5/6/2026 8:27 PM
Plant Yates Client: Southern Company Data: Yates AMA-R6

Sanitas™ v.10.1.06e Software licensed to Groundwater Stats Consulting. UG
Hollow symbols indicate censored values.

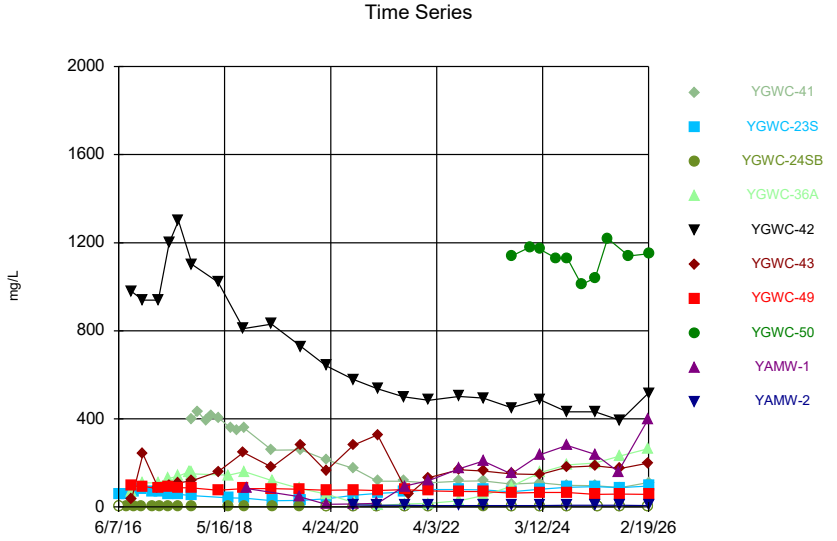

Constituent: Sulfate Analysis Run 5/6/2026 8:27 PM
Plant Yates Client: Southern Company Data: Yates AMA-R6

Sanitas™ v.10.1.06e Software licensed to Groundwater Stats Consulting. UG

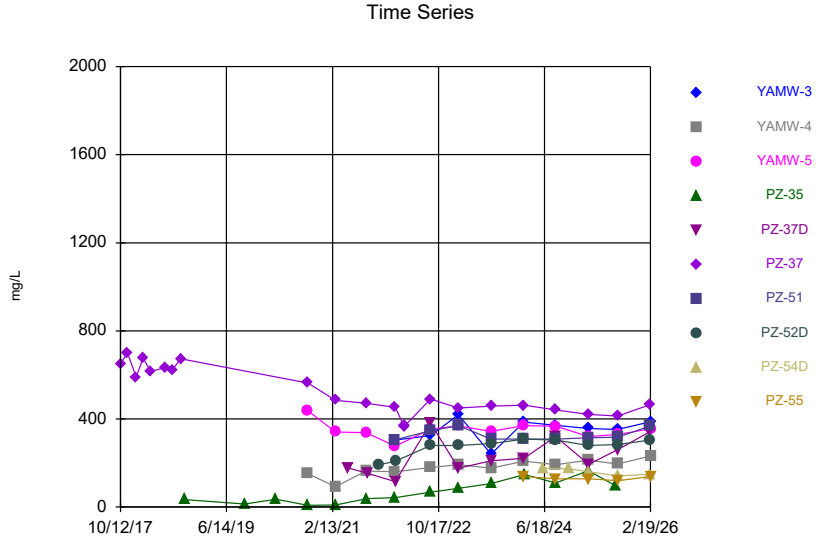

Constituent: Sulfate Analysis Run 5/6/2026 8:27 PM
Plant Yates Client: Southern Company Data: Yates AMA-R6

Sanitas™ v.10.1.06e Software licensed to Groundwater Stats Consulting. UG

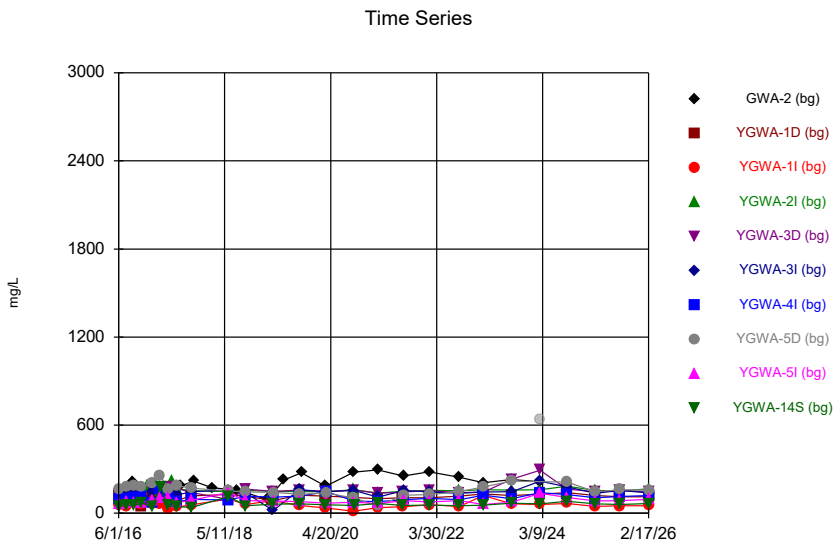

Constituent: TDS Analysis Run 5/6/2026 8:27 PM

Plant Yates Client: Southern Company Data: Yates AMA-R6

Sanitas™ v.10.1.06e Software licensed to Groundwater Stats Consulting. UG

Hollow symbols indicate censored values.

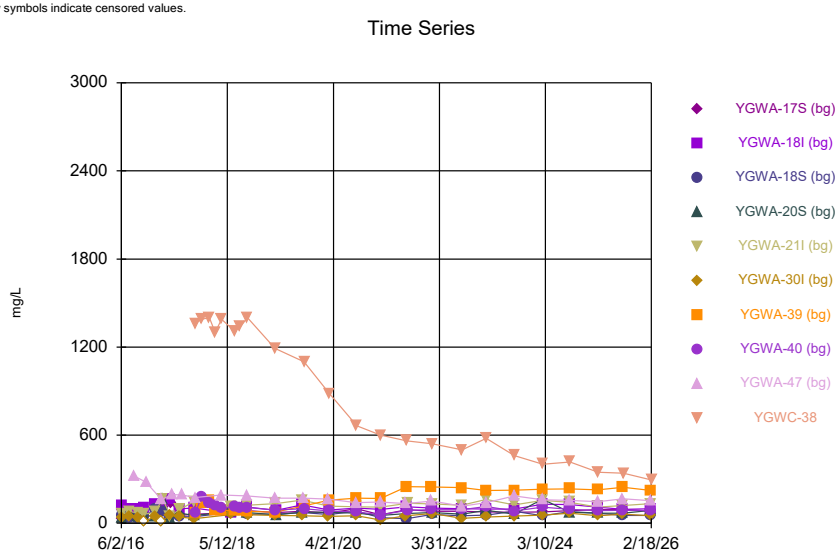

Constituent: TDS Analysis Run 5/6/2026 8:27 PM

Plant Yates Client: Southern Company Data: Yates AMA-R6

Sanitas™ v.10.1.06e Software licensed to Groundwater Stats Consulting. UG

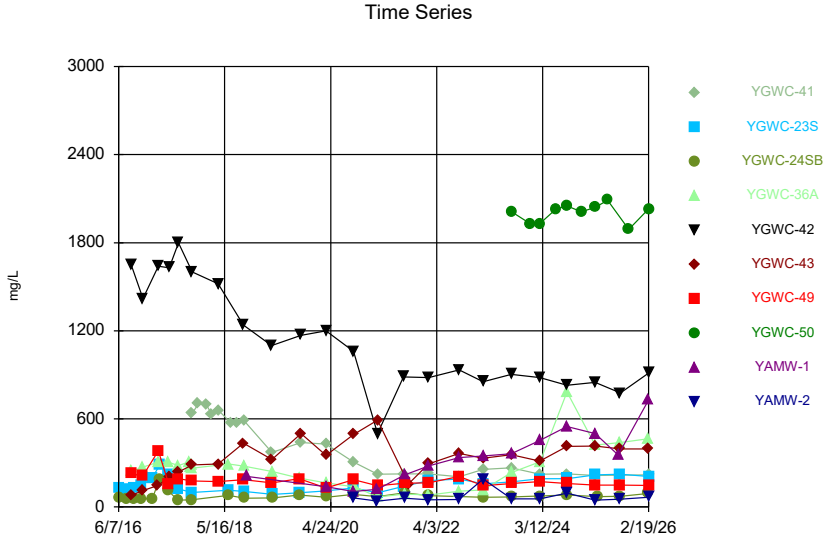

Constituent: TDS Analysis Run 5/6/2026 8:27 PM

Plant Yates Client: Southern Company Data: Yates AMA-R6

Sanitas™ v.10.1.06e Software licensed to Groundwater Stats Consulting. UG

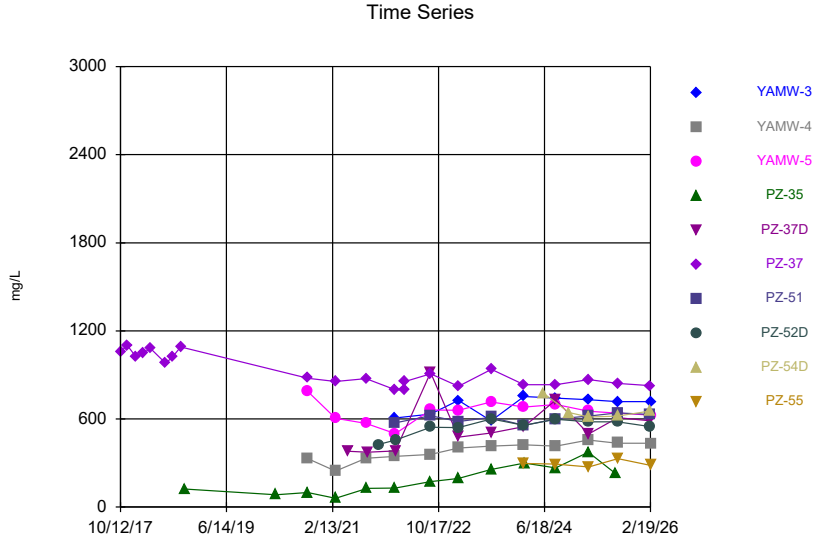

Constituent: TDS Analysis Run 5/6/2026 8:27 PM

Plant Yates Client: Southern Company Data: Yates AMA-R6

Sanitas™ v.10.1.06e Software licensed to Groundwater Stats Consulting. UG
Hollow symbols indicate censored values.

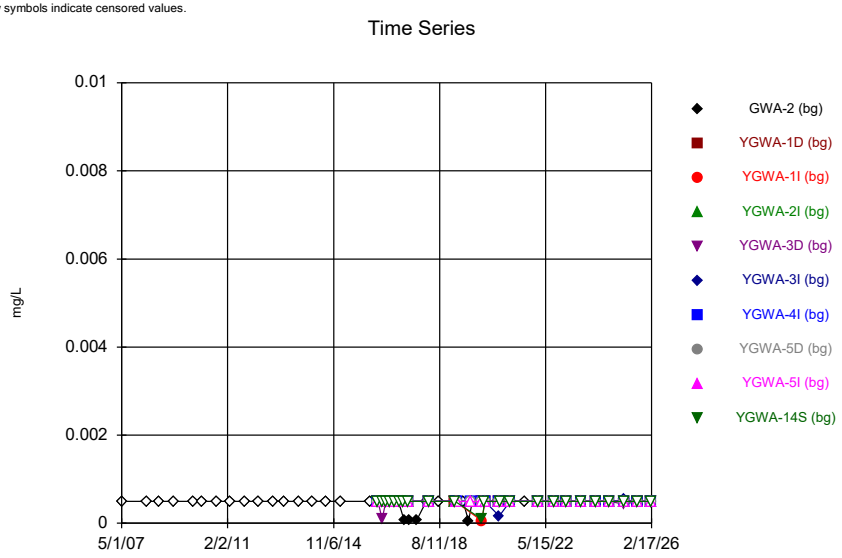

Constituent: Thallium Analysis Run 5/6/2026 8:27 PM
Plant Yates Client: Southern Company Data: Yates AMA-R6

Sanitas™ v.10.1.06e Software licensed to Groundwater Stats Consulting. UG
Hollow symbols indicate censored values.

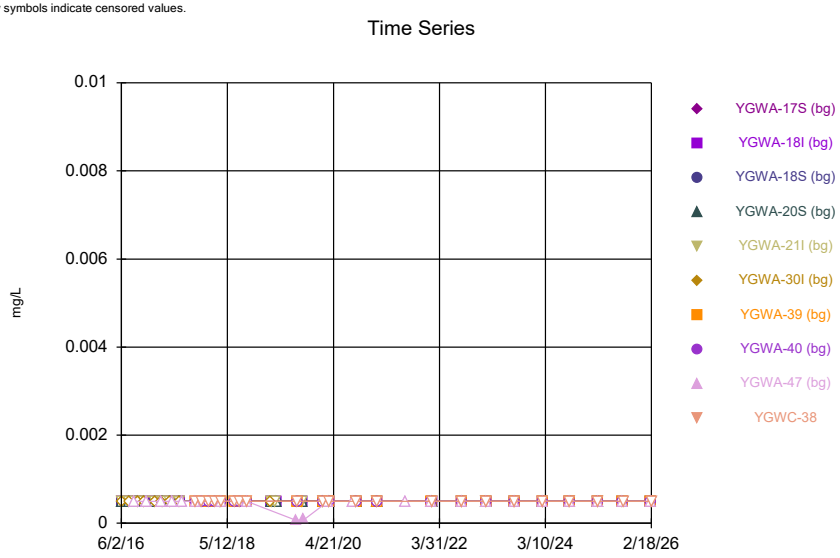

Constituent: Thallium Analysis Run 5/6/2026 8:27 PM
Plant Yates Client: Southern Company Data: Yates AMA-R6

Sanitas™ v.10.1.06e Software licensed to Groundwater Stats Consulting. UG
Hollow symbols indicate censored values.

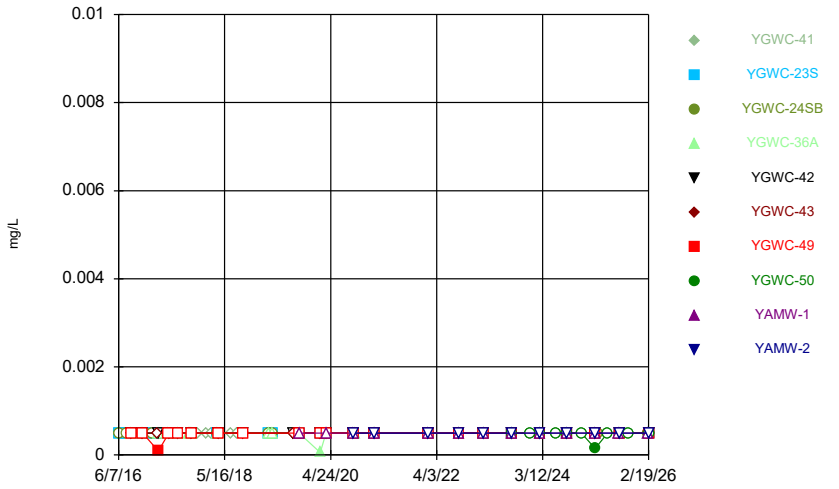

Constituent: Thallium Analysis Run 5/6/2026 8:27 PM
Plant Yates Client: Southern Company Data: Yates AMA-R6

Sanitas™ v.10.1.06e Software licensed to Groundwater Stats Consulting. UG
Hollow symbols indicate censored values.

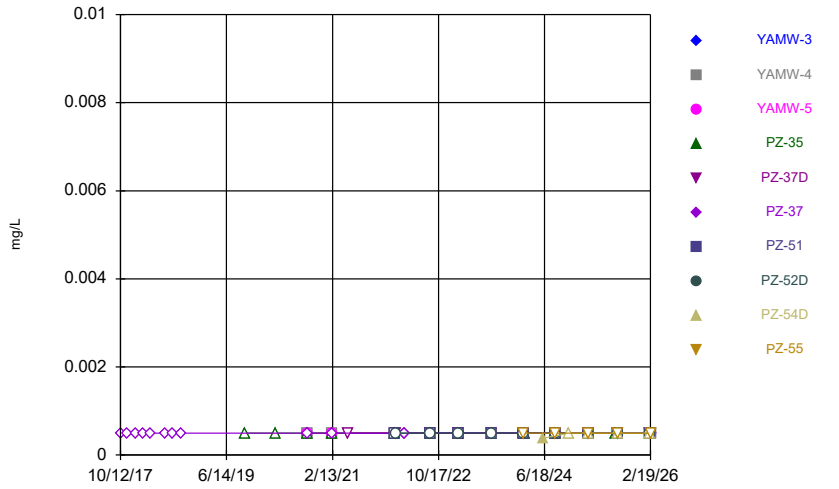

Constituent: Thallium Analysis Run 5/6/2026 8:27 PM
Plant Yates Client: Southern Company Data: Yates AMA-R6

Time Series

Constituent: Antimony (mg/L) Analysis Run 5/6/2026 8:28 PM

Plant Yates Client: Southern Company Data: Yates AMA-R6

	GWA-2 (bg)	YGWA-1D (bg)	YGWA-1I (bg)	YGWA-2I (bg)	YGWA-3D (bg)	YGWA-3I (bg)	YGWA-4I (bg)	YGWA-5D (bg)	YGWA-5I (bg)
5/1/2007	<0.002								
9/12/2007	<0.002								
3/20/2008	<0.002								
8/27/2008	<0.002								
3/3/2009	<0.002								
11/18/2009	<0.002								
3/3/2010	<0.002								
9/8/2010	<0.002								
3/10/2011	<0.002								
9/8/2011	<0.002								
3/5/2012	<0.002								
9/10/2012	<0.002								
2/6/2013	<0.002								
8/12/2013	<0.002								
2/5/2014	<0.002								
8/5/2014	<0.002								
2/4/2015	<0.002								
8/3/2015	<0.002								
2/16/2016	<0.002								
6/1/2016		<0.002	<0.002			<0.002			
6/2/2016					<0.002		<0.002	<0.002	<0.002
7/21/2016	0.0007 (J)								
7/25/2016			0.001 (J)			<0.002			
7/26/2016		0.001 (J)			0.002 (J)		0.0003 (J)	<0.002	<0.002
8/31/2016	<0.002								
9/13/2016		0.001 (J)	<0.002						
9/14/2016				<0.002		<0.002	<0.002	<0.002	<0.002
9/15/2016					0.0027 (J)				
11/1/2016		0.0015 (J)			<0.002	<0.002			
11/2/2016							<0.002	<0.002	
11/4/2016			<0.002	<0.002					<0.002
11/28/2016	0.0014 (J)								
12/15/2016				0.0012 (J)					
1/10/2017									
1/11/2017		<0.002			<0.002	<0.002			
1/12/2017								<0.002	<0.002
1/13/2017							<0.002		
1/16/2017			<0.002	<0.002					
2/22/2017	<0.002								
3/1/2017						<0.002			
3/2/2017		0.0004 (J)	<0.002		0.0008 (J)				
3/3/2017				<0.002					
3/6/2017							<0.002		
3/7/2017								<0.002	<0.002
3/8/2017									
4/26/2017					<0.002	<0.002			
4/27/2017		0.0004 (J)	0.0017 (J)						
4/28/2017				0.0015 (J)					
5/1/2017							<0.002	<0.002	
5/2/2017									<0.002
5/8/2017	<0.002								
5/26/2017				0.0005 (J)					

ND substitution: RL or RL/2 if <15% NDs.

Time Series

Constituent: Antimony (mg/L) Analysis Run 5/6/2026 8:28 PM

Plant Yates Client: Southern Company Data: Yates AMA-R6

	GWA-2 (bg)	YGWA-1D (bg)	YGWA-1I (bg)	YGWA-2I (bg)	YGWA-3D (bg)	YGWA-3I (bg)	YGWA-4I (bg)	YGWA-5D (bg)	YGWA-5I (bg)
6/27/2017		<0.002	<0.002					<0.002	<0.002
6/28/2017				<0.002	<0.002	<0.002			
6/29/2017							<0.002		
6/30/2017									
7/17/2017	<0.002								
10/16/2017	<0.002								
2/19/2018	<0.002								
3/27/2018			<0.002						
3/28/2018				<0.002	<0.002	<0.002			
3/29/2018		<0.002					<0.002	<0.002	<0.002
8/6/2018	<0.002								
2/25/2019	<0.002								
2/26/2019									
2/27/2019		<0.002	<0.002	<0.002	<0.002	<0.002			
3/4/2019							<0.002	<0.002	<0.002
4/3/2019							<0.002	<0.002	<0.002
6/12/2019	<0.002								
8/19/2019	<0.002								
9/24/2019								<0.002	<0.002
9/25/2019							<0.002		
10/8/2019	<0.002								
2/10/2020		0.00088 (J)	<0.002						
2/11/2020				0.00036 (J)		<0.002			
2/12/2020					<0.002		<0.002	<0.002	<0.002
3/17/2020	<0.002								
3/18/2020			0.0004 (J)						
3/19/2020		<0.002		0.0003 (J)	0.00064 (J)	<0.002			
3/24/2020								<0.002	<0.002
3/25/2020							<0.002		
8/26/2020	0.00042 (J)								
9/22/2020	0.00044 (J)						<0.002	<0.002	<0.002
9/23/2020		<0.002	<0.002	<0.002	<0.002	<0.002			
9/25/2020									
2/8/2021								<0.002	<0.002
2/9/2021							<0.002		
2/10/2021				0.0013 (J)	<0.002	<0.002			
2/12/2021		<0.002	<0.002						
3/2/2021	<0.002							<0.002	<0.002
3/3/2021		<0.002	<0.002	<0.002	<0.002	<0.002	<0.002		
8/19/2021		<0.002	<0.002		<0.002				
8/20/2021	<0.002								
8/26/2021							<0.002	<0.002	<0.002
8/27/2021				<0.002		<0.002			
2/8/2022	<0.002								
2/9/2022		<0.002	<0.002	<0.002	0.0018 (J)	<0.002			
2/10/2022								<0.002	<0.002
2/11/2022							<0.002		
8/30/2022	<0.002	<0.002		<0.002				<0.002	<0.002
8/31/2022			<0.002		<0.002	<0.002	<0.002		
2/7/2023	<0.002	<0.002	<0.002	<0.002				<0.002	
2/8/2023					<0.002	<0.002			
2/9/2023							<0.002		<0.002

ND substitution: RL or RL/2 if <15% NDs.

Time Series

Constituent: Antimony (mg/L) Analysis Run 5/6/2026 8:28 PM

Plant Yates Client: Southern Company Data: Yates AMA-R6

	GWA-2 (bg)	YGWA-1D (bg)	YGWA-1I (bg)	YGWA-2I (bg)	YGWA-3D (bg)	YGWA-3I (bg)	YGWA-4I (bg)	YGWA-5D (bg)	YGWA-5I (bg)
8/15/2023	<0.002	<0.002	<0.002	<0.002	<0.002		<0.002	<0.002	<0.002
8/16/2023						<0.002			
2/20/2024	0.0026 (J)	0.0023 (J)	<0.002	0.00067 (J)	<0.002	<0.002	0.00061 (J)	<0.002	<0.002
2/23/2024									
8/20/2024		0.00088 (J)	<0.002	<0.002	<0.002	<0.002	<0.002	<0.002	<0.002
2/25/2025		<0.002	<0.002	<0.002	0.00072 (J)	<0.002	<0.002	<0.002	<0.002
8/12/2025		<0.002	<0.002	<0.002	<0.002	<0.002	<0.002	<0.002	<0.002
2/17/2026		<0.002	<0.002	0.00063 (J)	0.00089 (J)	<0.002	0.00045 (J)	<0.002	<0.002

ND substitution: RL or RL/2 if <15% NDs.

Time Series

Constituent: Antimony (mg/L) Analysis Run 5/6/2026 8:28 PM

Plant Yates Client: Southern Company Data: Yates AMA-R6

	YGWA-14S (bg)
5/1/2007	
9/12/2007	
3/20/2008	
8/27/2008	
3/3/2009	
11/18/2009	
3/3/2010	
9/8/2010	
3/10/2011	
9/8/2011	
3/5/2012	
9/10/2012	
2/6/2013	
8/12/2013	
2/5/2014	
8/5/2014	
2/4/2015	
8/3/2015	
2/16/2016	
6/1/2016	
6/2/2016	<0.002
7/21/2016	
7/25/2016	
7/26/2016	0.0005 (J)
8/31/2016	
9/13/2016	
9/14/2016	
9/15/2016	<0.002
11/1/2016	
11/2/2016	<0.002
11/4/2016	
11/28/2016	
12/15/2016	
1/10/2017	<0.002
1/11/2017	
1/12/2017	
1/13/2017	
1/16/2017	
2/22/2017	
3/1/2017	
3/2/2017	
3/3/2017	
3/6/2017	
3/7/2017	
3/8/2017	<0.002
4/26/2017	<0.002
4/27/2017	
4/28/2017	
5/1/2017	
5/2/2017	
5/8/2017	
5/26/2017	

ND substitution: RL or RL/2 if <15% NDs.

Time Series

Constituent: Antimony (mg/L) Analysis Run 5/6/2026 8:28 PM

Plant Yates Client: Southern Company Data: Yates AMA-R6

	YGWA-14S (bg)
6/27/2017	
6/28/2017	
6/29/2017	
6/30/2017	<0.002
7/17/2017	
10/16/2017	
2/19/2018	
3/27/2018	<0.002
3/28/2018	
3/29/2018	
8/6/2018	
2/25/2019	
2/26/2019	<0.002
2/27/2019	
3/4/2019	
4/3/2019	
6/12/2019	
8/19/2019	
9/24/2019	
9/25/2019	
10/8/2019	
2/10/2020	
2/11/2020	
2/12/2020	<0.002
3/17/2020	
3/18/2020	<0.002
3/19/2020	
3/24/2020	
3/25/2020	
8/26/2020	
9/22/2020	
9/23/2020	
9/25/2020	<0.002
2/8/2021	
2/9/2021	
2/10/2021	<0.002
2/12/2021	
3/2/2021	<0.002
3/3/2021	
8/19/2021	<0.002
8/20/2021	
8/26/2021	
8/27/2021	
2/8/2022	
2/9/2022	
2/10/2022	<0.002
2/11/2022	
8/30/2022	
8/31/2022	<0.002
2/7/2023	
2/8/2023	<0.002
2/9/2023	

ND substitution: RL or RL/2 if <15% NDs.

Time Series

Constituent: Antimony (mg/L) Analysis Run 5/6/2026 8:28 PM

Plant Yates Client: Southern Company Data: Yates AMA-R6

	YGWA-14S (bg)
8/15/2023	<0.002
8/16/2023	
2/20/2024	
2/23/2024	<0.002
8/20/2024	<0.002
2/25/2025	<0.002
8/12/2025	<0.002
2/17/2026	<0.002

ND substitution: RL or RL/2 if <15% NDs.

Time Series

Constituent: Antimony (mg/L) Analysis Run 5/6/2026 8:28 PM

Plant Yates Client: Southern Company Data: Yates AMA-R6

	YGWA-17S (bg)	YGWA-18I (bg)	YGWA-18S (bg)	YGWA-20S (bg)	YGWA-21I (bg)	YGWA-30I (bg)	YGWA-39 (bg)	YGWA-40 (bg)	YGWA-47 (bg)
6/2/2016						<0.002			
6/6/2016		<0.002	<0.002						
6/7/2016	<0.002			<0.002	<0.002				
7/25/2016						0.0007 (J)			
7/27/2016	<0.002	0.0005 (J)	<0.002	<0.002					
7/28/2016					<0.002				
8/30/2016									0.0028 (J)
9/16/2016	<0.002		<0.002						
9/19/2016		<0.002		<0.002	0.001 (J)	<0.002			
11/1/2016						<0.002			
11/2/2016				<0.002					
11/3/2016	<0.002	<0.002	<0.002		<0.002				
11/14/2016									<0.002
1/11/2017	<0.002	<0.002	<0.002						
1/13/2017				<0.002	<0.002				
1/16/2017						<0.002			
2/21/2017						<0.002			
2/24/2017									<0.002
3/1/2017		<0.002	<0.002						
3/2/2017	<0.002								
3/6/2017				<0.002	0.0005 (J)				
4/26/2017		<0.002	<0.002	<0.002	<0.002	<0.002			
5/2/2017	<0.002								
5/8/2017									0.0004 (J)
6/28/2017		<0.002	<0.002						
6/29/2017	<0.002			<0.002	<0.002				
6/30/2017						<0.002			
7/11/2017									0.0006 (J)
10/10/2017									<0.002
10/11/2017							0.0006 (J)		
10/12/2017								<0.002	
11/20/2017							<0.002	<0.002	
1/10/2018								<0.002	
1/11/2018							<0.002		
1/12/2018									
2/19/2018								<0.002	
2/20/2018							<0.002		
3/27/2018						<0.002			
3/28/2018	<0.002	<0.002	<0.002						
3/29/2018				<0.002	<0.002				
4/2/2018									<0.002
4/3/2018							<0.002	<0.002	
6/28/2018							<0.002	<0.002	
8/7/2018							<0.002	<0.002	
9/19/2018									<0.002
9/24/2018							<0.002	<0.002	
2/26/2019						<0.002			
3/5/2019	<0.002		<0.002	<0.002	0.0011 (J)				
3/6/2019		<0.002							
4/2/2019	<0.002				0.0011 (J)				
4/3/2019		<0.002	<0.002	<0.002					
8/20/2019									<0.002

ND substitution: RL or RL/2 if <15% NDs.

Time Series

Constituent: Antimony (mg/L) Analysis Run 5/6/2026 8:28 PM

Plant Yates Client: Southern Company Data: Yates AMA-R6

	YGWA-17S (bg)	YGWA-18I (bg)	YGWA-18S (bg)	YGWA-20S (bg)	YGWA-21I (bg)	YGWA-30I (bg)	YGWA-39 (bg)	YGWA-40 (bg)	YGWA-47 (bg)
8/21/2019							<0.002	<0.002	
8/22/2019									
9/24/2019					0.0035				
9/25/2019	<0.002			<0.002					
9/26/2019		0.00056 (J)	<0.002						
2/11/2020	<0.002	<0.002	<0.002						
2/12/2020				<0.002	0.0015 (J)	<0.002	<0.002	<0.002	
2/14/2020									
3/19/2020						<0.002			
3/24/2020	<0.002	<0.002	<0.002	<0.002	0.0017 (J)			<0.002	
3/25/2020							0.0014 (J)		
8/27/2020									0.00048 (J)
9/22/2020									<0.002
9/23/2020	<0.002	<0.002	<0.002						
9/24/2020				<0.002	0.0047	<0.002	<0.002	<0.002	
9/25/2020									
2/9/2021	<0.002	<0.002	<0.002	0.00032 (J)	0.0013 (J)				
2/10/2021							<0.002	<0.002	
2/11/2021						<0.002			
3/1/2021						<0.002			0.00048 (J)
3/3/2021	<0.002	<0.002	0.00067 (J)	<0.002					
3/4/2021					0.0014 (J)		<0.002	<0.002	
8/19/2021						<0.002			<0.002
8/26/2021			<0.002				<0.002		
8/27/2021	<0.002	<0.002		<0.002					
9/1/2021					<0.002				
9/3/2021								<0.002	
2/8/2022							<0.002	<0.002	<0.002
2/9/2022	<0.002	<0.002	<0.002	<0.002	<0.002				
2/10/2022									
2/11/2022						<0.002			
8/30/2022	<0.002	<0.002	<0.002		0.0046				
8/31/2022				<0.002		<0.002	<0.002	<0.002	<0.002
9/1/2022									
2/7/2023	0.0013 (J)	<0.002	<0.002	<0.002	<0.002		<0.002		
2/8/2023						<0.002		<0.002	<0.002
8/15/2023	<0.002	<0.002	<0.002	<0.002	<0.002		<0.002	<0.002	<0.002
8/16/2023						<0.002			
2/20/2024	<0.002	<0.002		<0.002	0.0013 (J)	<0.002	<0.002	<0.002	<0.002
2/22/2024									
2/23/2024			<0.002						
8/20/2024	<0.002	<0.002		<0.002	<0.002	<0.002			<0.002
8/21/2024			<0.002				<0.002	<0.002	
8/23/2024									
2/25/2025	<0.002	<0.002	<0.002	<0.002	0.00054 (J)	<0.002	<0.002	<0.002	<0.002
2/26/2025									
8/12/2025	<0.002	<0.002	<0.002	<0.002	0.00064 (J)	<0.002	<0.002	<0.002	<0.002
8/14/2025									
2/17/2026	<0.002	<0.002	<0.002	<0.002	0.00089 (J)	<0.002	<0.002	<0.002	<0.002
2/18/2026									

ND substitution: RL or RL/2 if <15% NDs.

Time Series

Constituent: Antimony (mg/L) Analysis Run 5/6/2026 8:28 PM

Plant Yates Client: Southern Company Data: Yates AMA-R6

	YGWC-38
6/2/2016	
6/6/2016	
6/7/2016	
7/25/2016	
7/27/2016	
7/28/2016	
8/30/2016	
9/16/2016	
9/19/2016	
11/1/2016	
11/2/2016	
11/3/2016	
11/14/2016	
1/11/2017	
1/13/2017	
1/16/2017	
2/21/2017	
2/24/2017	
3/1/2017	
3/2/2017	
3/6/2017	
4/26/2017	
5/2/2017	
5/8/2017	
6/28/2017	
6/29/2017	
6/30/2017	
7/11/2017	
10/10/2017	
10/11/2017	
10/12/2017	<0.002
11/20/2017	<0.002
1/10/2018	
1/11/2018	
1/12/2018	<0.002
2/19/2018	
2/20/2018	<0.002
3/27/2018	
3/28/2018	
3/29/2018	
4/2/2018	
4/3/2018	<0.002
6/28/2018	<0.002
8/7/2018	0.0015 (J)
9/19/2018	
9/24/2018	<0.002
2/26/2019	
3/5/2019	
3/6/2019	
4/2/2019	
4/3/2019	
8/20/2019	

ND substitution: RL or RL/2 if <15% NDs.

Time Series

Constituent: Antimony (mg/L) Analysis Run 5/6/2026 8:28 PM

Plant Yates Client: Southern Company Data: Yates AMA-R6

	YGWC-38
8/21/2019	
8/22/2019	<0.002
9/24/2019	
9/25/2019	
9/26/2019	
2/11/2020	
2/12/2020	
2/14/2020	0.00031 (J)
3/19/2020	
3/24/2020	
3/25/2020	0.00063 (J)
8/27/2020	
9/22/2020	
9/23/2020	
9/24/2020	
9/25/2020	0.00061 (J)
2/9/2021	0.00031 (J)
2/10/2021	
2/11/2021	
3/1/2021	
3/3/2021	
3/4/2021	<0.002
8/19/2021	
8/26/2021	<0.002
8/27/2021	
9/1/2021	
9/3/2021	
2/8/2022	
2/9/2022	
2/10/2022	<0.002
2/11/2022	
8/30/2022	
8/31/2022	
9/1/2022	<0.002
2/7/2023	
2/8/2023	<0.002
8/15/2023	
8/16/2023	<0.002
2/20/2024	
2/22/2024	<0.002
2/23/2024	
8/20/2024	
8/21/2024	
8/23/2024	<0.002
2/25/2025	
2/26/2025	<0.002
8/12/2025	
8/14/2025	<0.002
2/17/2026	
2/18/2026	<0.002

ND substitution: RL or RL/2 if <15% NDs.

Time Series

Constituent: Antimony (mg/L) Analysis Run 5/6/2026 8:28 PM

Plant Yates Client: Southern Company Data: Yates AMA-R6

	YGWC-41	YGWC-23S	YGWC-24SB	YGWC-36A	YGWC-42	YGWC-43	YGWC-49	YGWC-50	YAMW-1
6/7/2016		<0.002							
6/8/2016			<0.002						
7/28/2016		<0.002							
8/1/2016			<0.002						
8/30/2016					<0.002				
8/31/2016						<0.002			
9/1/2016							<0.002		
9/2/2016				<0.002					
9/20/2016		<0.002	0.0009 (J)						
11/8/2016		<0.002	<0.002						
11/14/2016				0.0014 (J)					
11/15/2016							<0.002		
11/16/2016					<0.002	<0.002			
1/16/2017		<0.002							
1/17/2017			<0.002						
2/24/2017						<0.002			
2/27/2017					<0.002		0.0011 (J)		
2/28/2017				0.0004 (J)					
3/8/2017			<0.002						
3/9/2017		<0.002							
5/2/2017		<0.002	<0.002						
5/9/2017				<0.002			<0.002		
5/10/2017					<0.002	<0.002			
7/7/2017			<0.002						
7/10/2017		<0.002							
7/11/2017					<0.002	<0.002			
7/13/2017				<0.002			<0.002		
9/22/2017				<0.002					
9/29/2017				<0.002					
10/6/2017				<0.002					
10/11/2017							<0.002		
10/12/2017	<0.002				<0.002	<0.002			
11/21/2017	<0.002								
1/11/2018	<0.002								
2/19/2018	<0.002								
3/30/2018		<0.002	<0.002	<0.002					
4/3/2018	<0.002								
4/4/2018					<0.002	<0.002	<0.002		
6/27/2018	<0.002								
8/7/2018	<0.002								
9/20/2018					<0.002	<0.002	<0.002		
9/24/2018	<0.002								
3/5/2019			<0.002						
3/6/2019		<0.002		0.0011 (J)					
4/4/2019		<0.002	<0.002	0.0041					
8/21/2019						<0.002			
8/22/2019	<0.002				<0.002				
9/26/2019			<0.002	0.0065			<0.002		<0.002
9/27/2019		0.00029 (J)							
12/9/2019				0.0014 (J)					
2/13/2020			<0.002						
2/14/2020	<0.002			0.0027 (J)	<0.002				

ND substitution: RL or RL/2 if <15% NDs.

Time Series

Constituent: Antimony (mg/L) Analysis Run 5/6/2026 8:28 PM

Plant Yates Client: Southern Company Data: Yates AMA-R6

	YGWC-41	YGWC-23S	YGWC-24SB	YGWC-36A	YGWC-42	YGWC-43	YGWC-49	YGWC-50	YAMW-1
2/17/2020		<0.002				<0.002	<0.002		
3/25/2020	<0.002			0.0011 (J)	<0.002	0.00031 (J)	0.00053 (J)		<0.002
3/26/2020		<0.002	<0.002						
9/23/2020			<0.002						
9/24/2020		0.00085 (J)			<0.002		<0.002		<0.002
9/25/2020	<0.002					<0.002			
10/7/2020				<0.002					
2/9/2021		0.00052 (J)	<0.002			<0.002	<0.002		0.00037 (J)
2/10/2021	0.0014 (J)			0.028	0.00053 (J)				
3/3/2021			<0.002						0.025
3/4/2021	<0.002	<0.002		0.0015 (J)	<0.002	<0.002	<0.002		
8/25/2021		<0.002			<0.002				
8/26/2021	<0.002								
9/1/2021			<0.002				<0.002		0.0024 (J)
9/3/2021				0.0016 (J)					
9/27/2021						<0.002			
2/8/2022	<0.002					<0.002	<0.002		
2/10/2022		<0.002	<0.002		<0.002				<0.002
2/11/2022				0.0023 (J)					
8/31/2022							<0.002		0.0016 (J)
9/1/2022	<0.002	<0.002		<0.002	<0.002	<0.002			
2/8/2023	<0.002	<0.002			<0.002	<0.002			
2/9/2023				<0.002			<0.002		<0.002
2/10/2023			<0.002						
8/16/2023	<0.002	<0.002	<0.002	<0.002	<0.002	0.0026 (J)	<0.002		<0.002
8/17/2023								<0.002	
12/20/2023								<0.002	
2/21/2024		<0.002					<0.002		
2/22/2024	<0.002				<0.002	<0.002		0.00076 (J)	
2/23/2024			<0.002	<0.002					0.0023 (J)
6/10/2024								0.0034	
8/21/2024		0.00058 (J)							
8/22/2024			<0.002	0.0012 (J)	<0.002	<0.002	<0.002		<0.002
8/23/2024	<0.002							0.00078 (J)	
11/26/2024								0.00092 (J)	
2/26/2025	<0.002			<0.002	<0.002		<0.002	0.00062 (J)	<0.002
2/27/2025		<0.002				<0.002			
3/17/2025			<0.002						
5/21/2025								<0.002	
7/31/2025									0.0013 (J)
8/12/2025				<0.002					
8/13/2025	<0.002	<0.002			<0.002				
8/14/2025			<0.002			<0.002	<0.002		
10/8/2025								<0.002	
2/18/2026			<0.002	<0.002		<0.002			<0.002
2/19/2026	<0.002	<0.002			<0.002		<0.002	<0.002	

ND substitution: RL or RL/2 if <15% NDs.

Time Series

Constituent: Antimony (mg/L) Analysis Run 5/6/2026 8:28 PM

Plant Yates Client: Southern Company Data: Yates AMA-R6

	YAMW-2
6/7/2016	
6/8/2016	
7/28/2016	
8/1/2016	
8/30/2016	
8/31/2016	
9/1/2016	
9/2/2016	
9/20/2016	
11/8/2016	
11/14/2016	
11/15/2016	
11/16/2016	
1/16/2017	
1/17/2017	
2/24/2017	
2/27/2017	
2/28/2017	
3/8/2017	
3/9/2017	
5/2/2017	
5/9/2017	
5/10/2017	
7/7/2017	
7/10/2017	
7/11/2017	
7/13/2017	
9/22/2017	
9/29/2017	
10/6/2017	
10/11/2017	
10/12/2017	
11/21/2017	
1/11/2018	
2/19/2018	
3/30/2018	
4/3/2018	
4/4/2018	
6/27/2018	
8/7/2018	
9/20/2018	
9/24/2018	
3/5/2019	
3/6/2019	
4/4/2019	
8/21/2019	
8/22/2019	
9/26/2019	
9/27/2019	
12/9/2019	
2/13/2020	
2/14/2020	

Time Series

Constituent: Antimony (mg/L) Analysis Run 5/6/2026 8:28 PM

Plant Yates Client: Southern Company Data: Yates AMA-R6

	YAMW-2
2/17/2020	
3/25/2020	
3/26/2020	
9/23/2020	<0.002
9/24/2020	
9/25/2020	
10/7/2020	
2/9/2021	<0.002
2/10/2021	
3/3/2021	<0.002
3/4/2021	
8/25/2021	
8/26/2021	
9/1/2021	<0.002
9/3/2021	
9/27/2021	
2/8/2022	
2/10/2022	<0.002
2/11/2022	
8/31/2022	
9/1/2022	<0.002
2/8/2023	<0.002
2/9/2023	
2/10/2023	
8/16/2023	
8/17/2023	<0.002
12/20/2023	
2/21/2024	
2/22/2024	<0.002
2/23/2024	
6/10/2024	
8/21/2024	<0.002
8/22/2024	
8/23/2024	
11/26/2024	
2/26/2025	<0.002
2/27/2025	
3/17/2025	
5/21/2025	
7/31/2025	
8/12/2025	
8/13/2025	<0.002
8/14/2025	
10/8/2025	
2/18/2026	
2/19/2026	<0.002

ND substitution: RL or RL/2 if <15% NDs.

Time Series

Constituent: Antimony (mg/L) Analysis Run 5/6/2026 8:28 PM

Plant Yates Client: Southern Company Data: Yates AMA-R6

	YAMW-3	YAMW-4	YAMW-5	PZ-35	PZ-37D	PZ-37	PZ-51	PZ-52D	PZ-54D
10/12/2017						<0.002			
11/21/2017						<0.002			
1/11/2018						<0.002			
2/20/2018						<0.002			
4/3/2018						<0.002			
6/29/2018						<0.002			
8/6/2018						<0.002			
9/24/2018						<0.002			
9/26/2019				<0.002					
3/25/2020				<0.002					
9/23/2020		0.00065 (J)							
9/24/2020			0.00033 (J)	<0.002					
9/25/2020						0.0014 (J)			
2/9/2021		0.0011 (J)	<0.002			0.00035 (J)			
2/10/2021				<0.002					
3/3/2021		0.00062 (J)							
3/4/2021			<0.002	0.00039 (J)		<0.002			
5/13/2021					0.00052				
8/25/2021		<0.002				<0.002			
8/26/2021			<0.002						
9/1/2021				<0.002					
9/3/2021					<0.002				
11/4/2021								<0.002	
2/10/2022	<0.002	<0.002	<0.002	<0.002		<0.002	<0.002		
2/11/2022					<0.002			<0.002	
4/4/2022						<0.002			
4/7/2022						<0.002			
8/31/2022				<0.002					
9/1/2022	<0.002	<0.002	<0.002		<0.002	0.00091 (J)	<0.002	<0.002	
2/8/2023		<0.002	<0.002		0.0015 (J)	<0.002		<0.002	
2/9/2023	<0.002			<0.002			<0.002		
8/16/2023	<0.002	<0.002	<0.002	<0.002	<0.002		<0.002		
8/17/2023						<0.002		<0.002	
2/21/2024	<0.002				<0.002	<0.002		<0.002	
2/22/2024		<0.002	<0.002				<0.002		
2/23/2024				<0.002					
6/12/2024									0.0013 (J)
8/21/2024					0.0013 (J)	0.0085		0.00081 (J)	
8/22/2024	<0.002			<0.002			<0.002		
8/23/2024		0.0013 (J)	<0.002						
11/7/2024									0.00082 (J)
2/25/2025				<0.002					
2/26/2025	<0.002	<0.002							
2/27/2025			<0.002		<0.002	0.001 (J)	<0.002	0.016	<0.002
7/31/2025				0.00058 (J)					
8/13/2025	<0.002	<0.002	<0.002					0.0023	<0.002
8/14/2025					<0.002	0.0012 (J)	<0.002		
2/18/2026					<0.002	0.00047 (J)	<0.002	0.003	<0.002
2/19/2026	<0.002	<0.002	<0.002						

ND substitution: RL or RL/2 if <15% NDs.

Time Series

Constituent: Antimony (mg/L) Analysis Run 5/6/2026 8:28 PM

Plant Yates Client: Southern Company Data: Yates AMA-R6

	PZ-55
10/12/2017	
11/21/2017	
1/11/2018	
2/20/2018	
4/3/2018	
6/29/2018	
8/6/2018	
9/24/2018	
9/26/2019	
3/25/2020	
9/23/2020	
9/24/2020	
9/25/2020	
2/9/2021	
2/10/2021	
3/3/2021	
3/4/2021	
5/13/2021	
8/25/2021	
8/26/2021	
9/1/2021	
9/3/2021	
11/4/2021	
2/10/2022	
2/11/2022	
4/4/2022	
4/7/2022	
8/31/2022	
9/1/2022	
2/8/2023	
2/9/2023	
8/16/2023	
8/17/2023	
2/21/2024	
2/22/2024	<0.002
2/23/2024	
6/12/2024	
8/21/2024	<0.002
8/22/2024	
8/23/2024	
11/7/2024	
2/25/2025	
2/26/2025	
2/27/2025	<0.002
7/31/2025	
8/13/2025	
8/14/2025	<0.002
2/18/2026	
2/19/2026	<0.002

ND substitution: RL or RL/2 if <15% NDs.

Time Series

Constituent: Arsenic (mg/L) Analysis Run 5/6/2026 8:28 PM

Plant Yates Client: Southern Company Data: Yates AMA-R6

	GWA-2 (bg)	YGWA-1D (bg)	YGWA-1I (bg)	YGWA-2I (bg)	YGWA-3D (bg)	YGWA-3I (bg)	YGWA-4I (bg)	YGWA-5D (bg)	YGWA-5I (bg)
5/1/2007	<0.002								
9/12/2007	<0.002								
3/20/2008	<0.002								
8/27/2008	<0.002								
3/3/2009	<0.002								
11/18/2009	<0.002								
3/3/2010	<0.002								
9/8/2010	<0.002								
3/10/2011	<0.002								
9/8/2011	<0.002								
3/5/2012	<0.002								
9/10/2012	<0.002								
2/6/2013	<0.002								
8/12/2013	<0.002								
2/5/2014	<0.002								
8/5/2014	<0.002								
2/4/2015	<0.002								
8/3/2015	<0.002								
2/16/2016	<0.002								
6/1/2016		0.0021	<0.002			<0.002			
6/2/2016					<0.002		<0.002	0.00071 (J)	<0.002
7/21/2016	<0.002								
7/25/2016			<0.002			<0.002			
7/26/2016		0.0016 (J)			<0.002		<0.002	0.001 (J)	<0.002
8/31/2016	<0.002								
9/13/2016		<0.002	<0.002						
9/14/2016				<0.002		<0.002	<0.002	<0.002	<0.002
9/15/2016					<0.002				
11/1/2016		<0.002			<0.002	<0.002			
11/2/2016							<0.002	<0.002	
11/4/2016			<0.002	0.0017 (J)					<0.002
11/28/2016	<0.002								
12/15/2016				0.0023 (J)					
1/10/2017									
1/11/2017		0.0017 (J)			<0.002	<0.002			
1/12/2017								<0.002	<0.002
1/13/2017							<0.002		
1/16/2017			<0.002	0.0018 (J)					
2/22/2017	<0.002								
3/1/2017						0.0004 (J)			
3/2/2017		0.0014 (J)	<0.002		<0.002				
3/3/2017				0.0016 (J)					
3/6/2017							<0.002		
3/7/2017								0.0012 (J)	<0.002
3/8/2017									
4/26/2017					0.0009 (J)	0.0014 (J)			
4/27/2017		0.0018 (J)	<0.002						
4/28/2017				0.002 (J)					
5/1/2017							<0.002	0.001 (J)	
5/2/2017									0.0006 (J)
5/8/2017	<0.002								
5/26/2017				0.0005 (J)					

ND substitution: RL or RL/2 if <15% NDs.

Time Series

Constituent: Arsenic (mg/L) Analysis Run 5/6/2026 8:28 PM

Plant Yates Client: Southern Company Data: Yates AMA-R6

	GWA-2 (bg)	YGWA-1D (bg)	YGWA-1I (bg)	YGWA-2I (bg)	YGWA-3D (bg)	YGWA-3I (bg)	YGWA-4I (bg)	YGWA-5D (bg)	YGWA-5I (bg)
6/27/2017		0.0018 (J)	<0.002					0.0019 (J)	<0.002
6/28/2017				0.0016 (J)	0.0007 (J)	0.0011 (J)			
6/29/2017							<0.002		
6/30/2017									
7/17/2017	<0.002								
10/16/2017	<0.002								
2/19/2018	<0.002								
3/27/2018			<0.002						
3/28/2018				0.0013 (J)	<0.002	<0.002			
3/29/2018		0.0017 (J)					<0.002	0.0006 (J)	<0.002
6/5/2018		0.0013 (J)							
6/6/2018			<0.002					0.0013 (J)	
6/7/2018				0.00082 (J)	<0.002		0.00059 (J)		<0.002
6/8/2018						<0.002			
8/6/2018	<0.002								
9/26/2018							<0.002	0.0014 (J)	<0.002
10/1/2018		0.0016 (J)	<0.002	0.0011 (J)	<0.002	<0.002			
2/25/2019	<0.002								
2/26/2019									
2/27/2019		0.0015 (J)	<0.002	0.001 (J)	<0.002	<0.002			
3/4/2019							<0.002	<0.002	<0.002
3/28/2019		0.00072 (J)	<0.002						
3/29/2019				0.00063 (J)					
4/1/2019					<0.002	<0.002			
4/3/2019							<0.002	<0.002	<0.002
6/12/2019	0.00038 (J)								
8/19/2019	0.00095 (J)								
9/24/2019		0.0014 (J)	<0.002	<0.002				0.00043 (J)	<0.002
9/25/2019					<0.002	<0.002	<0.002		
10/8/2019	<0.002								
2/10/2020		0.0026 (J)	0.0005 (J)						
2/11/2020				0.0044 (J)		0.0041 (J)			
2/12/2020					0.0038 (J)		<0.002	0.0046 (J)	0.002 (J)
3/17/2020	<0.002								
3/18/2020			<0.002						
3/19/2020		0.00095 (J)		0.00066 (J)	<0.002	<0.002			
3/24/2020								0.00065 (J)	<0.002
3/25/2020							<0.002		
8/26/2020	<0.002								
9/22/2020	<0.002						<0.002	0.001 (J)	<0.002
9/23/2020		0.0011 (J)	<0.002	0.001 (J)	<0.002	<0.002			
9/25/2020									
2/8/2021								<0.002	<0.002
2/9/2021							<0.002		
2/10/2021				<0.002	0.00094 (J)	0.00078 (J)			
2/12/2021		<0.002	<0.002						
3/2/2021	<0.002							<0.002	<0.002
3/3/2021		<0.002	<0.002	0.00098 (J)	<0.002	<0.002	<0.002		
8/19/2021		<0.002	<0.002		<0.002				
8/20/2021	<0.002								
8/26/2021							<0.002	0.0016 (J)	<0.002
8/27/2021				<0.002		<0.002			

ND substitution: RL or RL/2 if <15% NDs.

Time Series

Constituent: Arsenic (mg/L) Analysis Run 5/6/2026 8:28 PM

Plant Yates Client: Southern Company Data: Yates AMA-R6

	GWA-2 (bg)	YGWA-1D (bg)	YGWA-1I (bg)	YGWA-2I (bg)	YGWA-3D (bg)	YGWA-3I (bg)	YGWA-4I (bg)	YGWA-5D (bg)	YGWA-5I (bg)
2/8/2022	0.0033 (J)								
2/9/2022		0.0031 (J)	0.0033 (J)	0.0037 (J)	0.002 (J)	0.0018 (J)			
2/10/2022								0.004 (J)	0.0016 (J)
2/11/2022							0.0014 (J)		
8/30/2022	0.0024 (J)	<0.002		0.0027 (J)				0.0031 (J)	<0.002
8/31/2022			<0.002		0.0028 (J)	<0.002	<0.002		
2/7/2023	<0.002	<0.002	<0.002	<0.002				0.003 (J)	
2/8/2023					0.003 (J)	0.0024 (J)			
2/9/2023							<0.002		<0.002
8/15/2023	<0.002	<0.002	<0.002	<0.002	<0.002		<0.002	<0.002	<0.002
8/16/2023						<0.002			
2/20/2024	0.0015 (J)	<0.002	<0.002	0.0019 (J)	0.0027 (J)	0.0013 (J)	<0.002	0.003 (J)	<0.002
2/23/2024									
8/20/2024		0.00099 (J)	<0.002	<0.002	<0.002	<0.002	<0.002	0.0012 (J)	<0.002
2/25/2025		0.0016 (J)	<0.002	<0.002	<0.002	<0.002	<0.002	<0.002	<0.002
8/12/2025		<0.002	<0.002	<0.002	<0.002	<0.002	<0.002	<0.002	<0.002
2/17/2026		0.00063 (J)	<0.002	<0.002	<0.002	<0.002	<0.002	0.0012 (J)	<0.002

ND substitution: RL or RL/2 if <15% NDs.

Time Series

Constituent: Arsenic (mg/L) Analysis Run 5/6/2026 8:28 PM

Plant Yates Client: Southern Company Data: Yates AMA-R6

	YGWA-14S (bg)
5/1/2007	
9/12/2007	
3/20/2008	
8/27/2008	
3/3/2009	
11/18/2009	
3/3/2010	
9/8/2010	
3/10/2011	
9/8/2011	
3/5/2012	
9/10/2012	
2/6/2013	
8/12/2013	
2/5/2014	
8/5/2014	
2/4/2015	
8/3/2015	
2/16/2016	
6/1/2016	
6/2/2016	<0.002
7/21/2016	
7/25/2016	
7/26/2016	<0.002
8/31/2016	
9/13/2016	
9/14/2016	
9/15/2016	<0.002
11/1/2016	
11/2/2016	<0.002
11/4/2016	
11/28/2016	
12/15/2016	
1/10/2017	<0.002
1/11/2017	
1/12/2017	
1/13/2017	
1/16/2017	
2/22/2017	
3/1/2017	
3/2/2017	
3/3/2017	
3/6/2017	
3/7/2017	
3/8/2017	<0.002
4/26/2017	0.0007 (J)
4/27/2017	
4/28/2017	
5/1/2017	
5/2/2017	
5/8/2017	
5/26/2017	

ND substitution: RL or RL/2 if <15% NDs.

Time Series

Constituent: Arsenic (mg/L) Analysis Run 5/6/2026 8:28 PM

Plant Yates Client: Southern Company Data: Yates AMA-R6

	YGWA-14S (bg)
6/27/2017	
6/28/2017	
6/29/2017	
6/30/2017	<0.002
7/17/2017	
10/16/2017	
2/19/2018	
3/27/2018	<0.002
3/28/2018	
3/29/2018	
6/5/2018	
6/6/2018	
6/7/2018	
6/8/2018	<0.002
8/6/2018	
9/26/2018	
10/1/2018	<0.002
2/25/2019	
2/26/2019	<0.002
2/27/2019	
3/4/2019	
3/28/2019	
3/29/2019	<0.002
4/1/2019	
4/3/2019	
6/12/2019	
8/19/2019	
9/24/2019	
9/25/2019	<0.002
10/8/2019	
2/10/2020	
2/11/2020	
2/12/2020	<0.002
3/17/2020	
3/18/2020	<0.002
3/19/2020	
3/24/2020	
3/25/2020	
8/26/2020	
9/22/2020	
9/23/2020	
9/25/2020	<0.002
2/8/2021	
2/9/2021	
2/10/2021	<0.002
2/12/2021	
3/2/2021	<0.002
3/3/2021	
8/19/2021	<0.002
8/20/2021	
8/26/2021	
8/27/2021	

ND substitution: RL or RL/2 if <15% NDs.

Time Series

Constituent: Arsenic (mg/L) Analysis Run 5/6/2026 8:28 PM

Plant Yates Client: Southern Company Data: Yates AMA-R6

	YGWA-14S (bg)
2/8/2022	
2/9/2022	
2/10/2022	0.0016 (J)
2/11/2022	
8/30/2022	
8/31/2022	<0.002
2/7/2023	
2/8/2023	<0.002
2/9/2023	
8/15/2023	<0.002
8/16/2023	
2/20/2024	
2/23/2024	<0.002
8/20/2024	<0.002
2/25/2025	<0.002
8/12/2025	<0.002
2/17/2026	<0.002

ND substitution: RL or RL/2 if <15% NDs.

Time Series

Constituent: Arsenic (mg/L) Analysis Run 5/6/2026 8:28 PM

Plant Yates Client: Southern Company Data: Yates AMA-R6

	YGWA-17S (bg)	YGWA-18I (bg)	YGWA-18S (bg)	YGWA-20S (bg)	YGWA-21I (bg)	YGWA-30I (bg)	YGWA-39 (bg)	YGWA-40 (bg)	YGWA-47 (bg)
6/2/2016						<0.002			
6/6/2016		<0.002	<0.002						
6/7/2016	<0.002			<0.002	<0.002				
7/25/2016						<0.002			
7/27/2016	<0.002	<0.002	<0.002	<0.002					
7/28/2016					<0.002				
8/30/2016									<0.002
9/16/2016	<0.002		<0.002						
9/19/2016		<0.002		<0.002	<0.002	<0.002			
11/1/2016						<0.002			
11/2/2016				<0.002					
11/3/2016	<0.002	<0.002	<0.002		<0.002				
11/14/2016									<0.002
1/11/2017	<0.002	<0.002	<0.002						
1/13/2017				<0.002	<0.002				
1/16/2017						<0.002			
2/21/2017						<0.002			
2/24/2017									<0.002
3/1/2017		<0.002	<0.002						
3/2/2017	<0.002								
3/6/2017				<0.002	0.0017 (J)				
4/26/2017		0.0008 (J)	<0.002	<0.002	0.0017 (J)	<0.002			
5/2/2017	<0.002								
5/8/2017									<0.002
6/28/2017		<0.002	<0.002						
6/29/2017	<0.002			<0.002	0.0012 (J)				
6/30/2017						<0.002			
7/11/2017									<0.002
10/10/2017									0.0007 (J)
10/11/2017							0.0009 (J)		
10/12/2017								<0.002	
11/20/2017							<0.002	<0.002	
1/10/2018								<0.002	
1/11/2018							<0.002		
1/12/2018									
2/19/2018								<0.002	
2/20/2018							<0.002		
3/27/2018						<0.002			
3/28/2018	<0.002	<0.002	0.00061 (J)						
3/29/2018				<0.002	0.0015 (J)				
4/2/2018									<0.002
4/3/2018							<0.002	<0.002	
6/5/2018					0.0013 (J)				
6/6/2018				<0.002					
6/7/2018		0.00066 (J)							
6/11/2018	<0.002		<0.002			<0.002			
6/28/2018							<0.002	<0.002	
8/7/2018							<0.002	<0.002	
9/19/2018									0.00072 (J)
9/24/2018							<0.002	<0.002	
9/25/2018	<0.002	<0.002	<0.002	<0.002	0.0022 (J)				
10/2/2018						<0.002			

ND substitution: RL or RL/2 if <15% NDs.

Time Series

Constituent: Arsenic (mg/L) Analysis Run 5/6/2026 8:28 PM

Plant Yates Client: Southern Company Data: Yates AMA-R6

	YGWA-17S (bg)	YGWA-18I (bg)	YGWA-18S (bg)	YGWA-20S (bg)	YGWA-21I (bg)	YGWA-30I (bg)	YGWA-39 (bg)	YGWA-40 (bg)	YGWA-47 (bg)
2/26/2019						<0.002			
3/5/2019	<0.002		<0.002	<0.002	0.0013 (J)				
3/6/2019		<0.002							
4/1/2019						<0.002			
4/2/2019	<0.002				0.00096 (J)				
4/3/2019		<0.002	<0.002	<0.002					
8/20/2019									<0.002
8/21/2019							0.00058 (J)	<0.002	
8/22/2019									
9/24/2019					0.0026 (J)				
9/25/2019	<0.002			<0.002		<0.002			
9/26/2019		<0.002	<0.002						
10/8/2019									<0.002
10/9/2019							0.00063 (J)	<0.002	
2/11/2020	0.0022 (J)	0.0014 (J)	0.0026 (J)						
2/12/2020				<0.002	0.0025 (J)	0.0032 (J)	0.00058 (J)	0.0034 (J)	
2/14/2020									
3/17/2020									<0.002
3/19/2020						<0.002			
3/24/2020	<0.002	<0.002	<0.002	<0.002	0.0013 (J)			<0.002	
3/25/2020							0.0012 (J)		
8/27/2020									<0.002
9/22/2020									<0.002
9/23/2020	<0.002	<0.002	<0.002						
9/24/2020				<0.002	0.0014 (J)	<0.002	<0.002	<0.002	
9/25/2020									
2/9/2021	<0.002	<0.002	<0.002	<0.002	0.001 (J)				
2/10/2021							<0.002	<0.002	
2/11/2021						<0.002			
3/1/2021						<0.002			<0.002
3/3/2021	<0.002	<0.002	<0.002	<0.002					
3/4/2021					0.00078 (J)		<0.002	<0.002	
8/19/2021						<0.002			<0.002
8/26/2021			<0.002				<0.002		
8/27/2021	<0.002	<0.002		<0.002					
9/1/2021					<0.002				
9/3/2021								<0.002	
2/8/2022							0.0034 (J)	0.003 (J)	0.0027 (J)
2/9/2022	0.0024 (J)	0.0022 (J)	0.0024 (J)	0.0021 (J)	0.0036 (J)				
2/10/2022									
2/11/2022						0.0014 (J)			
8/30/2022	<0.002	<0.002	<0.002		0.0022 (J)				
8/31/2022				<0.002		<0.002	0.0029 (J)	<0.002	<0.002
9/1/2022									
2/7/2023	<0.002	<0.002	<0.002	<0.002	0.0028 (J)		0.0029 (J)		
2/8/2023						<0.002		<0.002	<0.002
8/15/2023	<0.002	<0.002	<0.002	<0.002	<0.002		<0.002	<0.002	<0.002
8/16/2023						<0.002			
2/20/2024	<0.002	<0.002		<0.002	<0.002	<0.002	0.002 (J)	0.0012 (J)	<0.002
2/22/2024									
2/23/2024			<0.002						
8/20/2024	<0.002	<0.002		<0.002	<0.002	<0.002			<0.002

ND substitution: RL or RL/2 if <15% NDs.

Time Series

Constituent: Arsenic (mg/L) Analysis Run 5/6/2026 8:28 PM

Plant Yates Client: Southern Company Data: Yates AMA-R6

	YGWA-17S (bg)	YGWA-18I (bg)	YGWA-18S (bg)	YGWA-20S (bg)	YGWA-21I (bg)	YGWA-30I (bg)	YGWA-39 (bg)	YGWA-40 (bg)	YGWA-47 (bg)
8/21/2024			<0.002				0.0027 (J)	0.0014 (J)	
8/23/2024									
2/25/2025	<0.002	<0.002	<0.002	<0.002	<0.002	<0.002	<0.002	<0.002	<0.002
2/26/2025									
8/12/2025	<0.002	<0.002	<0.002	<0.002	<0.002	<0.002	<0.002	<0.002	<0.002
8/14/2025									
2/17/2026	<0.002	<0.002	<0.002	<0.002	0.0011 (J)	<0.002	<0.002	<0.002	<0.002
2/18/2026									

ND substitution: RL or RL/2 if <15% NDs.

Time Series

Constituent: Arsenic (mg/L) Analysis Run 5/6/2026 8:28 PM

Plant Yates Client: Southern Company Data: Yates AMA-R6

	YGWC-38
6/2/2016	
6/6/2016	
6/7/2016	
7/25/2016	
7/27/2016	
7/28/2016	
8/30/2016	
9/16/2016	
9/19/2016	
11/1/2016	
11/2/2016	
11/3/2016	
11/14/2016	
1/11/2017	
1/13/2017	
1/16/2017	
2/21/2017	
2/24/2017	
3/1/2017	
3/2/2017	
3/6/2017	
4/26/2017	
5/2/2017	
5/8/2017	
6/28/2017	
6/29/2017	
6/30/2017	
7/11/2017	
10/10/2017	
10/11/2017	
10/12/2017	0.0023 (J)
11/20/2017	0.0008 (J)
1/10/2018	
1/11/2018	
1/12/2018	0.001 (J)
2/19/2018	
2/20/2018	0.00096 (J)
3/27/2018	
3/28/2018	
3/29/2018	
4/2/2018	
4/3/2018	0.0015 (J)
6/5/2018	
6/6/2018	
6/7/2018	
6/11/2018	
6/28/2018	0.0017 (J)
8/7/2018	0.00072 (J)
9/19/2018	
9/24/2018	0.0017 (J)
9/25/2018	
10/2/2018	

Time Series

Constituent: Arsenic (mg/L) Analysis Run 5/6/2026 8:28 PM

Plant Yates Client: Southern Company Data: Yates AMA-R6

	YGWC-38
2/26/2019	
3/5/2019	
3/6/2019	
4/1/2019	
4/2/2019	
4/3/2019	
8/20/2019	
8/21/2019	
8/22/2019	0.00055 (J)
9/24/2019	
9/25/2019	
9/26/2019	
10/8/2019	
10/9/2019	0.00057 (J)
2/11/2020	
2/12/2020	
2/14/2020	0.0021 (J)
3/17/2020	
3/19/2020	
3/24/2020	
3/25/2020	0.00068 (J)
8/27/2020	
9/22/2020	
9/23/2020	
9/24/2020	
9/25/2020	<0.002
2/9/2021	0.00098 (J)
2/10/2021	
2/11/2021	
3/1/2021	
3/3/2021	
3/4/2021	<0.002
8/19/2021	
8/26/2021	0.0013 (J)
8/27/2021	
9/1/2021	
9/3/2021	
2/8/2022	
2/9/2022	
2/10/2022	0.0017 (J)
2/11/2022	
8/30/2022	
8/31/2022	
9/1/2022	<0.002
2/7/2023	
2/8/2023	<0.002
8/15/2023	
8/16/2023	<0.002
2/20/2024	
2/22/2024	<0.002
2/23/2024	
8/20/2024	

ND substitution: RL or RL/2 if <15% NDs.

Time Series

Constituent: Arsenic (mg/L) Analysis Run 5/6/2026 8:28 PM

Plant Yates Client: Southern Company Data: Yates AMA-R6

	YGWC-38
8/21/2024	
8/23/2024	<0.002
2/25/2025	
2/26/2025	<0.002
8/12/2025	
8/14/2025	<0.002
2/17/2026	
2/18/2026	<0.002

ND substitution: RL or RL/2 if <15% NDs.

Time Series

Constituent: Arsenic (mg/L) Analysis Run 5/6/2026 8:28 PM

Plant Yates Client: Southern Company Data: Yates AMA-R6

	YGWC-41	YGWC-23S	YGWC-24SB	YGWC-36A	YGWC-42	YGWC-43	YGWC-49	YGWC-50	YAMW-1
6/7/2016		<0.002							
6/8/2016			<0.002						
7/28/2016		<0.002							
8/1/2016			<0.002						
8/30/2016					0.0023 (J)				
8/31/2016						<0.002			
9/1/2016							<0.002		
9/2/2016				<0.002					
9/20/2016		<0.002	<0.002						
11/8/2016		<0.002	<0.002						
11/14/2016				<0.002					
11/15/2016							<0.002		
11/16/2016					0.0017 (J)	<0.002			
1/16/2017		<0.002							
1/17/2017			<0.002						
2/24/2017						<0.002			
2/27/2017					0.002 (J)		<0.002		
2/28/2017				0.0006 (J)					
3/8/2017			<0.002						
3/9/2017		<0.002							
5/2/2017		0.0004 (J)	0.0005 (J)						
5/9/2017				0.0006 (J)			<0.002		
5/10/2017					0.0022 (J)	<0.002			
7/7/2017			<0.002						
7/10/2017		<0.002							
7/11/2017					0.003 (J)	<0.002			
7/13/2017				<0.002			<0.002		
9/22/2017				<0.002					
9/29/2017				<0.002					
10/6/2017				<0.002					
10/11/2017							0.0006 (J)		
10/12/2017	0.0011 (J)				0.0031 (J)	<0.002			
11/21/2017	<0.002								
1/11/2018	<0.002								
2/19/2018	<0.002								
3/30/2018		<0.002	<0.002	<0.002					
4/3/2018	0.00072 (J)								
4/4/2018					0.0023 (J)	<0.002	<0.002		
6/12/2018		<0.002	<0.002						
6/13/2018				0.00066 (J)					
6/27/2018	0.00062 (J)								
8/7/2018	<0.002								
9/20/2018					0.0018 (J)	0.00099 (J)	0.001 (J)		
9/24/2018	0.001 (J)								
9/26/2018			<0.002	<0.002					
9/27/2018		<0.002							
10/16/2018									<0.002
3/5/2019			<0.002						
3/6/2019		<0.002		<0.002					
4/4/2019		<0.002	<0.002	<0.002					
8/21/2019						<0.002			
8/22/2019	0.00036 (J)				0.00089 (J)				

ND substitution: RL or RL/2 if <15% NDs.

Time Series

Constituent: Arsenic (mg/L) Analysis Run 5/6/2026 8:28 PM

Plant Yates Client: Southern Company Data: Yates AMA-R6

	YGWC-41	YGWC-23S	YGWC-24SB	YGWC-36A	YGWC-42	YGWC-43	YGWC-49	YGWC-50	YAMW-1
9/26/2019			<0.002	<0.002			<0.002		<0.002
9/27/2019		<0.002							
10/9/2019	0.00052 (J)				0.00078 (J)	0.00051 (J)			
2/13/2020			<0.002						
2/14/2020	0.0014 (J)			0.0026 (J)	0.0033 (J)				
2/17/2020		0.0019 (J)				<0.002	0.0028 (J)		
3/25/2020	0.001 (J)			<0.002	0.0013 (J)	0.0007 (J)	0.00086 (J)		<0.002
3/26/2020		0.0012 (J)	0.0015 (J)						
9/23/2020			<0.002						
9/24/2020		<0.002			<0.002		<0.002		<0.002
9/25/2020	<0.002					<0.002			
10/7/2020				<0.002					
2/9/2021		<0.002	<0.002			<0.002	<0.002		<0.002
2/10/2021	<0.002			0.00088 (J)	0.0016 (J)				
3/3/2021			<0.002						<0.002
3/4/2021	<0.002	<0.002		<0.002	<0.002	<0.002	<0.002		
8/25/2021		<0.002			0.0014 (J)				
8/26/2021	<0.002								
9/1/2021			<0.002				<0.002		<0.002
9/3/2021				<0.002					
9/27/2021						<0.002			
2/8/2022	0.0021 (J)					0.0022 (J)	<0.002		
2/10/2022		0.0025 (J)	0.0024 (J)		0.0026 (J)				0.0023 (J)
2/11/2022				0.0014 (J)					
8/31/2022							<0.002		<0.002
9/1/2022	<0.002	<0.002		<0.002	<0.002	<0.002			
2/8/2023	0.0027 (J)	<0.002			0.0025 (J)	0.0033 (J)			
2/9/2023				0.0047 (J)			<0.002		0.0034 (J)
2/10/2023			0.0035 (J)						
8/16/2023	<0.002	<0.002	<0.002	<0.002	<0.002	<0.002	<0.002		<0.002
8/17/2023								<0.002	
12/20/2023								0.0019 (J)	
2/21/2024		<0.002					<0.002		
2/22/2024	<0.002				0.0014 (J)	<0.002		0.0016 (J)	
2/23/2024			<0.002	<0.002					<0.002
6/10/2024								0.0014 (J)	
8/21/2024		<0.002							
8/22/2024			<0.002	<0.002	0.0021 (J)	0.00095 (J)	<0.002		0.00093 (J)
8/23/2024	<0.002							0.0044 (J)	
11/26/2024								0.0045 (J)	
2/26/2025	<0.002			<0.002	<0.002		<0.002	<0.002	<0.002
2/27/2025		<0.002				<0.002			
3/17/2025			<0.002						
5/21/2025								<0.002	
7/31/2025									<0.002
8/12/2025				<0.002					
8/13/2025	<0.002	<0.002			<0.002				
8/14/2025			<0.002			<0.002	<0.002		
10/8/2025								<0.002	
2/18/2026			<0.002	<0.002		<0.002			<0.002
2/19/2026	<0.002	<0.002			<0.002		<0.002	<0.002	

ND substitution: RL or RL/2 if <15% NDs.

Time Series

Constituent: Arsenic (mg/L) Analysis Run 5/6/2026 8:28 PM

Plant Yates Client: Southern Company Data: Yates AMA-R6

	YAMW-2
6/7/2016	
6/8/2016	
7/28/2016	
8/1/2016	
8/30/2016	
8/31/2016	
9/1/2016	
9/2/2016	
9/20/2016	
11/8/2016	
11/14/2016	
11/15/2016	
11/16/2016	
1/16/2017	
1/17/2017	
2/24/2017	
2/27/2017	
2/28/2017	
3/8/2017	
3/9/2017	
5/2/2017	
5/9/2017	
5/10/2017	
7/7/2017	
7/10/2017	
7/11/2017	
7/13/2017	
9/22/2017	
9/29/2017	
10/6/2017	
10/11/2017	
10/12/2017	
11/21/2017	
1/11/2018	
2/19/2018	
3/30/2018	
4/3/2018	
4/4/2018	
6/12/2018	
6/13/2018	
6/27/2018	
8/7/2018	
9/20/2018	
9/24/2018	
9/26/2018	
9/27/2018	
10/16/2018	
3/5/2019	
3/6/2019	
4/4/2019	
8/21/2019	
8/22/2019	

Time Series

Constituent: Arsenic (mg/L) Analysis Run 5/6/2026 8:28 PM

Plant Yates Client: Southern Company Data: Yates AMA-R6

	YAMW-2
9/26/2019	
9/27/2019	
10/9/2019	
2/13/2020	
2/14/2020	
2/17/2020	
3/25/2020	
3/26/2020	
9/23/2020	<0.002
9/24/2020	
9/25/2020	
10/7/2020	
2/9/2021	<0.002
2/10/2021	
3/3/2021	<0.002
3/4/2021	
8/25/2021	
8/26/2021	
9/1/2021	<0.002
9/3/2021	
9/27/2021	
2/8/2022	
2/10/2022	<0.002
2/11/2022	
8/31/2022	
9/1/2022	<0.002
2/8/2023	<0.002
2/9/2023	
2/10/2023	
8/16/2023	
8/17/2023	<0.002
12/20/2023	
2/21/2024	
2/22/2024	<0.002
2/23/2024	
6/10/2024	
8/21/2024	<0.002
8/22/2024	
8/23/2024	
11/26/2024	
2/26/2025	<0.002
2/27/2025	
3/17/2025	
5/21/2025	
7/31/2025	
8/12/2025	
8/13/2025	<0.002
8/14/2025	
10/8/2025	
2/18/2026	
2/19/2026	<0.002

ND substitution: RL or RL/2 if <15% NDs.

Time Series

Constituent: Arsenic (mg/L) Analysis Run 5/6/2026 8:28 PM

Plant Yates Client: Southern Company Data: Yates AMA-R6

	YAMW-3	YAMW-4	YAMW-5	PZ-35	PZ-37D	PZ-37	PZ-51	PZ-52D	PZ-54D
10/12/2017						0.0014 (J)			
11/21/2017						0.0008 (J)			
1/11/2018						0.0006 (J)			
2/20/2018						<0.002			
4/3/2018						0.0012 (J)			
6/29/2018						0.0011 (J)			
8/6/2018						<0.002			
9/24/2018						0.00094 (J)			
10/16/2018				0.00069 (J)					
9/26/2019				<0.002					
3/25/2020				<0.002					
9/23/2020		<0.002							
9/24/2020			0.0015 (J)	<0.002					
9/25/2020						<0.002			
2/9/2021		0.001 (J)	0.00095 (J)			0.0015 (J)			
2/10/2021				0.00096 (J)					
3/3/2021		0.00079 (J)							
3/4/2021			<0.002	<0.002		<0.002			
5/13/2021					<0.002				
8/25/2021		<0.002				0.0014 (J)			
8/26/2021			<0.002						
9/1/2021				<0.002					
9/3/2021					<0.002				
11/4/2021								0.0019 (J)	
2/10/2022	0.0038 (J)	0.0026 (J)	0.0024 (J)	0.0018 (J)		0.0017 (J)	0.0013 (J)		
2/11/2022					<0.002			0.0014 (J)	
4/4/2022						0.0034 (J)			
4/7/2022						0.0035 (J)			
8/31/2022				<0.002					
9/1/2022	<0.002	<0.002	<0.002		<0.002	<0.002	<0.002	<0.002	
2/8/2023		0.0037 (J)	0.0038 (J)		<0.002	<0.002		0.0032 (J)	
2/9/2023	<0.002			0.0028 (J)			<0.002		
8/16/2023	<0.002	<0.002	<0.002	<0.002	<0.002		<0.002		
8/17/2023						<0.002		<0.002	
2/21/2024	0.0015 (J)				0.0014 (J)	0.0023 (J)		0.0013 (J)	
2/22/2024		0.001 (J)	0.0011 (J)				<0.002		
2/23/2024				<0.002					
6/12/2024									0.012
8/21/2024					0.0038 (J)	0.0037 (J)		0.0055	
8/22/2024	0.0022 (J)			0.0014 (J)			0.0017 (J)		
8/23/2024		0.0024 (J)	0.0025 (J)						
11/7/2024									0.0015 (J)
2/25/2025				<0.002					
2/26/2025	<0.002	<0.002							
2/27/2025			<0.002		<0.002	<0.002	<0.002	<0.002	0.0021 (J)
7/31/2025				<0.002					
8/13/2025	<0.002	<0.002	<0.002					<0.002	0.0065
8/14/2025					<0.002	<0.002	<0.002		
2/18/2026					<0.002	<0.002	<0.002	<0.002	0.0092
2/19/2026	<0.002	<0.002	<0.002						

ND substitution: RL or RL/2 if <15% NDs.

Time Series

Constituent: Arsenic (mg/L) Analysis Run 5/6/2026 8:28 PM

Plant Yates Client: Southern Company Data: Yates AMA-R6

	PZ-55
10/12/2017	
11/21/2017	
1/11/2018	
2/20/2018	
4/3/2018	
6/29/2018	
8/6/2018	
9/24/2018	
10/16/2018	
9/26/2019	
3/25/2020	
9/23/2020	
9/24/2020	
9/25/2020	
2/9/2021	
2/10/2021	
3/3/2021	
3/4/2021	
5/13/2021	
8/25/2021	
8/26/2021	
9/1/2021	
9/3/2021	
11/4/2021	
2/10/2022	
2/11/2022	
4/4/2022	
4/7/2022	
8/31/2022	
9/1/2022	
2/8/2023	
2/9/2023	
8/16/2023	
8/17/2023	
2/21/2024	
2/22/2024	<0.002
2/23/2024	
6/12/2024	
8/21/2024	<0.002
8/22/2024	
8/23/2024	
11/7/2024	
2/25/2025	
2/26/2025	
2/27/2025	<0.002
7/31/2025	
8/13/2025	
8/14/2025	<0.002
2/18/2026	
2/19/2026	<0.002

ND substitution: RL or RL/2 if <15% NDs.

Time Series

Constituent: Barium (mg/L) Analysis Run 5/6/2026 8:28 PM

Plant Yates Client: Southern Company Data: Yates AMA-R6

	GWA-2 (bg)	YGWA-1D (bg)	YGWA-1I (bg)	YGWA-2I (bg)	YGWA-3D (bg)	YGWA-3I (bg)	YGWA-4I (bg)	YGWA-5D (bg)	YGWA-5I (bg)
5/1/2007	0.032								
9/12/2007	0.017								
3/20/2008	0.025								
8/27/2008	0.041								
3/3/2009	0.053								
11/18/2009	0.05								
3/3/2010	0.061								
9/8/2010	0.071								
3/10/2011	0.057								
9/8/2011	0.057								
3/5/2012	0.061								
9/10/2012	0.055								
2/6/2013	0.061								
8/12/2013	0.055								
2/5/2014	0.063								
8/5/2014	0.038								
2/4/2015	0.039								
8/3/2015	0.031								
2/16/2016	0.045								
6/1/2016		0.008	0.012			0.0038			
6/2/2016					0.01		0.013	0.0084	0.019
7/21/2016	0.0457								
7/25/2016			0.0091 (J)			0.0031 (J)			
7/26/2016		0.006 (J)			0.0088 (J)		0.0158	0.01	0.0179
8/31/2016	0.0542								
9/13/2016		0.0084 (J)	0.008 (J)						
9/14/2016				0.0037 (J)		0.0027 (J)	0.0143	0.0085 (J)	0.0181
9/15/2016					0.009 (J)				
11/1/2016		0.0062 (J)			0.0079 (J)	0.0027 (J)			
11/2/2016							0.0148	0.0091 (J)	
11/4/2016			0.0067 (J)	0.0059 (J)					0.0165
11/28/2016	0.0529								
12/15/2016				0.0056 (J)					
1/10/2017									
1/11/2017		0.0069 (J)			0.0075 (J)	0.0036 (J)			
1/12/2017								0.0089 (J)	0.0199
1/13/2017							0.0146		
1/16/2017			0.0096 (J)	0.0049 (J)					
2/22/2017	0.0607								
3/1/2017						0.0036 (J)			
3/2/2017		0.0071 (J)	0.0112		0.009 (J)				
3/3/2017				0.0046 (J)					
3/6/2017							0.0141		
3/7/2017								0.009 (J)	0.0196
3/8/2017									
4/26/2017					0.0078 (J)	0.0038 (J)			
4/27/2017		0.0064 (J)	0.0106						
4/28/2017				0.0039 (J)					
5/1/2017							0.0149	0.0083 (J)	
5/2/2017									0.0202
5/8/2017	0.065								
5/26/2017				0.0034 (J)					

Time Series

Constituent: Barium (mg/L) Analysis Run 5/6/2026 8:28 PM

Plant Yates Client: Southern Company Data: Yates AMA-R6

	GWA-2 (bg)	YGWA-1D (bg)	YGWA-1I (bg)	YGWA-2I (bg)	YGWA-3D (bg)	YGWA-3I (bg)	YGWA-4I (bg)	YGWA-5D (bg)	YGWA-5I (bg)
6/27/2017		0.0054 (J)	0.0092 (J)					0.0074 (J)	0.0184
6/28/2017				0.003 (J)	0.0071 (J)	0.004 (J)			
6/29/2017							0.0154		
6/30/2017									
7/17/2017	0.06								
10/16/2017	0.0542								
2/19/2018	0.0533								
3/27/2018			<0.01						
3/28/2018				<0.01	<0.01	<0.01			
3/29/2018		<0.01					0.014	<0.01	0.021
6/5/2018		0.0069 (J)							
6/6/2018			0.0082 (J)					0.008 (J)	
6/7/2018				0.0037 (J)	0.0068 (J)		0.014		0.019
6/8/2018						0.0034 (J)			
8/6/2018	0.044								
9/26/2018							0.016	0.0075 (J)	0.019
10/1/2018		0.0062 (J)	0.0084 (J)	0.0038 (J)	0.0065 (J)	0.0034 (J)			
2/25/2019	0.045								
2/26/2019									
2/27/2019		0.0074 (J)	0.008 (J)	0.0035 (J)	0.0059 (J)	0.0034 (J)			
3/4/2019							0.016	0.0077 (J)	0.019
3/28/2019		0.0082 (J)	0.0082 (J)						
3/29/2019				0.0039 (J)					
4/1/2019					0.0064 (J)	0.003 (J)			
4/3/2019							0.017	0.0087 (J)	0.023
6/12/2019	0.063								
8/19/2019	0.065								
9/24/2019		0.0072 (J)	0.0086 (J)	0.0038 (J)				0.0075 (J)	0.019
9/25/2019					0.0059 (J)	0.005 (J)	0.015		
10/8/2019	0.058								
2/10/2020		0.0066 (J)	0.0091 (J)						
2/11/2020				0.0036 (J)		0.0031 (J)			
2/12/2020					0.0062 (J)		0.012	0.0079 (J)	0.021
3/17/2020	0.047								
3/18/2020			0.0084 (J)						
3/19/2020		0.0076 (J)		0.0036 (J)	0.0072 (J)	0.0029 (J)			
3/24/2020								0.0076 (J)	0.021
3/25/2020							0.016		
8/26/2020	0.044								
9/22/2020	0.045						0.013	0.0076 (J)	0.019
9/23/2020		0.0068 (J)	0.0079 (J)	0.0039 (J)	0.0051 (J)	0.0039 (J)			
9/25/2020									
2/8/2021								0.0079 (J)	0.02
2/9/2021							0.013		
2/10/2021				0.0032 (J)	0.0059 (J)	0.0029 (J)			
2/12/2021		0.0057 (J)	0.009 (J)						
3/2/2021	0.039							0.014	0.019
3/3/2021		0.0068	0.0094	0.0041 (J)	0.0064	0.0031 (J)	0.014		
8/19/2021		0.0065	0.0079		0.0052				
8/20/2021	0.036								
8/26/2021							0.012	0.0092	0.019
8/27/2021				0.003 (J)		0.0039 (J)			

ND substitution: RL or RL/2 if <15% NDs.

Time Series

Constituent: Barium (mg/L) Analysis Run 5/6/2026 8:28 PM

Plant Yates Client: Southern Company Data: Yates AMA-R6

	GWA-2 (bg)	YGWA-1D (bg)	YGWA-1I (bg)	YGWA-2I (bg)	YGWA-3D (bg)	YGWA-3I (bg)	YGWA-4I (bg)	YGWA-5D (bg)	YGWA-5I (bg)
2/8/2022	0.037								
2/9/2022		0.0067	0.0088	0.0029 (J)	0.0051	0.0031 (J)			
2/10/2022								0.0084	0.02
2/11/2022							0.013		
8/30/2022	0.031	0.0066		0.003 (J)				0.0079	0.017
8/31/2022			0.0074		0.0048 (J)	0.003 (J)	0.013		
2/7/2023	0.034	0.14	0.21	0.0026 (J)				0.0075	
2/8/2023					0.0048 (J)	0.0029 (J)			
2/9/2023							0.014		0.019
8/15/2023	0.03	0.0059	0.0078	0.0031 (J)	0.0046 (J)		0.011	0.0074	0.018
8/16/2023						0.0037 (J)			
2/20/2024	0.035	0.0062	0.004 (J)	0.0044 (J)	0.0045 (J)	0.0032 (J)	0.014	0.0078	0.019
2/23/2024									
8/20/2024		0.0061	0.0072	0.0033 (J)	0.0044 (J)	0.0027 (J)	0.012	0.0066	0.018
2/25/2025		0.0071	0.0083	0.0037 (J)	0.0059	0.0036 (J)	0.013	0.0081	0.02
8/12/2025		0.0065	0.0079	0.0029 (J)	0.0045 (J)	0.0033 (J)	0.014	0.0073	0.02
2/17/2026		0.0064	0.0084	0.0048 (J)	0.0048 (J)	0.0031 (J)	0.016	0.0078	0.021

Time Series

Constituent: Barium (mg/L) Analysis Run 5/6/2026 8:28 PM

Plant Yates Client: Southern Company Data: Yates AMA-R6

	YGWA-14S (bg)
5/1/2007	
9/12/2007	
3/20/2008	
8/27/2008	
3/3/2009	
11/18/2009	
3/3/2010	
9/8/2010	
3/10/2011	
9/8/2011	
3/5/2012	
9/10/2012	
2/6/2013	
8/12/2013	
2/5/2014	
8/5/2014	
2/4/2015	
8/3/2015	
2/16/2016	
6/1/2016	
6/2/2016	0.0081
7/21/2016	
7/25/2016	
7/26/2016	0.0082 (J)
8/31/2016	
9/13/2016	
9/14/2016	
9/15/2016	0.0087 (J)
11/1/2016	
11/2/2016	0.0082 (J)
11/4/2016	
11/28/2016	
12/15/2016	
1/10/2017	0.0086 (J)
1/11/2017	
1/12/2017	
1/13/2017	
1/16/2017	
2/22/2017	
3/1/2017	
3/2/2017	
3/3/2017	
3/6/2017	
3/7/2017	
3/8/2017	0.0088 (J)
4/26/2017	0.0085 (J)
4/27/2017	
4/28/2017	
5/1/2017	
5/2/2017	
5/8/2017	
5/26/2017	

Time Series

Constituent: Barium (mg/L) Analysis Run 5/6/2026 8:28 PM

Plant Yates Client: Southern Company Data: Yates AMA-R6

	YGWA-14S (bg)
6/27/2017	
6/28/2017	
6/29/2017	
6/30/2017	0.0081 (J)
7/17/2017	
10/16/2017	
2/19/2018	
3/27/2018	<0.01
3/28/2018	
3/29/2018	
6/5/2018	
6/6/2018	
6/7/2018	
6/8/2018	0.007 (J)
8/6/2018	
9/26/2018	
10/1/2018	0.007 (J)
2/25/2019	
2/26/2019	0.0067 (J)
2/27/2019	
3/4/2019	
3/28/2019	
3/29/2019	0.0066 (J)
4/1/2019	
4/3/2019	
6/12/2019	
8/19/2019	
9/24/2019	
9/25/2019	0.0071 (J)
10/8/2019	
2/10/2020	
2/11/2020	
2/12/2020	0.007 (J)
3/17/2020	
3/18/2020	0.0076 (J)
3/19/2020	
3/24/2020	
3/25/2020	
8/26/2020	
9/22/2020	
9/23/2020	
9/25/2020	0.0073 (J)
2/8/2021	
2/9/2021	
2/10/2021	0.0078 (J)
2/12/2021	
3/2/2021	0.0076
3/3/2021	
8/19/2021	0.0077
8/20/2021	
8/26/2021	
8/27/2021	

ND substitution: RL or RL/2 if <15% NDs.

Time Series

Constituent: Barium (mg/L) Analysis Run 5/6/2026 8:28 PM

Plant Yates Client: Southern Company Data: Yates AMA-R6

	YGWA-14S (bg)
2/8/2022	
2/9/2022	
2/10/2022	0.0088
2/11/2022	
8/30/2022	
8/31/2022	0.0075
2/7/2023	
2/8/2023	0.0089
2/9/2023	
8/15/2023	0.0079
8/16/2023	
2/20/2024	
2/23/2024	0.0096
8/20/2024	0.0075
2/25/2025	0.0084
8/12/2025	0.0075
2/17/2026	0.0098

Time Series

Constituent: Barium (mg/L) Analysis Run 5/6/2026 8:28 PM

Plant Yates Client: Southern Company Data: Yates AMA-R6

	YGWA-17S (bg)	YGWA-18I (bg)	YGWA-18S (bg)	YGWA-20S (bg)	YGWA-21I (bg)	YGWA-30I (bg)	YGWA-39 (bg)	YGWA-40 (bg)	YGWA-47 (bg)
6/2/2016						0.0064			
6/6/2016		0.028	0.019						
6/7/2016	0.012			0.014	0.0058				
7/25/2016						0.0071 (J)			
7/27/2016	0.0126	0.0294	0.0167	0.0141					
7/28/2016					0.0068 (J)				
8/30/2016									0.0413
9/16/2016	0.0127		0.0168						
9/19/2016		0.0247		0.0155	0.0071 (J)	0.0069 (J)			
11/1/2016						0.007 (J)			
11/2/2016				0.0157					
11/3/2016	0.0128	0.0248	0.0159		0.0092 (J)				
11/14/2016									0.0383
1/11/2017	0.0142	0.0266	0.0162						
1/13/2017				0.0158	0.0105				
1/16/2017						0.0071 (J)			
2/21/2017						0.0077 (J)			
2/24/2017									0.0351
3/1/2017		0.0275	0.0195						
3/2/2017	0.0155								
3/6/2017				0.0163	0.0105				
4/26/2017		0.024	0.0182	0.0177	0.011	0.0074 (J)			
5/2/2017	0.0138								
5/8/2017									0.0251
6/28/2017		0.0237	0.018						
6/29/2017	0.0128			0.017	0.0109				
6/30/2017						0.0076 (J)			
7/11/2017									0.0233
10/10/2017									0.0207
10/11/2017							0.0092 (J)		
10/12/2017								0.0328	
11/20/2017							0.0081 (J)	0.0671	
1/10/2018								0.0656	
1/11/2018							0.0077 (J)		
1/12/2018									
2/19/2018								0.06	
2/20/2018							<0.01		
3/27/2018						<0.01			
3/28/2018	0.014	0.024	0.021						
3/29/2018				0.014	<0.01				
4/2/2018									0.022
4/3/2018							<0.01	0.045	
6/5/2018					0.011				
6/6/2018				0.015					
6/7/2018		0.023							
6/11/2018	0.013		0.019			0.007 (J)			
6/28/2018							0.0078 (J)	0.047	
8/7/2018							0.0078 (J)	0.048	
9/19/2018									0.023
9/24/2018							0.0071 (J)	0.042	
9/25/2018	0.014	0.023	0.019	0.015	0.011				
10/2/2018						0.0069 (J)			

ND substitution: RL or RL/2 if <15% NDs.

Time Series

Constituent: Barium (mg/L) Analysis Run 5/6/2026 8:28 PM

Plant Yates Client: Southern Company Data: Yates AMA-R6

	YGWA-17S (bg)	YGWA-18I (bg)	YGWA-18S (bg)	YGWA-20S (bg)	YGWA-21I (bg)	YGWA-30I (bg)	YGWA-39 (bg)	YGWA-40 (bg)	YGWA-47 (bg)
2/26/2019						0.007 (J)			
3/5/2019	0.015		0.02	0.016	0.011				
3/6/2019		0.024							
4/1/2019						0.0072 (J)			
4/2/2019	0.016				0.011				
4/3/2019		0.025	0.017	0.018					
8/20/2019									0.024
8/21/2019							0.015	0.035	
8/22/2019									
9/24/2019					0.011				
9/25/2019	0.015			0.014		0.0066 (J)			
9/26/2019		0.021	0.017						
10/8/2019									0.025
10/9/2019							0.013	0.036	
2/11/2020	0.015	0.022	0.019						
2/12/2020				0.014	0.011	0.0073 (J)	0.011	0.035	
2/14/2020									
3/17/2020									0.035
3/19/2020						0.0074 (J)			
3/24/2020	0.015	0.021	0.017	0.015	0.011			0.033	
3/25/2020							0.014		
8/27/2020									0.027
9/22/2020									0.026
9/23/2020	0.015	0.021	0.016						
9/24/2020				0.015	0.01	0.0062 (J)	0.016	0.028	
9/25/2020									
2/9/2021	0.016	0.023	0.017	0.015	0.011				
2/10/2021							0.027	0.032	
2/11/2021						0.0077 (J)			
3/1/2021						0.007			0.029
3/3/2021	0.017	0.023	0.017	0.015					
3/4/2021					0.011		0.028	0.032	
8/19/2021						0.0071			0.029
8/26/2021			0.015				0.038		
8/27/2021	0.016	0.02		0.013					
9/1/2021					0.0099				
9/3/2021								0.035	
2/8/2022							0.041	0.039	0.03
2/9/2022	0.017	0.021	0.014	0.014	0.011				
2/10/2022									
2/11/2022						0.0077			
8/30/2022	0.017	0.017	0.012		0.0085				
8/31/2022				0.011		0.0068	0.035	0.035	0.029
9/1/2022									
2/7/2023	0.017	0.019	0.012	0.014	0.01		0.03		
2/8/2023						0.0066		0.037	0.031
8/15/2023	0.016	0.02	0.012	0.012	0.0075		0.031	0.034	0.032
8/16/2023						0.0066			
2/20/2024	0.017	0.02		0.013	0.0065	0.0064	0.029	0.033	0.031
2/22/2024									
2/23/2024			0.013						
8/20/2024	0.016	0.019		0.012	0.0083	0.0067			0.031

Time Series

Constituent: Barium (mg/L) Analysis Run 5/6/2026 8:28 PM

Plant Yates Client: Southern Company Data: Yates AMA-R6

	YGWA-17S (bg)	YGWA-18I (bg)	YGWA-18S (bg)	YGWA-20S (bg)	YGWA-21I (bg)	YGWA-30I (bg)	YGWA-39 (bg)	YGWA-40 (bg)	YGWA-47 (bg)
8/21/2024			0.015				0.03	0.033	
8/23/2024									
2/25/2025	0.018	0.021	0.014	0.015	0.0077	0.0076	0.031	0.031	0.033
2/26/2025									
8/12/2025	0.019	0.021	0.011	0.016	0.0078	0.0072	0.031	0.029	0.036
8/14/2025									
2/17/2026	0.019	0.023	0.012	0.017	0.0083	0.0076	0.041	0.034	0.035
2/18/2026									

Time Series

Constituent: Barium (mg/L) Analysis Run 5/6/2026 8:28 PM

Plant Yates Client: Southern Company Data: Yates AMA-R6

	YGWC-38
6/2/2016	
6/6/2016	
6/7/2016	
7/25/2016	
7/27/2016	
7/28/2016	
8/30/2016	
9/16/2016	
9/19/2016	
11/1/2016	
11/2/2016	
11/3/2016	
11/14/2016	
1/11/2017	
1/13/2017	
1/16/2017	
2/21/2017	
2/24/2017	
3/1/2017	
3/2/2017	
3/6/2017	
4/26/2017	
5/2/2017	
5/8/2017	
6/28/2017	
6/29/2017	
6/30/2017	
7/11/2017	
10/10/2017	
10/11/2017	
10/12/2017	0.0269
11/20/2017	0.0255
1/10/2018	
1/11/2018	
1/12/2018	0.0236
2/19/2018	
2/20/2018	0.026
3/27/2018	
3/28/2018	
3/29/2018	
4/2/2018	
4/3/2018	0.023
6/5/2018	
6/6/2018	
6/7/2018	
6/11/2018	
6/28/2018	0.024
8/7/2018	0.023
9/19/2018	
9/24/2018	0.021
9/25/2018	
10/2/2018	

Time Series

Constituent: Barium (mg/L) Analysis Run 5/6/2026 8:28 PM

Plant Yates Client: Southern Company Data: Yates AMA-R6

	YGWC-38
2/26/2019	
3/5/2019	
3/6/2019	
4/1/2019	
4/2/2019	
4/3/2019	
8/20/2019	
8/21/2019	
8/22/2019	0.019
9/24/2019	
9/25/2019	
9/26/2019	
10/8/2019	
10/9/2019	0.019
2/11/2020	
2/12/2020	
2/14/2020	0.019
3/17/2020	
3/19/2020	
3/24/2020	
3/25/2020	0.018
8/27/2020	
9/22/2020	
9/23/2020	
9/24/2020	
9/25/2020	0.015
2/9/2021	0.016
2/10/2021	
2/11/2021	
3/1/2021	
3/3/2021	
3/4/2021	0.016
8/19/2021	
8/26/2021	0.016
8/27/2021	
9/1/2021	
9/3/2021	
2/8/2022	
2/9/2022	
2/10/2022	0.016
2/11/2022	
8/30/2022	
8/31/2022	
9/1/2022	0.014
2/7/2023	
2/8/2023	0.016
8/15/2023	
8/16/2023	0.015
2/20/2024	
2/22/2024	0.015
2/23/2024	
8/20/2024	

Time Series

Constituent: Barium (mg/L) Analysis Run 5/6/2026 8:28 PM

Plant Yates Client: Southern Company Data: Yates AMA-R6

	YGWC-38
8/21/2024	
8/23/2024	0.016
2/25/2025	
2/26/2025	0.017
8/12/2025	
8/14/2025	0.015
2/17/2026	
2/18/2026	0.018

Time Series

Constituent: Barium (mg/L) Analysis Run 5/6/2026 8:28 PM

Plant Yates Client: Southern Company Data: Yates AMA-R6

	YGWC-41	YGWC-23S	YGWC-24SB	YGWC-36A	YGWC-42	YGWC-43	YGWC-49	YGWC-50	YAMW-1
6/7/2016		0.045							
6/8/2016			0.02						
7/28/2016		0.0511							
8/1/2016			0.02						
8/30/2016					0.0455				
8/31/2016						0.0065 (J)			
9/1/2016							0.077		
9/2/2016				0.0409					
9/20/2016		0.0561	0.0203						
11/8/2016		0.054	0.0191						
11/14/2016				0.0182					
11/15/2016							0.0772		
11/16/2016					0.0541	0.0092 (J)			
1/16/2017		0.0528							
1/17/2017			0.0192						
2/24/2017						0.0144			
2/27/2017					0.0573		0.0888		
2/28/2017				0.023					
3/8/2017			0.0189						
3/9/2017		0.0469							
5/2/2017		0.0427	0.019						
5/9/2017				0.0349			0.0792		
5/10/2017					0.0517	0.0173			
7/7/2017			0.019						
7/10/2017		0.0395							
7/11/2017					0.0451	0.0183			
7/13/2017				0.0484			0.0839		
9/22/2017				0.0491					
9/29/2017				0.0452					
10/6/2017				0.0508					
10/11/2017							0.078		
10/12/2017	0.0394				0.0429	0.0205			
11/21/2017	0.032								
1/11/2018	0.03								
2/19/2018	0.031								
3/30/2018		0.03	0.02	0.043					
4/3/2018	0.03								
4/4/2018					0.041	0.024	0.074		
6/12/2018		0.024	0.018						
6/13/2018				0.046					
6/27/2018	0.028								
8/7/2018	0.027								
9/20/2018					0.038	0.035	0.074		
9/24/2018	0.026								
9/26/2018			0.019	0.048					
9/27/2018		0.022							
10/16/2018									0.048
3/5/2019			0.019						
3/6/2019		0.019		0.041					
4/4/2019		0.019	0.02	0.042					
8/21/2019						0.03			
8/22/2019	0.021				0.031				

Time Series

Constituent: Barium (mg/L) Analysis Run 5/6/2026 8:28 PM

Plant Yates Client: Southern Company Data: Yates AMA-R6

	YGWC-41	YGWC-23S	YGWC-24SB	YGWC-36A	YGWC-42	YGWC-43	YGWC-49	YGWC-50	YAMW-1
9/26/2019			0.017	0.025			0.065		0.047
9/27/2019		0.018							
10/9/2019	0.021				0.027	0.04			
2/13/2020			0.016						
2/14/2020	0.024			0.026	0.031				
2/17/2020		0.024				0.037	0.071		
3/25/2020	0.021			0.025	0.03	0.033	0.071		0.04
3/26/2020		0.027	0.019						
9/23/2020			0.026						
9/24/2020		0.035			0.026		0.066		0.028
9/25/2020	0.016					0.046			
10/7/2020				0.04					
2/9/2021		0.042	0.031			0.041	0.071		0.039
2/10/2021	0.017			0.035	0.031				
3/3/2021			0.025						0.035
3/4/2021	0.017	0.043		0.028	0.03	0.039	0.069		
8/25/2021		0.049			0.027				
8/26/2021	0.018								
9/1/2021			0.025				0.066		0.075
9/3/2021				0.038					
9/27/2021						0.0097			
2/8/2022	0.021					0.029	0.07		
2/10/2022		0.058	0.026		0.026				0.084
2/11/2022				0.044					
8/31/2022							0.058		0.085
9/1/2022	0.019	0.053		0.059	0.023	0.029			
2/8/2023	0.022	0.053			0.023	0.031			
2/9/2023				0.097			0.063		0.078
2/10/2023			0.031						
8/16/2023	0.02	0.052	0.025	0.19	0.024	0.029	0.058		0.092
8/17/2023								0.022	
12/20/2023								0.02	
2/21/2024		0.053					0.054		
2/22/2024	0.019				0.021	0.028		0.018	
2/23/2024			0.032	0.13					0.087
6/10/2024								0.016	
8/21/2024		0.057							
8/22/2024			0.025	0.089	0.022	0.035	0.054		0.086
8/23/2024	0.019							0.017	
11/26/2024								0.019	
2/26/2025	0.021			0.073	0.023		0.055	0.017	0.083
2/27/2025		0.08				0.031			
3/17/2025			0.027						
5/21/2025								0.015 (J)	
7/31/2025									0.062
8/12/2025				0.059					
8/13/2025	0.019	0.076			0.021				
8/14/2025			0.028			0.028	0.048		
10/8/2025								0.015	
2/18/2026			0.026	0.045		0.028			0.1
2/19/2026	0.021	0.076			0.023		0.052	0.015 (J)	

Time Series

Constituent: Barium (mg/L) Analysis Run 5/6/2026 8:28 PM

Plant Yates Client: Southern Company Data: Yates AMA-R6

	YAMW-2
6/7/2016	
6/8/2016	
7/28/2016	
8/1/2016	
8/30/2016	
8/31/2016	
9/1/2016	
9/2/2016	
9/20/2016	
11/8/2016	
11/14/2016	
11/15/2016	
11/16/2016	
1/16/2017	
1/17/2017	
2/24/2017	
2/27/2017	
2/28/2017	
3/8/2017	
3/9/2017	
5/2/2017	
5/9/2017	
5/10/2017	
7/7/2017	
7/10/2017	
7/11/2017	
7/13/2017	
9/22/2017	
9/29/2017	
10/6/2017	
10/11/2017	
10/12/2017	
11/21/2017	
1/11/2018	
2/19/2018	
3/30/2018	
4/3/2018	
4/4/2018	
6/12/2018	
6/13/2018	
6/27/2018	
8/7/2018	
9/20/2018	
9/24/2018	
9/26/2018	
9/27/2018	
10/16/2018	
3/5/2019	
3/6/2019	
4/4/2019	
8/21/2019	
8/22/2019	

Time Series

Constituent: Barium (mg/L) Analysis Run 5/6/2026 8:28 PM

Plant Yates Client: Southern Company Data: Yates AMA-R6

	YAMW-2
9/26/2019	
9/27/2019	
10/9/2019	
2/13/2020	
2/14/2020	
2/17/2020	
3/25/2020	
3/26/2020	
9/23/2020	0.0092 (J)
9/24/2020	
9/25/2020	
10/7/2020	
2/9/2021	0.0085 (J)
2/10/2021	
3/3/2021	0.0082
3/4/2021	
8/25/2021	
8/26/2021	
9/1/2021	0.0072
9/3/2021	
9/27/2021	
2/8/2022	
2/10/2022	0.0074
2/11/2022	
8/31/2022	
9/1/2022	0.0092
2/8/2023	0.0064
2/9/2023	
2/10/2023	
8/16/2023	
8/17/2023	0.0092
12/20/2023	
2/21/2024	
2/22/2024	0.0068
2/23/2024	
6/10/2024	
8/21/2024	0.0089
8/22/2024	
8/23/2024	
11/26/2024	
2/26/2025	0.01
2/27/2025	
3/17/2025	
5/21/2025	
7/31/2025	
8/12/2025	
8/13/2025	0.0083
8/14/2025	
10/8/2025	
2/18/2026	
2/19/2026	0.0079

Time Series

Constituent: Barium (mg/L) Analysis Run 5/6/2026 8:28 PM

Plant Yates Client: Southern Company Data: Yates AMA-R6

	YAMW-3	YAMW-4	YAMW-5	PZ-35	PZ-37D	PZ-37	PZ-51	PZ-52D	PZ-54D
10/12/2017						0.064			
11/21/2017						0.0579			
1/11/2018						0.0549			
2/20/2018						0.059			
4/3/2018						0.051			
6/29/2018						0.054			
8/6/2018						0.048			
9/24/2018						0.047			
10/16/2018				0.063					
9/26/2019				0.039					
3/25/2020				0.039					
9/23/2020		0.0063 (J)							
9/24/2020			0.057	0.034					
9/25/2020						0.034			
2/9/2021		0.02	0.042			0.036			
2/10/2021				0.032					
3/3/2021		0.021							
3/4/2021			0.039	0.033		0.036			
5/13/2021					0.015				
8/25/2021		0.0037 (J)				0.035			
8/26/2021			0.036						
9/1/2021				0.067					
9/3/2021					0.015				
11/4/2021								0.026	
2/10/2022	0.038	0.0033 (J)	0.034	0.074		0.029	0.017		
2/11/2022					0.013			0.032	
4/4/2022						0.024			
4/7/2022						0.026			
8/31/2022				0.1					
9/1/2022	0.024	0.003 (J)	0.034		0.033	0.023	0.013	0.015	
2/8/2023		0.003 (J)	0.039		0.018	0.022		0.012	
2/9/2023	0.045			0.13			0.015		
8/16/2023	0.026	0.0031 (J)	0.036	0.18	0.021		0.014		
8/17/2023						0.023		0.011	
2/21/2024	0.032				0.02	0.021		0.0091	
2/22/2024		0.003 (J)	0.035				0.015		
2/23/2024				0.21					
6/12/2024									0.92
8/21/2024					0.028	0.022		0.0079	
8/22/2024	0.031			0.15			0.014		
8/23/2024		0.0031 (J)	0.035						
11/7/2024									0.042
2/25/2025				0.25					
2/26/2025	0.034	0.0033 (J)							
2/27/2025			0.038		0.021	0.023	0.015	0.016	0.04
7/31/2025				0.096					
8/13/2025	0.028	0.0032 (J)	0.032					0.0096	0.036
8/14/2025					0.019	0.02	0.013		
2/18/2026					0.022	0.02	0.014	0.0096	0.045
2/19/2026	0.031	0.0031 (J)	0.035						

Time Series

Constituent: Barium (mg/L) Analysis Run 5/6/2026 8:28 PM

Plant Yates Client: Southern Company Data: Yates AMA-R6

	PZ-55
10/12/2017	
11/21/2017	
1/11/2018	
2/20/2018	
4/3/2018	
6/29/2018	
8/6/2018	
9/24/2018	
10/16/2018	
9/26/2019	
3/25/2020	
9/23/2020	
9/24/2020	
9/25/2020	
2/9/2021	
2/10/2021	
3/3/2021	
3/4/2021	
5/13/2021	
8/25/2021	
8/26/2021	
9/1/2021	
9/3/2021	
11/4/2021	
2/10/2022	
2/11/2022	
4/4/2022	
4/7/2022	
8/31/2022	
9/1/2022	
2/8/2023	
2/9/2023	
8/16/2023	
8/17/2023	
2/21/2024	
2/22/2024	0.045
2/23/2024	
6/12/2024	
8/21/2024	0.042
8/22/2024	
8/23/2024	
11/7/2024	
2/25/2025	
2/26/2025	
2/27/2025	0.044
7/31/2025	
8/13/2025	
8/14/2025	0.056
2/18/2026	
2/19/2026	0.036

Time Series

Constituent: Beryllium (mg/L) Analysis Run 5/6/2026 8:28 PM

Plant Yates Client: Southern Company Data: Yates AMA-R6

	GWA-2 (bg)	YGWA-1D (bg)	YGWA-1I (bg)	YGWA-2I (bg)	YGWA-3D (bg)	YGWA-3I (bg)	YGWA-4I (bg)	YGWA-5D (bg)	YGWA-5I (bg)
5/1/2007	<0.0005								
9/12/2007	<0.0005								
3/20/2008	<0.0005								
8/27/2008	<0.0005								
3/3/2009	<0.0005								
11/18/2009	<0.0005								
3/3/2010	<0.0005								
9/8/2010	<0.0005								
3/10/2011	<0.0005								
9/8/2011	<0.0005								
3/5/2012	<0.0005								
9/10/2012	<0.0005								
2/6/2013	<0.0005								
8/12/2013	<0.0005								
2/5/2014	<0.0005								
8/5/2014	<0.0005								
2/4/2015	<0.0005								
8/3/2015	<0.0005								
2/16/2016	<0.0005								
6/1/2016		<0.0004	<0.0004			<0.0004			
6/2/2016					<0.0004		<0.0004	<0.0004	<0.0004
7/21/2016	<0.0005								
7/25/2016			<0.0004			<0.0004			
7/26/2016		<0.0004			<0.0004		<0.0004	<0.0004	<0.0004
8/31/2016	<0.0005								
9/13/2016		<0.0004	<0.0004						
9/14/2016				<0.0004		<0.0004	<0.0004	<0.0004	<0.0004
9/15/2016					<0.0004				
11/1/2016		<0.0004			<0.0004	<0.0004			
11/2/2016							<0.0004	<0.0004	
11/4/2016			<0.0004	<0.0004					<0.0004
11/28/2016	<0.0005								
12/15/2016				<0.0004					
1/10/2017									
1/11/2017		<0.0004			<0.0004	<0.0004			
1/12/2017								<0.0004	<0.0004
1/13/2017							<0.0004		
1/16/2017			<0.0004	<0.0004					
2/22/2017	<0.0005								
3/1/2017						<0.0004			
3/2/2017		<0.0004	<0.0004		<0.0004				
3/3/2017				<0.0004					
3/6/2017							<0.0004		
3/7/2017								<0.0004	<0.0004
3/8/2017									
4/26/2017					<0.0004	<0.0004			
4/27/2017		<0.0004	<0.0004						
4/28/2017				<0.0004					
5/1/2017							<0.0004	<0.0004	
5/2/2017									<0.0004
5/8/2017	<0.0005								
5/26/2017				<0.0004					

ND substitution: RL or RL/2 if <15% NDs.

Time Series

Constituent: Beryllium (mg/L) Analysis Run 5/6/2026 8:28 PM

Plant Yates Client: Southern Company Data: Yates AMA-R6

	GWA-2 (bg)	YGWA-1D (bg)	YGWA-1I (bg)	YGWA-2I (bg)	YGWA-3D (bg)	YGWA-3I (bg)	YGWA-4I (bg)	YGWA-5D (bg)	YGWA-5I (bg)
6/27/2017		<0.0004	<0.0004					<0.0004	<0.0004
6/28/2017				<0.0004	<0.0004	<0.0004			
6/29/2017							<0.0004		
6/30/2017									
7/17/2017	<0.0005								
10/16/2017	<0.0005								
2/19/2018	<0.0005								
3/27/2018			<0.0004						
3/28/2018				<0.0004	<0.0004	<0.0004			
3/29/2018		<0.0004					<0.0004	<0.0004	<0.0004
6/6/2018								<0.0004	
6/7/2018							<0.0004		<0.0004
8/6/2018	<0.0005								
9/26/2018							<0.0004	<0.0004	<0.0004
2/25/2019	<0.0005								
2/26/2019									
2/27/2019		<0.0004	<0.0004	<0.0004	<0.0004	<0.0004			
3/4/2019							<0.0004	<0.0004	<0.0004
3/28/2019		<0.0004	<0.0004						
3/29/2019				<0.0004					
4/1/2019					<0.0004	<0.0004			
4/3/2019							<0.0004	<0.0004	<0.0004
6/12/2019	<0.0005								
8/19/2019	<0.0005								
9/24/2019		<0.0004	<0.0004	<0.0004				<0.0004	<0.0004
9/25/2019					<0.0004	<0.0004	<0.0004		
10/8/2019	<0.0005								
2/10/2020		<0.0004	<0.0004						
2/11/2020				<0.0004		<0.0004			
2/12/2020					<0.0004		<0.0004	<0.0004	<0.0004
3/17/2020	<0.0005								
3/18/2020			<0.0004						
3/19/2020		<0.0004		<0.0004	<0.0004	<0.0004			
3/24/2020								<0.0004	<0.0004
3/25/2020							<0.0004		
8/26/2020	<0.0005								
9/22/2020	<0.0005						<0.0004	<0.0004	<0.0004
9/23/2020		<0.0004	<0.0004	<0.0004	<0.0004	5.9E-05 (J)			
9/25/2020									
2/8/2021								<0.0004	<0.0004
2/9/2021							<0.0004		
2/10/2021				<0.0004	<0.0004	<0.0004			
2/12/2021		<0.0004	<0.0004						
3/2/2021	<0.0005							<0.0004	<0.0004
3/3/2021		<0.0004	<0.0004	<0.0004	<0.0004	<0.0004	<0.0004		
8/19/2021		<0.0004	<0.0004		<0.0004				
8/20/2021	<0.0005								
8/26/2021							<0.0004	<0.0004	<0.0004
8/27/2021				<0.0004		<0.0004			
2/8/2022	<0.0005								
2/9/2022		<0.0004	<0.0004	<0.0004	<0.0004	<0.0004			
2/10/2022								<0.0004	<0.0004

ND substitution: RL or RL/2 if <15% NDs.

Time Series

Constituent: Beryllium (mg/L) Analysis Run 5/6/2026 8:28 PM

Plant Yates Client: Southern Company Data: Yates AMA-R6

	GWA-2 (bg)	YGWA-1D (bg)	YGWA-1I (bg)	YGWA-2I (bg)	YGWA-3D (bg)	YGWA-3I (bg)	YGWA-4I (bg)	YGWA-5D (bg)	YGWA-5I (bg)
2/11/2022							<0.0004		
8/30/2022	<0.0005	<0.0004		<0.0004				<0.0004	<0.0004
8/31/2022			<0.0004		<0.0004	<0.0004	<0.0004		
2/7/2023	<0.0005	0.0011	0.00054	<0.0004				<0.0004	
2/8/2023					<0.0004	<0.0004			
2/9/2023							<0.0004		<0.0004
8/15/2023	<0.0005	<0.0004	<0.0004	<0.0004	<0.0004		<0.0004	<0.0004	<0.0004
8/16/2023						<0.0004			
2/20/2024	<0.0005	<0.0004	<0.0004	<0.0004	<0.0004	<0.0004	<0.0004	<0.0004	<0.0004
2/23/2024									
8/20/2024		<0.0004	<0.0004	<0.0004	<0.0004	<0.0004	<0.0004	<0.0004	<0.0004
2/25/2025		<0.0004	<0.0004	<0.0004	<0.0004	<0.0004	<0.0004	<0.0004	<0.0004
8/12/2025		<0.0004	<0.0004	<0.0004	<0.0004	<0.0004	<0.0004	<0.0004	<0.0004
2/17/2026		<0.0004	<0.0004	<0.0004	<0.0004	<0.0004	<0.0004	<0.0004	<0.0004

ND substitution: RL or RL/2 if <15% NDs.

Time Series

Constituent: Beryllium (mg/L) Analysis Run 5/6/2026 8:28 PM

Plant Yates Client: Southern Company Data: Yates AMA-R6

	YGWA-14S (bg)
5/1/2007	
9/12/2007	
3/20/2008	
8/27/2008	
3/3/2009	
11/18/2009	
3/3/2010	
9/8/2010	
3/10/2011	
9/8/2011	
3/5/2012	
9/10/2012	
2/6/2013	
8/12/2013	
2/5/2014	
8/5/2014	
2/4/2015	
8/3/2015	
2/16/2016	
6/1/2016	
6/2/2016	<0.003
7/21/2016	
7/25/2016	
7/26/2016	0.0002 (J)
8/31/2016	
9/13/2016	
9/14/2016	
9/15/2016	0.0002 (J)
11/1/2016	
11/2/2016	0.0002 (J)
11/4/2016	
11/28/2016	
12/15/2016	
1/10/2017	0.0002 (J)
1/11/2017	
1/12/2017	
1/13/2017	
1/16/2017	
2/22/2017	
3/1/2017	
3/2/2017	
3/3/2017	
3/6/2017	
3/7/2017	
3/8/2017	0.0002 (J)
4/26/2017	0.0002 (J)
4/27/2017	
4/28/2017	
5/1/2017	
5/2/2017	
5/8/2017	
5/26/2017	

ND substitution: RL or RL/2 if <15% NDs.

Time Series

Constituent: Beryllium (mg/L) Analysis Run 5/6/2026 8:28 PM

Plant Yates Client: Southern Company Data: Yates AMA-R6

	YGWA-14S (bg)
6/27/2017	
6/28/2017	
6/29/2017	
6/30/2017	0.0002 (J)
7/17/2017	
10/16/2017	
2/19/2018	
3/27/2018	<0.003
3/28/2018	
3/29/2018	
6/6/2018	
6/7/2018	
8/6/2018	
9/26/2018	
2/25/2019	
2/26/2019	0.00016 (J)
2/27/2019	
3/4/2019	
3/28/2019	
3/29/2019	0.00017 (J)
4/1/2019	
4/3/2019	
6/12/2019	
8/19/2019	
9/24/2019	
9/25/2019	0.00018 (J)
10/8/2019	
2/10/2020	
2/11/2020	
2/12/2020	0.00019 (J)
3/17/2020	
3/18/2020	0.00021 (J)
3/19/2020	
3/24/2020	
3/25/2020	
8/26/2020	
9/22/2020	
9/23/2020	
9/25/2020	0.00018 (J)
2/8/2021	
2/9/2021	
2/10/2021	0.00019 (J)
2/12/2021	
3/2/2021	0.00018 (J)
3/3/2021	
8/19/2021	0.00022 (J)
8/20/2021	
8/26/2021	
8/27/2021	
2/8/2022	
2/9/2022	
2/10/2022	0.00025 (J)

ND substitution: RL or RL/2 if <15% NDs.

Time Series

Constituent: Beryllium (mg/L) Analysis Run 5/6/2026 8:28 PM

Plant Yates Client: Southern Company Data: Yates AMA-R6

	YGWA-14S (bg)
2/11/2022	
8/30/2022	
8/31/2022	0.0002 (J)
2/7/2023	
2/8/2023	0.00022 (J)
2/9/2023	
8/15/2023	0.00018 (J)
8/16/2023	
2/20/2024	
2/23/2024	0.00024 (J)
8/20/2024	0.00021 (J)
2/25/2025	0.0002 (J)
8/12/2025	0.00021 (J)
2/17/2026	0.00024 (J)

Time Series

Constituent: Beryllium (mg/L) Analysis Run 5/6/2026 8:28 PM

Plant Yates Client: Southern Company Data: Yates AMA-R6

	YGWA-17S (bg)	YGWA-18I (bg)	YGWA-18S (bg)	YGWA-20S (bg)	YGWA-21I (bg)	YGWA-30I (bg)	YGWA-39 (bg)	YGWA-40 (bg)	YGWA-47 (bg)
6/2/2016						<0.0004			
6/6/2016		<0.0004	<0.0004						
6/7/2016	<0.0004			<0.0004	<0.0004				
7/25/2016						<0.0004			
7/27/2016	<0.0004	<0.0004	<0.0004	<0.0004					
7/28/2016					<0.0004				
8/30/2016									<0.0004
9/16/2016	<0.0004		<0.0004						
9/19/2016		<0.0004		<0.0004	<0.0004	<0.0004			
11/1/2016						<0.0004			
11/2/2016				<0.0004					
11/3/2016	<0.0004	<0.0004	<0.0004		<0.0004				
11/14/2016									<0.0004
1/11/2017	<0.0004	<0.0004	<0.0004						
1/13/2017				<0.0004	<0.0004				
1/16/2017						<0.0004			
2/21/2017						<0.0004			
2/24/2017									<0.0004
3/1/2017		<0.0004	<0.0004						
3/2/2017	8E-05 (J)								
3/6/2017				<0.0004	<0.0004				
4/26/2017		<0.0004	<0.0004	<0.0004	<0.0004	<0.0004			
5/2/2017	<0.0004								
5/8/2017									7E-05 (J)
6/28/2017		<0.0004	<0.0004						
6/29/2017	<0.0004			<0.0004	<0.0004				
6/30/2017						<0.0004			
7/11/2017									<0.0004
10/10/2017									<0.0004
10/11/2017							<0.0004		
10/12/2017								0.0002 (J)	
11/20/2017							<0.0004	0.0003 (J)	
1/10/2018								0.0003 (J)	
1/11/2018							<0.0004		
1/12/2018									
2/19/2018								<0.0025	
2/20/2018							<0.0004		
3/27/2018						<0.0004			
3/28/2018	<0.0004	<0.0004	<0.0004						
3/29/2018				<0.0004	<0.0004				
4/2/2018									<0.0004
4/3/2018							<0.0004	<0.0025	
6/5/2018					<0.0004				
6/6/2018				8E-05 (J)					
6/7/2018		<0.0004							
6/11/2018	9E-05 (J)		5.7E-05 (J)						
6/28/2018							<0.0004	0.00029 (J)	
8/7/2018							<0.0004	0.00024 (J)	
9/19/2018									5.7E-05 (J)
9/24/2018							<0.0004	0.00019 (J)	
9/25/2018	8.9E-05 (J)	<0.0004	8.2E-05 (J)	6.1E-05 (J)	<0.0004				
2/26/2019						7.2E-05 (J)			

ND substitution: RL or RL/2 if <15% NDs.

Time Series

Constituent: Beryllium (mg/L) Analysis Run 5/6/2026 8:28 PM

Plant Yates Client: Southern Company Data: Yates AMA-R6

	YGWA-17S (bg)	YGWA-18I (bg)	YGWA-18S (bg)	YGWA-20S (bg)	YGWA-21I (bg)	YGWA-30I (bg)	YGWA-39 (bg)	YGWA-40 (bg)	YGWA-47 (bg)
3/5/2019	9.1E-05 (J)		7.9E-05 (J)	0.00011 (J)	<0.0004				
3/6/2019		<0.0004							
4/1/2019						<0.0004			
4/2/2019	9E-05 (J)				<0.0004				
4/3/2019		<0.0004	7.5E-05 (J)	6.4E-05 (J)					
8/20/2019									<0.0004
8/21/2019							<0.0004	0.0002 (J)	
8/22/2019									
9/24/2019					<0.0004				
9/25/2019	8.1E-05 (J)			<0.0004		<0.0004			
9/26/2019		<0.0004	8.4E-05 (J)						
10/9/2019							<0.0004	0.0002 (J)	
2/11/2020	7.8E-05 (J)	<0.0004	7.6E-05 (J)						
2/12/2020				7.8E-05 (J)	<0.0004	<0.0004	<0.0004	0.00018 (J)	
2/14/2020									
3/19/2020						<0.0004			
3/24/2020	8E-05 (J)	<0.0004	8.9E-05 (J)	7.6E-05 (J)	<0.0004			0.00022 (J)	
3/25/2020							<0.0004		
8/27/2020									4.7E-05 (J)
9/22/2020									<0.0004
9/23/2020	8.1E-05 (J)	<0.0004	8.8E-05 (J)						
9/24/2020				8.3E-05 (J)	<0.0004	<0.0004	<0.0004	0.0002 (J)	
9/25/2020									
2/9/2021	9.4E-05 (J)	<0.0004	9.8E-05 (J)	6.8E-05 (J)	<0.0004				
2/10/2021							5.1E-05 (J)	0.00021 (J)	
2/11/2021						4.7E-05 (J)			
3/1/2021						<0.0004			5.5E-05 (J)
3/3/2021	9.9E-05 (J)	<0.0004	0.00011 (J)	6.8E-05 (J)					
3/4/2021					<0.0004		<0.0004	0.00021 (J)	
8/19/2021						<0.0004			<0.0004
8/26/2021			9.3E-05 (J)				<0.0004		
8/27/2021	0.0001 (J)	<0.0004		5.9E-05 (J)					
9/1/2021					<0.0004				
9/3/2021								0.00024 (J)	
2/8/2022							<0.0004	0.00028 (J)	5.6E-05 (J)
2/9/2022	0.00011 (J)	<0.0004	8.9E-05 (J)	7.7E-05 (J)	<0.0004				
2/10/2022									
2/11/2022						<0.0004			
8/30/2022	0.0001 (J)	<0.0004	8.2E-05 (J)		<0.0004				
8/31/2022				<0.0004		<0.0004	<0.0004	0.00025 (J)	<0.0004
9/1/2022									
2/7/2023	9.6E-05 (J)	<0.0004	7.1E-05 (J)	7.4E-05 (J)	<0.0004		<0.0004		
2/8/2023						<0.0004		0.00026 (J)	<0.0004
8/15/2023	<0.0004	<0.0004	5.7E-05 (J)	<0.0004	<0.0004		<0.0004	<0.0025	<0.0004
8/16/2023						<0.0004			
2/20/2024	0.0001 (J)	<0.0004		<0.0004	<0.0004	<0.0004	<0.0004	0.00025 (J)	<0.0004
2/22/2024									
2/23/2024			<0.0004						
8/20/2024	0.0001 (J)	<0.0004		<0.0004	<0.0004	<0.0004			<0.0004
8/21/2024			<0.0004				<0.0004	0.00023 (J)	
8/23/2024									
2/25/2025	<0.0004	<0.0004	<0.0004	<0.0004	<0.0004	<0.0004	<0.0004	0.00018 (J)	<0.0004

ND substitution: RL or RL/2 if <15% NDs.

Time Series

Constituent: Beryllium (mg/L) Analysis Run 5/6/2026 8:28 PM

Plant Yates Client: Southern Company Data: Yates AMA-R6

	YGWA-17S (bg)	YGWA-18I (bg)	YGWA-18S (bg)	YGWA-20S (bg)	YGWA-21I (bg)	YGWA-30I (bg)	YGWA-39 (bg)	YGWA-40 (bg)	YGWA-47 (bg)
2/26/2025									
8/12/2025	<0.0004	<0.0004	<0.0004	<0.0004	<0.0004	<0.0004	<0.0004	0.00018 (J)	<0.0004
8/14/2025									
2/17/2026	<0.0004	<0.0004	<0.0004	<0.0004	<0.0004	<0.0004	<0.0004	0.00023 (J)	<0.0004
2/18/2026									

ND substitution: RL or RL/2 if <15% NDs.

Time Series

Constituent: Beryllium (mg/L) Analysis Run 5/6/2026 8:28 PM

Plant Yates Client: Southern Company Data: Yates AMA-R6

	YGWC-38
6/2/2016	
6/6/2016	
6/7/2016	
7/25/2016	
7/27/2016	
7/28/2016	
8/30/2016	
9/16/2016	
9/19/2016	
11/1/2016	
11/2/2016	
11/3/2016	
11/14/2016	
1/11/2017	
1/13/2017	
1/16/2017	
2/21/2017	
2/24/2017	
3/1/2017	
3/2/2017	
3/6/2017	
4/26/2017	
5/2/2017	
5/8/2017	
6/28/2017	
6/29/2017	
6/30/2017	
7/11/2017	
10/10/2017	
10/11/2017	
10/12/2017	0.0057
11/20/2017	0.0053
1/10/2018	
1/11/2018	
1/12/2018	0.0053
2/19/2018	
2/20/2018	0.0053
3/27/2018	
3/28/2018	
3/29/2018	
4/2/2018	
4/3/2018	0.0056
6/5/2018	
6/6/2018	
6/7/2018	
6/11/2018	
6/28/2018	0.0059
8/7/2018	0.0058
9/19/2018	
9/24/2018	0.0051
9/25/2018	
2/26/2019	

Time Series

Constituent: Beryllium (mg/L) Analysis Run 5/6/2026 8:28 PM

Plant Yates Client: Southern Company Data: Yates AMA-R6

	YGWC-38
3/5/2019	
3/6/2019	
4/1/2019	
4/2/2019	
4/3/2019	
8/20/2019	
8/21/2019	
8/22/2019	0.0049
9/24/2019	
9/25/2019	
9/26/2019	
10/9/2019	0.0046
2/11/2020	
2/12/2020	
2/14/2020	0.0042
3/19/2020	
3/24/2020	
3/25/2020	0.0038
8/27/2020	
9/22/2020	
9/23/2020	
9/24/2020	
9/25/2020	0.0033
2/9/2021	0.0029 (J)
2/10/2021	
2/11/2021	
3/1/2021	
3/3/2021	
3/4/2021	0.0029
8/19/2021	
8/26/2021	0.0028
8/27/2021	
9/1/2021	
9/3/2021	
2/8/2022	
2/9/2022	
2/10/2022	0.0027
2/11/2022	
8/30/2022	
8/31/2022	
9/1/2022	0.0022
2/7/2023	
2/8/2023	0.002
8/15/2023	
8/16/2023	0.0018
2/20/2024	
2/22/2024	0.0019
2/23/2024	
8/20/2024	
8/21/2024	
8/23/2024	0.0015
2/25/2025	

Time Series

Constituent: Beryllium (mg/L) Analysis Run 5/6/2026 8:28 PM

Plant Yates Client: Southern Company Data: Yates AMA-R6

	YGWC-38
2/26/2025	0.0018
8/12/2025	
8/14/2025	0.0014
2/17/2026	
2/18/2026	0.0015

Time Series

Constituent: Beryllium (mg/L) Analysis Run 5/6/2026 8:28 PM

Plant Yates Client: Southern Company Data: Yates AMA-R6

	YGWC-41	YGWC-23S	YGWC-24SB	YGWC-36A	YGWC-42	YGWC-43	YGWC-49	YGWC-50	YAMW-1
6/7/2016		<0.003							
6/8/2016			<0.0004						
7/28/2016		<0.003							
8/1/2016			0.0001 (J)						
8/30/2016					9E-05 (J)				
8/31/2016						<0.003			
9/1/2016							0.0001 (J)		
9/2/2016				0.0003 (J)					
9/20/2016		0.0001 (J)	0.0001 (J)						
11/8/2016		0.0001 (J)	0.0001 (J)						
11/14/2016				9E-05 (J)					
11/15/2016							0.0001 (J)		
11/16/2016					<0.0004	<0.003			
1/16/2017		0.0001 (J)							
1/17/2017			0.0001 (J)						
2/24/2017						<0.003			
2/27/2017					<0.0004		0.0001 (J)		
2/28/2017				0.0001 (J)					
3/8/2017			0.0001 (J)						
3/9/2017		0.0001 (J)							
5/2/2017		9E-05 (J)	0.0001 (J)						
5/9/2017				0.0002 (J)			0.0001 (J)		
5/10/2017					9E-05 (J)	<0.003			
7/7/2017			0.0001 (J)						
7/10/2017		<0.003							
7/11/2017					0.0001 (J)	<0.003			
7/13/2017				0.0003 (J)			0.0001 (J)		
9/22/2017				0.0003 (J)					
9/29/2017				0.0003 (J)					
10/6/2017				0.0003 (J)					
10/11/2017							0.0001 (J)		
10/12/2017	0.0036				<0.0004	0.0001 (J)			
11/21/2017	0.0036								
1/11/2018	0.0037								
2/19/2018	0.0039								
3/30/2018		<0.003	<0.0004	<0.003					
4/3/2018	0.0037								
4/4/2018					<0.0004	<0.003	<0.0004		
6/12/2018		8.1E-05 (J)	0.00012 (J)						
6/13/2018				0.00035 (J)					
6/27/2018	0.0038								
8/7/2018	0.0037								
9/20/2018					<0.0004	0.00029 (J)	0.00011 (J)		
9/24/2018	0.0032								
9/26/2018			0.00014 (J)	0.00032 (J)					
9/27/2018		9E-05 (J)							
10/16/2018									<0.0004
3/5/2019			0.00016 (J)						
3/6/2019		6.6E-05 (J)		0.00029 (J)					
4/4/2019		7.2E-05 (J)	0.00015 (J)	0.00033 (J)					
8/21/2019						0.0003 (J)			
8/22/2019	0.0026 (J)				<0.0004				

ND substitution: RL or RL/2 if <15% NDs.

Time Series

Constituent: Beryllium (mg/L) Analysis Run 5/6/2026 8:28 PM

Plant Yates Client: Southern Company Data: Yates AMA-R6

	YGWC-41	YGWC-23S	YGWC-24SB	YGWC-36A	YGWC-42	YGWC-43	YGWC-49	YGWC-50	YAMW-1
9/26/2019			0.00014 (J)	0.00029 (J)			0.00013 (J)		<0.0004
9/27/2019		7.7E-05 (J)							
10/9/2019	0.0026 (J)				<0.0004	0.00034 (J)			
2/13/2020			0.00014 (J)						
2/14/2020	0.0026 (J)			0.00019 (J)	<0.0004				
2/17/2020		8.1E-05 (J)				0.00034 (J)	0.00011 (J)		
3/25/2020	0.0026 (J)			0.00022 (J)	<0.0004	0.00034 (J)	0.00013 (J)		0.00037 (J)
3/26/2020		9E-05 (J)	0.00016 (J)						
9/23/2020			6.1E-05 (J)						
9/24/2020		0.00015 (J)			6.7E-05		0.00013 (J)		5.8E-05 (J)
9/25/2020	0.002 (J)					0.00054 (J)			
10/7/2020				0.00014 (J)					
2/9/2021		0.00015 (J)	0.00013 (J)			0.00053 (J)	0.00013 (J)		<0.0004
2/10/2021	0.0015 (J)			9.9E-05 (J)	5.7E-05 (J)				
3/3/2021			9.9E-05 (J)						<0.0004
3/4/2021	0.0015	0.00013 (J)		0.00016 (J)	<0.0004	0.00056	0.0001 (J)		
8/25/2021		0.00019 (J)			<0.0004				
8/26/2021	0.0012								
9/1/2021			0.00014 (J)				0.00012 (J)		9.5E-05 (J)
9/3/2021				0.00035 (J)					
9/27/2021						0.00015 (J)			
2/8/2022	0.0016					0.00037 (J)	0.00015 (J)		
2/10/2022		0.00023 (J)	0.00016 (J)		6.1E-05 (J)				0.00016 (J)
2/11/2022				0.00043 (J)					
8/31/2022							0.00017 (J)		0.00011 (J)
9/1/2022	0.0013	0.00019 (J)		0.00053	<0.0004	0.00033 (J)			
2/8/2023	0.0013	0.00022 (J)			6.2E-05 (J)	0.00036 (J)			
2/9/2023				0.00066			0.00012 (J)		0.00012 (J)
2/10/2023			5.4E-05 (J)						
8/16/2023	0.0012	0.0002 (J)	9.6E-05 (J)	0.0011	5.7E-05 (J)	0.00034 (J)	0.00011 (J)		0.00028 (J)
8/17/2023								0.0047	
12/20/2023								0.0051	
2/21/2024		0.00019 (J)					0.0001 (J)		
2/22/2024	0.0014				<0.0004	0.00032 (J)		0.0049	
2/23/2024			0.00015 (J)	0.0018					0.00015 (J)
6/10/2024								0.0046	
8/21/2024		0.00019 (J)							
8/22/2024			0.00012 (J)	0.0021	<0.0004	0.00043 (J)	0.0001 (J)		9.5E-05 (J)
8/23/2024	0.0011							0.0041	
11/26/2024								0.0037	
2/26/2025	0.0015			0.003	<0.0004		<0.0004	0.003	<0.0004
2/27/2025		0.0003 (J)				0.00057			
3/17/2025			0.00016 (J)						
5/21/2025								0.0026 (J)	
7/31/2025									<0.0004
8/12/2025				0.0027					
8/13/2025	0.0013	0.00029 (J)			<0.0004				
8/14/2025			<0.0004			0.00055	<0.0004		
10/8/2025								0.0023	
2/18/2026			<0.0004	0.0031		0.00064			0.00016 (J)
2/19/2026	0.0015	0.0003 (J)			<0.0004		<0.0004	0.0016 (J)	

ND substitution: RL or RL/2 if <15% NDs.

Time Series

Constituent: Beryllium (mg/L) Analysis Run 5/6/2026 8:28 PM

Plant Yates Client: Southern Company Data: Yates AMA-R6

	YAMW-2
6/7/2016	
6/8/2016	
7/28/2016	
8/1/2016	
8/30/2016	
8/31/2016	
9/1/2016	
9/2/2016	
9/20/2016	
11/8/2016	
11/14/2016	
11/15/2016	
11/16/2016	
1/16/2017	
1/17/2017	
2/24/2017	
2/27/2017	
2/28/2017	
3/8/2017	
3/9/2017	
5/2/2017	
5/9/2017	
5/10/2017	
7/7/2017	
7/10/2017	
7/11/2017	
7/13/2017	
9/22/2017	
9/29/2017	
10/6/2017	
10/11/2017	
10/12/2017	
11/21/2017	
1/11/2018	
2/19/2018	
3/30/2018	
4/3/2018	
4/4/2018	
6/12/2018	
6/13/2018	
6/27/2018	
8/7/2018	
9/20/2018	
9/24/2018	
9/26/2018	
9/27/2018	
10/16/2018	
3/5/2019	
3/6/2019	
4/4/2019	
8/21/2019	
8/22/2019	

Time Series

Constituent: Beryllium (mg/L) Analysis Run 5/6/2026 8:28 PM

Plant Yates Client: Southern Company Data: Yates AMA-R6

	YAMW-2
9/26/2019	
9/27/2019	
10/9/2019	
2/13/2020	
2/14/2020	
2/17/2020	
3/25/2020	
3/26/2020	
9/23/2020	<0.0004
9/24/2020	
9/25/2020	
10/7/2020	
2/9/2021	5.1E-05 (J)
2/10/2021	
3/3/2021	<0.0004
3/4/2021	
8/25/2021	
8/26/2021	
9/1/2021	6.5E-05 (J)
9/3/2021	
9/27/2021	
2/8/2022	
2/10/2022	7.4E-05 (J)
2/11/2022	
8/31/2022	
9/1/2022	5.7E-05 (J)
2/8/2023	5.5E-05 (J)
2/9/2023	
2/10/2023	
8/16/2023	
8/17/2023	6.9E-05 (J)
12/20/2023	
2/21/2024	
2/22/2024	<0.0004
2/23/2024	
6/10/2024	
8/21/2024	<0.0004
8/22/2024	
8/23/2024	
11/26/2024	
2/26/2025	<0.0004
2/27/2025	
3/17/2025	
5/21/2025	
7/31/2025	
8/12/2025	
8/13/2025	<0.0004
8/14/2025	
10/8/2025	
2/18/2026	
2/19/2026	<0.0004

ND substitution: RL or RL/2 if <15% NDs.

Time Series

Constituent: Beryllium (mg/L) Analysis Run 5/6/2026 8:28 PM

Plant Yates Client: Southern Company Data: Yates AMA-R6

	YAMW-3	YAMW-4	YAMW-5	PZ-35	PZ-37D	PZ-37	PZ-51	PZ-52D	PZ-54D
10/12/2017						0.0004 (J)			
11/21/2017						0.0004 (J)			
1/11/2018						0.0003 (J)			
2/20/2018						<0.003			
4/3/2018						<0.003			
6/29/2018						0.00033 (J)			
8/6/2018						0.0002 (J)			
8/30/2018				0.00052 (J)					
9/24/2018						0.00029 (J)			
10/16/2018				0.00036 (J)					
9/26/2019				<0.003					
1/15/2020			0.00017 (J)						
3/25/2020				<0.003					
9/23/2020		<0.0004							
9/24/2020			8.6E-05 (J)	0.00033 (J)					
9/25/2020						0.00031 (J)			
2/9/2021		<0.0004	0.00015 (J)			0.00029 (J)			
2/10/2021				0.00025 (J)					
3/3/2021		<0.0004							
3/4/2021			0.00013 (J)	0.00025 (J)		0.00017 (J)			
5/13/2021					<0.0004				
8/25/2021		<0.0004				0.00059			
8/26/2021			0.00012 (J)						
9/1/2021				0.00045 (J)					
9/3/2021					<0.0004				
11/4/2021								<0.0004	
2/10/2022	7.8E-05 (J)	<0.0004	0.00013 (J)	0.00055		0.001	0.0033		
2/11/2022					<0.0004			5.9E-05 (J)	
4/4/2022						0.0012			
4/7/2022						0.00096			
8/31/2022				0.00061					
9/1/2022	0.00011 (J)	<0.0004	0.00011 (J)		<0.0004	0.0011	0.0031	<0.0004	
2/8/2023		<0.0004	0.00013 (J)		<0.0004	0.0011		<0.0004	
2/9/2023	6.2E-05 (J)			0.0008			0.0024		
8/16/2023	0.00017 (J)	<0.0004	0.00011 (J)	0.0011	<0.0004		0.0028		
8/17/2023						0.0012		8.6E-05 (J)	
2/21/2024	0.00019 (J)				<0.0004	0.0012		<0.0004	
2/22/2024		<0.0004	0.00013 (J)				0.0029		
2/23/2024				0.0015					
6/12/2024									0.0033
8/21/2024					<0.0004	0.0011		<0.0004	
8/22/2024	0.00012 (J)			0.00095			0.0032		
8/23/2024		<0.0004	0.00012 (J)						
11/7/2024									0.00014 (J)
2/25/2025				0.0026					
2/26/2025	<0.0004	<0.0004							
2/27/2025			0.00016 (J)		<0.0004	0.0015	0.0039	<0.0004	<0.0004
7/31/2025				0.00098					
8/13/2025	<0.0004	<0.0004	<0.0004					<0.0004	<0.0004
8/14/2025					<0.0004	0.0012	0.0034		
2/18/2026					<0.0004	0.0018	0.0041	<0.0004	<0.0004
2/19/2026	<0.0004	<0.0004	<0.0004						

ND substitution: RL or RL/2 if <15% NDs.

Time Series

Constituent: Beryllium (mg/L) Analysis Run 5/6/2026 8:28 PM

Plant Yates Client: Southern Company Data: Yates AMA-R6

	PZ-55
10/12/2017	
11/21/2017	
1/11/2018	
2/20/2018	
4/3/2018	
6/29/2018	
8/6/2018	
8/30/2018	
9/24/2018	
10/16/2018	
9/26/2019	
1/15/2020	
3/25/2020	
9/23/2020	
9/24/2020	
9/25/2020	
2/9/2021	
2/10/2021	
3/3/2021	
3/4/2021	
5/13/2021	
8/25/2021	
8/26/2021	
9/1/2021	
9/3/2021	
11/4/2021	
2/10/2022	
2/11/2022	
4/4/2022	
4/7/2022	
8/31/2022	
9/1/2022	
2/8/2023	
2/9/2023	
8/16/2023	
8/17/2023	
2/21/2024	
2/22/2024	<0.0004
2/23/2024	
6/12/2024	
8/21/2024	<0.0004
8/22/2024	
8/23/2024	
11/7/2024	
2/25/2025	
2/26/2025	
2/27/2025	<0.0004
7/31/2025	
8/13/2025	
8/14/2025	<0.0004
2/18/2026	
2/19/2026	0.00016 (J)

ND substitution: RL or RL/2 if <15% NDs.

Time Series

Constituent: Boron (mg/L) Analysis Run 5/6/2026 8:28 PM

Plant Yates Client: Southern Company Data: Yates AMA-R6

	GWA-2 (bg)	YGWA-1D (bg)	YGWA-1I (bg)	YGWA-2I (bg)	YGWA-3D (bg)	YGWA-3I (bg)	YGWA-4I (bg)	YGWA-5D (bg)	YGWA-5I (bg)
6/1/2016		<0.04	<0.04			<0.04			
6/2/2016					<0.04		<0.04	<0.04	<0.04
7/25/2016			<0.04			<0.04			
7/26/2016		0.0055 (J)			0.0097 (J)		0.0047 (J)	0.0052 (J)	<0.04
8/31/2016	0.0315 (J)								
9/13/2016		<0.04	<0.04						
9/14/2016				<0.04		<0.04	<0.04	0.0071 (J)	0.01 (J)
9/15/2016					0.0102 (J)				
11/1/2016		0.0086 (J)			<0.04	<0.04			
11/2/2016							<0.04	<0.04	
11/4/2016			<0.04	<0.04					<0.04
11/28/2016	0.0095 (J)								
12/15/2016				0.0107 (J)					
1/10/2017									
1/11/2017		0.0074 (J)			<0.04	<0.04			
1/12/2017								0.0076 (J)	<0.04
1/13/2017							<0.04		
1/16/2017			<0.04	<0.04					
2/22/2017	<0.2								
3/1/2017						0.0063 (J)			
3/2/2017		0.008 (J)	<0.04		0.0084 (J)				
3/3/2017				<0.04					
3/6/2017							<0.04		
3/7/2017								0.0089 (J)	<0.04
3/8/2017									
4/26/2017					<0.04	<0.04			
4/27/2017		0.0066 (J)	<0.04						
4/28/2017				<0.04					
5/1/2017							<0.04	0.0061 (J)	
5/2/2017									<0.04
5/8/2017	0.0084 (J)								
5/26/2017				<0.04					
6/27/2017		0.0087 (J)	0.006 (J)					0.0079 (J)	<0.04
6/28/2017				<0.04	<0.04	<0.04			
6/29/2017							<0.04		
6/30/2017									
7/17/2017	0.0092 (J)								
10/3/2017		0.0072 (J)	0.0071 (J)	<0.04				0.0094 (J)	<0.04
10/4/2017					<0.04	<0.04			
10/5/2017							<0.04		
10/16/2017	<0.2								
2/19/2018	<0.2								
6/5/2018		0.0052 (J)							
6/6/2018			<0.04					0.0098 (J)	
6/7/2018				<0.04	0.004 (J)		0.0045 (J)		<0.04
6/8/2018						<0.04			
8/6/2018	<0.2								
9/26/2018							0.005 (J)	0.01 (J)	0.0057 (J)
10/1/2018		0.021 (J)	0.0049 (J)	<0.04	<0.04	<0.04			
2/25/2019	<0.2								
3/28/2019		0.005 (J)	<0.04						
3/29/2019				0.0065 (J)					

ND substitution: RL or RL/2 if <15% NDs.

Time Series

Constituent: Boron (mg/L) Analysis Run 5/6/2026 8:28 PM

Plant Yates Client: Southern Company Data: Yates AMA-R6

	GWA-2 (bg)	YGWA-1D (bg)	YGWA-1I (bg)	YGWA-2I (bg)	YGWA-3D (bg)	YGWA-3I (bg)	YGWA-4I (bg)	YGWA-5D (bg)	YGWA-5I (bg)
4/1/2019					<0.04	<0.04			
4/3/2019							0.0055 (J)	0.0076 (J)	0.0044 (J)
6/12/2019	<0.2								
9/24/2019		0.0064 (J)	0.0055 (J)	0.0076 (J)				0.01 (J)	0.0049 (J)
9/25/2019					0.0054 (J)	<0.04	<0.04		
10/8/2019	<0.2								
3/17/2020	0.0051 (J)								
3/18/2020			0.0087 (J)						
3/19/2020		0.0085 (J)		0.0073 (J)	0.0073 (J)	0.0053 (J)			
3/24/2020								0.011 (J)	0.0068 (J)
3/25/2020							0.011 (J)		
9/22/2020	0.0079 (J)						<0.04	0.0079 (J)	0.0053 (J)
9/23/2020		<0.04	<0.04	<0.04	0.012 (J)	0.0073 (J)			
9/25/2020									
3/2/2021	<0.2							0.0068 (J)	0.011 (J)
3/3/2021		<0.04	<0.04	<0.04	<0.04	<0.04	0.0056 (J)		
8/19/2021		<0.04	<0.04		<0.04				
8/20/2021	<0.2								
8/26/2021							<0.04	0.009 (J)	<0.04
8/27/2021				<0.04		<0.04			
2/8/2022	<0.2								
2/9/2022		<0.04	<0.04	<0.04	0.01 (J)	<0.04			
2/10/2022								0.011 (J)	<0.04
2/11/2022							<0.04		
8/30/2022	<0.2	<0.04		<0.04				0.0098 (J)	<0.04
8/31/2022			<0.04		<0.04	<0.04	<0.04		
2/7/2023	<0.2	<0.04	<0.04	<0.04				<0.04	
2/8/2023					<0.04	<0.04			
2/9/2023							<0.04		<0.04
8/15/2023	<0.2	<0.04	0.0094 (J)	<0.04	<0.04		<0.04	<0.04	<0.04
8/16/2023						<0.04			
2/20/2024	0.017 (J)	0.015 (J)	0.014 (J)	<0.04	<0.04	<0.04	<0.04	<0.04	<0.04
2/23/2024									
8/20/2024		<0.04	<0.04	<0.04	<0.04	<0.04	<0.04	<0.04	<0.04
2/25/2025		<0.04	<0.04	<0.04	<0.04	<0.04	<0.04	0.0078 (J)	<0.04
8/12/2025		<0.04	<0.04	<0.04	<0.04	<0.04	<0.04	0.012 (J)	0.0066 (J)
2/17/2026		<0.04	<0.04	<0.04	<0.04	<0.04	<0.04	0.011 (J)	<0.04

ND substitution: RL or RL/2 if <15% NDs.

Time Series

Constituent: Boron (mg/L) Analysis Run 5/6/2026 8:28 PM

Plant Yates Client: Southern Company Data: Yates AMA-R6

	YGWA-14S (bg)
6/1/2016	
6/2/2016	<0.05
7/25/2016	
7/26/2016	0.0177 (J)
8/31/2016	
9/13/2016	
9/14/2016	
9/15/2016	0.0214 (J)
11/1/2016	
11/2/2016	0.0151 (J)
11/4/2016	
11/28/2016	
12/15/2016	
1/10/2017	0.0198 (J)
1/11/2017	
1/12/2017	
1/13/2017	
1/16/2017	
2/22/2017	
3/1/2017	
3/2/2017	
3/3/2017	
3/6/2017	
3/7/2017	
3/8/2017	0.0189 (J)
4/26/2017	0.0161 (J)
4/27/2017	
4/28/2017	
5/1/2017	
5/2/2017	
5/8/2017	
5/26/2017	
6/27/2017	
6/28/2017	
6/29/2017	
6/30/2017	0.0173 (J)
7/17/2017	
10/3/2017	
10/4/2017	
10/5/2017	0.0173 (J)
10/16/2017	
2/19/2018	
6/5/2018	
6/6/2018	
6/7/2018	
6/8/2018	0.013 (J)
8/6/2018	
9/26/2018	
10/1/2018	0.015 (J)
2/25/2019	
3/28/2019	
3/29/2019	0.014 (J)

ND substitution: RL or RL/2 if <15% NDs.

Time Series

Constituent: Boron (mg/L) Analysis Run 5/6/2026 8:28 PM

Plant Yates Client: Southern Company Data: Yates AMA-R6

	YGWA-14S (bg)
4/1/2019	
4/3/2019	
6/12/2019	
9/24/2019	
9/25/2019	0.018 (J)
10/8/2019	
3/17/2020	
3/18/2020	0.02 (J)
3/19/2020	
3/24/2020	
3/25/2020	
9/22/2020	
9/23/2020	
9/25/2020	0.02 (J)
3/2/2021	0.017 (J)
3/3/2021	
8/19/2021	0.018 (J)
8/20/2021	
8/26/2021	
8/27/2021	
2/8/2022	
2/9/2022	
2/10/2022	0.02 (J)
2/11/2022	
8/30/2022	
8/31/2022	0.015 (J)
2/7/2023	
2/8/2023	0.015 (J)
2/9/2023	
8/15/2023	0.017 (J)
8/16/2023	
2/20/2024	
2/23/2024	0.037 (J)
8/20/2024	0.014 (J)
2/25/2025	0.018 (J)
8/12/2025	0.021 (J)
2/17/2026	0.021 (J)

Time Series

Constituent: Boron (mg/L) Analysis Run 5/6/2026 8:28 PM

Plant Yates Client: Southern Company Data: Yates AMA-R6

	YGWA-17S (bg)	YGWA-18I (bg)	YGWA-18S (bg)	YGWA-20S (bg)	YGWA-21I (bg)	YGWA-30I (bg)	YGWA-39 (bg)	YGWA-40 (bg)	YGWA-47 (bg)
6/2/2016						<0.04			
6/6/2016		<0.04	<0.04						
6/7/2016	0.036 (J)			<0.04	<0.04				
7/25/2016						<0.04			
7/27/2016	0.008 (J)	<0.04	0.0059 (J)	<0.04					
7/28/2016					0.0096 (J)				
8/30/2016									0.0166 (J)
9/16/2016	0.0086 (J)		0.0079 (J)						
9/19/2016		<0.04		<0.04	<0.04	<0.04			
11/1/2016						<0.04			
11/2/2016				<0.04					
11/3/2016	0.0077 (J)	<0.04	0.0082 (J)		<0.04				
11/14/2016									0.0166 (J)
1/11/2017	0.0092 (J)	<0.04	0.0096 (J)						
1/13/2017				<0.04	<0.04				
1/16/2017						<0.04			
2/21/2017						<0.04			
2/24/2017									0.0145 (J)
3/1/2017		<0.04	0.0098 (J)						
3/2/2017	0.0095 (J)								
3/6/2017				<0.04	<0.04				
4/26/2017		<0.04	0.0091 (J)	<0.04	<0.04	<0.04			
5/2/2017	<0.04								
5/8/2017									0.0141 (J)
6/28/2017		<0.04	0.0079 (J)						
6/29/2017	0.0074 (J)			<0.04	<0.04				
6/30/2017						<0.04			
7/11/2017									0.0131 (J)
10/3/2017					<0.04				
10/4/2017	0.0077 (J)		0.009 (J)	<0.04		<0.04			
10/5/2017		<0.04							
10/10/2017									0.0124 (J)
10/11/2017							0.0135 (J)		
10/12/2017								0.0401	
11/20/2017							0.0251 (J)	0.156	
1/10/2018								0.15	
1/11/2018							0.0255 (J)		
1/12/2018									
2/19/2018								0.15	
2/20/2018							<0.04		
4/2/2018									0.013 (J)
4/3/2018							0.033 (J)	0.12	
6/5/2018					0.0092 (J)				
6/6/2018				0.0049 (J)					
6/7/2018		<0.04							
6/11/2018	0.01 (J)		0.0093 (J)			0.014 (J)			
6/28/2018							0.053	0.16	
8/7/2018							0.024 (J)	0.12	
9/19/2018									0.012 (J)
9/24/2018							0.028 (J)	0.099	
9/25/2018	0.0096 (J)	0.0046 (J)	0.007 (J)	<0.04	0.0054 (J)				
10/2/2018						<0.04			

ND substitution: RL or RL/2 if <15% NDs.

Time Series

Constituent: Boron (mg/L) Analysis Run 5/6/2026 8:28 PM

Plant Yates Client: Southern Company Data: Yates AMA-R6

	YGWA-17S (bg)	YGWA-18I (bg)	YGWA-18S (bg)	YGWA-20S (bg)	YGWA-21I (bg)	YGWA-30I (bg)	YGWA-39 (bg)	YGWA-40 (bg)	YGWA-47 (bg)
3/26/2019								0.096	
3/27/2019							0.017 (J)		0.013 (J)
4/1/2019						<0.04			
4/2/2019	0.0066 (J)				0.011 (J)				
4/3/2019		<0.04	0.0053 (J)	<0.04					
9/24/2019					0.018 (J)				
9/25/2019	0.0081 (J)			<0.04		<0.04			
9/26/2019		0.0062 (J)	0.0072 (J)						
10/8/2019									0.012 (J)
10/9/2019							0.017 (J)	0.079	
3/17/2020									0.023 (J)
3/19/2020						0.0052 (J)			
3/24/2020	0.0092 (J)	0.0054 (J)	0.01 (J)	<0.04	0.016 (J)			0.088 (J)	
3/25/2020							0.043 (J)		
9/22/2020									0.0076 (J)
9/23/2020	0.0066 (J)	0.021 (J)	0.006 (J)						
9/24/2020				0.0094 (J)	0.013 (J)	0.0075 (J)	0.037 (J)	0.087 (J)	
9/25/2020									
3/1/2021						<0.04			0.013 (J)
3/3/2021	0.01 (J)	<0.04	0.0094 (J)	<0.04					
3/4/2021					0.0079 (J)		0.033 (J)	0.078	
8/19/2021						<0.04			0.011 (J)
8/26/2021			<0.04				0.095		
8/27/2021	0.011 (J)	<0.04		<0.04					
9/1/2021					<0.04				
9/3/2021								0.077	
2/8/2022							0.13	0.074	0.015 (J)
2/9/2022	0.0098 (J)	<0.04	<0.04	<0.04	<0.04				
2/10/2022									
2/11/2022						<0.04			
8/30/2022	0.013 (J)	<0.04	0.014 (J)		0.012 (J)				
8/31/2022				<0.04		<0.04	0.14	0.062	0.0091 (J)
9/1/2022									
2/7/2023	0.014 (J)	<0.04	<0.04	<0.04	<0.04		0.13		
2/8/2023						<0.04		0.057	0.011 (J)
8/15/2023	<0.04	<0.04	<0.04	<0.04	0.046 (J)		0.15 (J)	0.052 (J)	<0.04
8/16/2023						<0.04			
2/20/2024	<0.04	<0.04		<0.04	<0.04	<0.04	0.12	0.056	0.023 (J)
2/22/2024									
2/23/2024			0.018 (J)						
8/20/2024	<0.04	<0.04		<0.04	<0.04	<0.04			<0.04
8/21/2024			<0.04				0.13	0.061	
8/23/2024									
2/25/2025	0.0093 (J)	<0.04	<0.04	<0.04	0.0066 (J)	<0.04	0.13	0.061	0.014 (J)
2/26/2025									
8/12/2025	0.012 (J)	<0.04	0.0063 (J)	<0.04	0.0091 (J)	<0.04	0.13	0.063	0.022 (J)
8/14/2025									
2/17/2026	0.013 (J)	<0.04	<0.04	<0.04	0.0079 (J)	<0.04	0.1	0.078	0.018 (J)
2/18/2026									

ND substitution: RL or RL/2 if <15% NDs.

Time Series

Constituent: Boron (mg/L) Analysis Run 5/6/2026 8:28 PM

Plant Yates Client: Southern Company Data: Yates AMA-R6

	YGWC-38
6/2/2016	
6/6/2016	
6/7/2016	
7/25/2016	
7/27/2016	
7/28/2016	
8/30/2016	
9/16/2016	
9/19/2016	
11/1/2016	
11/2/2016	
11/3/2016	
11/14/2016	
1/11/2017	
1/13/2017	
1/16/2017	
2/21/2017	
2/24/2017	
3/1/2017	
3/2/2017	
3/6/2017	
4/26/2017	
5/2/2017	
5/8/2017	
6/28/2017	
6/29/2017	
6/30/2017	
7/11/2017	
10/3/2017	
10/4/2017	
10/5/2017	
10/10/2017	
10/11/2017	
10/12/2017	19.3
11/20/2017	21.8
1/10/2018	
1/11/2018	
1/12/2018	18.7
2/19/2018	
2/20/2018	18.6
4/2/2018	
4/3/2018	20.9
6/5/2018	
6/6/2018	
6/7/2018	
6/11/2018	
6/28/2018	22.7
8/7/2018	19.1
9/19/2018	
9/24/2018	18.4
9/25/2018	
10/2/2018	

Time Series

Constituent: Boron (mg/L) Analysis Run 5/6/2026 8:28 PM

Plant Yates Client: Southern Company Data: Yates AMA-R6

	YGWC-38
3/26/2019	
3/27/2019	16.7
4/1/2019	
4/2/2019	
4/3/2019	
9/24/2019	
9/25/2019	
9/26/2019	
10/8/2019	
10/9/2019	13.5
3/17/2020	
3/19/2020	
3/24/2020	
3/25/2020	9.3
9/22/2020	
9/23/2020	
9/24/2020	
9/25/2020	8
3/1/2021	
3/3/2021	
3/4/2021	6.4
8/19/2021	
8/26/2021	6.1
8/27/2021	
9/1/2021	
9/3/2021	
2/8/2022	
2/9/2022	
2/10/2022	5.4
2/11/2022	
8/30/2022	
8/31/2022	
9/1/2022	4.8
2/7/2023	
2/8/2023	4.1
8/15/2023	
8/16/2023	3.7
2/20/2024	
2/22/2024	3.7
2/23/2024	
8/20/2024	
8/21/2024	
8/23/2024	3.3
2/25/2025	
2/26/2025	3.1
8/12/2025	
8/14/2025	2.5
2/17/2026	
2/18/2026	2.5

Time Series

Constituent: Boron (mg/L) Analysis Run 5/6/2026 8:28 PM

Plant Yates Client: Southern Company Data: Yates AMA-R6

	YGWC-41	YGWC-23S	YGWC-24SB	YGWC-36A	YGWC-42	YGWC-43	YGWC-49	YGWC-50	YAMW-1
6/7/2016		0.99							
6/8/2016			<0.04						
7/28/2016		1.09							
8/1/2016			0.0054 (J)						
8/30/2016					24.7				
8/31/2016						0.169			
9/1/2016							0.0113 (J)		
9/2/2016				0.133					
9/20/2016		1.35	0.0111 (J)						
11/8/2016		1.5	0.0121 (J)						
11/14/2016				0.287					
11/15/2016							0.0074 (J)		
11/16/2016					16.4	0.406			
1/16/2017		1.67							
1/17/2017			0.0079 (J)						
2/24/2017						0.725			
2/27/2017					17.9		<0.04		
2/28/2017				0.215					
3/8/2017			<0.04						
3/9/2017		1.44							
5/2/2017		1.2	0.0099 (J)						
5/9/2017				0.233			<0.04		
5/10/2017					20.4	0.955			
7/7/2017			0.0076 (J)						
7/10/2017		1.12							
7/11/2017					25.2	0.994			
7/13/2017				0.262			0.0093 (J)		
9/22/2017				0.238					
9/29/2017				0.235					
10/5/2017			<0.04						
10/6/2017				0.256					
10/11/2017		1.09		0.245			<0.04		
10/12/2017	12				20	1.15			
11/21/2017	12.1								
1/11/2018	12.8								
2/19/2018	15.2								
4/3/2018	14.5								
4/4/2018					22.7	1.2	0.0041 (J)		
6/12/2018		0.9	0.018 (J)						
6/13/2018				0.25					
6/27/2018	14.1								
8/7/2018	11.9								
9/20/2018					20.3	2.1	0.0042 (J)		
9/24/2018	12.2								
9/26/2018			0.0055 (J)	0.24					
9/27/2018		0.71							
10/16/2018									0.2
3/27/2019					20.3				
3/28/2019	7.1					1.8	<0.04		
4/4/2019		0.6	<0.04	0.22					
9/26/2019			0.0068 (J)	0.13			<0.04		0.092
9/27/2019		0.58							

ND substitution: RL or RL/2 if <15% NDs.

Time Series

Constituent: Boron (mg/L) Analysis Run 5/6/2026 8:28 PM

Plant Yates Client: Southern Company Data: Yates AMA-R6

	YGWC-41	YGWC-23S	YGWC-24SB	YGWC-36A	YGWC-42	YGWC-43	YGWC-49	YGWC-50	YAMW-1
10/9/2019	8.6				16.6	2.7			
1/15/2020									
3/25/2020	7.9			0.11	15.5	2.4	0.012 (J)		0.018 (J)
3/26/2020		0.94	0.033 (J)						
9/23/2020			<0.04						
9/24/2020		1.1			15.2		0.062 (J)		0.076 (J)
9/25/2020	6					3.9			
10/7/2020				0.018 (J)					
3/3/2021			<0.04						0.039 (J)
3/4/2021	4	1.2		0.0088 (J)	14.8	3.6	<0.04		
8/25/2021		1.3			13.5				
8/26/2021	3.3								
9/1/2021			<0.04				<0.04		0.18
9/3/2021				0.012 (J)					
9/27/2021						0.64			
2/8/2022	4					2.3	<0.04		
2/10/2022		1.5	<0.04		14.4				0.36
2/11/2022				0.019 (J)					
8/31/2022							0.011 (J)		0.58
9/1/2022	3.6	1.5		0.067	13.4	2.6			
2/8/2023	3.3	1.6			14.5	2.5			
2/9/2023				0.028 (J)			0.014 (J)		0.63
2/10/2023			<0.04						
8/16/2023	3.1	1.2	<0.04	0.058	7.1	2.8	0.012 (J)		0.55
8/17/2023								20.1	
12/20/2023								20.8	
2/21/2024		1.3					<0.04		
2/22/2024	3.5				15.5	2.3		22.1	
2/23/2024			0.016 (J)	0.11					1.5
6/10/2024								20	
8/21/2024		1.2							
8/22/2024			<0.04	0.16	12.4	3.5	0.035 (J)		2.3
8/23/2024	3.2							21.5	
11/26/2024								23.8	
2/26/2025	3.6			0.23 (J)	12.9		0.0087 (J)	23.5	2.4
2/27/2025		1.8				3.8			
3/17/2025			<0.04						
5/21/2025								21.1	
7/31/2025									0.9
8/12/2025				0.28					
8/13/2025	3.4	1.8			12.3				
8/14/2025			<0.04			2.7	<0.04		
10/8/2025								22.4	
2/18/2026			0.0079 (J)	0.51		3.7			6.1
2/19/2026	4.2	1.6			13.8		<0.04	21.7	

ND substitution: RL or RL/2 if <15% NDs.

Time Series

Constituent: Boron (mg/L) Analysis Run 5/6/2026 8:28 PM

Plant Yates Client: Southern Company Data: Yates AMA-R6

	YAMW-2
6/7/2016	
6/8/2016	
7/28/2016	
8/1/2016	
8/30/2016	
8/31/2016	
9/1/2016	
9/2/2016	
9/20/2016	
11/8/2016	
11/14/2016	
11/15/2016	
11/16/2016	
1/16/2017	
1/17/2017	
2/24/2017	
2/27/2017	
2/28/2017	
3/8/2017	
3/9/2017	
5/2/2017	
5/9/2017	
5/10/2017	
7/7/2017	
7/10/2017	
7/11/2017	
7/13/2017	
9/22/2017	
9/29/2017	
10/5/2017	
10/6/2017	
10/11/2017	
10/12/2017	
11/21/2017	
1/11/2018	
2/19/2018	
4/3/2018	
4/4/2018	
6/12/2018	
6/13/2018	
6/27/2018	
8/7/2018	
9/20/2018	
9/24/2018	
9/26/2018	
9/27/2018	
10/16/2018	
3/27/2019	
3/28/2019	
4/4/2019	
9/26/2019	
9/27/2019	

Time Series

Constituent: Boron (mg/L) Analysis Run 5/6/2026 8:28 PM

Plant Yates Client: Southern Company Data: Yates AMA-R6

	YAMW-2
10/9/2019	
1/15/2020	0.031 (J)
3/25/2020	
3/26/2020	
9/23/2020	0.026 (J)
9/24/2020	
9/25/2020	
10/7/2020	
3/3/2021	0.032 (J)
3/4/2021	
8/25/2021	
8/26/2021	
9/1/2021	0.017 (J)
9/3/2021	
9/27/2021	
2/8/2022	
2/10/2022	0.022 (J)
2/11/2022	
8/31/2022	
9/1/2022	0.046
2/8/2023	0.031 (J)
2/9/2023	
2/10/2023	
8/16/2023	
8/17/2023	0.04
12/20/2023	
2/21/2024	
2/22/2024	0.019 (J)
2/23/2024	
6/10/2024	
8/21/2024	0.034 (J)
8/22/2024	
8/23/2024	
11/26/2024	
2/26/2025	0.052
2/27/2025	
3/17/2025	
5/21/2025	
7/31/2025	
8/12/2025	
8/13/2025	0.031 (J)
8/14/2025	
10/8/2025	
2/18/2026	
2/19/2026	0.036 (J)

Time Series

Constituent: Boron (mg/L) Analysis Run 5/6/2026 8:28 PM

Plant Yates Client: Southern Company Data: Yates AMA-R6

	YAMW-3	YAMW-4	YAMW-5	PZ-35	PZ-37D	PZ-37	PZ-51	PZ-52D	PZ-54D
10/12/2017						15.4			
11/21/2017						17.2			
1/11/2018						15.8			
2/20/2018						19.5			
4/3/2018						17.5			
6/29/2018						20.6			
8/6/2018						15.9			
8/30/2018				0.04					
9/24/2018						16.5			
10/16/2018				0.031 (J)					
9/26/2019				<0.04					
1/15/2020			8.7						
1/16/2020	6.8	1.9							
2/11/2020	4.5		7.8						
3/25/2020				0.071 (J)					
9/23/2020		2.5							
9/24/2020			8.7	0.017 (J)					
9/25/2020						14.1			
3/3/2021		0.81							
3/4/2021			6.1	0.012 (J)		12.4			
5/13/2021					1.3				
8/25/2021		2.8				10.3			
8/26/2021			5.9						
9/1/2021				0.044					
9/3/2021					1.6				
11/4/2021								0.69	
2/10/2022	7.7	3	4.9	0.054		9.5	6.8		
2/11/2022					0.44			0.84	
4/4/2022						9.2			
4/7/2022						9.7			
8/31/2022				0.052					
9/1/2022	7.1	3.2	6.1		0.83	9.9	7.2	1.2	
2/8/2023		3	6.5		0.7	8.2		1.2	
2/9/2023	8.1			0.076			6.9		
8/16/2023	5	3.2	6.4	0.13	0.75		7.1		
8/17/2023						9.5		1.9	
2/21/2024	8.6				0.57	7.8		1.6	
2/22/2024		3.8	6.7				6.4		
2/23/2024				0.2					
6/12/2024									2.8
8/21/2024					0.96	7.6		1.9	
8/22/2024	9.6			0.15			7.6		
8/23/2024		4.2	8.6						
11/7/2024									1.8
2/25/2025				0.25					
2/26/2025	10.3	4.7							
2/27/2025			7.4		0.72	9.6	7.3	2.2	1.6
7/31/2025				0.13					
8/13/2025	8.7	4.4	7.1					2	1.3
8/14/2025					2.1	8.1	7.1		
2/18/2026					3.5	8.4	7.9	2.1	1.4
2/19/2026	10.6	4.9	7.1						

ND substitution: RL or RL/2 if <15% NDs.

Time Series

Constituent: Boron (mg/L) Analysis Run 5/6/2026 8:28 PM

Plant Yates Client: Southern Company Data: Yates AMA-R6

	PZ-55
10/12/2017	
11/21/2017	
1/11/2018	
2/20/2018	
4/3/2018	
6/29/2018	
8/6/2018	
8/30/2018	
9/24/2018	
10/16/2018	
9/26/2019	
1/15/2020	
1/16/2020	
2/11/2020	
3/25/2020	
9/23/2020	
9/24/2020	
9/25/2020	
3/3/2021	
3/4/2021	
5/13/2021	
8/25/2021	
8/26/2021	
9/1/2021	
9/3/2021	
11/4/2021	
2/10/2022	
2/11/2022	
4/4/2022	
4/7/2022	
8/31/2022	
9/1/2022	
2/8/2023	
2/9/2023	
8/16/2023	
8/17/2023	
2/21/2024	
2/22/2024	3.5
2/23/2024	
6/12/2024	
8/21/2024	3.1
8/22/2024	
8/23/2024	
11/7/2024	
2/25/2025	
2/26/2025	
2/27/2025	3.8
7/31/2025	
8/13/2025	
8/14/2025	2.5
2/18/2026	
2/19/2026	3.9

Time Series

Constituent: Cadmium (mg/L) Analysis Run 5/6/2026 8:28 PM

Plant Yates Client: Southern Company Data: Yates AMA-R6

	GWA-2 (bg)	YGWA-1D (bg)	YGWA-1I (bg)	YGWA-2I (bg)	YGWA-3D (bg)	YGWA-3I (bg)	YGWA-4I (bg)	YGWA-5D (bg)	YGWA-5I (bg)
5/1/2007	<0.0005								
9/12/2007	<0.0005								
3/20/2008	<0.0005								
8/27/2008	<0.0005								
3/3/2009	<0.0005								
11/18/2009	<0.0005								
3/3/2010	<0.0005								
9/8/2010	<0.0005								
3/10/2011	<0.0005								
9/8/2011	<0.0005								
3/5/2012	<0.0005								
9/10/2012	<0.0005								
2/6/2013	<0.0005								
8/12/2013	<0.0005								
2/5/2014	<0.0005								
8/5/2014	<0.0005								
2/4/2015	<0.0005								
8/3/2015	<0.0005								
2/16/2016	<0.0005								
6/1/2016		<0.0005	<0.0005			<0.0005			
6/2/2016					<0.0005		<0.0005	<0.0005	<0.0005
7/21/2016	<0.0005								
7/25/2016			<0.0005			<0.0005			
7/26/2016		<0.0005			<0.0005		<0.0005	<0.0005	<0.0005
8/31/2016	<0.0005								
9/13/2016		<0.0005	<0.0005						
9/14/2016				<0.0005		<0.0005	<0.0005	<0.0005	<0.0005
9/15/2016					<0.0005				
11/1/2016		<0.0005			<0.0005	<0.0005			
11/2/2016							<0.0005	<0.0005	
11/4/2016			<0.0005	<0.0005					<0.0005
11/28/2016	<0.0005								
12/15/2016				<0.0005					
1/10/2017									
1/11/2017		0.0002 (J)			0.0001 (J)	8E-05 (J)			
1/12/2017								<0.0005	9E-05 (J)
1/13/2017							<0.0005		
1/16/2017			<0.0005	<0.0005					
2/22/2017	<0.0005								
3/1/2017						<0.0005			
3/2/2017		<0.0005	<0.0005		<0.0005				
3/3/2017				<0.0005					
3/6/2017							<0.0005		
3/7/2017								<0.0005	<0.0005
3/8/2017									
4/26/2017					<0.0005	<0.0005			
4/27/2017		<0.0005	<0.0005						
4/28/2017				<0.0005					
5/1/2017							<0.0005	<0.0005	
5/2/2017									<0.0005
5/8/2017	<0.0005								
5/26/2017				<0.0005					

ND substitution: RL or RL/2 if <15% NDs.

Time Series

Constituent: Cadmium (mg/L) Analysis Run 5/6/2026 8:28 PM

Plant Yates Client: Southern Company Data: Yates AMA-R6

	GWA-2 (bg)	YGWA-1D (bg)	YGWA-1I (bg)	YGWA-2I (bg)	YGWA-3D (bg)	YGWA-3I (bg)	YGWA-4I (bg)	YGWA-5D (bg)	YGWA-5I (bg)
6/27/2017		<0.0005	<0.0005					<0.0005	<0.0005
6/28/2017				<0.0005	<0.0005	<0.0005			
6/29/2017							<0.0005		
6/30/2017									
7/17/2017	<0.0005								
10/16/2017	<0.0005								
2/19/2018	<0.0005								
3/27/2018			<0.0005						
3/28/2018				<0.0005	<0.0005	<0.0005			
3/29/2018		<0.0005					<0.0005	<0.0005	<0.0005
6/6/2018								<0.0005	
6/7/2018							<0.0005		<0.0005
8/6/2018	<0.0005								
9/26/2018							<0.0005	<0.0005	<0.0005
2/25/2019	<0.0005								
2/26/2019									
2/27/2019		<0.0005	<0.0005	<0.0005	<0.0005	<0.0005			
3/4/2019							<0.0005	<0.0005	<0.0005
3/28/2019		<0.0005	<0.0005						
3/29/2019				<0.0005					
4/1/2019					<0.0005	<0.0005			
4/3/2019							<0.0005	<0.0005	<0.0005
6/12/2019	<0.0005								
8/19/2019	<0.0005								
9/24/2019		<0.0005	<0.0005	<0.0005				<0.0005	<0.0005
9/25/2019					<0.0005	<0.0005	<0.0005		
10/8/2019	<0.0005								
2/10/2020		<0.0005	<0.0005						
2/11/2020				<0.0005		<0.0005			
2/12/2020					<0.0005		<0.0005	<0.0005	<0.0005
3/17/2020	<0.0005								
3/18/2020			<0.0005						
3/19/2020		<0.0005		<0.0005	<0.0005	<0.0005			
3/24/2020								<0.0005	<0.0005
3/25/2020							<0.0005		
8/26/2020	<0.0005								
9/22/2020	<0.0005						<0.0005	<0.0005	<0.0005
9/23/2020		<0.0005	<0.0005	<0.0005	<0.0005	<0.0005			
9/25/2020									
2/8/2021								<0.0005	<0.0005
2/9/2021							<0.0005		
2/10/2021				<0.0005	<0.0005	<0.0005			
2/12/2021		<0.0005	<0.0005						
3/2/2021	<0.0005							<0.0005	<0.0005
3/3/2021		<0.0005	<0.0005	<0.0005	<0.0005	<0.0005	<0.0005		
8/19/2021		<0.0005	<0.0005		<0.0005				
8/20/2021	<0.0005								
8/26/2021							<0.0005	<0.0005	<0.0005
8/27/2021				<0.0005		<0.0005			
2/8/2022	<0.0005								
2/9/2022		<0.0005	<0.0005	<0.0005	<0.0005	<0.0005			
2/10/2022								<0.0005	<0.0005

ND substitution: RL or RL/2 if <15% NDs.

Time Series

Constituent: Cadmium (mg/L) Analysis Run 5/6/2026 8:28 PM

Plant Yates Client: Southern Company Data: Yates AMA-R6

	GWA-2 (bg)	YGWA-1D (bg)	YGWA-1I (bg)	YGWA-2I (bg)	YGWA-3D (bg)	YGWA-3I (bg)	YGWA-4I (bg)	YGWA-5D (bg)	YGWA-5I (bg)
2/11/2022							<0.0005		
8/30/2022	<0.0005	<0.0005		<0.0005				<0.0005	<0.0005
8/31/2022			<0.0005		<0.0005	<0.0005	<0.0005		
2/7/2023	0.00012 (J)	<0.0005	<0.0005	<0.0005				<0.0005	
2/8/2023					<0.0005	0.00013 (J)			
2/9/2023							<0.0005		<0.0005
8/15/2023	<0.0005	<0.0005	<0.0005	<0.0005	<0.0005		<0.0005	<0.0005	<0.0005
8/16/2023						<0.0005			
2/20/2024	<0.0005	<0.0005	<0.0005	<0.0005	<0.0005	<0.0005	<0.0005	<0.0005	<0.0005
2/23/2024									
8/20/2024		<0.0005	<0.0005	<0.0005	<0.0005	<0.0005	0.00019 (J)	<0.0005	<0.0005
2/25/2025		<0.0005	<0.0005	<0.0005	0.00051	0.00046 (J)	<0.0005	<0.0005	<0.0005
8/12/2025		<0.0005	<0.0005	<0.0005	<0.0005	<0.0005	<0.0005	<0.0005	<0.0005
2/17/2026		<0.0005	<0.0005	<0.0005	<0.0005	<0.0005	<0.0005	<0.0005	<0.0005

ND substitution: RL or RL/2 if <15% NDs.

Time Series

Constituent: Cadmium (mg/L) Analysis Run 5/6/2026 8:28 PM

Plant Yates Client: Southern Company Data: Yates AMA-R6

	YGWA-14S (bg)
5/1/2007	
9/12/2007	
3/20/2008	
8/27/2008	
3/3/2009	
11/18/2009	
3/3/2010	
9/8/2010	
3/10/2011	
9/8/2011	
3/5/2012	
9/10/2012	
2/6/2013	
8/12/2013	
2/5/2014	
8/5/2014	
2/4/2015	
8/3/2015	
2/16/2016	
6/1/2016	
6/2/2016	<0.0005
7/21/2016	
7/25/2016	
7/26/2016	<0.0005
8/31/2016	
9/13/2016	
9/14/2016	
9/15/2016	<0.0005
11/1/2016	
11/2/2016	<0.0005
11/4/2016	
11/28/2016	
12/15/2016	
1/10/2017	<0.0005
1/11/2017	
1/12/2017	
1/13/2017	
1/16/2017	
2/22/2017	
3/1/2017	
3/2/2017	
3/3/2017	
3/6/2017	
3/7/2017	
3/8/2017	7E-05 (J)
4/26/2017	<0.0005
4/27/2017	
4/28/2017	
5/1/2017	
5/2/2017	
5/8/2017	
5/26/2017	

ND substitution: RL or RL/2 if <15% NDs.

Time Series

Constituent: Cadmium (mg/L) Analysis Run 5/6/2026 8:28 PM

Plant Yates Client: Southern Company Data: Yates AMA-R6

	YGWA-14S (bg)
6/27/2017	
6/28/2017	
6/29/2017	
6/30/2017	<0.0005
7/17/2017	
10/16/2017	
2/19/2018	
3/27/2018	<0.0005
3/28/2018	
3/29/2018	
6/6/2018	
6/7/2018	
8/6/2018	
9/26/2018	
2/25/2019	
2/26/2019	<0.0005
2/27/2019	
3/4/2019	
3/28/2019	
3/29/2019	<0.0005
4/1/2019	
4/3/2019	
6/12/2019	
8/19/2019	
9/24/2019	
9/25/2019	<0.0005
10/8/2019	
2/10/2020	
2/11/2020	
2/12/2020	<0.0005
3/17/2020	
3/18/2020	<0.0005
3/19/2020	
3/24/2020	
3/25/2020	
8/26/2020	
9/22/2020	
9/23/2020	
9/25/2020	<0.0005
2/8/2021	
2/9/2021	
2/10/2021	<0.0005
2/12/2021	
3/2/2021	<0.0005
3/3/2021	
8/19/2021	<0.0005
8/20/2021	
8/26/2021	
8/27/2021	
2/8/2022	
2/9/2022	
2/10/2022	<0.0005

ND substitution: RL or RL/2 if <15% NDs.

Time Series

Constituent: Cadmium (mg/L) Analysis Run 5/6/2026 8:28 PM

Plant Yates Client: Southern Company Data: Yates AMA-R6

	YGWA-14S (bg)
2/11/2022	
8/30/2022	
8/31/2022	<0.0005
2/7/2023	
2/8/2023	<0.0005
2/9/2023	
8/15/2023	<0.0005
8/16/2023	
2/20/2024	
2/23/2024	<0.0005
8/20/2024	<0.0005
2/25/2025	<0.0005
8/12/2025	<0.0005
2/17/2026	<0.0005

ND substitution: RL or RL/2 if <15% NDs.

Time Series

Constituent: Cadmium (mg/L) Analysis Run 5/6/2026 8:28 PM

Plant Yates Client: Southern Company Data: Yates AMA-R6

	YGWA-17S (bg)	YGWA-18I (bg)	YGWA-18S (bg)	YGWA-20S (bg)	YGWA-21I (bg)	YGWA-30I (bg)	YGWA-39 (bg)	YGWA-40 (bg)	YGWA-47 (bg)
6/2/2016						<0.0005			
6/6/2016		<0.0005	<0.0005						
6/7/2016	<0.0005			<0.0005	<0.0005				
7/25/2016						<0.0005			
7/27/2016	<0.0005	<0.0005	<0.0005	<0.0005					
7/28/2016					<0.0005				
8/30/2016									0.0001 (J)
9/16/2016	<0.0005		<0.0005						
9/19/2016		<0.0005		<0.0005	<0.0005	<0.0005			
11/1/2016						<0.0005			
11/2/2016				<0.0005					
11/3/2016	<0.0005	<0.0005	<0.0005		<0.0005				
11/14/2016									0.0001 (J)
1/11/2017	0.0001 (J)	<0.0005	0.0001 (J)						
1/13/2017				<0.0005	<0.0005				
1/16/2017						<0.0005			
2/21/2017						<0.0005			
2/24/2017									9E-05 (J)
3/1/2017		<0.0005	<0.0005						
3/2/2017	<0.0005								
3/6/2017				<0.0005	<0.0005				
4/26/2017		<0.0005	<0.0005	<0.0005	<0.0005	<0.0005			
5/2/2017	<0.0005								
5/8/2017									0.0001 (J)
6/28/2017		<0.0005	<0.0005						
6/29/2017	<0.0005			<0.0005	<0.0005				
6/30/2017						<0.0005			
7/11/2017									<0.0005
10/10/2017									<0.0005
10/11/2017							<0.0005		
10/12/2017								<0.0005	
11/20/2017							<0.0005	<0.0005	
1/10/2018								<0.0005	
1/11/2018							<0.0005		
1/12/2018									
2/19/2018								<0.0005	
2/20/2018							<0.0005		
3/27/2018						<0.0005			
3/28/2018	<0.0005	<0.0005	<0.0005						
3/29/2018				<0.0005	<0.0005				
4/2/2018									<0.0005
4/3/2018							<0.0005	<0.0005	
6/5/2018					<0.0005				
6/6/2018				<0.0005					
6/7/2018		<0.0005							
6/11/2018	<0.0005		<0.0005						
6/28/2018							<0.0005	<0.0005	
8/7/2018							<0.0005	<0.0005	
9/19/2018									<0.0005
9/24/2018							<0.0005	<0.0005	
9/25/2018	<0.0005	<0.0005	<0.0005	<0.0005	9.6E-05 (J)				
2/26/2019						<0.0005			

ND substitution: RL or RL/2 if <15% NDs.

Time Series

Constituent: Cadmium (mg/L) Analysis Run 5/6/2026 8:28 PM

Plant Yates Client: Southern Company Data: Yates AMA-R6

	YGWA-17S (bg)	YGWA-18I (bg)	YGWA-18S (bg)	YGWA-20S (bg)	YGWA-21I (bg)	YGWA-30I (bg)	YGWA-39 (bg)	YGWA-40 (bg)	YGWA-47 (bg)
3/5/2019	<0.0005		<0.0005	<0.0005	<0.0005				
3/6/2019		<0.0005							
4/1/2019						<0.0005			
4/2/2019	<0.0005				<0.0005				
4/3/2019		<0.0005	<0.0005	<0.0005					
8/20/2019									<0.0005
8/21/2019							<0.0005	<0.0005	
8/22/2019									
9/24/2019					<0.0005				
9/25/2019	<0.0005			<0.0005		<0.0005			
9/26/2019		<0.0005	<0.0005						
10/8/2019									<0.0005
10/9/2019							<0.0005	<0.0005	
2/11/2020	<0.0005	<0.0005	<0.0005						
2/12/2020				<0.0005	<0.0005	<0.0005	<0.0005	<0.0005	
2/14/2020									
3/17/2020									<0.0005
3/19/2020						<0.0005			
3/24/2020	<0.0005	<0.0005	<0.0005	<0.0005	<0.0005			<0.0005	
3/25/2020							<0.0005		
8/27/2020									<0.0005
9/23/2020	<0.0005	<0.0005	<0.0005						
9/24/2020				<0.0005	<0.0005	<0.0005	<0.0005	<0.0005	
9/25/2020									
2/9/2021	<0.0005	<0.0005	<0.0005	<0.0005	0.00041 (J)				
2/10/2021							0.00019 (J)	<0.0005	
2/11/2021						<0.0005			
3/1/2021						<0.0005			
3/3/2021	<0.0005	<0.0005	<0.0005	<0.0005					
3/4/2021					<0.0005		0.0003 (J)	<0.0005	
8/19/2021						<0.0005			<0.0005
8/26/2021			<0.0005				0.00049 (J)		
8/27/2021	<0.0005	<0.0005		<0.0005					
9/1/2021					<0.0005				
9/3/2021								<0.0005	
2/8/2022							0.00063	<0.0005	<0.0005
2/9/2022	<0.0005	<0.0005	<0.0005	<0.0005	<0.0005				
2/10/2022									
2/11/2022						<0.0005			
8/30/2022	<0.0005	<0.0005	<0.0005		<0.0005				
8/31/2022				<0.0005		<0.0005	0.00044 (J)	<0.0005	<0.0005
9/1/2022									
2/7/2023	<0.0005	<0.0005	<0.0005	<0.0005	0.00012 (J)		0.00014 (J)		
2/8/2023						<0.0005		<0.0005	0.00032 (J)
8/15/2023	<0.0005	<0.0005	<0.0005	<0.0005	<0.0005		<0.0005	<0.0005	<0.0005
8/16/2023						<0.0005			
2/20/2024	<0.0005	<0.0005		<0.0005	<0.0005	<0.0005	<0.0005	<0.0005	<0.0005
2/22/2024									
2/23/2024			<0.0005						
8/20/2024	<0.0005	<0.0005		<0.0005	<0.0005	<0.0005			<0.0005
8/21/2024			<0.0005				<0.0005	<0.0005	
8/23/2024									

ND substitution: RL or RL/2 if <15% NDs.

Time Series

Constituent: Cadmium (mg/L) Analysis Run 5/6/2026 8:28 PM

Plant Yates Client: Southern Company Data: Yates AMA-R6

	YGWA-17S (bg)	YGWA-18I (bg)	YGWA-18S (bg)	YGWA-20S (bg)	YGWA-21I (bg)	YGWA-30I (bg)	YGWA-39 (bg)	YGWA-40 (bg)	YGWA-47 (bg)
2/25/2025	<0.0005	<0.0005	<0.0005	<0.0005	<0.0005	<0.0005	<0.0005	<0.0005	<0.0005
2/26/2025									
8/12/2025	<0.0005	<0.0005	<0.0005	<0.0005	<0.0005	<0.0005	<0.0005	<0.0005	<0.0005
8/14/2025									
2/17/2026	<0.0005	<0.0005	<0.0005	<0.0005	<0.0005	<0.0005	<0.0005	<0.0005	<0.0005
2/18/2026									

ND substitution: RL or RL/2 if <15% NDs.

Time Series

Constituent: Cadmium (mg/L) Analysis Run 5/6/2026 8:28 PM

Plant Yates Client: Southern Company Data: Yates AMA-R6

	YGWC-38
6/2/2016	
6/6/2016	
6/7/2016	
7/25/2016	
7/27/2016	
7/28/2016	
8/30/2016	
9/16/2016	
9/19/2016	
11/1/2016	
11/2/2016	
11/3/2016	
11/14/2016	
1/11/2017	
1/13/2017	
1/16/2017	
2/21/2017	
2/24/2017	
3/1/2017	
3/2/2017	
3/6/2017	
4/26/2017	
5/2/2017	
5/8/2017	
6/28/2017	
6/29/2017	
6/30/2017	
7/11/2017	
10/10/2017	
10/11/2017	
10/12/2017	0.003
11/20/2017	0.0027
1/10/2018	
1/11/2018	
1/12/2018	0.0029
2/19/2018	
2/20/2018	0.0029
3/27/2018	
3/28/2018	
3/29/2018	
4/2/2018	
4/3/2018	0.0027
6/5/2018	
6/6/2018	
6/7/2018	
6/11/2018	
6/28/2018	0.0029
8/7/2018	0.0027
9/19/2018	
9/24/2018	0.0027
9/25/2018	
2/26/2019	

Time Series

Constituent: Cadmium (mg/L) Analysis Run 5/6/2026 8:28 PM

Plant Yates Client: Southern Company Data: Yates AMA-R6

	YGWC-38
3/5/2019	
3/6/2019	
4/1/2019	
4/2/2019	
4/3/2019	
8/20/2019	
8/21/2019	
8/22/2019	0.0023 (J)
9/24/2019	
9/25/2019	
9/26/2019	
10/8/2019	
10/9/2019	0.0021 (J)
2/11/2020	
2/12/2020	
2/14/2020	0.0021 (J)
3/17/2020	
3/19/2020	
3/24/2020	
3/25/2020	0.0018 (J)
8/27/2020	
9/23/2020	
9/24/2020	
9/25/2020	0.0015 (J)
2/9/2021	0.0014 (J)
2/10/2021	
2/11/2021	
3/1/2021	
3/3/2021	
3/4/2021	0.0013
8/19/2021	
8/26/2021	0.0011
8/27/2021	
9/1/2021	
9/3/2021	
2/8/2022	
2/9/2022	
2/10/2022	0.0011
2/11/2022	
8/30/2022	
8/31/2022	
9/1/2022	0.00094
2/7/2023	
2/8/2023	0.00068
8/15/2023	
8/16/2023	0.00074
2/20/2024	
2/22/2024	0.00074
2/23/2024	
8/20/2024	
8/21/2024	
8/23/2024	0.00063

Time Series

Constituent: Cadmium (mg/L) Analysis Run 5/6/2026 8:28 PM

Plant Yates Client: Southern Company Data: Yates AMA-R6

	YGWC-38
2/25/2025	
2/26/2025	0.00064
8/12/2025	
8/14/2025	0.00053
2/17/2026	
2/18/2026	0.00052

Time Series

Constituent: Cadmium (mg/L) Analysis Run 5/6/2026 8:28 PM

Plant Yates Client: Southern Company Data: Yates AMA-R6

	YGWC-41	YGWC-23S	YGWC-24SB	YGWC-36A	YGWC-42	YGWC-43	YGWC-49	YGWC-50	YAMW-1
6/7/2016		<0.0005							
6/8/2016			<0.0005						
7/28/2016		<0.0005							
8/1/2016			<0.0005						
8/30/2016					<0.0005				
8/31/2016						<0.0005			
9/1/2016							<0.0005		
9/2/2016				<0.001					
9/20/2016		<0.0005	<0.0005						
11/8/2016		7E-05 (J)	<0.0005						
11/14/2016				9E-05 (J)					
11/15/2016							<0.0005		
11/16/2016					<0.0005	<0.0005			
1/16/2017		<0.0005							
1/17/2017			<0.0005						
2/24/2017						<0.0005			
2/27/2017					<0.0005		7E-05 (J)		
2/28/2017				0.0001 (J)					
3/8/2017			<0.0005						
3/9/2017		<0.0005							
5/2/2017		<0.0005	<0.0005						
5/9/2017				0.0002 (J)			<0.0005		
5/10/2017					0.0002 (J)	<0.0005			
7/7/2017			<0.0005						
7/10/2017		<0.0005							
7/11/2017					0.0005 (J)	<0.0005			
7/13/2017				0.0002 (J)			<0.0005		
9/22/2017				0.0002 (J)					
9/29/2017				0.0002 (J)					
10/6/2017				0.0002 (J)					
10/11/2017							<0.0005		
10/12/2017	0.0002 (J)				0.0006 (J)	<0.0005			
11/21/2017	0.0003 (J)								
1/11/2018	0.0002 (J)								
2/19/2018	<0.0005								
3/30/2018		<0.0005	<0.0005	<0.001					
4/3/2018	<0.0005								
4/4/2018					<0.0005	<0.0005	<0.0005		
6/12/2018		<0.0005	<0.0005						
6/13/2018				0.00019 (J)					
6/27/2018	0.00025 (J)								
8/7/2018	0.00024 (J)								
9/20/2018					0.0002 (J)	<0.0005	<0.0005		
9/24/2018	0.00021 (J)								
9/26/2018			<0.0005	0.00018 (J)					
9/27/2018		<0.0005							
10/16/2018									0.00014 (J)
3/5/2019			<0.0005						
3/6/2019		<0.0005		0.00015 (J)					
4/4/2019		<0.0005	<0.0005	0.00019 (J)					
8/21/2019						<0.0005			
8/22/2019	0.00015 (J)				0.00017 (J)				

ND substitution: RL or RL/2 if <15% NDs.

Time Series

Constituent: Cadmium (mg/L) Analysis Run 5/6/2026 8:28 PM

Plant Yates Client: Southern Company Data: Yates AMA-R6

	YGWC-41	YGWC-23S	YGWC-24SB	YGWC-36A	YGWC-42	YGWC-43	YGWC-49	YGWC-50	YAMW-1
9/26/2019			<0.0005	0.00017 (J)			<0.0005		<0.0005
9/27/2019		<0.0005							
10/9/2019	0.00017 (J)				0.00025 (J)	<0.0005			
2/13/2020			<0.0005						
2/14/2020	0.0002 (J)			0.00017 (J)	0.00025 (J)				
2/17/2020		<0.0005				<0.0005	<0.0005		
3/25/2020	0.00018 (J)			0.00019 (J)	0.00021 (J)	<0.0005	<0.0005		<0.0005
3/26/2020		<0.0005	<0.0005						
9/23/2020			<0.0005						
9/24/2020		<0.0005			0.00014 (J)		<0.0005		0.00017 (J)
9/25/2020	0.00014 (J)					<0.0005			
10/7/2020				0.00012 (J)					
2/9/2021		<0.0005	<0.0005			<0.0005	<0.0005		0.00013 (J)
2/10/2021	<0.0005			<0.0005	<0.0005				
3/3/2021			<0.0005						<0.0005
3/4/2021	<0.0005	<0.0005		<0.0005	<0.0005	<0.0005	<0.0005		
8/25/2021		<0.0005			<0.0005				
8/26/2021	<0.0005								
9/1/2021			<0.0005				<0.0005		0.00023 (J)
9/3/2021				<0.0005					
9/27/2021						<0.0005			
2/8/2022	0.00012 (J)					<0.0005	<0.0005		
2/10/2022		<0.0005	<0.0005		<0.0005				0.00018 (J)
2/11/2022				<0.0005					
8/31/2022							<0.0005		0.00015 (J)
9/1/2022	<0.0005	<0.0005		<0.0005	<0.0005	<0.0005			
2/8/2023	<0.0005	<0.0005			0.00014 (J)	<0.0005			
2/9/2023				<0.0005			<0.0005		<0.0005
2/10/2023			<0.0005						
8/16/2023	<0.0005	<0.0005	<0.0005	<0.0005	<0.0005	<0.0005	<0.0005		0.00021 (J)
8/17/2023								0.018	
12/20/2023								0.012	
2/21/2024		<0.0005					<0.0005		
2/22/2024	<0.0005				<0.0005	<0.0005		0.011	
2/23/2024			<0.0005	<0.0005					0.00023 (J)
6/10/2024								0.013	
8/21/2024		<0.0005							
8/22/2024			<0.0005	0.00014 (J)	<0.0005	<0.0005	<0.0005		0.00018 (J)
8/23/2024	<0.0005							0.01	
11/26/2024								0.015	
2/26/2025	<0.0005			0.00019 (J)	<0.0005		<0.0005	0.011	0.00021 (J)
2/27/2025		<0.0005				<0.0005			
3/17/2025			<0.0005						
5/21/2025								0.0079	
7/31/2025									0.00018 (J)
8/12/2025				0.00016 (J)					
8/13/2025	<0.0005	<0.0005			<0.0005				
8/14/2025			<0.0005			<0.0005	<0.0005		
10/8/2025								0.0071	
2/18/2026			<0.0005	0.00021 (J)		<0.0005			0.00028 (J)
2/19/2026	<0.0005	<0.0005			0.00014 (J)		<0.0005	0.007	

ND substitution: RL or RL/2 if <15% NDs.

Time Series

Constituent: Cadmium (mg/L) Analysis Run 5/6/2026 8:28 PM

Plant Yates Client: Southern Company Data: Yates AMA-R6

	YAMW-2
6/7/2016	
6/8/2016	
7/28/2016	
8/1/2016	
8/30/2016	
8/31/2016	
9/1/2016	
9/2/2016	
9/20/2016	
11/8/2016	
11/14/2016	
11/15/2016	
11/16/2016	
1/16/2017	
1/17/2017	
2/24/2017	
2/27/2017	
2/28/2017	
3/8/2017	
3/9/2017	
5/2/2017	
5/9/2017	
5/10/2017	
7/7/2017	
7/10/2017	
7/11/2017	
7/13/2017	
9/22/2017	
9/29/2017	
10/6/2017	
10/11/2017	
10/12/2017	
11/21/2017	
1/11/2018	
2/19/2018	
3/30/2018	
4/3/2018	
4/4/2018	
6/12/2018	
6/13/2018	
6/27/2018	
8/7/2018	
9/20/2018	
9/24/2018	
9/26/2018	
9/27/2018	
10/16/2018	
3/5/2019	
3/6/2019	
4/4/2019	
8/21/2019	
8/22/2019	

Time Series

Constituent: Cadmium (mg/L) Analysis Run 5/6/2026 8:28 PM

Plant Yates Client: Southern Company Data: Yates AMA-R6

	YAMW-2
9/26/2019	
9/27/2019	
10/9/2019	
2/13/2020	
2/14/2020	
2/17/2020	
3/25/2020	
3/26/2020	
9/23/2020	<0.0005
9/24/2020	
9/25/2020	
10/7/2020	
2/9/2021	<0.0005
2/10/2021	
3/3/2021	<0.0005
3/4/2021	
8/25/2021	
8/26/2021	
9/1/2021	<0.0005
9/3/2021	
9/27/2021	
2/8/2022	
2/10/2022	<0.0005
2/11/2022	
8/31/2022	
9/1/2022	0.00015 (J)
2/8/2023	<0.0005
2/9/2023	
2/10/2023	
8/16/2023	
8/17/2023	<0.0005
12/20/2023	
2/21/2024	
2/22/2024	<0.0005
2/23/2024	
6/10/2024	
8/21/2024	<0.0005
8/22/2024	
8/23/2024	
11/26/2024	
2/26/2025	<0.0005
2/27/2025	
3/17/2025	
5/21/2025	
7/31/2025	
8/12/2025	
8/13/2025	<0.0005
8/14/2025	
10/8/2025	
2/18/2026	
2/19/2026	<0.0005

ND substitution: RL or RL/2 if <15% NDs.

Time Series

Constituent: Cadmium (mg/L) Analysis Run 5/6/2026 8:28 PM

Plant Yates Client: Southern Company Data: Yates AMA-R6

	YAMW-3	YAMW-4	YAMW-5	PZ-35	PZ-37D	PZ-37	PZ-51	PZ-52D	PZ-54D
10/12/2017						0.0002 (J)			
11/21/2017						0.0002 (J)			
1/11/2018						0.0004 (J)			
2/20/2018						<0.001			
4/3/2018						<0.001			
6/29/2018						0.00099 (J)			
8/6/2018						0.00063 (J)			
9/24/2018						0.00069 (J)			
10/16/2018				<0.0005					
9/26/2019				<0.0005					
3/25/2020				0.00016 (J)					
9/23/2020		<0.0005							
9/24/2020			0.00018 (J)	<0.0005					
9/25/2020						0.00039 (J)			
2/9/2021		<0.0005	0.00025 (J)			0.00042 (J)			
2/10/2021				<0.0005					
3/3/2021		<0.0005							
3/4/2021			0.00018 (J)	<0.0005		0.00028 (J)			
5/13/2021					<0.0005				
8/25/2021		<0.0005				0.00094			
8/26/2021			0.00021 (J)						
9/1/2021				<0.0005					
9/3/2021					<0.0005				
11/4/2021								<0.0005	
2/10/2022	<0.0005	<0.0005	0.00022 (J)	<0.0005		0.00093	0.0019		
2/11/2022					<0.0005			<0.0005	
4/4/2022						0.00089			
4/7/2022						0.00082			
8/31/2022				0.00011 (J)					
9/1/2022	<0.0005	<0.0005	0.00023 (J)		<0.0005	0.0009	0.0017	<0.0005	
2/8/2023		<0.0005	0.00046 (J)		<0.0005	0.00076		<0.0005	
2/9/2023	<0.0005			0.00025 (J)			0.0018		
8/16/2023	0.00048 (J)	<0.0005	0.00022 (J)	0.0002 (J)	<0.0005		0.0017		
8/17/2023						0.00085		<0.0005	
2/21/2024	0.00035 (J)				<0.0005	0.00086		<0.0005	
2/22/2024		<0.0005	0.00022 (J)				0.0017		
2/23/2024				0.00027 (J)					
6/12/2024									0.00042 (J)
8/21/2024					<0.0005	0.00081		<0.0005	
8/22/2024	0.00025 (J)			0.00021 (J)			0.0017		
8/23/2024		<0.0005	0.00023 (J)						
11/7/2024									0.00038 (J)
2/25/2025				0.00074					
2/26/2025	0.00022 (J)	<0.0005							
2/27/2025			0.00021 (J)		<0.0005	0.00078	0.0018	0.00025 (J)	<0.0005
7/31/2025				0.00019 (J)					
8/13/2025	0.00014 (J)	<0.0005	0.00019 (J)					<0.0005	<0.0005
8/14/2025					<0.0005	0.00072	0.0017		
2/18/2026					<0.0005	0.00096	0.0019	<0.0005	<0.0005
2/19/2026	0.00018 (J)	<0.0005	0.00021 (J)						

ND substitution: RL or RL/2 if <15% NDs.

Time Series

Constituent: Cadmium (mg/L) Analysis Run 5/6/2026 8:28 PM

Plant Yates Client: Southern Company Data: Yates AMA-R6

	PZ-55
10/12/2017	
11/21/2017	
1/11/2018	
2/20/2018	
4/3/2018	
6/29/2018	
8/6/2018	
9/24/2018	
10/16/2018	
9/26/2019	
3/25/2020	
9/23/2020	
9/24/2020	
9/25/2020	
2/9/2021	
2/10/2021	
3/3/2021	
3/4/2021	
5/13/2021	
8/25/2021	
8/26/2021	
9/1/2021	
9/3/2021	
11/4/2021	
2/10/2022	
2/11/2022	
4/4/2022	
4/7/2022	
8/31/2022	
9/1/2022	
2/8/2023	
2/9/2023	
8/16/2023	
8/17/2023	
2/21/2024	
2/22/2024	0.00069
2/23/2024	
6/12/2024	
8/21/2024	0.00081
8/22/2024	
8/23/2024	
11/7/2024	
2/25/2025	
2/26/2025	
2/27/2025	0.00071
7/31/2025	
8/13/2025	
8/14/2025	<0.0005
2/18/2026	
2/19/2026	0.00071

ND substitution: RL or RL/2 if <15% NDs.

Time Series

Constituent: Calcium (mg/L) Analysis Run 5/6/2026 8:28 PM

Plant Yates Client: Southern Company Data: Yates AMA-R6

	GWA-2 (bg)	YGWA-1D (bg)	YGWA-1I (bg)	YGWA-2I (bg)	YGWA-3D (bg)	YGWA-3I (bg)	YGWA-4I (bg)	YGWA-5D (bg)	YGWA-5I (bg)
6/1/2016		12	2.5			21			
6/2/2016					28		8.8	33	2.4
7/25/2016			2.16			20.3			
7/26/2016		11			24.5		7.69	32.3	2.12
8/31/2016	9.31								
9/13/2016		11.8	2.21						
9/14/2016				23.5		19.7	8.49	31	2.18
9/15/2016					27				
11/1/2016		11			25.6	18.4			
11/2/2016							7.83	30.9	
11/4/2016			2.67	23.7					2.17 (J)
11/28/2016	9.47								
12/15/2016				23.1					
1/10/2017									
1/11/2017		11.2			27.5	20.3			
1/12/2017								35.7	2.37
1/13/2017							8.08		
1/16/2017			2.45	23.3					
2/22/2017	10.4								
3/1/2017						18.6			
3/2/2017		11	2.57		27.5				
3/3/2017				25.1					
3/6/2017							8.64		
3/7/2017								32.7	2.34
3/8/2017									
4/26/2017					30.4	25.6			
4/27/2017		11.1	2.38						
4/28/2017				30.7					
5/1/2017							13.4	37	
5/2/2017									2.17
5/8/2017	14.2								
5/26/2017				26.2					
6/27/2017		13.8	2.36					36.5	2.13
6/28/2017				26.1	29.8	23.9			
6/29/2017							8.81		
6/30/2017									
7/17/2017	14.1								
10/3/2017		14	2.21	26.7				30.9	2.15
10/4/2017					29.7	22.1			
10/5/2017							9.29		
10/16/2017	13.6								
2/19/2018	<25								
6/5/2018		15.2 (J)							
6/6/2018			2.3					26.2	
6/7/2018				25	29.1		8.2		2.3
6/8/2018						21.9 (J)			
8/6/2018	11.4 (J)								
9/26/2018							9.5 (J)	25.8	2.3
10/1/2018		15.1	1.8	25	26.9	19.7			
2/25/2019	12.7 (J)								
3/28/2019		13.3 (J)	2.2						
3/29/2019				23.5 (J)					

ND substitution: RL or RL/2 if <15% NDs.

Time Series

Constituent: Calcium (mg/L) Analysis Run 5/6/2026 8:28 PM

Plant Yates Client: Southern Company Data: Yates AMA-R6

	GWA-2 (bg)	YGWA-1D (bg)	YGWA-1I (bg)	YGWA-2I (bg)	YGWA-3D (bg)	YGWA-3I (bg)	YGWA-4I (bg)	YGWA-5D (bg)	YGWA-5I (bg)
4/1/2019					30.1	20.4 (J)			
4/3/2019							8.4	24.7 (J)	2.8
6/12/2019	18.9								
9/24/2019		15.8	2.3	26.4				25.8	2.5
9/25/2019					29.5	22.4	9.5		
10/8/2019	28.3								
10/10/2019							9.9	24.2	2.4
3/17/2020	24.3								
3/18/2020			2.1						
3/19/2020		15		27.4	31.5	21.9			
3/24/2020								26.1	2.5
3/25/2020							10.5		
9/22/2020	31						9.6	27.2	2.6
9/23/2020		14.1	1.8	26.3	28.6	23.6			
9/25/2020									
3/2/2021	34.2							1.6	2.6
3/3/2021		14.1	1.8	25.6	29.8	20.6	7.7		
8/19/2021		14.2	2		28.1				
8/20/2021	26.5								
8/26/2021							7.6	25.2	2.5
8/27/2021				22.6		24.7			
2/8/2022	25.6								
2/9/2022		14.9	2.1	23.4	30.3	23.7			
2/10/2022								24.8	2.5
2/11/2022							7.5		
8/30/2022	23.5	14.9		25.4				24.8	2.5
8/31/2022			1.9		28.7	23.5	8.9		
2/7/2023	22.3	15	2.2	25.6				26.6	
2/8/2023					28.9	23.3			
2/9/2023							9.6		2.8
8/15/2023	20.3	13.5	1.8	23.2	27.4		7.8	25	2.6
8/16/2023						24.9			
2/20/2024	22.8	15.3	2.2	28.2	30.7	23.7	9.9	27.2	2.7
2/23/2024									
8/20/2024		17.7	1.9	30.4	30	23.4	9.1	29.1	3.2
2/25/2025		16.4	1.8	27.3	27.9	21.2	8.1	25.9	2.8
8/12/2025		15	1.6	22	27.1	22.9	9.5	27.2	2.7
2/17/2026		15.5	1.7	27.5	30.7	23.1	9.8	29.1	2.8

Time Series

Constituent: Calcium (mg/L) Analysis Run 5/6/2026 8:28 PM

Plant Yates Client: Southern Company Data: Yates AMA-R6

	YGWA-14S (bg)
6/1/2016	
6/2/2016	1.3
7/25/2016	
7/26/2016	1.24
8/31/2016	
9/13/2016	
9/14/2016	
9/15/2016	1.17
11/1/2016	
11/2/2016	1.23
11/4/2016	
11/28/2016	
12/15/2016	
1/10/2017	1.24
1/11/2017	
1/12/2017	
1/13/2017	
1/16/2017	
2/22/2017	
3/1/2017	
3/2/2017	
3/3/2017	
3/6/2017	
3/7/2017	
3/8/2017	1.21
4/26/2017	1.14
4/27/2017	
4/28/2017	
5/1/2017	
5/2/2017	
5/8/2017	
5/26/2017	
6/27/2017	
6/28/2017	
6/29/2017	
6/30/2017	1.24
7/17/2017	
10/3/2017	
10/4/2017	
10/5/2017	1.11
10/16/2017	
2/19/2018	
6/5/2018	
6/6/2018	
6/7/2018	
6/8/2018	1.1
8/6/2018	
9/26/2018	
10/1/2018	0.99
2/25/2019	
3/28/2019	
3/29/2019	1.1

Time Series

Constituent: Calcium (mg/L) Analysis Run 5/6/2026 8:28 PM

Plant Yates Client: Southern Company Data: Yates AMA-R6

	YGWA-14S (bg)
4/1/2019	
4/3/2019	
6/12/2019	
9/24/2019	
9/25/2019	1.1
10/8/2019	
10/10/2019	
3/17/2020	
3/18/2020	1.1
3/19/2020	
3/24/2020	
3/25/2020	
9/22/2020	
9/23/2020	
9/25/2020	1.3
3/2/2021	1.2
3/3/2021	
8/19/2021	1.2
8/20/2021	
8/26/2021	
8/27/2021	
2/8/2022	
2/9/2022	
2/10/2022	1.3
2/11/2022	
8/30/2022	
8/31/2022	1.3
2/7/2023	
2/8/2023	1.5
2/9/2023	
8/15/2023	1.3
8/16/2023	
2/20/2024	
2/23/2024	1.6
8/20/2024	1.3
2/25/2025	1.3
8/12/2025	1.2
2/17/2026	1.4

Time Series

Constituent: Calcium (mg/L) Analysis Run 5/6/2026 8:28 PM

Plant Yates Client: Southern Company Data: Yates AMA-R6

	YGWA-17S (bg)	YGWA-18I (bg)	YGWA-18S (bg)	YGWA-20S (bg)	YGWA-21I (bg)	YGWA-30I (bg)	YGWA-39 (bg)	YGWA-40 (bg)	YGWA-47 (bg)
6/2/2016						1.3			
6/6/2016		6.2	1.4						
6/7/2016	2.2			2.3	3.7				
7/25/2016						1.17			
7/27/2016	2	4.73	1.19	2.08					
7/28/2016					3.15				
8/30/2016									20.9
9/16/2016	1.97		1.5						
9/19/2016		4.76		1.97	3.17	1.05			
11/1/2016						1.14			
11/2/2016				2.13					
11/3/2016	1.99	5.25	1.31		3.4				
11/14/2016									18.6
1/11/2017	2.28	4.74	1.25						
1/13/2017				2.45	4.98				
1/16/2017						1.23			
2/21/2017						1.25			
2/24/2017									16.1
3/1/2017		5.37	1.26						
3/2/2017	2.15								
3/6/2017				2.48	6.28				
4/26/2017		4.28	1.05	2.3	6.65	1.03			
5/2/2017	1.95								
5/8/2017									14.6
6/28/2017		4.95	1.06						
6/29/2017	2.02			2.54	6.04				
6/30/2017						1.13			
7/11/2017									14.3
10/3/2017					8.28				
10/4/2017	2.03		1.1	2.25		1.09			
10/5/2017		5.28							
10/10/2017									12.1
10/11/2017							2.74		
10/12/2017								2.9	
11/20/2017							1.81	10.4	
1/10/2018								10.2	
1/11/2018							1.54		
1/12/2018									
2/19/2018								<25	
2/20/2018							1.7		
4/2/2018									<25
4/3/2018							1.4	6.3	
6/5/2018					9.1				
6/6/2018				2.3					
6/7/2018		4.8							
6/11/2018	2.1		1.4			1.1			
6/28/2018							1.4	6.7	
8/7/2018							1.2	6.3	
9/19/2018									11.1 (J)
9/24/2018							1.1	5.7	
9/25/2018	2.1	4.6	1	2.3	10.4 (J)				
10/2/2018						1.1			

ND substitution: RL or RL/2 if <15% NDs.

Time Series

Constituent: Calcium (mg/L) Analysis Run 5/6/2026 8:28 PM

Plant Yates Client: Southern Company Data: Yates AMA-R6

	YGWA-17S (bg)	YGWA-18I (bg)	YGWA-18S (bg)	YGWA-20S (bg)	YGWA-21I (bg)	YGWA-30I (bg)	YGWA-39 (bg)	YGWA-40 (bg)	YGWA-47 (bg)
3/26/2019								5.6	
3/27/2019							1.5		10.8 (J)
4/1/2019						1.3			
4/2/2019	2.5				8.8				
4/3/2019		5.3	1.2	2.9					
9/24/2019					7.7				
9/25/2019	2.6			2.4		1.1			
9/26/2019		5.075 (D)	1.085 (D)						
10/8/2019									9.7
10/9/2019							2.4 (D)	5.05 (D)	
10/10/2019	2.4			2.6	5.6				
3/17/2020									14.8
3/19/2020						1.2			
3/24/2020	2.7	5.3	1	2.6	6			4.8	
3/25/2020							2.7		
9/22/2020									10.1
9/23/2020	2.6	5.2	0.91 (J)						
9/24/2020				2.6	7.8	1.1	3.7	4.4	
9/25/2020									
3/1/2021						1.2			10.3
3/3/2021	2.5	5.2	0.96 (J)	2.4					
3/4/2021					8.7		8.2	4.6	
8/19/2021						1.2			9.6
8/26/2021			0.98 (J)				14.1		
8/27/2021	2.7	5.1		2.4					
9/1/2021					9.5				
9/3/2021								5.6	
2/8/2022							15.2	6	9.4
2/9/2022	2.8	5.1	0.87 (J)	2.3	9.8				
2/10/2022									
2/11/2022						1.5			
8/30/2022	3	5.7	0.77 (J)		7.3				
8/31/2022				2.4		1.3	16.3	6.2	9.6
9/1/2022									
2/7/2023	2.9	5.5	0.79 (J)	2.4	7.5		16.1		
2/8/2023						1.3		5.9	9.2
8/15/2023	2.9	5.1	0.8 (J)	2.2	6.1		17.2	5.3	9.6
8/16/2023						1.4			
2/20/2024	3.2	5.6		2.5	7	1.3	16.9	5.6	10.3
2/22/2024									
2/23/2024			0.84 (J)						
8/20/2024	3.5	5.9		2.8	6.9	1.4			10
8/21/2024			0.96 (J)				19.7	6	
8/23/2024									
2/25/2025	3	5.3	0.88 (J)	2.6	6	1.4	17.3	4.8	9.9
2/26/2025									
8/12/2025	3.1	4.7	0.76	2.6	6.9	1.3	18.8	4.5	10.2
8/14/2025									
2/17/2026	3.4	5.6	0.86	2.9	8.9	1.4	17.9	5.3	10.7
2/18/2026									

Time Series

Constituent: Calcium (mg/L) Analysis Run 5/6/2026 8:28 PM

Plant Yates Client: Southern Company Data: Yates AMA-R6

	YGWC-38
6/2/2016	
6/6/2016	
6/7/2016	
7/25/2016	
7/27/2016	
7/28/2016	
8/30/2016	
9/16/2016	
9/19/2016	
11/1/2016	
11/2/2016	
11/3/2016	
11/14/2016	
1/11/2017	
1/13/2017	
1/16/2017	
2/21/2017	
2/24/2017	
3/1/2017	
3/2/2017	
3/6/2017	
4/26/2017	
5/2/2017	
5/8/2017	
6/28/2017	
6/29/2017	
6/30/2017	
7/11/2017	
10/3/2017	
10/4/2017	
10/5/2017	
10/10/2017	
10/11/2017	
10/12/2017	190
11/20/2017	184
1/10/2018	
1/11/2018	
1/12/2018	178
2/19/2018	
2/20/2018	184
4/2/2018	
4/3/2018	174
6/5/2018	
6/6/2018	
6/7/2018	
6/11/2018	
6/28/2018	190
8/7/2018	176
9/19/2018	
9/24/2018	172
9/25/2018	
10/2/2018	

Time Series

Constituent: Calcium (mg/L) Analysis Run 5/6/2026 8:28 PM

Plant Yates Client: Southern Company Data: Yates AMA-R6

	YGWC-38
3/26/2019	
3/27/2019	155
4/1/2019	
4/2/2019	
4/3/2019	
9/24/2019	
9/25/2019	
9/26/2019	
10/8/2019	
10/9/2019	140 (D)
10/10/2019	
3/17/2020	
3/19/2020	
3/24/2020	
3/25/2020	124
9/22/2020	
9/23/2020	
9/24/2020	
9/25/2020	93.7
3/1/2021	
3/3/2021	
3/4/2021	87
8/19/2021	
8/26/2021	73.6
8/27/2021	
9/1/2021	
9/3/2021	
2/8/2022	
2/9/2022	
2/10/2022	68.9
2/11/2022	
8/30/2022	
8/31/2022	
9/1/2022	59.4
2/7/2023	
2/8/2023	55.3
8/15/2023	
8/16/2023	50.9
2/20/2024	
2/22/2024	49.7
2/23/2024	
8/20/2024	
8/21/2024	
8/23/2024	43.8
2/25/2025	
2/26/2025	39.2
8/12/2025	
8/14/2025	32.1
2/17/2026	
2/18/2026	36.6

Time Series

Constituent: Calcium (mg/L) Analysis Run 5/6/2026 8:28 PM

Plant Yates Client: Southern Company Data: Yates AMA-R6

	YGWC-41	YGWC-23S	YGWC-24SB	YGWC-36A	YGWC-42	YGWC-43	YGWC-49	YGWC-50	YAMW-1
6/7/2016		9.6							
6/8/2016			1.9						
7/28/2016		7.87							
8/1/2016			1.83						
8/30/2016					133				
8/31/2016						3.4			
9/1/2016							13.9		
9/2/2016				11.2					
9/20/2016		9.28	1.78						
11/8/2016		8.6	1.77						
11/14/2016				7.79					
11/15/2016							13.5		
11/16/2016					125	3.79			
1/16/2017		8.85							
1/17/2017			1.7						
2/24/2017						6.42			
2/27/2017					139		12.5		
2/28/2017				8.37					
3/8/2017			1.77						
3/9/2017		8.4							
5/2/2017		12.9	1.57						
5/9/2017				13.9			14.4		
5/10/2017					130	7.9			
7/7/2017			1.8						
7/10/2017		8.09							
7/11/2017					172	6.71			
7/13/2017				16.6			14.1		
9/22/2017				18.4					
9/29/2017				16.1					
10/5/2017			1.7						
10/6/2017				16.6					
10/11/2017		6.36		18.1			12.4		
10/12/2017	44.5				144	7.05			
11/21/2017	44.4								
1/11/2018	43.9								
2/19/2018	45.3								
4/3/2018	42.7								
4/4/2018					137	8.6	<25		
6/12/2018		4.7	1.8						
6/13/2018				18.7 (J)					
6/27/2018	42.2								
8/7/2018	40.7								
9/20/2018					108	15.9 (J)	12 (J)		
9/24/2018	38.5								
9/26/2018			1.7	19.8 (J)					
9/27/2018		4.1							
10/16/2018									14.5 (J)
3/27/2019					109				
3/28/2019	26					8.9	11.3 (J)		
4/4/2019		3.7	1.9	16.9 (J)					
9/26/2019			1.7	11.7			12.1		9.75 (D)
9/27/2019		3.7							

ND substitution: RL or RL/2 if <15% NDs.

Time Series

Constituent: Calcium (mg/L) Analysis Run 5/6/2026 8:28 PM

Plant Yates Client: Southern Company Data: Yates AMA-R6

	YGWC-41	YGWC-23S	YGWC-24SB	YGWC-36A	YGWC-42	YGWC-43	YGWC-49	YGWC-50	YAMW-1
10/9/2019	29.25 (D)				97.5 (D)	20.05 (D)			
10/10/2019		3.6		12.2					
3/25/2020	29.6			10.6	107	12.1	13.2		4.5
3/26/2020		5.6	1.7						
9/23/2020			2.4						
9/24/2020		7.9			84.3		12		4.8
9/25/2020	20.5					19.8			
10/7/2020				9.9					
3/3/2021			2.4						6.9
3/4/2021	16.4	10.2		5.6	90.7	32.2	13		
8/25/2021		10.6			79.9				
8/26/2021	12.8								
9/1/2021			2.3				12.1		16.8
9/3/2021				4.1					
9/27/2021						4.1			
2/8/2022	15					9.9	12.7		
2/10/2022		11.8	2.2		74.4				21.5
2/11/2022				4.6					
8/31/2022							11.6		27
9/1/2022	12.9	11.2		6.3	68.5	10.7			
2/8/2023	14.4	10.9			74.6	11			
2/9/2023				9.2			11.8		31.7
2/10/2023			2.4						
8/16/2023	13.5	11.2	2.2	20	69.2	10.7	11.1		28.7
8/17/2023								229	
12/20/2023								272	
2/21/2024		11.1					11.1		
2/22/2024	14.4				73.5	10.5		267	
2/23/2024			2.6	33.6					46.3
6/10/2024								57.5	
8/21/2024		13							
8/22/2024			2.3	41.1	64.4	14.8	10.8		52.9
8/23/2024	13.6							304	
11/26/2024								308	
2/26/2025	14.2			47.4	70.4		10.9	312	50.7
2/27/2025		16.2				17.1			
3/17/2025			2.9						
5/21/2025								276	
7/31/2025									29.1
8/12/2025				45					
8/13/2025	12.2	15.4			55				
8/14/2025			2.4			11.9	8.8		
10/8/2025								329	
2/18/2026			2.4	59		17.7			77.5
2/19/2026	15.4	15.8			88.8		10.3	358	

Time Series

Constituent: Calcium (mg/L) Analysis Run 5/6/2026 8:28 PM

Plant Yates Client: Southern Company Data: Yates AMA-R6

	YAMW-2
6/7/2016	
6/8/2016	
7/28/2016	
8/1/2016	
8/30/2016	
8/31/2016	
9/1/2016	
9/2/2016	
9/20/2016	
11/8/2016	
11/14/2016	
11/15/2016	
11/16/2016	
1/16/2017	
1/17/2017	
2/24/2017	
2/27/2017	
2/28/2017	
3/8/2017	
3/9/2017	
5/2/2017	
5/9/2017	
5/10/2017	
7/7/2017	
7/10/2017	
7/11/2017	
7/13/2017	
9/22/2017	
9/29/2017	
10/5/2017	
10/6/2017	
10/11/2017	
10/12/2017	
11/21/2017	
1/11/2018	
2/19/2018	
4/3/2018	
4/4/2018	
6/12/2018	
6/13/2018	
6/27/2018	
8/7/2018	
9/20/2018	
9/24/2018	
9/26/2018	
9/27/2018	
10/16/2018	
3/27/2019	
3/28/2019	
4/4/2019	
9/26/2019	
9/27/2019	

Time Series

Constituent: Calcium (mg/L) Analysis Run 5/6/2026 8:28 PM

Plant Yates Client: Southern Company Data: Yates AMA-R6

	YAMW-2
10/9/2019	
10/10/2019	
3/25/2020	
3/26/2020	
9/23/2020	1.7
9/24/2020	
9/25/2020	
10/7/2020	
3/3/2021	1.5
3/4/2021	
8/25/2021	
8/26/2021	
9/1/2021	1.4
9/3/2021	
9/27/2021	
2/8/2022	
2/10/2022	1.3
2/11/2022	
8/31/2022	
9/1/2022	1.4
2/8/2023	1.2
2/9/2023	
2/10/2023	
8/16/2023	
8/17/2023	1.4
12/20/2023	
2/21/2024	
2/22/2024	1.2
2/23/2024	
6/10/2024	
8/21/2024	1.4
8/22/2024	
8/23/2024	
11/26/2024	
2/26/2025	2.3
2/27/2025	
3/17/2025	
5/21/2025	
7/31/2025	
8/12/2025	
8/13/2025	1.4
8/14/2025	
10/8/2025	
2/18/2026	
2/19/2026	1.3

Time Series

Constituent: Calcium (mg/L) Analysis Run 5/6/2026 8:28 PM

Plant Yates Client: Southern Company Data: Yates AMA-R6

	YAMW-3	YAMW-4	YAMW-5	PZ-35	PZ-37D	PZ-37	PZ-51	PZ-52D	PZ-54D
10/12/2017						122			
11/21/2017						118			
1/11/2018						119			
2/20/2018						124			
4/3/2018						114			
6/29/2018						129			
8/6/2018						114			
9/24/2018						115			
10/16/2018				6.5					
9/26/2019				4.765 (D)					
3/25/2020				7.9					
9/23/2020		10.5							
9/24/2020			61.3	3.6					
9/25/2020						108			
3/3/2021		20.6							
3/4/2021			53.8	4.4		118			
5/13/2021					68.3				
8/25/2021		11				106			
8/26/2021			45						
9/1/2021				7.9					
9/3/2021	42.5				64				
11/4/2021								25.6	
2/10/2022	29.4	11.6	40.8	8.8		106	54.7		
2/11/2022					49			27.3	
4/4/2022						103			
4/7/2022						103			
8/31/2022				11.8					
9/1/2022	34.4	11.1	43.7		67.9	99.9	52.5	22.8	
2/8/2023		12	52.3		55.2	95.9		22.9	
2/9/2023	33			14.5			54.3		
8/16/2023	21.4	11.9	51	21.5	67.5		52		
8/17/2023						101		22.1	
2/21/2024	39.7				65.9	103		24.5	
2/22/2024		14.4	52.7				54.8		
2/23/2024				31.1					
6/12/2024									38.4
8/21/2024					86.6	111		26.7	
8/22/2024	48.6			22.8			57.2		
8/23/2024		14.4	59						
11/7/2024									60.6
2/25/2025				41.4					
2/26/2025	43.7	15.7							
2/27/2025			54.3		68.8	110	61.1	24.8	62.4
7/31/2025				20.7					
8/13/2025	38.8	12.5	45.2					23.3	57.8
8/14/2025					92.1	94.5	55.7		
2/18/2026					129	107	70.7	24.8	79
2/19/2026	43.4	16.3	52.5						

Time Series

Constituent: Calcium (mg/L) Analysis Run 5/6/2026 8:28 PM

Plant Yates Client: Southern Company Data: Yates AMA-R6

	PZ-55
10/12/2017	
11/21/2017	
1/11/2018	
2/20/2018	
4/3/2018	
6/29/2018	
8/6/2018	
9/24/2018	
10/16/2018	
9/26/2019	
3/25/2020	
9/23/2020	
9/24/2020	
9/25/2020	
3/3/2021	
3/4/2021	
5/13/2021	
8/25/2021	
8/26/2021	
9/1/2021	
9/3/2021	
11/4/2021	
2/10/2022	
2/11/2022	
4/4/2022	
4/7/2022	
8/31/2022	
9/1/2022	
2/8/2023	
2/9/2023	
8/16/2023	
8/17/2023	
2/21/2024	
2/22/2024	22.5
2/23/2024	
6/12/2024	
8/21/2024	23.4
8/22/2024	
8/23/2024	
11/7/2024	
2/25/2025	
2/26/2025	
2/27/2025	21.2
7/31/2025	
8/13/2025	
8/14/2025	31.2
2/18/2026	
2/19/2026	23.2

Time Series

Constituent: Chloride (mg/L) Analysis Run 5/6/2026 8:28 PM

Plant Yates Client: Southern Company Data: Yates AMA-R6

	GWA-2 (bg)	YGWA-1D (bg)	YGWA-1I (bg)	YGWA-2I (bg)	YGWA-3D (bg)	YGWA-3I (bg)	YGWA-4I (bg)	YGWA-5D (bg)	YGWA-5I (bg)
6/1/2016		1.3	1.6			1.3			
6/2/2016					1.4		3.7	7.2	4.3
7/25/2016			1.4			1.3			
7/26/2016		1.2			1.6		3.6	6.6	4.4
8/31/2016	4								
9/13/2016		1.1	1.3						
9/14/2016				1.1		1.3	3.4	6.6	3.8
9/15/2016					1.5				
11/1/2016		1.3			1.7	1.4			
11/2/2016							4.5	7.6	
11/4/2016			1.6	1.4					4.8
11/28/2016	4.2								
12/15/2016				2.9					
1/10/2017									
1/11/2017		1.1			1.2	1.1			
1/12/2017								6.8	3.8
1/13/2017							4.2		
1/16/2017			1.4	0.98					
2/22/2017	3.7								
3/1/2017						1.1			
3/2/2017		1	1.3		1.2				
3/3/2017				1.1					
3/6/2017							3.6		
3/7/2017								6.8	4.5
3/8/2017									
4/26/2017					1.2	1.1			
4/27/2017		1	1.3						
4/28/2017				0.91					
5/1/2017							4.3	7.2	
5/2/2017									4.6
5/8/2017	4.2								
5/26/2017				0.93					
6/27/2017		1.1	1.4					7	4.3
6/28/2017				1	1.3	1.2			
6/29/2017							4.2		
6/30/2017									
7/17/2017	3.8								
10/3/2017		1.1	1.7	1.2				6.5	4.2
10/4/2017					1.5	1.2			
10/5/2017							4.7		
10/16/2017	4.2								
2/19/2018	4.3								
6/5/2018		1.1							
6/6/2018			1.4					4.7	
6/7/2018				1	1.2		4.4		4.5
6/8/2018						1.2			
8/6/2018	3.8								
9/26/2018							4.8	4.8	5.1
10/1/2018		1.1	1.4	1.1	1.5	1.2			
2/25/2019	4.1								
3/28/2019		1.4	1.5						
3/29/2019				1.2					

Time Series

Constituent: Chloride (mg/L) Analysis Run 5/6/2026 8:28 PM

Plant Yates Client: Southern Company Data: Yates AMA-R6

	GWA-2 (bg)	YGWA-1D (bg)	YGWA-1I (bg)	YGWA-2I (bg)	YGWA-3D (bg)	YGWA-3I (bg)	YGWA-4I (bg)	YGWA-5D (bg)	YGWA-5I (bg)
4/1/2019					1.2	1.1			
4/3/2019							4.3	4	4.2
6/12/2019	4.7								
9/24/2019		1.1	1.3	0.95 (J)				3.7	4.5
9/25/2019					1.1	1.1	4.5		
10/8/2019	5.1								
10/10/2019								4.3	1.6
3/17/2020	4.8								
3/18/2020			1.4						
3/19/2020		1.1		0.97 (J)	1.2	1.1			
3/24/2020								3.5	4.3
3/25/2020							3.9		
9/22/2020	4.2						4.5	3.6	4.2
9/23/2020		0.99 (J)	1.2	0.88 (J)	1.1	1			
9/25/2020									
3/2/2021	4.1							3.2	4.3
3/3/2021		0.96 (J)	1.2	0.86 (J)	1.1	0.99 (J)	4.1 (J)		
8/19/2021		1.1	1.3		1.1				
8/20/2021	5.2								
8/26/2021							4.4	3.4	4.3
8/27/2021				0.99 (J)		1.1			
2/8/2022	5.7								
2/9/2022		1	1.3	1 (J)	1.1	1.1			
2/10/2022								3.2	4.4
2/11/2022							4.1		
8/30/2022	6.3	1.3		1.2				3.5	4.4
8/31/2022			1.5		1.3	1.3	4.4		
2/7/2023	6.1	1.3	1.5	1.1				3.3	
2/8/2023					1.2	1.1			
2/9/2023							4.5		5
8/15/2023	5.6	1.1	1.4	0.93 (J)	1.1		4.4	3.1	4.1
8/16/2023						1.1			
2/20/2024	6.1	1	1.2	0.96 (J)	1.1	1.1	4.6	3.2	4.8
2/23/2024									
8/20/2024		1	1.3	0.91 (J)	1.1	1	5.2	3.4	4.8
2/25/2025		0.9 (J)	1.1	0.77 (J)	0.94 (J)	0.9 (J)	4.5	2.8	4.4
8/12/2025		1.3	1.5	1.1	1.3	1.3	5.1	3.4	5
2/17/2026		1.1	1.3	1.1	1.1	1.1	5.4	3.5	4.8

Time Series

Constituent: Chloride (mg/L) Analysis Run 5/6/2026 8:28 PM

Plant Yates Client: Southern Company Data: Yates AMA-R6

	YGWA-14S (bg)
6/1/2016	
6/2/2016	4.1
7/25/2016	
7/26/2016	4
8/31/2016	
9/13/2016	
9/14/2016	
9/15/2016	4.2
11/1/2016	
11/2/2016	4.9
11/4/2016	
11/28/2016	
12/15/2016	
1/10/2017	4.1
1/11/2017	
1/12/2017	
1/13/2017	
1/16/2017	
2/22/2017	
3/1/2017	
3/2/2017	
3/3/2017	
3/6/2017	
3/7/2017	
3/8/2017	4.2
4/26/2017	4.1
4/27/2017	
4/28/2017	
5/1/2017	
5/2/2017	
5/8/2017	
5/26/2017	
6/27/2017	
6/28/2017	
6/29/2017	
6/30/2017	3.7
7/17/2017	
10/3/2017	
10/4/2017	
10/5/2017	3.8
10/16/2017	
2/19/2018	
6/5/2018	
6/6/2018	
6/7/2018	
6/8/2018	3.4
8/6/2018	
9/26/2018	
10/1/2018	3.8
2/25/2019	
3/28/2019	
3/29/2019	4.2

Time Series

Constituent: Chloride (mg/L) Analysis Run 5/6/2026 8:28 PM

Plant Yates Client: Southern Company Data: Yates AMA-R6

	YGWA-14S (bg)
4/1/2019	
4/3/2019	
6/12/2019	
9/24/2019	
9/25/2019	4.8
10/8/2019	
10/10/2019	
3/17/2020	
3/18/2020	5.2
3/19/2020	
3/24/2020	
3/25/2020	
9/22/2020	
9/23/2020	
9/25/2020	5.3
3/2/2021	4.9
3/3/2021	
8/19/2021	5
8/20/2021	
8/26/2021	
8/27/2021	
2/8/2022	
2/9/2022	
2/10/2022	4.7
2/11/2022	
8/30/2022	
8/31/2022	4.6
2/7/2023	
2/8/2023	4.9
2/9/2023	
8/15/2023	4.1
8/16/2023	
2/20/2024	
2/23/2024	4.8
8/20/2024	4.5
2/25/2025	4.1
8/12/2025	4.7
2/17/2026	5.1

Time Series

Constituent: Chloride (mg/L) Analysis Run 5/6/2026 8:28 PM

Plant Yates Client: Southern Company Data: Yates AMA-R6

	YGWA-17S (bg)	YGWA-18I (bg)	YGWA-18S (bg)	YGWA-20S (bg)	YGWA-21I (bg)	YGWA-30I (bg)	YGWA-39 (bg)	YGWA-40 (bg)	YGWA-47 (bg)
6/2/2016						1.9			
6/6/2016		6.8	6.4						
6/7/2016	4.5			1.9	2.8				
7/25/2016						1.7			
7/27/2016	4.5	6.7	6.2	1.9					
7/28/2016					2.6				
8/30/2016									5.2
9/16/2016	4.5		6.1						
9/19/2016		7		1.9	2.4	1.6			
11/1/2016						1.8			
11/2/2016				2.6					
11/3/2016	5.4	7.5	7.4		2.9				
11/14/2016									6.4
1/11/2017	4.7	6.5	6.1						
1/13/2017				2.3	2.5				
1/16/2017						1.7			
2/21/2017						1.7			
2/24/2017									5.5
3/1/2017		6.9	6						
3/2/2017	4.8								
3/6/2017				1.9	2.1				
4/26/2017		7	6.5	2	2.1	1.7			
5/2/2017	4.6								
5/8/2017									5.8
6/28/2017		7	6.4						
6/29/2017	4.5			2.6	2.8				
6/30/2017						1.8			
7/11/2017									5.8
10/3/2017					2.2				
10/4/2017	4.7		6.8	2.6		1.8			
10/5/2017		7							
10/10/2017									5.9
10/11/2017							2.4		
10/12/2017								3.8	
11/20/2017							1.8	4.4	
1/10/2018								4.6	
1/11/2018							1.6		
1/12/2018									
2/19/2018								4.6	
2/20/2018							2		
4/2/2018									4.8
4/3/2018							3.3	5.9	
6/5/2018					1.7				
6/6/2018				2.7					
6/7/2018		6.8							
6/11/2018	4.9		6.8			2			
6/28/2018							2.1	5	
8/7/2018							1.2	4.3	
9/19/2018									4
9/24/2018							1.3	4.9	
9/25/2018	5.6	7.9	7.8	3.6	2.2				
10/2/2018						1.8			

Time Series

Constituent: Chloride (mg/L) Analysis Run 5/6/2026 8:28 PM

Plant Yates Client: Southern Company Data: Yates AMA-R6

	YGWA-17S (bg)	YGWA-18I (bg)	YGWA-18S (bg)	YGWA-20S (bg)	YGWA-21I (bg)	YGWA-30I (bg)	YGWA-39 (bg)	YGWA-40 (bg)	YGWA-47 (bg)
3/26/2019								4.4	
3/27/2019							1.4		4.3
4/1/2019						1.7			
4/2/2019	4.8				2.5				
4/3/2019		6.9	6.3	3.1					
9/24/2019					3.1				
9/25/2019	5.7			2.8		1.6			
9/26/2019		7	7.1						
10/8/2019									4.4
10/9/2019							2.05 (D)	5.05 (D)	
10/10/2019	5.8			3.7	3.3				
3/17/2020									4.1
3/19/2020						1.8			
3/24/2020	5	7	6.8	2.7	2.8			4.7	
3/25/2020							1.9		
9/22/2020									4.2
9/23/2020	6.6	7.2	7.2						
9/24/2020				2.7	2	1.5	2.7	5	
9/25/2020									
3/1/2021						1.6			3.7
3/3/2021	7.1	7	7.2	2.7					
3/4/2021					1.8		4.9	4.9	
8/19/2021						1.6			3.5
8/26/2021			7.3				7.2		
8/27/2021	8.5	7.4		2.8					
9/1/2021					1.8				
9/3/2021								5.5	
2/8/2022							7.4	6.2	3.2
2/9/2022	10.9	7.5	7	2.8	1.7				
2/10/2022									
2/11/2022						2.1			
8/30/2022	12	7.9	7		2.4				
8/31/2022				2.9		1.8	6.7	6.3	3.5
9/1/2022									
2/7/2023	11.4	7.4	6.4	2.9	2.4		5.6		
2/8/2023						1.6		6.9	3.5
8/15/2023	11.6	7.3	6.7	2.8	2.3		4.5	5.6	3.5
8/16/2023						1.5			
2/20/2024	12.2	7.6		2.9	2.3	1.4	4.6	5.7	3.2
2/22/2024									
2/23/2024			6.6						
8/20/2024	12.7	7.8		3	2.3	1.4			3.6
8/21/2024			7.4				4	5.4	
8/23/2024									
2/25/2025	11.4	7	6.5	2.6	2	1.3	3.5	4.5	3
2/26/2025									
8/12/2025	12.4	7.7	7	3.1	2.2	1.6	3.9	4.6	3.9
8/14/2025									
2/17/2026	11.9	7.7	6.9	3.2	2.1	1.7	4.1	5	3.7
2/18/2026									

Time Series

Constituent: Chloride (mg/L) Analysis Run 5/6/2026 8:28 PM

Plant Yates Client: Southern Company Data: Yates AMA-R6

	YGWC-38
6/2/2016	
6/6/2016	
6/7/2016	
7/25/2016	
7/27/2016	
7/28/2016	
8/30/2016	
9/16/2016	
9/19/2016	
11/1/2016	
11/2/2016	
11/3/2016	
11/14/2016	
1/11/2017	
1/13/2017	
1/16/2017	
2/21/2017	
2/24/2017	
3/1/2017	
3/2/2017	
3/6/2017	
4/26/2017	
5/2/2017	
5/8/2017	
6/28/2017	
6/29/2017	
6/30/2017	
7/11/2017	
10/3/2017	
10/4/2017	
10/5/2017	
10/10/2017	
10/11/2017	
10/12/2017	6
11/20/2017	6.9
1/10/2018	
1/11/2018	
1/12/2018	6.6
2/19/2018	
2/20/2018	6.2
4/2/2018	
4/3/2018	6.9
6/5/2018	
6/6/2018	
6/7/2018	
6/11/2018	
6/28/2018	6.4
8/7/2018	5.5
9/19/2018	
9/24/2018	5.9
9/25/2018	
10/2/2018	

Time Series

Constituent: Chloride (mg/L) Analysis Run 5/6/2026 8:28 PM

Plant Yates Client: Southern Company Data: Yates AMA-R6

	YGWC-38
3/26/2019	
3/27/2019	6.2
4/1/2019	
4/2/2019	
4/3/2019	
9/24/2019	
9/25/2019	
9/26/2019	
10/8/2019	
10/9/2019	4.9 (D)
10/10/2019	
3/17/2020	
3/19/2020	
3/24/2020	
3/25/2020	4
9/22/2020	
9/23/2020	
9/24/2020	
9/25/2020	4
3/1/2021	
3/3/2021	
3/4/2021	3.9
8/19/2021	
8/26/2021	4.1
8/27/2021	
9/1/2021	
9/3/2021	
2/8/2022	
2/9/2022	
2/10/2022	4
2/11/2022	
8/30/2022	
8/31/2022	
9/1/2022	4.2
2/7/2023	
2/8/2023	3.9
8/15/2023	
8/16/2023	3.7
2/20/2024	
2/22/2024	3.7
2/23/2024	
8/20/2024	
8/21/2024	
8/23/2024	4
2/25/2025	
2/26/2025	3.9
8/12/2025	
8/14/2025	4.6
2/17/2026	
2/18/2026	4.7

Time Series

Constituent: Chloride (mg/L) Analysis Run 5/6/2026 8:28 PM

Plant Yates Client: Southern Company Data: Yates AMA-R6

	YGWC-41	YGWC-23S	YGWC-24SB	YGWC-36A	YGWC-42	YGWC-43	YGWC-49	YGWC-50	YAMW-1
6/7/2016		2.9							
6/8/2016			5.9						
7/28/2016		3.5							
8/1/2016			5.3						
8/30/2016					4.4				
8/31/2016						1.5			
9/1/2016							5.3		
9/2/2016				6.3					
9/20/2016		2.4	5.5						
11/8/2016		2.8	6.4						
11/14/2016				6.7					
11/15/2016							5.8		
11/16/2016					4.7	1.7			
1/16/2017		1.8							
1/17/2017			5.5						
2/24/2017						1.5			
2/27/2017					4.7		4.6		
2/28/2017				5.4					
3/8/2017			5.4						
3/9/2017		1.7							
5/2/2017		1.8	5.7						
5/9/2017				5.7			5.3		
5/10/2017					4.4	1.2			
7/7/2017			5.7						
7/10/2017		1.9							
7/11/2017					4.7	1.5			
7/13/2017				5.4			4.7		
9/22/2017				6.9					
9/29/2017				5.5					
10/5/2017			6						
10/6/2017				5.5					
10/11/2017		2.4		6.4			5.8		
10/12/2017	3.1				4.3	1.6			
11/21/2017	4.2								
1/11/2018	3.8								
2/19/2018	3.5								
4/3/2018	4.4								
4/4/2018					3.7	1.8	4.3		
6/12/2018		1.8	6.2						
6/13/2018				5.6					
6/27/2018	3.6								
8/7/2018	3.3								
9/20/2018					3.8	1.9	4.8		
9/24/2018	3.3								
9/26/2018			6.9	6					
9/27/2018		2							
10/16/2018									12.1
3/27/2019					3.9				
3/28/2019	3.2					1.8	4.4		
4/4/2019		1.7	5.9	5.4					
9/26/2019			6.5	7.1			5		6.4
9/27/2019		1.7							

Time Series

Constituent: Chloride (mg/L) Analysis Run 5/6/2026 8:28 PM

Plant Yates Client: Southern Company Data: Yates AMA-R6

	YGWC-41	YGWC-23S	YGWC-24SB	YGWC-36A	YGWC-42	YGWC-43	YGWC-49	YGWC-50	YAMW-1
10/9/2019	3.3				4.2 (D)	2.35 (D)			
10/10/2019			6.8				5.3		
3/25/2020	2.7			6.3	3.2	1.8	4.1		7.7
3/26/2020		1.6	5.4						
9/23/2020			9.3						
9/24/2020		2			3.3		4.6		6.6
9/25/2020	3					2.3			
10/7/2020				8.7					
3/3/2021			8.6						6.1
3/4/2021	3.4	1.8		6.6	2.7	2.1	4.1		
8/25/2021		2.5			3.4				
8/26/2021	3.6								
9/1/2021			8.9				4.4		5.7
9/3/2021				7					
9/27/2021						1.1			
2/8/2022	3.5					2.1	4.2		
2/10/2022		1.9	8.7		3.3				5.3
2/11/2022				6.6					
8/31/2022							4.3		5.3
9/1/2022	3.8	2		6.2	3.3	2.1			
2/8/2023	4	2			3.4	2.4			
2/9/2023				5.9			4.4		5.4
2/10/2023			9.1						
8/16/2023	3.7	2.7	8.1	4.9	2.8	2.3	3.8		4.9
8/17/2023								9.4	
12/20/2023								9.8	
2/21/2024		2.4					4		
2/22/2024	3.9				3.3	2.3		9.8	
2/23/2024			8.3	4.8					5.2
6/10/2024								9.9	
8/21/2024		2.6							
8/22/2024			8.6	4.8	3.1	2.7	4.1		5.7
8/23/2024	3.9							10.4	
11/26/2024								10.5	
2/26/2025	3.6			4.5	2.9		3.7	9.7	5.2
2/27/2025		2.8				2.6			
3/17/2025			8.6						
5/21/2025								10.6	
7/31/2025									5
8/12/2025				4.8					
8/13/2025	4	3.7			3.4				
8/14/2025			8.7			2.9	4.2		
10/8/2025								10.5	
2/18/2026			8.7	4.9		3			7.2
2/19/2026	3.9	3.8			3.9		4.1	10.6	

Time Series

Constituent: Chloride (mg/L) Analysis Run 5/6/2026 8:28 PM

Plant Yates Client: Southern Company Data: Yates AMA-R6

	YAMW-2
6/7/2016	
6/8/2016	
7/28/2016	
8/1/2016	
8/30/2016	
8/31/2016	
9/1/2016	
9/2/2016	
9/20/2016	
11/8/2016	
11/14/2016	
11/15/2016	
11/16/2016	
1/16/2017	
1/17/2017	
2/24/2017	
2/27/2017	
2/28/2017	
3/8/2017	
3/9/2017	
5/2/2017	
5/9/2017	
5/10/2017	
7/7/2017	
7/10/2017	
7/11/2017	
7/13/2017	
9/22/2017	
9/29/2017	
10/5/2017	
10/6/2017	
10/11/2017	
10/12/2017	
11/21/2017	
1/11/2018	
2/19/2018	
4/3/2018	
4/4/2018	
6/12/2018	
6/13/2018	
6/27/2018	
8/7/2018	
9/20/2018	
9/24/2018	
9/26/2018	
9/27/2018	
10/16/2018	
3/27/2019	
3/28/2019	
4/4/2019	
9/26/2019	
9/27/2019	

Time Series

Constituent: Chloride (mg/L) Analysis Run 5/6/2026 8:28 PM

Plant Yates Client: Southern Company Data: Yates AMA-R6

	YAMW-2
10/9/2019	
10/10/2019	
3/25/2020	
3/26/2020	
9/23/2020	2.7
9/24/2020	
9/25/2020	
10/7/2020	
3/3/2021	2.5
3/4/2021	
8/25/2021	
8/26/2021	
9/1/2021	2.6
9/3/2021	
9/27/2021	
2/8/2022	
2/10/2022	2.5
2/11/2022	
8/31/2022	
9/1/2022	2.4
2/8/2023	2.5
2/9/2023	
2/10/2023	
8/16/2023	
8/17/2023	2.7
12/20/2023	
2/21/2024	
2/22/2024	2.3
2/23/2024	
6/10/2024	
8/21/2024	2.4
8/22/2024	
8/23/2024	
11/26/2024	
2/26/2025	2.1
2/27/2025	
3/17/2025	
5/21/2025	
7/31/2025	
8/12/2025	
8/13/2025	2.6
8/14/2025	
10/8/2025	
2/18/2026	
2/19/2026	2.5

Time Series

Constituent: Chloride (mg/L) Analysis Run 5/6/2026 8:28 PM

Plant Yates Client: Southern Company Data: Yates AMA-R6

	YAMW-3	YAMW-4	YAMW-5	PZ-35	PZ-37D	PZ-37	PZ-51	PZ-52D	PZ-54D
10/12/2017						5.4			
11/21/2017						6.5			
1/11/2018						5			
2/20/2018						5.2			
4/3/2018						4.8			
6/29/2018						5.7			
8/6/2018						4.8			
9/24/2018						4.9			
10/16/2018				8.5					
9/26/2019				7.5					
3/25/2020				6.8					
9/23/2020		1.8							
9/24/2020			3.7	7.5					
9/25/2020						4.3			
3/3/2021		22.9							
3/4/2021			3.7	6.7		3.9			
5/13/2021					4				
8/25/2021		1.5				7			
8/26/2021			3.9						
9/1/2021				6.3					
9/3/2021					7.1				
11/4/2021								9.5	
2/10/2022	3.2	1.4	3.9	5.6		4.2	4.2		
2/11/2022					12.5			6.7	
4/4/2022						3.5			
4/7/2022						3.6			
8/31/2022				5.5					
9/1/2022	10.2	1.4	3.6		45.6	4.2	4	3.7	
2/8/2023		1.5	3.8		33.5	3.8		2	
2/9/2023	9.6			5.4			4.7		
8/16/2023	2.2	1.4	3.6	4.9	14.8		4.1		
8/17/2023						4.1		1.8	
2/21/2024	3.5				18.9	4.5		1.6	
2/22/2024		1.5	3.7				4.3		
2/23/2024				4.8					
6/12/2024									2.8
8/21/2024					24	5.3		1.6	
8/22/2024	4.4			5			4.5		
8/23/2024		1.8	3.8						
11/7/2024									5.5
2/25/2025				4.2					
2/26/2025	3.8	1.5							
2/27/2025			3.3		10.3	5	4.1	1.4	5
7/31/2025				4.7					
8/13/2025	5.7	1.8	3.9					2	5.6
8/14/2025					4.1	6.1	4.4		
2/18/2026					2.9	6.7	4.5	2.9	6.3
2/19/2026	4.4	1.9	3.9						

Time Series

Constituent: Chloride (mg/L) Analysis Run 5/6/2026 8:28 PM

Plant Yates Client: Southern Company Data: Yates AMA-R6

	PZ-55
10/12/2017	
11/21/2017	
1/11/2018	
2/20/2018	
4/3/2018	
6/29/2018	
8/6/2018	
9/24/2018	
10/16/2018	
9/26/2019	
3/25/2020	
9/23/2020	
9/24/2020	
9/25/2020	
3/3/2021	
3/4/2021	
5/13/2021	
8/25/2021	
8/26/2021	
9/1/2021	
9/3/2021	
11/4/2021	
2/10/2022	
2/11/2022	
4/4/2022	
4/7/2022	
8/31/2022	
9/1/2022	
2/8/2023	
2/9/2023	
8/16/2023	
8/17/2023	
2/21/2024	
2/22/2024	4.7
2/23/2024	
6/12/2024	
8/21/2024	4.6
8/22/2024	
8/23/2024	
11/7/2024	
2/25/2025	
2/26/2025	
2/27/2025	3.9
7/31/2025	
8/13/2025	
8/14/2025	5.1
2/18/2026	
2/19/2026	4.2

Time Series

Constituent: Chromium (mg/L) Analysis Run 5/6/2026 8:28 PM

Plant Yates Client: Southern Company Data: Yates AMA-R6

	GWA-2 (bg)	YGWA-1D (bg)	YGWA-1I (bg)	YGWA-2I (bg)	YGWA-3D (bg)	YGWA-3I (bg)	YGWA-4I (bg)	YGWA-5D (bg)	YGWA-5I (bg)
5/1/2007	0.0029								
9/12/2007	0.0084								
3/20/2008	0.0027								
8/27/2008	0.0026								
3/3/2009	0.0022								
11/18/2009	0.0036								
3/3/2010	<0.005								
9/8/2010	<0.005								
3/10/2011	<0.005								
9/8/2011	<0.005								
3/5/2012	<0.005								
9/10/2012	<0.005								
2/6/2013	<0.005								
8/12/2013	<0.005								
2/5/2014	0.0059								
8/5/2014	<0.005								
2/4/2015	<0.005								
8/3/2015	0.0011 (J)								
2/16/2016	<0.005								
6/1/2016		0.0035	<0.005			<0.005			
6/2/2016					0.0013 (J)		<0.005	<0.005	<0.005
7/21/2016	<0.005								
7/25/2016			0.0007 (J)			0.0007 (J)			
7/26/2016		0.0009 (J)			0.0006 (J)		<0.005	0.0006 (J)	0.0006 (J)
8/31/2016	<0.005								
9/13/2016		<0.005	<0.005						
9/14/2016				<0.005		<0.005	<0.005	<0.005	<0.005
9/15/2016					<0.005				
11/1/2016		<0.005			<0.005	<0.005			
11/2/2016							<0.005	<0.005	
11/4/2016			<0.005	<0.005					<0.005
11/28/2016	<0.005								
12/15/2016				<0.005					
1/10/2017									
1/11/2017		<0.005			<0.005	<0.005			
1/12/2017								<0.005	<0.005
1/13/2017							<0.005		
1/16/2017			<0.005	<0.005					
2/22/2017	<0.005								
3/1/2017						0.0004 (J)			
3/2/2017		0.0009 (J)	0.0004 (J)		0.0006 (J)				
3/3/2017				0.0005 (J)					
3/6/2017							<0.005		
3/7/2017								0.0012 (J)	0.0006 (J)
3/8/2017									
4/26/2017					<0.005	<0.005			
4/27/2017		<0.005	<0.005						
4/28/2017				0.0004 (J)					
5/1/2017							<0.005	0.0004 (J)	
5/2/2017									<0.005
5/8/2017	<0.005								
5/26/2017				<0.005					

ND substitution: RL or RL/2 if <15% NDs.

Time Series

Constituent: Chromium (mg/L) Analysis Run 5/6/2026 8:28 PM

Plant Yates Client: Southern Company Data: Yates AMA-R6

	GWA-2 (bg)	YGWA-1D (bg)	YGWA-1I (bg)	YGWA-2I (bg)	YGWA-3D (bg)	YGWA-3I (bg)	YGWA-4I (bg)	YGWA-5D (bg)	YGWA-5I (bg)
6/27/2017		<0.005	<0.005					<0.005	<0.005
6/28/2017				<0.005	<0.005	<0.005			
6/29/2017							<0.005		
6/30/2017									
7/17/2017	<0.005								
10/16/2017	<0.005								
2/19/2018	<0.005								
3/27/2018			<0.005						
3/28/2018				<0.005	<0.005	<0.005			
3/29/2018		<0.005					<0.005	<0.005	<0.005
8/6/2018	<0.005								
2/25/2019	<0.005								
2/26/2019									
2/27/2019		<0.005	<0.005	<0.005	<0.005	<0.005			
3/4/2019							<0.005	<0.005	<0.005
3/28/2019		<0.005	0.0021 (J)						
3/29/2019				<0.005					
4/1/2019					<0.005	<0.005			
6/12/2019	<0.005								
8/19/2019	<0.005								
9/24/2019		0.00072 (J)	0.0028 (J)	<0.005					
9/25/2019					0.0014 (J)	0.0019 (J)			
10/8/2019	<0.005								
2/10/2020		0.00042 (J)	<0.005						
2/11/2020				<0.005		<0.005			
2/12/2020					<0.005		<0.005	<0.005	0.00043 (J)
3/17/2020	<0.005								
3/18/2020			0.00044 (J)						
3/19/2020		0.00084 (J)		0.00048 (J)	<0.005	<0.005			
3/24/2020								<0.005	0.0014 (J)
3/25/2020							0.00058 (J)		
8/26/2020	<0.005								
9/22/2020	<0.005						<0.005	0.0011 (J)	<0.005
9/23/2020		0.00062 (J)	0.00058 (J)	<0.005	<0.005	<0.005			
9/25/2020									
2/8/2021								<0.005	<0.005
2/9/2021							<0.005		
2/10/2021				<0.005	<0.005	<0.005			
2/12/2021		<0.005	<0.005						
3/2/2021	<0.005							<0.005	<0.005
3/3/2021		<0.005	<0.005	<0.005	<0.005	<0.005	0.0013		
8/19/2021		<0.005	<0.005		<0.005				
8/20/2021	<0.005								
8/26/2021							<0.005	<0.005	<0.005
8/27/2021				<0.005		<0.005			
2/8/2022	<0.005								
2/9/2022		<0.005	<0.005	<0.005	<0.005	<0.005			
2/10/2022								<0.005	<0.005
2/11/2022							<0.005		
8/30/2022	<0.005	0.0011 (J)		<0.005				<0.005	<0.005
8/31/2022			<0.005		<0.005	<0.005	<0.005		
2/7/2023	<0.005	<0.005	0.0013 (J)	<0.005				<0.005	

ND substitution: RL or RL/2 if <15% NDs.

Time Series

Constituent: Chromium (mg/L) Analysis Run 5/6/2026 8:28 PM

Plant Yates Client: Southern Company Data: Yates AMA-R6

	GWA-2 (bg)	YGWA-1D (bg)	YGWA-1I (bg)	YGWA-2I (bg)	YGWA-3D (bg)	YGWA-3I (bg)	YGWA-4I (bg)	YGWA-5D (bg)	YGWA-5I (bg)
2/8/2023					<0.005	<0.005			
2/9/2023							<0.005		0.0012 (J)
8/15/2023	<0.005	<0.005	<0.005	<0.005	<0.005		<0.005	<0.005	<0.005
8/16/2023						<0.005			
2/20/2024	<0.005	<0.005	<0.005	<0.005	<0.005	<0.005	<0.005	<0.005	<0.005
2/23/2024									
8/20/2024		<0.005	<0.005	<0.005	<0.005	<0.005	<0.005	<0.005	<0.005
2/25/2025		<0.005	<0.005	<0.005	<0.005	<0.005	<0.005	<0.005	<0.005
8/12/2025		<0.005	<0.005	<0.005	0.0017 (J)	<0.005	<0.005	<0.005	<0.005
2/17/2026		0.00025 (J)	0.00046 (J)	0.00029 (J)	<0.005	0.00028 (J)	0.00026 (J)	<0.005	0.00036 (J)

ND substitution: RL or RL/2 if <15% NDs.

Time Series

Constituent: Chromium (mg/L) Analysis Run 5/6/2026 8:28 PM

Plant Yates Client: Southern Company Data: Yates AMA-R6

	YGWA-14S (bg)
5/1/2007	
9/12/2007	
3/20/2008	
8/27/2008	
3/3/2009	
11/18/2009	
3/3/2010	
9/8/2010	
3/10/2011	
9/8/2011	
3/5/2012	
9/10/2012	
2/6/2013	
8/12/2013	
2/5/2014	
8/5/2014	
2/4/2015	
8/3/2015	
2/16/2016	
6/1/2016	
6/2/2016	<0.005
7/21/2016	
7/25/2016	
7/26/2016	<0.005
8/31/2016	
9/13/2016	
9/14/2016	
9/15/2016	<0.005
11/1/2016	
11/2/2016	<0.005
11/4/2016	
11/28/2016	
12/15/2016	
1/10/2017	<0.005
1/11/2017	
1/12/2017	
1/13/2017	
1/16/2017	
2/22/2017	
3/1/2017	
3/2/2017	
3/3/2017	
3/6/2017	
3/7/2017	
3/8/2017	0.0005 (J)
4/26/2017	<0.005
4/27/2017	
4/28/2017	
5/1/2017	
5/2/2017	
5/8/2017	
5/26/2017	

ND substitution: RL or RL/2 if <15% NDs.

Time Series

Constituent: Chromium (mg/L) Analysis Run 5/6/2026 8:28 PM

Plant Yates Client: Southern Company Data: Yates AMA-R6

	YGWA-14S (bg)
6/27/2017	
6/28/2017	
6/29/2017	
6/30/2017	<0.005
7/17/2017	
10/16/2017	
2/19/2018	
3/27/2018	<0.005
3/28/2018	
3/29/2018	
8/6/2018	
2/25/2019	
2/26/2019	<0.005
2/27/2019	
3/4/2019	
3/28/2019	
3/29/2019	<0.005
4/1/2019	
6/12/2019	
8/19/2019	
9/24/2019	
9/25/2019	<0.005
10/8/2019	
2/10/2020	
2/11/2020	
2/12/2020	<0.005
3/17/2020	
3/18/2020	<0.005
3/19/2020	
3/24/2020	
3/25/2020	
8/26/2020	
9/22/2020	
9/23/2020	
9/25/2020	<0.005
2/8/2021	
2/9/2021	
2/10/2021	<0.005
2/12/2021	
3/2/2021	<0.005
3/3/2021	
8/19/2021	<0.005
8/20/2021	
8/26/2021	
8/27/2021	
2/8/2022	
2/9/2022	
2/10/2022	<0.005
2/11/2022	
8/30/2022	
8/31/2022	<0.005
2/7/2023	

ND substitution: RL or RL/2 if <15% NDs.

Time Series

Constituent: Chromium (mg/L) Analysis Run 5/6/2026 8:28 PM

Plant Yates Client: Southern Company Data: Yates AMA-R6

	YGWA-14S (bg)
2/8/2023	<0.005
2/9/2023	
8/15/2023	<0.005
8/16/2023	
2/20/2024	
2/23/2024	<0.005
8/20/2024	<0.005
2/25/2025	<0.005
8/12/2025	<0.005
2/17/2026	<0.005

ND substitution: RL or RL/2 if <15% NDs.

Time Series

Constituent: Chromium (mg/L) Analysis Run 5/6/2026 8:28 PM

Plant Yates Client: Southern Company Data: Yates AMA-R6

	YGWA-17S (bg)	YGWA-18I (bg)	YGWA-18S (bg)	YGWA-20S (bg)	YGWA-21I (bg)	YGWA-30I (bg)	YGWA-39 (bg)	YGWA-40 (bg)	YGWA-47 (bg)
6/2/2016						<0.005			
6/6/2016		0.0012 (J)	<0.005						
6/7/2016	<0.005			<0.005	<0.005				
7/25/2016						<0.005			
7/27/2016	0.0008 (J)	0.0007 (J)	0.0006 (J)	0.0005 (J)					
7/28/2016					<0.005				
8/30/2016									<0.005
9/16/2016	<0.005		<0.005						
9/19/2016		<0.005		<0.005	<0.005	<0.005			
11/1/2016						<0.005			
11/2/2016				<0.005					
11/3/2016	<0.005	<0.005	<0.005		<0.005				
11/14/2016									0.0093 (J)
1/11/2017	<0.005	<0.005	<0.005						
1/13/2017				<0.005	<0.005				
1/16/2017						<0.005			
2/21/2017						<0.005			
2/24/2017									<0.005
3/1/2017		0.0012 (J)	<0.005						
3/2/2017	0.001 (J)								
3/6/2017				0.0005 (J)	0.0004 (J)				
4/26/2017		0.0005 (J)	0.0003 (J)	0.0007 (J)	<0.005	0.0016 (J)			
5/2/2017	0.0007 (J)								
5/8/2017									<0.005
6/28/2017		0.0006 (J)	<0.005						
6/29/2017	0.0006 (J)			0.0005 (J)	<0.005				
6/30/2017						<0.005			
7/11/2017									<0.005
10/10/2017									<0.005
10/11/2017							<0.005		
10/12/2017								<0.005	
11/20/2017							<0.005	<0.005	
1/10/2018								<0.005	
1/11/2018							<0.005		
1/12/2018									
2/19/2018								<0.005	
2/20/2018							<0.005		
3/27/2018						<0.005			
3/28/2018	<0.005	<0.005	<0.005						
3/29/2018				<0.005	<0.005				
4/2/2018									<0.005
4/3/2018							<0.005	<0.005	
6/28/2018							<0.005	<0.005	
8/7/2018							<0.005	<0.005	
9/19/2018									<0.005
9/24/2018							<0.005	<0.005	
2/26/2019						<0.005			
3/5/2019	<0.005		<0.005	<0.005	<0.005				
3/6/2019		<0.005							
4/1/2019						<0.005			
8/20/2019									<0.005
8/21/2019							<0.005	0.00053 (J)	

ND substitution: RL or RL/2 if <15% NDs.

Time Series

Constituent: Chromium (mg/L) Analysis Run 5/6/2026 8:28 PM

Plant Yates Client: Southern Company Data: Yates AMA-R6

	YGWA-17S (bg)	YGWA-18I (bg)	YGWA-18S (bg)	YGWA-20S (bg)	YGWA-21I (bg)	YGWA-30I (bg)	YGWA-39 (bg)	YGWA-40 (bg)	YGWA-47 (bg)
8/22/2019									
9/25/2019						<0.005			
10/9/2019							<0.005	0.0012 (J)	
2/11/2020	0.00087 (J)	0.001 (J)	0.00088 (J)						
2/12/2020				0.00045 (J)	<0.005	<0.005	<0.005	0.00065 (J)	
2/14/2020									
3/19/2020						<0.005			
3/24/2020	0.00087 (J)	0.00095 (J)	0.0011 (J)	0.00077 (J)	<0.005			0.00055 (J)	
3/25/2020							<0.005		
8/27/2020									<0.005
9/22/2020									<0.005
9/23/2020	0.00098 (J)	0.00092 (J)	0.0012 (J)						
9/24/2020				0.00076 (J)	<0.005	<0.005	<0.005	<0.005	
9/25/2020									
2/9/2021	0.00098 (J)	0.00083 (J)	0.0013 (J)	0.00056 (J)	<0.005				
2/10/2021							<0.005	<0.005	
2/11/2021						<0.005			
3/1/2021						<0.005			<0.005
3/3/2021	0.00082 (J)	0.00087 (J)	0.001 (J)	<0.005					
3/4/2021					<0.005		<0.005	<0.005	
8/19/2021						<0.005			<0.005
8/26/2021			<0.005				<0.005		
8/27/2021	<0.005	<0.005		<0.005					
9/1/2021					<0.005				
9/3/2021								<0.005	
2/8/2022							<0.005	<0.005	<0.005
2/9/2022	<0.005	<0.005	0.0014 (J)	<0.005	<0.005				
2/10/2022									
2/11/2022						<0.005			
8/30/2022	<0.005	<0.005	0.0015 (J)		<0.005				
8/31/2022				<0.005		<0.005	<0.005	<0.005	<0.005
9/1/2022									
2/7/2023	<0.005	<0.005	0.0016 (J)	<0.005	<0.005		<0.005		
2/8/2023						0.0021 (J)		<0.005	<0.005
8/15/2023	<0.005	<0.005	0.0013 (J)	<0.005	<0.005		<0.005	<0.005	<0.005
8/16/2023						<0.005			
2/20/2024	<0.005	<0.005		<0.005	<0.005	<0.005	<0.005	<0.005	<0.005
2/22/2024									
2/23/2024			<0.005						
8/20/2024	<0.005	<0.005		<0.005	<0.005	<0.005			<0.005
8/21/2024			<0.005				<0.005	<0.005	
8/23/2024									
2/25/2025	<0.005	<0.005	<0.005	<0.005	<0.005	<0.005	<0.005	<0.005	<0.005
2/26/2025									
8/12/2025	<0.005	<0.005	0.0014 (J)	<0.005	<0.005	<0.005	<0.005	<0.005	<0.005
8/14/2025									
2/17/2026	0.00048 (J)	0.0009 (J)	0.0012 (J)	0.00063 (J)	<0.005	<0.005	<0.005	<0.005	0.00035 (J)
2/18/2026									

ND substitution: RL or RL/2 if <15% NDs.

Time Series

Constituent: Chromium (mg/L) Analysis Run 5/6/2026 8:28 PM

Plant Yates Client: Southern Company Data: Yates AMA-R6

	YGWC-38
6/2/2016	
6/6/2016	
6/7/2016	
7/25/2016	
7/27/2016	
7/28/2016	
8/30/2016	
9/16/2016	
9/19/2016	
11/1/2016	
11/2/2016	
11/3/2016	
11/14/2016	
1/11/2017	
1/13/2017	
1/16/2017	
2/21/2017	
2/24/2017	
3/1/2017	
3/2/2017	
3/6/2017	
4/26/2017	
5/2/2017	
5/8/2017	
6/28/2017	
6/29/2017	
6/30/2017	
7/11/2017	
10/10/2017	
10/11/2017	
10/12/2017	0.0005 (J)
11/20/2017	<0.005
1/10/2018	
1/11/2018	
1/12/2018	<0.005
2/19/2018	
2/20/2018	<0.005
3/27/2018	
3/28/2018	
3/29/2018	
4/2/2018	
4/3/2018	<0.005
6/28/2018	<0.005
8/7/2018	<0.005
9/19/2018	
9/24/2018	<0.005
2/26/2019	
3/5/2019	
3/6/2019	
4/1/2019	
8/20/2019	
8/21/2019	

ND substitution: RL or RL/2 if <15% NDs.

Time Series

Constituent: Chromium (mg/L) Analysis Run 5/6/2026 8:28 PM

Plant Yates Client: Southern Company Data: Yates AMA-R6

	YGWC-38
8/22/2019	<0.005
9/25/2019	
10/9/2019	<0.005
2/11/2020	
2/12/2020	
2/14/2020	0.0023 (J)
3/19/2020	
3/24/2020	
3/25/2020	0.00065 (J)
8/27/2020	
9/22/2020	
9/23/2020	
9/24/2020	
9/25/2020	<0.005
2/9/2021	<0.005
2/10/2021	
2/11/2021	
3/1/2021	
3/3/2021	
3/4/2021	<0.005
8/19/2021	
8/26/2021	<0.005
8/27/2021	
9/1/2021	
9/3/2021	
2/8/2022	
2/9/2022	
2/10/2022	<0.005
2/11/2022	
8/30/2022	
8/31/2022	
9/1/2022	<0.005
2/7/2023	
2/8/2023	<0.005
8/15/2023	
8/16/2023	<0.005
2/20/2024	
2/22/2024	<0.005
2/23/2024	
8/20/2024	
8/21/2024	
8/23/2024	<0.005
2/25/2025	
2/26/2025	<0.005
8/12/2025	
8/14/2025	<0.005
2/17/2026	
2/18/2026	<0.005

ND substitution: RL or RL/2 if <15% NDs.

Time Series

Constituent: Chromium (mg/L) Analysis Run 5/6/2026 8:28 PM

Plant Yates Client: Southern Company Data: Yates AMA-R6

	YGWC-41	YGWC-23S	YGWC-24SB	YGWC-36A	YGWC-42	YGWC-43	YGWC-49	YGWC-50	YAMW-1
6/7/2016		<0.005							
6/8/2016			0.0022 (J)						
7/28/2016		0.0008 (J)							
8/1/2016			<0.005						
8/30/2016					<0.005				
8/31/2016						<0.005			
9/1/2016							0.0013 (J)		
9/2/2016				<0.005					
9/20/2016		<0.005	<0.005						
11/8/2016		<0.005	<0.005						
11/14/2016				0.0035 (J)					
11/15/2016							0.0014 (J)		
11/16/2016					<0.005	<0.005			
1/16/2017		<0.005							
1/17/2017			<0.005						
2/24/2017						<0.005			
2/27/2017					<0.005		0.0016 (J)		
2/28/2017				<0.005					
3/8/2017			0.001 (J)						
3/9/2017		0.0008 (J)							
5/2/2017		0.0007 (J)	0.0011 (J)						
5/9/2017				<0.005			0.0017 (J)		
5/10/2017					0.0006 (J)	0.0005 (J)			
7/7/2017			<0.005						
7/10/2017		0.0007 (J)							
7/11/2017					<0.005	<0.005			
7/13/2017				<0.005			0.0019 (J)		
9/22/2017				<0.005					
9/29/2017				<0.005					
10/6/2017				<0.005					
10/11/2017							0.0014 (J)		
10/12/2017	<0.005				<0.005	<0.005			
11/21/2017	<0.005								
1/11/2018	<0.005								
2/19/2018	<0.005								
3/30/2018		<0.005	<0.005	<0.005					
4/3/2018	<0.005								
4/4/2018					<0.005	<0.005	<0.005		
6/27/2018	<0.005								
8/7/2018	<0.005								
9/20/2018					<0.005	<0.005	0.0017 (J)		
9/24/2018	<0.005								
3/5/2019			<0.005						
3/6/2019		<0.005		<0.005					
8/21/2019						0.00062 (J)			
8/22/2019	<0.005				<0.005				
10/9/2019	<0.005				0.00043 (J)	0.00074 (J)			
2/13/2020			<0.005						
2/14/2020	<0.005			<0.005	<0.005				
2/17/2020		0.00087 (J)				<0.005	0.002 (J)		
3/25/2020	0.00039 (J)			0.00074 (J)	0.0013 (J)	<0.005	0.0019 (J)		0.00058 (J)
3/26/2020		0.0019 (J)	0.00094 (J)						

ND substitution: RL or RL/2 if <15% NDs.

Time Series

Constituent: Chromium (mg/L) Analysis Run 5/6/2026 8:28 PM

Plant Yates Client: Southern Company Data: Yates AMA-R6

	YGWC-41	YGWC-23S	YGWC-24SB	YGWC-36A	YGWC-42	YGWC-43	YGWC-49	YGWC-50	YAMW-1
9/23/2020			<0.005						
9/24/2020		0.0011 (J)			<0.005		0.0019 (J)		0.00074 (J)
9/25/2020	<0.005					0.00071 (J)			
10/7/2020				0.0013 (J)					
2/9/2021		0.00086 (J)	0.0011 (J)			<0.005	0.002 (J)		0.001 (J)
2/10/2021	<0.005			0.00094 (J)	<0.005				
3/3/2021			<0.005						0.00076 (J)
3/4/2021	<0.005	0.00078 (J)		<0.005	<0.005	<0.005	0.0017 (J)		
8/25/2021		<0.005			<0.005				
8/26/2021	<0.005								
9/1/2021			<0.005				0.002 (J)		<0.005
9/3/2021				<0.005					
9/27/2021						<0.005			
2/8/2022	<0.005					<0.005	0.0021 (J)		
2/10/2022		<0.005	<0.005		<0.005				0.0013 (J)
2/11/2022				<0.005					
8/31/2022							0.002 (J)		<0.005
9/1/2022	<0.005	<0.005		<0.005	<0.005	<0.005			
2/8/2023	<0.005	0.0014 (J)			<0.005	<0.005			
2/9/2023				<0.005			0.002 (J)		<0.005
2/10/2023			<0.005						
8/16/2023	<0.005	<0.005	<0.005	<0.005	<0.005	<0.005	0.0017 (J)		<0.005
8/17/2023								<0.005	
12/20/2023								<0.005	
2/21/2024		<0.005					0.0021 (J)		
2/22/2024	<0.005				<0.005	<0.005		<0.005	
2/23/2024			<0.005	<0.005					<0.005
6/10/2024								<0.005	
8/21/2024		<0.005							
8/22/2024			<0.005	<0.005	<0.005	<0.005	0.002 (J)		<0.005
8/23/2024	<0.005							<0.005	
11/26/2024								0.00041 (J)	
2/26/2025	<0.005			<0.005	<0.005		0.0021 (J)	<0.005	<0.005
2/27/2025		<0.005				<0.005			
3/17/2025			<0.005						
5/21/2025								<0.005	
7/31/2025									<0.005
8/12/2025				<0.005					
8/13/2025	<0.005	<0.005			<0.005				
8/14/2025			<0.005			<0.005	0.0024 (J)		
10/8/2025								<0.005	
2/18/2026			0.00048 (J)	0.00053 (J)		0.00053 (J)			0.00042 (J)
2/19/2026	<0.005	0.0006 (J)			0.0003 (J)		0.0022 (J)	<0.005	

ND substitution: RL or RL/2 if <15% NDs.

Time Series

Constituent: Chromium (mg/L) Analysis Run 5/6/2026 8:28 PM

Plant Yates Client: Southern Company Data: Yates AMA-R6

	YAMW-2
6/7/2016	
6/8/2016	
7/28/2016	
8/1/2016	
8/30/2016	
8/31/2016	
9/1/2016	
9/2/2016	
9/20/2016	
11/8/2016	
11/14/2016	
11/15/2016	
11/16/2016	
1/16/2017	
1/17/2017	
2/24/2017	
2/27/2017	
2/28/2017	
3/8/2017	
3/9/2017	
5/2/2017	
5/9/2017	
5/10/2017	
7/7/2017	
7/10/2017	
7/11/2017	
7/13/2017	
9/22/2017	
9/29/2017	
10/6/2017	
10/11/2017	
10/12/2017	
11/21/2017	
1/11/2018	
2/19/2018	
3/30/2018	
4/3/2018	
4/4/2018	
6/27/2018	
8/7/2018	
9/20/2018	
9/24/2018	
3/5/2019	
3/6/2019	
8/21/2019	
8/22/2019	
10/9/2019	
2/13/2020	
2/14/2020	
2/17/2020	
3/25/2020	
3/26/2020	

Time Series

Constituent: Chromium (mg/L) Analysis Run 5/6/2026 8:28 PM

Plant Yates Client: Southern Company Data: Yates AMA-R6

	YAMW-2
9/23/2020	0.00071 (J)
9/24/2020	
9/25/2020	
10/7/2020	
2/9/2021	0.0011 (J)
2/10/2021	
3/3/2021	0.0012 (J)
3/4/2021	
8/25/2021	
8/26/2021	
9/1/2021	0.003 (J)
9/3/2021	
9/27/2021	
2/8/2022	
2/10/2022	<0.005
2/11/2022	
8/31/2022	
9/1/2022	<0.005
2/8/2023	<0.005
2/9/2023	
2/10/2023	
8/16/2023	
8/17/2023	<0.005
12/20/2023	
2/21/2024	
2/22/2024	<0.005
2/23/2024	
6/10/2024	
8/21/2024	<0.005
8/22/2024	
8/23/2024	
11/26/2024	
2/26/2025	<0.005
2/27/2025	
3/17/2025	
5/21/2025	
7/31/2025	
8/12/2025	
8/13/2025	<0.005
8/14/2025	
10/8/2025	
2/18/2026	
2/19/2026	0.0011 (J)

ND substitution: RL or RL/2 if <15% NDs.

Time Series

Constituent: Chromium (mg/L) Analysis Run 5/6/2026 8:28 PM

Plant Yates Client: Southern Company Data: Yates AMA-R6

	YAMW-3	YAMW-4	YAMW-5	PZ-35	PZ-37D	PZ-37	PZ-51	PZ-52D	PZ-54D
10/12/2017						0.0019 (J)			
11/21/2017						0.0017 (J)			
1/11/2018						0.001 (J)			
2/20/2018						<0.005			
4/3/2018						<0.005			
6/29/2018						<0.005			
8/6/2018						<0.005			
9/24/2018						<0.005			
3/25/2020				0.0012 (J)					
9/23/2020		<0.005							
9/24/2020			<0.005	0.00061 (J)					
9/25/2020						<0.005			
2/9/2021		0.00057 (J)	<0.005			<0.005			
2/10/2021				0.0006 (J)					
3/3/2021		<0.005							
3/4/2021			<0.005	0.0007 (J)		<0.005			
5/13/2021					<0.005				
8/25/2021		<0.005				<0.005			
8/26/2021			<0.005						
9/1/2021				<0.005					
9/3/2021					<0.005				
11/4/2021								<0.005	
2/10/2022	0.0011 (J)	<0.005	0.0016 (J)	<0.005		<0.005	<0.005		
2/11/2022					<0.005			0.0011 (J)	
4/4/2022						<0.005			
4/7/2022						<0.005			
8/31/2022				<0.005					
9/1/2022	<0.005	<0.005	<0.005		<0.005	<0.005	<0.005	<0.005	
2/8/2023		<0.005	<0.005		<0.005	<0.005		<0.005	
2/9/2023	<0.005			0.0016 (J)			<0.005		
8/16/2023	<0.005	<0.005	<0.005	<0.005	<0.005		<0.005		
8/17/2023						<0.005		<0.005	
2/21/2024	<0.005				<0.005	<0.005		<0.005	
2/22/2024		<0.005	<0.005				<0.005		
2/23/2024				<0.005					
6/12/2024									0.011
8/21/2024					<0.005	<0.005		<0.005	
8/22/2024	<0.005			<0.005			<0.005		
8/23/2024		<0.005	<0.005						
11/7/2024									<0.005
2/25/2025				0.0015 (J)					
2/26/2025	<0.005	<0.005							
2/27/2025			<0.005		<0.005	<0.005	<0.005	0.0013 (J)	<0.005
7/31/2025				<0.005					
8/13/2025	<0.005	<0.005	<0.005					<0.005	<0.005
8/14/2025					<0.005	<0.005	<0.005		
2/18/2026					<0.005	0.00042 (J)	0.00051 (J)	0.00028 (J)	0.00024 (J)
2/19/2026	0.00035 (J)	0.00044 (J)	<0.005						

ND substitution: RL or RL/2 if <15% NDs.

Time Series

Constituent: Chromium (mg/L) Analysis Run 5/6/2026 8:28 PM

Plant Yates Client: Southern Company Data: Yates AMA-R6

	PZ-55
10/12/2017	
11/21/2017	
1/11/2018	
2/20/2018	
4/3/2018	
6/29/2018	
8/6/2018	
9/24/2018	
3/25/2020	
9/23/2020	
9/24/2020	
9/25/2020	
2/9/2021	
2/10/2021	
3/3/2021	
3/4/2021	
5/13/2021	
8/25/2021	
8/26/2021	
9/1/2021	
9/3/2021	
11/4/2021	
2/10/2022	
2/11/2022	
4/4/2022	
4/7/2022	
8/31/2022	
9/1/2022	
2/8/2023	
2/9/2023	
8/16/2023	
8/17/2023	
2/21/2024	
2/22/2024	<0.005
2/23/2024	
6/12/2024	
8/21/2024	<0.005
8/22/2024	
8/23/2024	
11/7/2024	
2/25/2025	
2/26/2025	
2/27/2025	<0.005
7/31/2025	
8/13/2025	
8/14/2025	<0.005
2/18/2026	
2/19/2026	0.0005 (J)

ND substitution: RL or RL/2 if <15% NDs.

Time Series

Constituent: Cobalt (mg/L) Analysis Run 5/6/2026 8:28 PM

Plant Yates Client: Southern Company Data: Yates AMA-R6

	GWA-2 (bg)	YGWA-1D (bg)	YGWA-1I (bg)	YGWA-2I (bg)	YGWA-3D (bg)	YGWA-3I (bg)	YGWA-4I (bg)	YGWA-5D (bg)	YGWA-5I (bg)
5/1/2007	0.0067								
9/12/2007	<0.005								
3/20/2008	<0.005								
8/27/2008	<0.005								
3/3/2009	<0.005								
11/18/2009	<0.005								
3/3/2010	0.0027								
9/8/2010	0.007								
3/10/2011	<0.005								
9/8/2011	<0.005								
3/5/2012	0.0032								
9/10/2012	<0.005								
2/6/2013	<0.005								
8/12/2013	0.0045								
2/5/2014	<0.005								
8/5/2014	0.0027								
2/4/2015	0.0016								
8/3/2015	0.002								
2/16/2016	0.0027								
6/1/2016		<0.005	0.00082 (J)			<0.005			
6/2/2016					<0.005		0.00082 (J)	<0.005	<0.005
7/21/2016	0.0011 (J)								
7/25/2016			0.0008 (J)			<0.005			
7/26/2016		<0.005			<0.005		0.0012 (J)	<0.005	<0.005
8/31/2016	0.0053 (J)								
9/13/2016		<0.005	0.0009 (J)						
9/14/2016				<0.005		<0.005	0.0006 (J)	<0.005	<0.005
9/15/2016					<0.005				
11/1/2016		<0.005			<0.005	<0.005			
11/2/2016							<0.005	<0.005	
11/4/2016			0.0025 (J)	<0.005					<0.005
11/28/2016	0.0036 (J)								
12/15/2016				<0.005					
1/10/2017									
1/11/2017		<0.005			<0.005	<0.005			
1/12/2017								<0.005	<0.005
1/13/2017							0.0029 (J)		
1/16/2017			0.0027 (J)	<0.005					
2/22/2017	0.0049 (J)								
3/1/2017						<0.005			
3/2/2017		<0.005	0.0022 (J)		<0.005				
3/3/2017				<0.005					
3/6/2017							0.0006 (J)		
3/7/2017								<0.005	<0.005
3/8/2017									
4/26/2017					<0.005	<0.005			
4/27/2017		<0.005	0.0018 (J)						
4/28/2017				<0.005					
5/1/2017							<0.005	<0.005	
5/2/2017									<0.005
5/8/2017	0.0059 (J)								
5/26/2017				<0.005					

ND substitution: RL or RL/2 if <15% NDs.

Time Series

Constituent: Cobalt (mg/L) Analysis Run 5/6/2026 8:28 PM

Plant Yates Client: Southern Company Data: Yates AMA-R6

	GWA-2 (bg)	YGWA-1D (bg)	YGWA-1I (bg)	YGWA-2I (bg)	YGWA-3D (bg)	YGWA-3I (bg)	YGWA-4I (bg)	YGWA-5D (bg)	YGWA-5I (bg)
6/27/2017		<0.005	0.0023 (J)					<0.005	<0.005
6/28/2017				<0.005	<0.005	<0.005			
6/29/2017							0.0005 (J)		
6/30/2017									
7/17/2017	0.0046 (J)								
10/16/2017	0.0034 (J)								
2/19/2018	<0.005								
3/27/2018			<0.005						
3/28/2018				<0.005	<0.005	<0.005			
3/29/2018		<0.005					<0.005	<0.005	<0.005
6/5/2018		<0.005							
6/6/2018			<0.005					<0.005	
6/7/2018				<0.005	<0.005		0.00058 (J)		<0.005
6/8/2018						<0.005			
8/6/2018	0.003 (J)								
9/26/2018							<0.005	<0.005	<0.005
10/1/2018		<0.005	0.00059 (J)	<0.005	<0.005	<0.005			
2/25/2019	0.001 (J)								
2/26/2019									
2/27/2019		<0.005	0.00064 (J)	<0.005	<0.005	<0.005			
3/4/2019							<0.005	<0.005	<0.005
3/28/2019		<0.005	0.00091 (J)						
3/29/2019				<0.005					
4/1/2019					<0.005	<0.005			
4/3/2019							0.00083 (J)	<0.005	<0.005
6/12/2019	0.003 (J)								
8/19/2019	0.0035 (J)								
9/24/2019		<0.005	0.0013 (J)	<0.005				<0.005	<0.005
9/25/2019					<0.005	<0.005	<0.005		
10/8/2019	0.0039 (J)								
2/10/2020		<0.005	0.0016 (J)						
2/11/2020				<0.005		<0.005			
2/12/2020					<0.005		<0.005	0.00037 (J)	<0.005
3/17/2020	0.003 (J)								
3/18/2020			0.00087 (J)						
3/19/2020		<0.005		<0.005	<0.005	<0.005			
3/24/2020								0.00035 (J)	<0.005
3/25/2020							0.00056 (J)		
8/26/2020	0.2 (O)								
9/22/2020	0.16 (O)						<0.005	<0.005	<0.005
9/23/2020		<0.005	0.0013 (J)	<0.005	<0.005	<0.005			
9/25/2020									
2/8/2021								<0.005	<0.005
2/9/2021							<0.005		
2/10/2021				<0.005	<0.005	<0.005			
2/12/2021		0.00086 (J)	0.0028 (J)						
3/2/2021	0.21 (O)							<0.005	<0.005
3/3/2021		<0.005	0.003 (J)	<0.005	<0.005	<0.005	<0.005		
8/19/2021		0.00055 (J)	0.0017 (J)		<0.005				
8/20/2021	0.074 (O)								
8/26/2021							0.00042 (J)	<0.005	<0.005
8/27/2021				<0.005		<0.005			

ND substitution: RL or RL/2 if <15% NDs.

Time Series

Constituent: Cobalt (mg/L) Analysis Run 5/6/2026 8:28 PM

Plant Yates Client: Southern Company Data: Yates AMA-R6

	GWA-2 (bg)	YGWA-1D (bg)	YGWA-1I (bg)	YGWA-2I (bg)	YGWA-3D (bg)	YGWA-3I (bg)	YGWA-4I (bg)	YGWA-5D (bg)	YGWA-5I (bg)
2/8/2022	0.072 (O)								
2/9/2022		0.00072 (J)	0.0023 (J)	<0.005	<0.005	<0.005			
2/10/2022								<0.005	<0.005
2/11/2022							<0.005		
8/30/2022	0.075 (O)	<0.005		<0.005				<0.005	<0.005
8/31/2022			0.00085 (J)		<0.005	<0.005	<0.005		
2/7/2023	0.034	0.00097 (J)	0.0048 (J)	<0.005				<0.005	
2/8/2023					<0.005	<0.005			
2/9/2023							<0.005		<0.005
8/15/2023	0.031	<0.005	0.00072 (J)	<0.005	<0.005		<0.005	<0.005	<0.005
8/16/2023						<0.005			
2/20/2024	0.023	0.00055 (J)	0.0018 (J)	<0.005	<0.005	<0.005	<0.005	<0.005	<0.005
2/23/2024									
8/20/2024		<0.005	0.00033 (J)	<0.005	<0.005	<0.005	<0.005	<0.005	<0.005
2/25/2025		<0.005	0.0014 (J)	<0.005	<0.005	<0.005	<0.005	<0.005	<0.005
8/12/2025		<0.005	0.0014 (J)	<0.005	<0.005	<0.005	<0.005	<0.005	<0.005
2/17/2026		0.0004 (J)	0.002 (J)	<0.005	<0.005	<0.005	0.00013 (J)	<0.005	<0.005

ND substitution: RL or RL/2 if <15% NDs.

Time Series

Constituent: Cobalt (mg/L) Analysis Run 5/6/2026 8:28 PM

Plant Yates Client: Southern Company Data: Yates AMA-R6

	YGWA-14S (bg)
5/1/2007	
9/12/2007	
3/20/2008	
8/27/2008	
3/3/2009	
11/18/2009	
3/3/2010	
9/8/2010	
3/10/2011	
9/8/2011	
3/5/2012	
9/10/2012	
2/6/2013	
8/12/2013	
2/5/2014	
8/5/2014	
2/4/2015	
8/3/2015	
2/16/2016	
6/1/2016	
6/2/2016	<0.005
7/21/2016	
7/25/2016	
7/26/2016	<0.005
8/31/2016	
9/13/2016	
9/14/2016	
9/15/2016	<0.005
11/1/2016	
11/2/2016	<0.005
11/4/2016	
11/28/2016	
12/15/2016	
1/10/2017	<0.005
1/11/2017	
1/12/2017	
1/13/2017	
1/16/2017	
2/22/2017	
3/1/2017	
3/2/2017	
3/3/2017	
3/6/2017	
3/7/2017	
3/8/2017	<0.005
4/26/2017	<0.005
4/27/2017	
4/28/2017	
5/1/2017	
5/2/2017	
5/8/2017	
5/26/2017	

ND substitution: RL or RL/2 if <15% NDs.

Time Series

Constituent: Cobalt (mg/L) Analysis Run 5/6/2026 8:28 PM

Plant Yates Client: Southern Company Data: Yates AMA-R6

	YGWA-14S (bg)
6/27/2017	
6/28/2017	
6/29/2017	
6/30/2017	<0.005
7/17/2017	
10/16/2017	
2/19/2018	
3/27/2018	<0.005
3/28/2018	
3/29/2018	
6/5/2018	
6/6/2018	
6/7/2018	
6/8/2018	<0.005
8/6/2018	
9/26/2018	
10/1/2018	<0.005
2/25/2019	
2/26/2019	<0.005
2/27/2019	
3/4/2019	
3/28/2019	
3/29/2019	<0.005
4/1/2019	
4/3/2019	
6/12/2019	
8/19/2019	
9/24/2019	
9/25/2019	<0.005
10/8/2019	
2/10/2020	
2/11/2020	
2/12/2020	<0.005
3/17/2020	
3/18/2020	<0.005
3/19/2020	
3/24/2020	
3/25/2020	
8/26/2020	
9/22/2020	
9/23/2020	
9/25/2020	<0.005
2/8/2021	
2/9/2021	
2/10/2021	<0.005
2/12/2021	
3/2/2021	<0.005
3/3/2021	
8/19/2021	<0.005
8/20/2021	
8/26/2021	
8/27/2021	

ND substitution: RL or RL/2 if <15% NDs.

Time Series

Constituent: Cobalt (mg/L) Analysis Run 5/6/2026 8:28 PM

Plant Yates Client: Southern Company Data: Yates AMA-R6

	YGWA-14S (bg)
2/8/2022	
2/9/2022	
2/10/2022	<0.005
2/11/2022	
8/30/2022	
8/31/2022	<0.005
2/7/2023	
2/8/2023	<0.005
2/9/2023	
8/15/2023	<0.005
8/16/2023	
2/20/2024	
2/23/2024	<0.005
8/20/2024	<0.005
2/25/2025	<0.005
8/12/2025	<0.005
2/17/2026	<0.005

ND substitution: RL or RL/2 if <15% NDs.

Time Series

Constituent: Cobalt (mg/L) Analysis Run 5/6/2026 8:28 PM

Plant Yates Client: Southern Company Data: Yates AMA-R6

	YGWA-17S (bg)	YGWA-18I (bg)	YGWA-18S (bg)	YGWA-20S (bg)	YGWA-21I (bg)	YGWA-30I (bg)	YGWA-39 (bg)	YGWA-40 (bg)	YGWA-47 (bg)
6/2/2016						0.035			
6/6/2016		<0.005	0.00061 (J)						
6/7/2016	<0.005			<0.005	0.0056				
7/25/2016						0.0312			
7/27/2016	<0.005	<0.005	0.0004 (J)	<0.005					
7/28/2016					0.0032 (J)				
8/30/2016									0.0073 (J)
9/16/2016	<0.005		0.0008 (J)						
9/19/2016		<0.005		<0.005	0.0047 (J)	0.0275			
11/1/2016						0.0255			
11/2/2016				<0.005					
11/3/2016	<0.005	<0.005	<0.005		0.013				
11/14/2016									0.0115
1/11/2017	<0.005	<0.005	<0.005						
1/13/2017				<0.005	0.011				
1/16/2017						0.0245			
2/21/2017						0.0272			
2/24/2017									0.0106
3/1/2017		<0.005	<0.005						
3/2/2017	<0.005								
3/6/2017				<0.005	0.011				
4/26/2017		<0.005	<0.005	<0.005	0.009 (J)	0.0244			
5/2/2017	<0.005								
5/8/2017									0.0099 (J)
6/28/2017		<0.005	<0.005						
6/29/2017	<0.005			<0.005	0.0093 (J)				
6/30/2017						0.0233			
7/11/2017									0.0096 (J)
10/10/2017									0.0036 (J)
10/11/2017							<0.005		
10/12/2017								<0.005	
11/20/2017							<0.005	<0.005	
1/10/2018								<0.005	
1/11/2018							<0.005		
1/12/2018									
2/19/2018								<0.005	
2/20/2018							<0.005		
3/27/2018						0.023			
3/28/2018	<0.005	<0.005	<0.005						
3/29/2018				<0.005	<0.005				
4/2/2018									<0.005
4/3/2018							<0.005	<0.005	
6/5/2018					0.0041 (J)				
6/6/2018				<0.005					
6/7/2018		<0.005							
6/11/2018	<0.005		<0.005			0.023			
6/28/2018							<0.005	<0.005	
8/7/2018							<0.005	<0.005	
9/19/2018									0.0036 (J)
9/24/2018							<0.005	<0.005	
9/25/2018	<0.005	<0.005	<0.005	<0.005	0.0044 (J)				
10/2/2018						0.022			

ND substitution: RL or RL/2 if <15% NDs.

Time Series

Constituent: Cobalt (mg/L) Analysis Run 5/6/2026 8:28 PM

Plant Yates Client: Southern Company Data: Yates AMA-R6

	YGWA-17S (bg)	YGWA-18I (bg)	YGWA-18S (bg)	YGWA-20S (bg)	YGWA-21I (bg)	YGWA-30I (bg)	YGWA-39 (bg)	YGWA-40 (bg)	YGWA-47 (bg)
2/26/2019						0.021			
3/5/2019	<0.005		<0.005	<0.005	0.0039 (J)				
3/6/2019		<0.005							
4/1/2019						0.022			
4/2/2019	<0.005				0.0039 (J)				
4/3/2019		<0.005	<0.005	<0.005					
8/20/2019									0.00092 (J)
8/21/2019							0.00034 (J)	<0.005	
8/22/2019									
9/24/2019					0.0032 (J)				
9/25/2019	<0.005			<0.005		0.016			
9/26/2019		<0.005	<0.005						
10/8/2019									0.0014 (J)
10/9/2019							<0.005	<0.005	
2/11/2020	<0.005	<0.005	<0.005						
2/12/2020				<0.005	0.0081	0.014	0.00034 (J)	<0.005	
2/14/2020									
3/17/2020									0.0017 (J)
3/19/2020						0.014			
3/24/2020	<0.005	<0.005	<0.005	<0.005	0.0061			<0.005	
3/25/2020							0.00034 (J)		
8/27/2020									0.0011 (J)
9/22/2020									0.00097 (J)
9/23/2020	<0.005	<0.005	<0.005						
9/24/2020				<0.005	0.0079	0.0064	0.00053 (J)	<0.005	
9/25/2020									
2/9/2021	<0.005	<0.005	<0.005	<0.005	0.009				
2/10/2021							0.00098 (J)	<0.005	
2/11/2021						0.0078			
3/1/2021						0.0061			0.001 (J)
3/3/2021	<0.005	<0.005	<0.005	<0.005					
3/4/2021					0.0065		0.00071 (J)	<0.005	
8/19/2021						0.0052			0.00099 (J)
8/26/2021			<0.005				0.0011 (J)		
8/27/2021	<0.005	<0.005		<0.005					
9/1/2021					0.0068				
9/3/2021								<0.005	
2/8/2022							0.0012 (J)	<0.005	0.0013 (J)
2/9/2022	<0.005	<0.005	<0.005	<0.005	0.0078				
2/10/2022									
2/11/2022						0.0038 (J)			
8/30/2022	<0.005	<0.005	<0.005		0.0066				
8/31/2022				<0.005		0.004 (J)	0.00085 (J)	<0.005	0.00096 (J)
9/1/2022									
2/7/2023	<0.005	<0.005	<0.005	<0.005	0.014		0.00066 (J)		
2/8/2023						0.0031 (J)		<0.005	0.0011 (J)
8/15/2023	<0.005	<0.005	<0.005	<0.005	0.011		0.00072 (J)	<0.005	0.00072 (J)
8/16/2023						0.0028 (J)			
2/20/2024	<0.005	<0.005		<0.005	0.02	0.0029 (J)	0.00073 (J)	<0.005	0.0011 (J)
2/22/2024									
2/23/2024			<0.005						
8/20/2024	<0.005	<0.005		<0.005	0.02	0.0023 (J)			0.00034 (J)

ND substitution: RL or RL/2 if <15% NDs.

Time Series

Constituent: Cobalt (mg/L) Analysis Run 5/6/2026 8:28 PM

Plant Yates Client: Southern Company Data: Yates AMA-R6

	YGWA-17S (bg)	YGWA-18I (bg)	YGWA-18S (bg)	YGWA-20S (bg)	YGWA-21I (bg)	YGWA-30I (bg)	YGWA-39 (bg)	YGWA-40 (bg)	YGWA-47 (bg)
8/21/2024			<0.005				0.00048 (J)	<0.005	
8/23/2024									
2/25/2025	<0.005	<0.005	<0.005	<0.005	0.041	0.0023 (J)	<0.005	<0.005	<0.005
2/26/2025									
8/12/2025	<0.005	<0.005	<0.005	<0.005	0.031	0.0024 (J)	<0.005	<0.005	<0.005
8/14/2025									
2/17/2026	<0.005	<0.005	<0.005	<0.005	0.041	0.0019 (J)	0.0013 (J)	0.00015 (J)	0.00057 (J)
2/18/2026									

ND substitution: RL or RL/2 if <15% NDs.

Time Series

Constituent: Cobalt (mg/L) Analysis Run 5/6/2026 8:28 PM

Plant Yates Client: Southern Company Data: Yates AMA-R6

	YGWC-38
6/2/2016	
6/6/2016	
6/7/2016	
7/25/2016	
7/27/2016	
7/28/2016	
8/30/2016	
9/16/2016	
9/19/2016	
11/1/2016	
11/2/2016	
11/3/2016	
11/14/2016	
1/11/2017	
1/13/2017	
1/16/2017	
2/21/2017	
2/24/2017	
3/1/2017	
3/2/2017	
3/6/2017	
4/26/2017	
5/2/2017	
5/8/2017	
6/28/2017	
6/29/2017	
6/30/2017	
7/11/2017	
10/10/2017	
10/11/2017	
10/12/2017	<0.005
11/20/2017	<0.005
1/10/2018	
1/11/2018	
1/12/2018	<0.005
2/19/2018	
2/20/2018	<0.005
3/27/2018	
3/28/2018	
3/29/2018	
4/2/2018	
4/3/2018	<0.005
6/5/2018	
6/6/2018	
6/7/2018	
6/11/2018	
6/28/2018	<0.005
8/7/2018	<0.005
9/19/2018	
9/24/2018	<0.005
9/25/2018	
10/2/2018	

ND substitution: RL or RL/2 if <15% NDs.

Time Series

Constituent: Cobalt (mg/L) Analysis Run 5/6/2026 8:28 PM

Plant Yates Client: Southern Company Data: Yates AMA-R6

	YGWC-38
2/26/2019	
3/5/2019	
3/6/2019	
4/1/2019	
4/2/2019	
4/3/2019	
8/20/2019	
8/21/2019	
8/22/2019	<0.005
9/24/2019	
9/25/2019	
9/26/2019	
10/8/2019	
10/9/2019	<0.005
2/11/2020	
2/12/2020	
2/14/2020	<0.005
3/17/2020	
3/19/2020	
3/24/2020	
3/25/2020	<0.005
8/27/2020	
9/22/2020	
9/23/2020	
9/24/2020	
9/25/2020	<0.005
2/9/2021	<0.005
2/10/2021	
2/11/2021	
3/1/2021	
3/3/2021	
3/4/2021	<0.005
8/19/2021	
8/26/2021	<0.005
8/27/2021	
9/1/2021	
9/3/2021	
2/8/2022	
2/9/2022	
2/10/2022	<0.005
2/11/2022	
8/30/2022	
8/31/2022	
9/1/2022	<0.005
2/7/2023	
2/8/2023	<0.005
8/15/2023	
8/16/2023	<0.005
2/20/2024	
2/22/2024	<0.005
2/23/2024	
8/20/2024	

ND substitution: RL or RL/2 if <15% NDs.

Time Series

Constituent: Cobalt (mg/L) Analysis Run 5/6/2026 8:28 PM

Plant Yates Client: Southern Company Data: Yates AMA-R6

	YGWC-38
8/21/2024	
8/23/2024	<0.005
2/25/2025	
2/26/2025	<0.005
8/12/2025	
8/14/2025	<0.005
2/17/2026	
2/18/2026	<0.005

ND substitution: RL or RL/2 if <15% NDs.

Time Series

Constituent: Cobalt (mg/L) Analysis Run 5/6/2026 8:28 PM

Plant Yates Client: Southern Company Data: Yates AMA-R6

	YGWC-41	YGWC-23S	YGWC-24SB	YGWC-36A	YGWC-42	YGWC-43	YGWC-49	YGWC-50	YAMW-1
6/7/2016		<0.005							
6/8/2016			<0.005						
7/28/2016		<0.005							
8/1/2016			<0.005						
8/30/2016					0.0025 (J)				
8/31/2016						<0.005			
9/1/2016							<0.005		
9/2/2016				0.0006 (J)					
9/20/2016		<0.005	<0.005						
11/8/2016		<0.005	<0.005						
11/14/2016				<0.005					
11/15/2016							0.0006 (J)		
11/16/2016					0.002 (J)	<0.005			
1/16/2017		<0.005							
1/17/2017			<0.005						
2/24/2017						<0.005			
2/27/2017					0.0021 (J)		0.0008 (J)		
2/28/2017				<0.005					
3/8/2017			<0.005						
3/9/2017		<0.005							
5/2/2017		<0.005	<0.005						
5/9/2017				<0.005			<0.005		
5/10/2017					0.0021 (J)	<0.005			
7/7/2017			<0.005						
7/10/2017		<0.005							
7/11/2017					0.0014 (J)	<0.005			
7/13/2017				<0.005			0.0005 (J)		
9/22/2017				<0.005					
9/29/2017				<0.005					
10/6/2017				<0.005					
10/11/2017							0.0006 (J)		
10/12/2017	0.0011 (J)				0.0017 (J)	0.0006 (J)			
11/21/2017	0.0003 (J)								
1/11/2018	0.0003 (J)								
2/19/2018	<0.005								
3/30/2018		<0.005	<0.005	<0.005					
4/3/2018	<0.005								
4/4/2018					<0.005	<0.005	<0.005		
6/12/2018		<0.005	<0.005						
6/13/2018				<0.005					
6/27/2018	0.00069 (J)								
8/7/2018	<0.005								
9/20/2018					0.003 (J)	0.0034 (J)	<0.005		
9/24/2018	<0.005								
9/26/2018			<0.005	<0.005					
9/27/2018		<0.005							
10/16/2018									0.032
3/5/2019			<0.005						
3/6/2019		<0.005		<0.005					
4/4/2019		<0.005	<0.005	<0.005					
8/21/2019						0.0026 (J)			
8/22/2019	<0.005				0.0019 (J)				

ND substitution: RL or RL/2 if <15% NDs.

Time Series

Constituent: Cobalt (mg/L) Analysis Run 5/6/2026 8:28 PM

Plant Yates Client: Southern Company Data: Yates AMA-R6

	YGWC-41	YGWC-23S	YGWC-24SB	YGWC-36A	YGWC-42	YGWC-43	YGWC-49	YGWC-50	YAMW-1
9/26/2019			<0.005	0.00048 (J)			<0.005		0.015
9/27/2019		<0.005							
10/9/2019	<0.005				0.0019 (J)	0.0023 (J)			
12/9/2019									0.031
1/3/2020									<0.005
2/13/2020			<0.005						
2/14/2020	<0.005			0.00041 (J)	0.0019 (J)				
2/17/2020		<0.005				0.00088 (J)	<0.005		
3/25/2020	<0.005			0.00038 (J)	0.0018 (J)	0.0016 (J)	<0.005		<0.005
3/26/2020		<0.005	<0.005						
9/23/2020			<0.005						
9/24/2020		<0.005			0.0017 (J)		<0.005		0.01
9/25/2020	<0.005					0.0018 (J)			
10/7/2020				0.00086 (J)					
2/9/2021		<0.005	<0.005			0.0017 (J)	<0.005		0.03
2/10/2021	<0.005			0.00038 (J)	0.0019 (J)				
3/3/2021			<0.005						0.018
3/4/2021	<0.005	<0.005		<0.005	0.0018 (J)	0.0015 (J)	<0.005		
8/25/2021		<0.005			0.0014 (J)				
8/26/2021	<0.005								
9/1/2021			<0.005				<0.005		0.022
9/3/2021				<0.005					
9/27/2021						<0.005			
2/8/2022	<0.005					0.00045 (J)	<0.005		
2/10/2022		<0.005	<0.005		0.0017 (J)				0.011
2/11/2022				<0.005					
8/31/2022							<0.005		0.0041 (J)
9/1/2022	<0.005	<0.005		<0.005	0.0015 (J)	0.0005 (J)			
2/8/2023	<0.005	<0.005			0.0018 (J)	0.00049 (J)			
2/9/2023				<0.005			<0.005		0.0045 (J)
2/10/2023			<0.005						
8/16/2023	<0.005	<0.005	<0.005	<0.005	0.0014 (J)	0.00046 (J)	<0.005		0.0027 (J)
8/17/2023								0.0086	
12/20/2023								0.0052	
2/21/2024		<0.005					<0.005		
2/22/2024	<0.005				0.0023 (J)	0.00038 (J)		0.0063	
2/23/2024			<0.005	<0.005					0.0044 (J)
6/10/2024								0.0055	
8/21/2024		<0.005							
8/22/2024			<0.005	<0.005	0.0017 (J)	0.00057 (J)	<0.005		0.0018 (J)
8/23/2024	<0.005							0.006	
11/26/2024								0.0075	
2/26/2025	<0.005			<0.005	0.002 (J)		<0.005	0.0044 (J)	0.004 (J)
2/27/2025		<0.005				<0.005			
3/17/2025			<0.005						
5/21/2025								<0.005	
7/31/2025									0.0026 (J)
8/12/2025				<0.005					
8/13/2025	<0.005	<0.005			0.0025 (J)				
8/14/2025			<0.005			<0.005	<0.005		
10/8/2025								0.0045 (J)	
2/18/2026			<0.005	<0.005		0.0006 (J)			0.0082

ND substitution: RL or RL/2 if <15% NDs.

Time Series

Constituent: Cobalt (mg/L) Analysis Run 5/6/2026 8:28 PM

Plant Yates Client: Southern Company Data: Yates AMA-R6

	YGWC-41	YGWC-23S	YGWC-24SB	YGWC-36A	YGWC-42	YGWC-43	YGWC-49	YGWC-50	YAMW-1
2/19/2026	<0.005	<0.005			0.0031 (J)		<0.005	0.0054 (J)	

ND substitution: RL or RL/2 if <15% NDs.

Time Series

Constituent: Cobalt (mg/L) Analysis Run 5/6/2026 8:28 PM

Plant Yates Client: Southern Company Data: Yates AMA-R6

	YAMW-2
6/7/2016	
6/8/2016	
7/28/2016	
8/1/2016	
8/30/2016	
8/31/2016	
9/1/2016	
9/2/2016	
9/20/2016	
11/8/2016	
11/14/2016	
11/15/2016	
11/16/2016	
1/16/2017	
1/17/2017	
2/24/2017	
2/27/2017	
2/28/2017	
3/8/2017	
3/9/2017	
5/2/2017	
5/9/2017	
5/10/2017	
7/7/2017	
7/10/2017	
7/11/2017	
7/13/2017	
9/22/2017	
9/29/2017	
10/6/2017	
10/11/2017	
10/12/2017	
11/21/2017	
1/11/2018	
2/19/2018	
3/30/2018	
4/3/2018	
4/4/2018	
6/12/2018	
6/13/2018	
6/27/2018	
8/7/2018	
9/20/2018	
9/24/2018	
9/26/2018	
9/27/2018	
10/16/2018	
3/5/2019	
3/6/2019	
4/4/2019	
8/21/2019	
8/22/2019	

Time Series

Constituent: Cobalt (mg/L) Analysis Run 5/6/2026 8:28 PM

Plant Yates Client: Southern Company Data: Yates AMA-R6

	YAMW-2
9/26/2019	
9/27/2019	
10/9/2019	
12/9/2019	
1/3/2020	
2/13/2020	
2/14/2020	
2/17/2020	
3/25/2020	
3/26/2020	
9/23/2020	0.0025 (J)
9/24/2020	
9/25/2020	
10/7/2020	
2/9/2021	0.001 (J)
2/10/2021	
3/3/2021	0.00082 (J)
3/4/2021	
8/25/2021	
8/26/2021	
9/1/2021	0.00093 (J)
9/3/2021	
9/27/2021	
2/8/2022	
2/10/2022	0.00052 (J)
2/11/2022	
8/31/2022	
9/1/2022	0.0068
2/8/2023	<0.005
2/9/2023	
2/10/2023	
8/16/2023	
8/17/2023	0.0053
12/20/2023	
2/21/2024	
2/22/2024	0.00044 (J)
2/23/2024	
6/10/2024	
8/21/2024	0.0023 (J)
8/22/2024	
8/23/2024	
11/26/2024	
2/26/2025	<0.005
2/27/2025	
3/17/2025	
5/21/2025	
7/31/2025	
8/12/2025	
8/13/2025	0.0037 (J)
8/14/2025	
10/8/2025	
2/18/2026	

ND substitution: RL or RL/2 if <15% NDs.

Time Series

Constituent: Cobalt (mg/L) Analysis Run 5/6/2026 8:28 PM

Plant Yates Client: Southern Company Data: Yates AMA-R6

	YAMW-2
2/19/2026	0.00094 (J)

Time Series

Constituent: Cobalt (mg/L) Analysis Run 5/6/2026 8:28 PM

Plant Yates Client: Southern Company Data: Yates AMA-R6

	YAMW-3	YAMW-4	YAMW-5	PZ-35	PZ-37D	PZ-37	PZ-51	PZ-52D	PZ-54D
10/12/2017						0.0078 (J)			
11/21/2017						0.0097 (J)			
1/11/2018						0.0131			
2/20/2018						0.016			
4/3/2018						0.015			
6/29/2018						0.013			
8/6/2018						0.0053 (J)			
9/24/2018						0.0071 (J)			
10/16/2018				<0.005					
9/26/2019				<0.005					
3/25/2020				0.0059					
9/23/2020		0.00052 (J)							
9/24/2020			0.00077 (J)	<0.005					
9/25/2020						0.0023 (J)			
2/9/2021		0.00063 (J)	<0.005			0.0023 (J)			
2/10/2021				<0.005					
3/3/2021		0.001 (J)							
3/4/2021			<0.005	<0.005		0.003 (J)			
5/13/2021					<0.005				
8/25/2021		0.00041 (J)				0.0068			
8/26/2021			<0.005						
9/1/2021				<0.005					
9/3/2021					<0.005				
11/4/2021								0.00082 (J)	
2/10/2022	0.16	0.00044 (J)	<0.005	<0.005		0.0036 (J)	0.033		
2/11/2022					<0.005			0.0011 (J)	
4/4/2022						0.0032 (J)			
4/7/2022						0.0017 (J)			
8/31/2022				<0.005					
9/1/2022	0.058	0.00048 (J)	<0.005		<0.005	0.0025 (J)	0.018	0.0016 (J)	
2/8/2023		0.00085 (J)	<0.005		<0.005	0.0022 (J)		0.0026 (J)	
2/9/2023	0.066			<0.005			0.0071		
8/16/2023	0.14	<0.005	<0.005	<0.005	<0.005		0.0056		
8/17/2023						0.0027 (J)		0.0031 (J)	
2/21/2024	0.051				<0.005	0.0017 (J)		0.0029 (J)	
2/22/2024		<0.005	<0.005				0.0051		
2/23/2024				<0.005					
6/12/2024									0.0033 (J)
8/21/2024					<0.005	0.0037 (J)		0.0024 (J)	
8/22/2024	0.035			<0.005			0.0048 (J)		
8/23/2024		<0.005	<0.005						
11/7/2024									0.004 (J)
2/25/2025				<0.005					
2/26/2025	0.028	<0.005							
2/27/2025			<0.005		<0.005	0.0019 (J)	0.0043 (J)	0.0035 (J)	0.0034 (J)
7/31/2025				<0.005					
8/13/2025	0.026	<0.005	<0.005					0.0029 (J)	0.0026 (J)
8/14/2025					<0.005	0.0026 (J)	0.0043 (J)		
2/18/2026					<0.005	0.0017 (J)	0.0049 (J)	0.0023 (J)	0.0025 (J)
2/19/2026	0.018	0.00013 (J)	<0.005						

ND substitution: RL or RL/2 if <15% NDs.

Time Series

Constituent: Cobalt (mg/L) Analysis Run 5/6/2026 8:28 PM

Plant Yates Client: Southern Company Data: Yates AMA-R6

	PZ-55
10/12/2017	
11/21/2017	
1/11/2018	
2/20/2018	
4/3/2018	
6/29/2018	
8/6/2018	
9/24/2018	
10/16/2018	
9/26/2019	
3/25/2020	
9/23/2020	
9/24/2020	
9/25/2020	
2/9/2021	
2/10/2021	
3/3/2021	
3/4/2021	
5/13/2021	
8/25/2021	
8/26/2021	
9/1/2021	
9/3/2021	
11/4/2021	
2/10/2022	
2/11/2022	
4/4/2022	
4/7/2022	
8/31/2022	
9/1/2022	
2/8/2023	
2/9/2023	
8/16/2023	
8/17/2023	
2/21/2024	
2/22/2024	0.0041 (J)
2/23/2024	
6/12/2024	
8/21/2024	0.0018 (J)
8/22/2024	
8/23/2024	
11/7/2024	
2/25/2025	
2/26/2025	
2/27/2025	<0.005
7/31/2025	
8/13/2025	
8/14/2025	0.0022 (J)
2/18/2026	
2/19/2026	0.00044 (J)

ND substitution: RL or RL/2 if <15% NDs.

Time Series

Constituent: Combined Radium 226 + 228 (pCi/L) Analysis Run 5/6/2026 8:28 PM

Plant Yates Client: Southern Company Data: Yates AMA-R6

	GWA-2 (bg)	YGWA-1D (bg)	YGWA-1I (bg)	YGWA-2I (bg)	YGWA-3D (bg)	YGWA-3I (bg)	YGWA-4I (bg)	YGWA-5D (bg)	YGWA-5I (bg)
6/1/2016		0.321 (U)	0.42			0.896			
6/2/2016					2.51		0.721	5.11	0.614
7/25/2016			1.83			2.28			
7/26/2016		0.707			3.82		1.26	6.92	1.47
8/31/2016	1.2								
9/13/2016		1.22	0.841						
9/14/2016				0.98		0.821	0.901	3.96	1.27
9/15/2016					4.24				
11/1/2016		0.805			3.92	0.585			
11/2/2016							1.09	4.53	
11/4/2016			0.166	0.277					0.434
11/28/2016	0.264 (U)								
12/15/2016				0.071 (U)					
1/10/2017									
1/11/2017		0.705			2.52	1.22			
1/12/2017								4.43	0.202
1/13/2017							1.19		
1/16/2017			0	0.44					
2/22/2017	1.06 (U)								
3/1/2017						0.877			
3/2/2017		0.251	0.504		3.13				
3/3/2017				0.448					
3/6/2017							0.669		
3/7/2017								4.8	0.0674
3/8/2017									
4/26/2017					2.35	0.672			
4/27/2017		1.08	0.593						
4/28/2017				0.548					
5/1/2017							0.803	4.16	
5/2/2017									0.444
5/8/2017	0.187 (U)								
5/26/2017				0					
6/27/2017		1.02 (U)	0.657 (U)					2.8	0.77 (U)
6/28/2017				0.608 (U)	2.6	1.07 (U)			
6/29/2017							1.35		
6/30/2017									
7/17/2017	1.42								
10/16/2017	1.17								
2/19/2018	1.58								
3/27/2018			0.39						
3/28/2018				0.412	3	0.65			
3/29/2018		0.503					0.703	3.42	0.648
6/5/2018		0.771 (U)							
6/6/2018			2.8					3.99	
6/7/2018				0.73 (U)	2.79		0.628 (U)		0.745 (U)
6/8/2018						1.89			
8/6/2018	0.196 (U)								
9/26/2018							0.756 (U)	2.73	0.377 (U)
10/1/2018		0.783 (U)	1.06 (U)	0.756 (U)	3.14	1.58			
2/26/2019									
2/27/2019		1.21 (U)	0.637 (U)	0.635 (U)	3.79	3.67			
3/4/2019							1.21 (U)	4.43	1 (U)

Time Series

Constituent: Combined Radium 226 + 228 (pCi/L) Analysis Run 5/6/2026 8:28 PM

Plant Yates Client: Southern Company Data: Yates AMA-R6

	GWA-2 (bg)	YGWA-1D (bg)	YGWA-1I (bg)	YGWA-2I (bg)	YGWA-3D (bg)	YGWA-3I (bg)	YGWA-4I (bg)	YGWA-5D (bg)	YGWA-5I (bg)
3/28/2019		1.13 (U)	0.125 (U)						
3/29/2019				0.224 (U)					
4/1/2019					4.33	2.28			
4/3/2019							1.07 (U)	4.79	0.43 (U)
8/19/2019	1.39								
9/24/2019		1.22 (U)	0.949 (U)	0.429 (U)				4.06	0.699 (U)
9/25/2019					4.2	1.6	1.86		
10/8/2019	1.32 (U)								
2/10/2020		1.41	1.25 (U)						
2/11/2020				0.817 (U)	3.87	1.85			
2/12/2020							1.25	4.02	0.913 (U)
3/17/2020	1 (U)								
3/18/2020			0.458 (U)						
3/19/2020		1.1		0.715 (U)	3.96	2.2			
3/24/2020								3.52	1.37
3/25/2020							0.766 (U)		
8/26/2020	1.75								
9/22/2020	0.688 (U)						0.795 (U)	2.98	0.428 (U)
9/23/2020		1.35 (U)	0.00884 (U)	0.565 (U)	4.14	1.14 (U)			
9/25/2020									
2/8/2021								2.89	0.613 (U)
2/9/2021							0.626 (U)		
2/10/2021				1.04 (U)	3.65	2.46			
2/12/2021		0.366 (U)	0.458 (U)						
3/2/2021	0.948 (U)							1.67	0.579 (U)
3/3/2021		0.492 (U)	0.105 (U)	0.459 (U)	3.58	2.03	1		
8/19/2021		1.17 (U)	0.0732 (U)		3.53				
8/20/2021	0.528 (U)								
8/26/2021							1.17 (U)	4.68	0.798 (U)
8/27/2021				0.409 (U)		1.34			
2/8/2022	0.462 (U)								
2/9/2022		1.19	0.422 (U)	0.894 (U)	3.28	1.91			
2/10/2022								3.33	0.375 (U)
2/11/2022							0.996		
8/30/2022	1.52	0.827		0.699 (U)				5.34	0.72 (U)
8/31/2022			0.49 (U)		2.12	1.33	0.962		
2/7/2023	1	0.92 (U)	0.661 (U)	0.536 (U)				3.99	
2/8/2023					2.74	1.18			
2/9/2023							1.12		0.0815 (U)
8/15/2023	0.833 (U)	0.935 (U)	0.726 (U)	0.611 (U)	2.79		1.14	3.44	0.846 (U)
8/16/2023						1.87			
2/20/2024	0.978 (U)	0.274 (U)	0.798 (U)	0.784 (U)	2.56	1.09 (U)	1.1 (U)	2.8	0.63 (U)
2/23/2024									
8/20/2024		0.46 (U)	0.65 (U)	0.0912 (U)	3.09	0.921 (U)	1.18	3.02	0.695 (U)
2/25/2025		1.24	0.978 (U)	0.123 (U)	3.04	1.46	1.54	3.65	0.767 (U)
8/12/2025		0.478 (U)	0.864 (U)	0.723 (U)	2.76	0.718 (U)	1.55	3.43	0.222 (U)
2/17/2026		0.534 (U)	0.373 (U)	0.723 (U)	2.89	0.742 (U)	1.46	2.72	0.785 (U)

Time Series

Constituent: Combined Radium 226 + 228 (pCi/L) Analysis Run 5/6/2026 8:28 PM

Plant Yates Client: Southern Company Data: Yates AMA-R6

	YGWA-14S (bg)
6/1/2016	
6/2/2016	0.329 (U)
7/25/2016	
7/26/2016	1.51
8/31/2016	
9/13/2016	
9/14/2016	
9/15/2016	1.04
11/1/2016	
11/2/2016	0.496
11/4/2016	
11/28/2016	
12/15/2016	
1/10/2017	0.376 (U)
1/11/2017	
1/12/2017	
1/13/2017	
1/16/2017	
2/22/2017	
3/1/2017	
3/2/2017	
3/3/2017	
3/6/2017	
3/7/2017	
3/8/2017	0.0745
4/26/2017	0.282
4/27/2017	
4/28/2017	
5/1/2017	
5/2/2017	
5/8/2017	
5/26/2017	
6/27/2017	
6/28/2017	
6/29/2017	
6/30/2017	0.994
7/17/2017	
10/16/2017	
2/19/2018	
3/27/2018	0.189
3/28/2018	
3/29/2018	
6/5/2018	
6/6/2018	
6/7/2018	
6/8/2018	0.218 (U)
8/6/2018	
9/26/2018	
10/1/2018	1.24
2/26/2019	0.202 (U)
2/27/2019	
3/4/2019	

Time Series

Constituent: Combined Radium 226 + 228 (pCi/L) Analysis Run 5/6/2026 8:28 PM

Plant Yates Client: Southern Company Data: Yates AMA-R6

	YGWA-14S (bg)
3/28/2019	
3/29/2019	0 (U)
4/1/2019	
4/3/2019	
8/19/2019	
9/24/2019	
9/25/2019	0.707 (U)
10/8/2019	
2/10/2020	
2/11/2020	
2/12/2020	1.07 (U)
3/17/2020	
3/18/2020	0.207 (U)
3/19/2020	
3/24/2020	
3/25/2020	
8/26/2020	
9/22/2020	
9/23/2020	
9/25/2020	0.603 (U)
2/8/2021	
2/9/2021	
2/10/2021	0.353 (U)
2/12/2021	
3/2/2021	0.71 (U)
3/3/2021	
8/19/2021	0.786 (U)
8/20/2021	
8/26/2021	
8/27/2021	
2/8/2022	
2/9/2022	
2/10/2022	0 (U)
2/11/2022	
8/30/2022	
8/31/2022	0.421 (U)
2/7/2023	
2/8/2023	0.83 (U)
2/9/2023	
8/15/2023	0.652 (U)
8/16/2023	
2/20/2024	
2/23/2024	0.736 (U)
8/20/2024	0.667 (U)
2/25/2025	0.376 (U)
8/12/2025	0.548 (U)
2/17/2026	1.04 (U)

Time Series

Constituent: Combined Radium 226 + 228 (pCi/L) Analysis Run 5/6/2026 8:28 PM

Plant Yates Client: Southern Company Data: Yates AMA-R6

	YGWA-17S (bg)	YGWA-18I (bg)	YGWA-18S (bg)	YGWA-20S (bg)	YGWA-21I (bg)	YGWA-30I (bg)	YGWA-39 (bg)	YGWA-40 (bg)	YGWA-47 (bg)
6/2/2016						0.0652 (U)			
6/6/2016		0.0804 (U)	0.301 (U)						
6/7/2016	0.158 (U)			0.0191 (U)	0.347				
7/25/2016						3.01			
7/27/2016	0.0354	0.206	0.196	0.541					
7/28/2016					0.815				
8/30/2016									1.09
9/16/2016	1.04		0.915						
9/19/2016		1.58		0.826	0.862	0.871 (U)			
11/1/2016						0.307			
11/2/2016				0.791					
11/3/2016	0.314	0.342	0.928		0.797				
12/15/2016									1
1/11/2017	0.34 (U)	0.365 (U)	0.502 (U)						
1/13/2017				0.296	0.72				
1/16/2017						0.284			
2/21/2017						0.503			
2/24/2017									0.504
3/1/2017		0.395	0.202						
3/2/2017	0.746								
3/6/2017				0.518	0.518				
4/26/2017		0.507	0.264	0.282	1.13	0.204			
5/2/2017	0.111								
5/8/2017									0.455
6/28/2017		0.892	0.636 (U)						
6/29/2017	0.576 (U)			1.12	0.841 (U)				
6/30/2017						0.738 (U)			
7/11/2017									0.471 (U)
10/10/2017									0.649 (U)
10/11/2017							0.586 (U)		
10/12/2017								1.49	
11/20/2017							0.816 (U)	0.918 (U)	
1/10/2018								1.05	
1/11/2018							0.841 (U)		
1/12/2018									
2/19/2018								2.05	
2/20/2018							1.58		
3/27/2018						0.31			
3/28/2018	0.438	0.92	0.56						
3/29/2018				1.73	1.91				
4/2/2018									0.512
4/3/2018							0.385 (U)	0.68 (U)	
6/5/2018					1.39				
6/6/2018				0.694 (U)					
6/7/2018		0.668 (U)							
6/11/2018	0.901 (U)		0.649 (U)			0.608 (U)			
6/28/2018							0.283 (U)	1.28	
8/7/2018							0.332 (U)	1.16	
9/19/2018									0.789 (U)
9/24/2018							0.767 (U)	0.965	
9/25/2018	0.68 (U)	0.141 (U)	0.574 (U)	0.772 (U)	1.62				
10/2/2018						0.97 (U)			

Time Series

Constituent: Combined Radium 226 + 228 (pCi/L) Analysis Run 5/6/2026 8:28 PM

Plant Yates Client: Southern Company Data: Yates AMA-R6

	YGWA-17S (bg)	YGWA-18I (bg)	YGWA-18S (bg)	YGWA-20S (bg)	YGWA-21I (bg)	YGWA-30I (bg)	YGWA-39 (bg)	YGWA-40 (bg)	YGWA-47 (bg)
2/26/2019						0.524 (U)			
3/5/2019	0.272 (U)		0.474 (U)	0.84 (U)	0.985 (U)				
3/6/2019		0.714 (U)							
4/1/2019						1.02 (U)			
4/2/2019	0.847 (U)				1.42				
4/3/2019		0.385 (U)	0.429 (U)	1.01					
8/20/2019									2.44
8/21/2019							1.01 (U)	1.24	
8/22/2019									
9/24/2019					1.35				
9/25/2019	0.412 (U)			1.18 (U)		1.02 (U)			
9/26/2019		0.386 (U)	0.222 (U)						
10/8/2019									1.72
10/9/2019							1.02	0.866 (U)	
2/11/2020	0.461 (U)	1.48	0.597 (U)						
2/12/2020				1.11 (U)	1.61	0.301 (U)	0.45 (U)	1.83	
2/14/2020									
3/17/2020									1.22 (U)
3/19/2020						1			
3/24/2020	0.534 (U)	0.632 (U)	0.262 (U)	1.88	1.24 (U)			1.27 (U)	
3/25/2020							0.377 (U)		
8/27/2020									1.26 (U)
9/22/2020									1.06 (U)
9/23/2020	0.466 (U)	0.887 (U)	0.43 (U)						
9/24/2020				0.611 (U)	1.8	0.684 (U)	0.568 (U)	0.634 (U)	
9/25/2020									
2/9/2021	0.529 (U)	0.314 (U)	0.259 (U)	0.284 (U)	1.24				
2/10/2021							0.518 (U)	0.783 (U)	
2/11/2021						0.678 (U)			
3/1/2021						0.412 (U)			1.2
3/3/2021	0.59 (U)	0.565 (U)	0.352 (U)	0.133 (U)					
3/4/2021					1.2		0.636 (U)	0.818 (U)	
8/19/2021						0.234 (U)			1.07 (U)
8/26/2021			0.686 (U)				0.674 (U)		
8/27/2021	0.9 (U)	0.761 (U)		0.779 (U)					
9/1/2021					1.86				
9/3/2021								0.971 (U)	
2/8/2022							0.834	0.534 (U)	0.4 (U)
2/9/2022	0.133 (U)	0.571 (U)	0.0618 (U)	0.504 (U)	1.94				
2/10/2022						0.268 (U)			
8/30/2022	1.08	1.01	0.611 (U)		1.27				
8/31/2022				0.184 (U)		0.506 (U)	0.937	0.513 (U)	0.714 (U)
9/1/2022									
2/7/2023	0.367 (U)	0.485 (U)	0.656 (U)	0.794 (U)	1.53		1.41		
2/8/2023						0.417 (U)		1.56	0.375 (U)
8/15/2023	0.0388 (U)	0.655 (U)	0.347 (U)	0.165 (U)	1.68		0.608 (U)	0.325 (U)	0.947 (U)
8/16/2023						0.895 (U)			
2/20/2024	0.0387 (U)	0.068 (U)		0.165 (U)	1.19	0.375 (U)	0.701 (U)	0.437 (U)	0.939 (U)
2/22/2024									
2/23/2024			0.318 (U)						
8/20/2024	0.554 (U)	0.223 (U)		0.371 (U)	0.545 (U)	0.748 (U)			0.873 (U)
8/21/2024			0.684 (U)				1.52	0.265 (U)	

Time Series

Constituent: Combined Radium 226 + 228 (pCi/L) Analysis Run 5/6/2026 8:28 PM

Plant Yates Client: Southern Company Data: Yates AMA-R6

	YGWA-17S (bg)	YGWA-18I (bg)	YGWA-18S (bg)	YGWA-20S (bg)	YGWA-21I (bg)	YGWA-30I (bg)	YGWA-39 (bg)	YGWA-40 (bg)	YGWA-47 (bg)
8/23/2024									
2/25/2025	0.0768 (U)	0.391 (U)	0.359 (U)	1.2 (U)	1.14 (U)	0.385 (U)	0.895 (U)	0.685 (U)	1.1 (U)
2/26/2025									
8/12/2025	0.446 (U)	0.881 (U)	0.521 (U)	0.754 (U)	1.72	0.125 (U)	1.33 (U)	0.483 (U)	1.28 (U)
8/14/2025									
2/17/2026	0.875 (U)	0.0803 (U)	0.873 (U)	0.923 (U)	0.854 (U)	1.14 (U)	0.767 (U)	0.243 (U)	1.15 (U)
2/18/2026									

Time Series

Constituent: Combined Radium 226 + 228 (pCi/L) Analysis Run 5/6/2026 8:28 PM

Plant Yates Client: Southern Company Data: Yates AMA-R6

	YGWC-38
6/2/2016	
6/6/2016	
6/7/2016	
7/25/2016	
7/27/2016	
7/28/2016	
8/30/2016	
9/16/2016	
9/19/2016	
11/1/2016	
11/2/2016	
11/3/2016	
12/15/2016	
1/11/2017	
1/13/2017	
1/16/2017	
2/21/2017	
2/24/2017	
3/1/2017	
3/2/2017	
3/6/2017	
4/26/2017	
5/2/2017	
5/8/2017	
6/28/2017	
6/29/2017	
6/30/2017	
7/11/2017	
10/10/2017	
10/11/2017	
10/12/2017	1.24
11/20/2017	0.342 (U)
1/10/2018	
1/11/2018	
1/12/2018	1.04
2/19/2018	
2/20/2018	1.6
3/27/2018	
3/28/2018	
3/29/2018	
4/2/2018	
4/3/2018	0.726 (U)
6/5/2018	
6/6/2018	
6/7/2018	
6/11/2018	
6/28/2018	1.06 (U)
8/7/2018	1.21
9/19/2018	
9/24/2018	1.52
9/25/2018	
10/2/2018	

Time Series

Constituent: Combined Radium 226 + 228 (pCi/L) Analysis Run 5/6/2026 8:28 PM

Plant Yates Client: Southern Company Data: Yates AMA-R6

	YGWC-38
2/26/2019	
3/5/2019	
3/6/2019	
4/1/2019	
4/2/2019	
4/3/2019	
8/20/2019	
8/21/2019	
8/22/2019	1.97
9/24/2019	
9/25/2019	
9/26/2019	
10/8/2019	
10/9/2019	0.751 (U)
2/11/2020	
2/12/2020	
2/14/2020	1.12 (U)
3/17/2020	
3/19/2020	
3/24/2020	
3/25/2020	0.321 (U)
8/27/2020	
9/22/2020	
9/23/2020	
9/24/2020	
9/25/2020	0.246 (U)
2/9/2021	0.626 (U)
2/10/2021	
2/11/2021	
3/1/2021	
3/3/2021	
3/4/2021	0.816 (U)
8/19/2021	
8/26/2021	0.427 (U)
8/27/2021	
9/1/2021	
9/3/2021	
2/8/2022	
2/9/2022	
2/10/2022	0.791 (U)
8/30/2022	
8/31/2022	
9/1/2022	0.52 (U)
2/7/2023	
2/8/2023	0.361 (U)
8/15/2023	
8/16/2023	0.617 (U)
2/20/2024	
2/22/2024	0.416 (U)
2/23/2024	
8/20/2024	
8/21/2024	

Time Series

Constituent: Combined Radium 226 + 228 (pCi/L) Analysis Run 5/6/2026 8:28 PM

Plant Yates Client: Southern Company Data: Yates AMA-R6

	YGWC-38
8/23/2024	0.22 (U)
2/25/2025	
2/26/2025	0.925 (U)
8/12/2025	
8/14/2025	0.531 (U)
2/17/2026	
2/18/2026	0.982 (U)

Time Series

Constituent: Combined Radium 226 + 228 (pCi/L) Analysis Run 5/6/2026 8:28 PM

Plant Yates Client: Southern Company Data: Yates AMA-R6

	YGWC-41	YGWC-23S	YGWC-24SB	YGWC-36A	YGWC-42	YGWC-43	YGWC-49	YGWC-50	YAMW-1
6/7/2016		0.303 (U)							
6/8/2016			1.06						
7/28/2016		0.386							
8/1/2016			0.467						
8/30/2016					2.99				
8/31/2016						0.926			
9/1/2016							1.2		
9/2/2016				0.873					
9/20/2016		1.47	0.853						
11/8/2016		0.22	0.433						
11/14/2016				0.0451					
11/15/2016							0.645		
11/16/2016					4.01	0.773			
1/16/2017		0.147							
1/17/2017			0.0759 (U)						
2/24/2017						0.661			
2/27/2017					2.5		0.244		
2/28/2017				1.34					
3/8/2017			0.479						
3/9/2017		0.0892							
5/2/2017		0.149	0.506						
5/9/2017				0.309			0.519		
5/10/2017					2.55	1.27			
7/7/2017			0.713 (U)						
7/10/2017		0.815 (U)							
7/11/2017					3.94	1.02			
7/13/2017				0.618 (U)			0.5 (U)		
9/22/2017				0.667 (U)					
9/29/2017				1.63					
10/6/2017				0.641 (U)					
10/11/2017							1.41		
10/12/2017	0.641 (U)				3.57	1.58			
11/21/2017	2.01								
1/11/2018	0.919 (U)								
2/19/2018	1.82								
3/30/2018		0.659	0.409	0.721					
4/3/2018	0.911 (U)								
4/4/2018					1.9	1.71	0.442		
6/12/2018		1.03 (U)	0.728 (U)						
6/13/2018				1.04 (U)					
6/27/2018	0.429 (U)								
8/7/2018	0.579 (U)								
9/20/2018					1.94	2.8	1.14 (U)		
9/24/2018	1.39								
9/26/2018			0.981	0.604 (U)					
9/27/2018		1.06							
10/16/2018									0.384 (U)
3/5/2019			0.837 (U)						
3/6/2019		0.736 (U)		0.919 (U)					
4/4/2019		0.474 (U)		1.05 (U)					
4/9/2019			0.502 (U)						
8/21/2019						3.16			

Time Series

Constituent: Combined Radium 226 + 228 (pCi/L) Analysis Run 5/6/2026 8:28 PM

Plant Yates Client: Southern Company Data: Yates AMA-R6

	YGWC-41	YGWC-23S	YGWC-24SB	YGWC-36A	YGWC-42	YGWC-43	YGWC-49	YGWC-50	YAMW-1
8/22/2019	2.03				1.59				
9/26/2019			0.964 (U)	0.979 (U)			1.16 (U)		
9/27/2019		0.684 (U)							
10/9/2019	0.609 (U)				0.995	3.65			
2/13/2020			0.474 (U)						
2/14/2020	1.16 (U)			1.06 (U)	1.56				
2/17/2020		1.46				4.19	1.52		
3/25/2020	0.568 (U)			1.22 (U)	1.17 (U)	3.04	1.2 (U)		0.525 (U)
3/26/2020		0.281 (U)	0.511 (U)						
9/23/2020			0.786 (U)						
9/24/2020		0.788 (U)			0.751 (U)		1.57 (U)		0.547 (U)
9/25/2020	0.769 (U)					4.75			
10/7/2020				1.58					
2/9/2021		0.464 (U)	0.678 (U)			6.38	0.137 (U)		0.866 (U)
2/10/2021	0.548 (U)			0.466 (U)	0.612 (U)				
3/3/2021			0.415 (U)						0.377 (U)
3/4/2021	1.23	0.771 (U)		0.0671 (U)	1.02	6.02	0.579 (U)		
8/25/2021		0.624 (U)			0.978 (U)				
8/26/2021	0.356 (U)								
9/1/2021			0.444 (U)				0.686 (U)		0.676 (U)
9/3/2021				0.622 (U)					
9/27/2021						1.54			
2/8/2022	0.594 (U)					3.11	0.201 (U)		
2/10/2022		0.197 (U)	0.846 (U)		0.307 (U)				0.233 (U)
2/11/2022				0.395 (U)					
8/31/2022							0.823 (U)		0.313 (U)
9/1/2022	0.0906 (U)	1.23 (U)		0.189 (U)	0.596 (U)	4.16			
2/8/2023	0.852 (U)	0.4 (U)			0.817	3.73			
2/9/2023				0.326 (U)			0.667 (U)		0.595 (U)
2/10/2023			0.137 (U)						
8/16/2023	1.23	0.502 (U)	0.889 (U)	0.319 (U)	1.08 (U)	4.92	0.982 (U)		0.575 (U)
8/17/2023								1.09 (U)	
12/20/2023								0.477 (U)	
2/21/2024		0.345 (U)					0.595 (U)		
2/22/2024	0.752 (U)				1.05 (U)	4.56		0.871 (U)	
2/23/2024			0.311 (U)	0.536 (U)					0.566 (U)
6/10/2024								0.828 (U)	
8/21/2024		0.285 (U)							
8/22/2024			0.103 (U)	0.936 (U)	0.134 (U)	4.45	0.852		0.386 (U)
8/23/2024	1.01 (U)							0.433 (U)	
11/26/2024								0.398 (U)	
2/26/2025	0.612 (U)			0.507 (U)	0.798 (U)		1.19	1.03 (U)	0.645 (U)
2/27/2025		0.923 (U)				4.55			
3/17/2025			0.327 (U)						
5/21/2025								0.863 (U)	
7/31/2025									0.591 (U)
8/12/2025				0.737 (U)					
8/13/2025	0.413 (U)	0.696 (U)			0.927 (U)				
8/14/2025			0.658 (U)			4.3	1.51		
10/8/2025								0.909 (U)	
2/18/2026			0.242 (U)	0.19 (U)		3.51			0.278 (U)
2/19/2026	0.528 (U)	0.546 (U)			0.592 (U)		0.5 (U)	1.11 (U)	

Time Series

Constituent: Combined Radium 226 + 228 (pCi/L) Analysis Run 5/6/2026 8:28 PM

Plant Yates Client: Southern Company Data: Yates AMA-R6

	YAMW-2
6/7/2016	
6/8/2016	
7/28/2016	
8/1/2016	
8/30/2016	
8/31/2016	
9/1/2016	
9/2/2016	
9/20/2016	
11/8/2016	
11/14/2016	
11/15/2016	
11/16/2016	
1/16/2017	
1/17/2017	
2/24/2017	
2/27/2017	
2/28/2017	
3/8/2017	
3/9/2017	
5/2/2017	
5/9/2017	
5/10/2017	
7/7/2017	
7/10/2017	
7/11/2017	
7/13/2017	
9/22/2017	
9/29/2017	
10/6/2017	
10/11/2017	
10/12/2017	
11/21/2017	
1/11/2018	
2/19/2018	
3/30/2018	
4/3/2018	
4/4/2018	
6/12/2018	
6/13/2018	
6/27/2018	
8/7/2018	
9/20/2018	
9/24/2018	
9/26/2018	
9/27/2018	
10/16/2018	
3/5/2019	
3/6/2019	
4/4/2019	
4/9/2019	
8/21/2019	

Time Series

Constituent: Combined Radium 226 + 228 (pCi/L) Analysis Run 5/6/2026 8:28 PM

Plant Yates Client: Southern Company Data: Yates AMA-R6

	YAMW-2
8/22/2019	
9/26/2019	
9/27/2019	
10/9/2019	
2/13/2020	
2/14/2020	
2/17/2020	
3/25/2020	
3/26/2020	
9/23/2020	0.0813 (U)
9/24/2020	
9/25/2020	
10/7/2020	
2/9/2021	0.492 (U)
2/10/2021	
3/3/2021	0.563 (U)
3/4/2021	
8/25/2021	
8/26/2021	
9/1/2021	0.761 (U)
9/3/2021	
9/27/2021	
2/8/2022	
2/10/2022	0 (U)
2/11/2022	
8/31/2022	
9/1/2022	0.959 (U)
2/8/2023	0.0994 (U)
2/9/2023	
2/10/2023	
8/16/2023	
8/17/2023	0.686 (U)
12/20/2023	
2/21/2024	
2/22/2024	0.463 (U)
2/23/2024	
6/10/2024	
8/21/2024	0.465 (U)
8/22/2024	
8/23/2024	
11/26/2024	
2/26/2025	0.0371 (U)
2/27/2025	
3/17/2025	
5/21/2025	
7/31/2025	
8/12/2025	
8/13/2025	0.546 (U)
8/14/2025	
10/8/2025	
2/18/2026	
2/19/2026	0.5 (U)

Time Series

Constituent: Combined Radium 226 + 228 (pCi/L) Analysis Run 5/6/2026 8:28 PM

Plant Yates Client: Southern Company Data: Yates AMA-R6

	YAMW-3	YAMW-4	YAMW-5	PZ-35	PZ-37D	PZ-37	PZ-51	PZ-52D	PZ-54D
10/12/2017						1.83			
11/21/2017						1.33			
1/11/2018						1.53			
2/20/2018						2.75			
4/3/2018						1.47			
6/29/2018						1.69			
8/6/2018						1.69			
9/24/2018						2.26			
10/16/2018				0.363 (U)					
3/25/2020				0.197 (U)					
9/23/2020		1.2 (U)							
9/24/2020			0.668 (U)	1.07 (U)					
9/25/2020						1.68 (U)			
2/9/2021		0.659 (U)	1.07 (U)			1.52			
2/10/2021				0.546 (U)					
3/3/2021		1.07							
3/4/2021			1.46	0.397 (U)		1.49			
5/13/2021					5.36				
8/25/2021		0.0991 (U)				1.41			
8/26/2021			0.724 (U)						
9/1/2021				0.696 (U)					
9/3/2021					3.18				
11/4/2021								0.721 (U)	
2/10/2022	0.988 (U)	0.702 (U)	1.25 (U)	1.25 (U)		0.81 (U)	0.964 (U)		
2/11/2022					0.815 (U)			1.52	
8/31/2022				0.326 (U)					
9/1/2022	0.975 (U)	0.381 (U)	0.811 (U)		2.54	0.463 (U)	0.389 (U)	0.225 (U)	
2/8/2023		0.239 (U)	0.502 (U)		2.37	0.742 (U)		0.218 (U)	
2/9/2023	2.19			0.718 (U)			0.467 (U)		
8/16/2023	2.77	0.431 (U)	0.858 (U)	0.643 (U)	2.05		0.924 (U)		
8/17/2023						1.9		1.88	
2/21/2024	0.973 (U)				1.78	0.789 (U)		0.689 (U)	
2/22/2024		0.196 (U)	0.606 (U)				0.894 (U)		
2/23/2024				0.824 (U)					
6/12/2024									4.88
8/21/2024					3.19	0.763 (U)		0.998 (U)	
8/22/2024	1.47			0.858 (U)			0.966		
8/23/2024		0.445 (U)	0.826 (U)						
11/7/2024									0.391 (U)
2/25/2025				0.807 (U)					
2/26/2025	1.63	0.314 (U)							
2/27/2025			0.644 (U)		2.37	0.883 (U)	0.867 (U)	0.702 (U)	0.73 (U)
7/31/2025				0.449 (U)					
8/13/2025	1.31 (U)	0.351 (U)	0.925 (U)					0.87 (U)	1.4
8/14/2025					5.5	1.01 (U)	0.345 (U)		
2/18/2026					6.8	1.1	0.777 (U)	0.483 (U)	0.874 (U)
2/19/2026	1.89	0.587 (U)	0.603 (U)						

Time Series

Constituent: Combined Radium 226 + 228 (pCi/L) Analysis Run 5/6/2026 8:28 PM

Plant Yates Client: Southern Company Data: Yates AMA-R6

	PZ-55
10/12/2017	
11/21/2017	
1/11/2018	
2/20/2018	
4/3/2018	
6/29/2018	
8/6/2018	
9/24/2018	
10/16/2018	
3/25/2020	
9/23/2020	
9/24/2020	
9/25/2020	
2/9/2021	
2/10/2021	
3/3/2021	
3/4/2021	
5/13/2021	
8/25/2021	
8/26/2021	
9/1/2021	
9/3/2021	
11/4/2021	
2/10/2022	
2/11/2022	
8/31/2022	
9/1/2022	
2/8/2023	
2/9/2023	
8/16/2023	
8/17/2023	
2/21/2024	
2/22/2024	1.18 (U)
2/23/2024	
6/12/2024	
8/21/2024	0.206 (U)
8/22/2024	
8/23/2024	
11/7/2024	
2/25/2025	
2/26/2025	
2/27/2025	0.875 (U)
7/31/2025	
8/13/2025	
8/14/2025	0.788 (U)
2/18/2026	
2/19/2026	0.57 (U)

Time Series

Constituent: Fluoride (mg/L) Analysis Run 5/6/2026 8:28 PM

Plant Yates Client: Southern Company Data: Yates AMA-R6

	GWA-2 (bg)	YGWA-1D (bg)	YGWA-1I (bg)	YGWA-2I (bg)	YGWA-3D (bg)	YGWA-3I (bg)	YGWA-4I (bg)	YGWA-5D (bg)	YGWA-5I (bg)
6/1/2016		0.12 (J)	<0.1			0.15 (J)			
6/2/2016					0.62		<0.1	0.11 (J)	<0.1
7/25/2016			0.06 (J)			0.14 (J)			
7/26/2016		0.08 (J)			0.49		<0.1	0.05 (J)	<0.1
8/31/2016	0.14 (J)								
9/13/2016		0.11 (J)	<0.1						
9/14/2016				0.08 (J)		0.18 (J)	<0.1	0.04 (J)	<0.1
9/15/2016					0.54				
11/1/2016		0.1 (J)			0.68	0.15 (J)			
11/2/2016							0.07 (J)	0.2 (J)	
11/4/2016			0.07 (J)	0.12 (J)					<0.1
11/28/2016	0.12 (J)								
12/15/2016				0.06 (J)					
1/10/2017									
1/11/2017		0.05 (J)			0.49	0.09 (J)			
1/12/2017								0.04 (J)	<0.1
1/13/2017							<0.1		
1/16/2017			0.03 (J)	0.1 (J)					
2/22/2017	0.09 (J)								
3/1/2017						0.2 (J)			
3/2/2017		0.09 (J)	0.06 (J)		0.48				
3/3/2017				0.11 (J)					
3/6/2017							0.05 (J)		
3/7/2017								0.09 (J)	0.03 (J)
3/8/2017									
4/26/2017					0.48	0.08 (J)			
4/27/2017		0.04 (J)	0.01 (J)						
4/28/2017				0.06 (J)					
5/1/2017							<0.1	0.04 (J)	
5/2/2017									<0.1
5/8/2017	0.05 (J)								
5/26/2017				0.09 (J)					
6/27/2017		0.06 (J)	0.06 (J)					0.09 (J)	<0.1
6/28/2017				0.11 (J)	0.47	0.12 (J)			
6/29/2017							0.02 (J)		
6/30/2017									
7/17/2017	0.14 (J)								
10/3/2017		0.07 (J)	<0.1	0.12 (J)				0.05 (J)	<0.1
10/4/2017					0.47	0.1 (J)			
10/5/2017							<0.1		
10/16/2017	0.12 (J)								
2/19/2018	<0.3								
3/27/2018			<0.1						
3/28/2018				0.31	0.56	<0.1			
3/29/2018		<0.3					<0.1	<0.1	<0.1
6/5/2018		0.055 (J)							
6/6/2018			<0.1					0.15 (J)	
6/7/2018				0.11 (J)	0.48		<0.1		<0.1
6/8/2018						0.2 (J)			
8/6/2018	0.087 (J)								
9/26/2018							<0.1	<0.1	<0.1
10/1/2018		<0.3	<0.1	<0.3	0.44	<0.1			

ND substitution: RL or RL/2 if <15% NDs.

Time Series

Constituent: Fluoride (mg/L) Analysis Run 5/6/2026 8:28 PM

Plant Yates Client: Southern Company Data: Yates AMA-R6

	GWA-2 (bg)	YGWA-1D (bg)	YGWA-1I (bg)	YGWA-2I (bg)	YGWA-3D (bg)	YGWA-3I (bg)	YGWA-4I (bg)	YGWA-5D (bg)	YGWA-5I (bg)
2/25/2019	0.14 (J)								
2/26/2019									
2/27/2019		0.052 (J)	<0.1	0.12 (J)	0.53	0.13 (J)			
3/4/2019							<0.1	0.19 (J)	<0.1
3/28/2019		0.036 (J)	<0.1						
3/29/2019				0.13 (J)					
4/1/2019					0.45	0.1 (J)			
4/3/2019							<0.1	0.047 (J)	<0.1
6/12/2019	0.12 (J)								
8/19/2019	<0.3								
9/24/2019		0.063 (J)	<0.1	0.081 (J)				0.05 (J)	<0.1
9/25/2019					0.46	0.1 (J)	<0.1		
10/8/2019	0.052 (J)								
10/10/2019								0.16 (J)	1.1
2/10/2020		0.061 (J)	<0.1						
2/11/2020				0.075 (J)		0.094 (J)			
2/12/2020					0.4		<0.1	<0.1	<0.1
3/17/2020	0.053 (J)								
3/18/2020			<0.1						
3/19/2020		0.064 (J)		0.093 (J)	0.51	0.11 (J)			
3/24/2020								<0.1	<0.1
3/25/2020							<0.1		
8/26/2020	0.068 (J)								
9/22/2020	0.058 (J)						<0.1	0.056 (J)	<0.1
9/23/2020		0.058 (J)	<0.1	0.08 (J)	0.47	0.098 (J)			
9/25/2020									
2/8/2021								0.055 (J)	<0.1
2/9/2021							<0.1		
2/10/2021				0.094 (J)	0.43	<0.1			
2/12/2021		0.068 (J)	<0.1						
3/2/2021	0.073 (J)							<0.1	<0.1
3/3/2021		0.078 (J)	<0.1	0.085 (J)	0.44	0.1	<0.1		
8/19/2021		0.074 (J)	<0.1		0.47				
8/20/2021	0.06 (J)								
8/26/2021							<0.1	0.061 (J)	<0.1
8/27/2021				0.12		0.12			
2/8/2022	0.064 (J)								
2/9/2022		0.057 (J)	<0.1	0.094 (J)	0.43	0.097 (J)			
2/10/2022								0.055 (J)	<0.1
2/11/2022							<0.1		
8/30/2022	0.086 (J)	0.093 (J)		0.12				0.085 (J)	<0.1
8/31/2022			0.065 (J)		0.42	0.13	0.061 (J)		
2/7/2023	0.095 (J)	0.093 (J)	0.071 (J)	0.12				0.082 (J)	
2/8/2023					0.56	0.16			
2/9/2023							0.067 (J)		<0.1
8/15/2023	0.065 (J)	0.057 (J)	<0.1	0.081 (J)	0.42		<0.1	<0.1	<0.1
8/16/2023						0.11			
2/20/2024	0.094 (J)	0.086 (J)	<0.1	0.1	0.45	0.12	0.059 (J)	0.076 (J)	<0.1
2/23/2024									
8/20/2024		0.066 (J)	<0.1	0.085 (J)	0.45	0.12	<0.1	0.058 (J)	<0.1
2/25/2025		0.094 (J)	0.06 (J)	0.12	0.45	0.14	0.061 (J)	0.082 (J)	<0.1
8/12/2025		0.061 (J)	<0.1	0.086 (J)	0.42	0.094 (J)	<0.1	0.05 (J)	<0.1

ND substitution: RL or RL/2 if <15% NDs.

Time Series

Constituent: Fluoride (mg/L) Analysis Run 5/6/2026 8:28 PM

Plant Yates Client: Southern Company Data: Yates AMA-R6

	GWA-2 (bg)	YGWA-1D (bg)	YGWA-1I (bg)	YGWA-2I (bg)	YGWA-3D (bg)	YGWA-3I (bg)	YGWA-4I (bg)	YGWA-5D (bg)	YGWA-5I (bg)
2/17/2026		0.061 (J)	<0.1	0.084 (J)	0.43	0.092 (J)	0.068 (J)	0.054 (J)	<0.1

ND substitution: RL or RL/2 if <15% NDs.

Time Series

Constituent: Fluoride (mg/L) Analysis Run 5/6/2026 8:28 PM

Plant Yates Client: Southern Company Data: Yates AMA-R6

	YGWA-14S (bg)
6/1/2016	
6/2/2016	<0.1
7/25/2016	
7/26/2016	0.02 (J)
8/31/2016	
9/13/2016	
9/14/2016	
9/15/2016	<0.1
11/1/2016	
11/2/2016	0.04 (J)
11/4/2016	
11/28/2016	
12/15/2016	
1/10/2017	<0.1
1/11/2017	
1/12/2017	
1/13/2017	
1/16/2017	
2/22/2017	
3/1/2017	
3/2/2017	
3/3/2017	
3/6/2017	
3/7/2017	
3/8/2017	0.04 (J)
4/26/2017	<0.1
4/27/2017	
4/28/2017	
5/1/2017	
5/2/2017	
5/8/2017	
5/26/2017	
6/27/2017	
6/28/2017	
6/29/2017	
6/30/2017	<0.1
7/17/2017	
10/3/2017	
10/4/2017	
10/5/2017	<0.1
10/16/2017	
2/19/2018	
3/27/2018	<0.1
3/28/2018	
3/29/2018	
6/5/2018	
6/6/2018	
6/7/2018	
6/8/2018	<0.1
8/6/2018	
9/26/2018	
10/1/2018	<0.1

ND substitution: RL or RL/2 if <15% NDs.

Time Series

Constituent: Fluoride (mg/L) Analysis Run 5/6/2026 8:28 PM

Plant Yates Client: Southern Company Data: Yates AMA-R6

	YGWA-14S (bg)
2/25/2019	
2/26/2019	<0.1
2/27/2019	
3/4/2019	
3/28/2019	
3/29/2019	<0.1
4/1/2019	
4/3/2019	
6/12/2019	
8/19/2019	
9/24/2019	
9/25/2019	<0.1
10/8/2019	
10/10/2019	
2/10/2020	
2/11/2020	
2/12/2020	<0.1
3/17/2020	
3/18/2020	<0.1
3/19/2020	
3/24/2020	
3/25/2020	
8/26/2020	
9/22/2020	
9/23/2020	
9/25/2020	<0.1
2/8/2021	
2/9/2021	
2/10/2021	<0.1
2/12/2021	
3/2/2021	<0.1
3/3/2021	
8/19/2021	<0.1
8/20/2021	
8/26/2021	
8/27/2021	
2/8/2022	
2/9/2022	
2/10/2022	<0.1
2/11/2022	
8/30/2022	
8/31/2022	0.053 (J)
2/7/2023	
2/8/2023	0.059 (J)
2/9/2023	
8/15/2023	<0.1
8/16/2023	
2/20/2024	
2/23/2024	<0.1
8/20/2024	<0.1
2/25/2025	0.052 (J)
8/12/2025	<0.1

ND substitution: RL or RL/2 if <15% NDs.

Time Series

Constituent: Fluoride (mg/L) Analysis Run 5/6/2026 8:28 PM

Plant Yates Client: Southern Company Data: Yates AMA-R6

	YGWA-14S (bg)
2/17/2026	0.055 (J)

Time Series

Constituent: Fluoride (mg/L) Analysis Run 5/6/2026 8:28 PM

Plant Yates Client: Southern Company Data: Yates AMA-R6

	YGWA-17S (bg)	YGWA-18I (bg)	YGWA-18S (bg)	YGWA-20S (bg)	YGWA-21I (bg)	YGWA-30I (bg)	YGWA-39 (bg)	YGWA-40 (bg)	YGWA-47 (bg)
6/2/2016						<0.1			
6/6/2016		<0.1	<0.1						
6/7/2016	<0.1			<0.1	<0.3				
7/25/2016						0.06 (J)			
7/27/2016	<0.1	<0.1	<0.1	<0.1					
7/28/2016					0.02 (J)				
8/30/2016									0.09 (J)
9/16/2016	<0.1		<0.1						
9/19/2016		<0.1		<0.1	0.02 (J)	<0.1			
11/1/2016						0.07 (J)			
11/2/2016				<0.1					
11/3/2016	<0.1	<0.1	<0.1		0.07 (J)				
11/14/2016									0.18 (J)
1/11/2017	<0.1	<0.1	<0.1						
1/13/2017				<0.1	<0.3				
1/16/2017						<0.1			
2/21/2017						0.05 (J)			
2/24/2017									0.05 (J)
3/1/2017		0.03 (J)	0.03 (J)						
3/2/2017	0.04 (J)								
3/6/2017				0.04 (J)	0.09 (J)				
4/26/2017		<0.1	<0.1	<0.1	0.04 (J)	<0.1			
5/2/2017	<0.1								
5/8/2017									0.03 (J)
6/28/2017		<0.1	<0.1						
6/29/2017	0.02 (J)			0.03 (J)	0.05 (J)				
6/30/2017						0.01 (J)			
7/11/2017									0.07 (J)
10/3/2017					0.08 (J)				
10/4/2017	<0.1		<0.1	<0.1		<0.1			
10/5/2017		<0.1							
10/10/2017									<0.1
10/11/2017							<0.1		
10/12/2017								<0.1	
11/20/2017							<0.1	<0.1	
1/10/2018								<0.1	
1/11/2018							<0.1		
1/12/2018									
2/19/2018								<0.1	
2/20/2018							<0.1		
3/27/2018						<0.1			
3/28/2018	<0.1	<0.1	<0.1						
3/29/2018				<0.1	<0.3				
4/2/2018									<0.1
4/3/2018							<0.1	<0.1	
6/5/2018					0.13 (J)				
6/6/2018				<0.1					
6/7/2018		<0.1							
6/11/2018	<0.1		<0.1			<0.1			
6/28/2018							<0.1	<0.1	
8/7/2018							0.048 (J)	<0.1	
9/19/2018									<0.1

ND substitution: RL or RL/2 if <15% NDs.

Time Series

Constituent: Fluoride (mg/L) Analysis Run 5/6/2026 8:28 PM

Plant Yates Client: Southern Company Data: Yates AMA-R6

	YGWA-17S (bg)	YGWA-18I (bg)	YGWA-18S (bg)	YGWA-20S (bg)	YGWA-21I (bg)	YGWA-30I (bg)	YGWA-39 (bg)	YGWA-40 (bg)	YGWA-47 (bg)
9/24/2018							<0.1	<0.1	
9/25/2018	<0.1	<0.1	<0.1	<0.1	0.029 (J)				
10/2/2018						<0.1			
2/26/2019						<0.1			
3/5/2019	<0.1		<0.1	<0.1	0.32				
3/6/2019		<0.1							
3/26/2019								<0.1	
3/27/2019							<0.1		0.081 (J)
4/1/2019						<0.1			
4/2/2019	<0.1				0.12 (J)				
4/3/2019		<0.1	<0.1	<0.1					
8/20/2019									<0.1
8/21/2019							<0.1	<0.1	
8/22/2019									
9/24/2019					0.15 (J)				
9/25/2019	<0.1			<0.1		<0.1			
9/26/2019		<0.1	<0.1						
10/8/2019									0.034 (J)
10/9/2019							<0.1	<0.1	
10/10/2019	<0.1			0.099 (J)	0.11 (J)				
2/11/2020	<0.1	<0.1	<0.1						
2/12/2020				<0.1	0.1 (J)	<0.1	<0.1	<0.1	
2/14/2020									
3/17/2020									<0.1
3/19/2020						<0.1			
3/24/2020	<0.1	<0.1	<0.1	<0.1	0.081 (J)			<0.1	
3/25/2020							<0.1		
8/27/2020									<0.1
9/22/2020									<0.1
9/23/2020	<0.1	<0.1	<0.1						
9/24/2020				<0.1	0.079 (J)	<0.1	<0.1	<0.1	
9/25/2020									
2/9/2021	<0.1	<0.1	<0.1	<0.1	0.092 (J)				
2/10/2021							<0.1	<0.1	
2/11/2021						<0.1			
3/1/2021						<0.1			<0.1
3/3/2021	<0.1	<0.1	<0.1	<0.1					
3/4/2021					0.091 (J)		<0.1	<0.1	
8/19/2021						<0.1			<0.1
8/26/2021			<0.1				0.063 (J)		
8/27/2021	<0.1	<0.1		<0.1					
9/1/2021					0.11				
9/3/2021								<0.1	
2/8/2022							0.052 (J)	<0.1	<0.1
2/9/2022	<0.1	<0.1	<0.1	<0.1	0.1				
2/10/2022									
2/11/2022						<0.1			
8/30/2022	<0.1	<0.1	<0.1		0.1				
8/31/2022				<0.1		0.06 (J)	0.065 (J)	0.05 (J)	0.065 (J)
9/1/2022									
2/7/2023	<0.1	<0.1	<0.1	<0.1	0.1		0.076 (J)		
2/8/2023						0.064 (J)		<0.1	0.077 (J)

ND substitution: RL or RL/2 if <15% NDs.

Time Series

Constituent: Fluoride (mg/L) Analysis Run 5/6/2026 8:29 PM

Plant Yates Client: Southern Company Data: Yates AMA-R6

	YGWA-17S (bg)	YGWA-18I (bg)	YGWA-18S (bg)	YGWA-20S (bg)	YGWA-21I (bg)	YGWA-30I (bg)	YGWA-39 (bg)	YGWA-40 (bg)	YGWA-47 (bg)
8/15/2023	<0.1	<0.1	<0.1	<0.1	0.061 (J)		<0.1	<0.1	<0.1
8/16/2023						<0.1			
2/20/2024	<0.1	<0.1		<0.1	0.083 (J)	0.051 (J)	0.063 (J)	<0.1	0.073 (J)
2/22/2024									
2/23/2024			<0.1						
8/20/2024	<0.1	<0.1		<0.1	0.062 (J)	<0.1			<0.1
8/21/2024			0.051 (J)				0.083 (J)	0.06 (J)	
8/23/2024									
2/25/2025	<0.1	<0.1	<0.1	<0.1	0.088 (J)	0.062 (J)	0.078 (J)	0.053 (J)	0.069 (J)
2/26/2025									
8/12/2025	<0.1	<0.1	<0.1	<0.1	0.059 (J)	<0.1	<0.1	<0.1	<0.1
8/14/2025									
2/17/2026	<0.1	<0.1	<0.1	<0.1	0.096 (J)	0.059 (J)	<0.1	<0.1	0.07 (J)
2/18/2026									

ND substitution: RL or RL/2 if <15% NDs.

Time Series

Constituent: Fluoride (mg/L) Analysis Run 5/6/2026 8:29 PM

Plant Yates Client: Southern Company Data: Yates AMA-R6

	YGWC-38
6/2/2016	
6/6/2016	
6/7/2016	
7/25/2016	
7/27/2016	
7/28/2016	
8/30/2016	
9/16/2016	
9/19/2016	
11/1/2016	
11/2/2016	
11/3/2016	
11/14/2016	
1/11/2017	
1/13/2017	
1/16/2017	
2/21/2017	
2/24/2017	
3/1/2017	
3/2/2017	
3/6/2017	
4/26/2017	
5/2/2017	
5/8/2017	
6/28/2017	
6/29/2017	
6/30/2017	
7/11/2017	
10/3/2017	
10/4/2017	
10/5/2017	
10/10/2017	
10/11/2017	
10/12/2017	<0.1
11/20/2017	0.2 (J)
1/10/2018	
1/11/2018	
1/12/2018	0.21 (J)
2/19/2018	
2/20/2018	<0.1
3/27/2018	
3/28/2018	
3/29/2018	
4/2/2018	
4/3/2018	0.41
6/5/2018	
6/6/2018	
6/7/2018	
6/11/2018	
6/28/2018	0.43
8/7/2018	<0.1
9/19/2018	

ND substitution: RL or RL/2 if <15% NDs.

Time Series

Constituent: Fluoride (mg/L) Analysis Run 5/6/2026 8:29 PM

Plant Yates Client: Southern Company Data: Yates AMA-R6

	YGWC-38
9/24/2018	0.034 (J)
9/25/2018	
10/2/2018	
2/26/2019	
3/5/2019	
3/6/2019	
3/26/2019	
3/27/2019	0.24 (J)
4/1/2019	
4/2/2019	
4/3/2019	
8/20/2019	
8/21/2019	
8/22/2019	<0.1
9/24/2019	
9/25/2019	
9/26/2019	
10/8/2019	
10/9/2019	<0.1
10/10/2019	
2/11/2020	
2/12/2020	
2/14/2020	<0.1
3/17/2020	
3/19/2020	
3/24/2020	
3/25/2020	<0.1
8/27/2020	
9/22/2020	
9/23/2020	
9/24/2020	
9/25/2020	<0.1
2/9/2021	<0.1
2/10/2021	
2/11/2021	
3/1/2021	
3/3/2021	
3/4/2021	<0.1
8/19/2021	
8/26/2021	<0.1
8/27/2021	
9/1/2021	
9/3/2021	
2/8/2022	
2/9/2022	
2/10/2022	<0.1
2/11/2022	
8/30/2022	
8/31/2022	
9/1/2022	<0.1
2/7/2023	
2/8/2023	<0.1

ND substitution: RL or RL/2 if <15% NDs.

Time Series

Constituent: Fluoride (mg/L) Analysis Run 5/6/2026 8:29 PM

Plant Yates Client: Southern Company Data: Yates AMA-R6

	YGWC-38
8/15/2023	
8/16/2023	<0.1
2/20/2024	
2/22/2024	<0.1
2/23/2024	
8/20/2024	
8/21/2024	
8/23/2024	<0.1
2/25/2025	
2/26/2025	<0.1
8/12/2025	
8/14/2025	<0.1
2/17/2026	
2/18/2026	0.062 (J)

ND substitution: RL or RL/2 if <15% NDs.

Time Series

Constituent: Fluoride (mg/L) Analysis Run 5/6/2026 8:29 PM

Plant Yates Client: Southern Company Data: Yates AMA-R6

	YGWC-41	YGWC-23S	YGWC-24SB	YGWC-36A	YGWC-42	YGWC-43	YGWC-49	YGWC-50	YAMW-1
6/7/2016		<0.1							
6/8/2016			<0.1						
7/28/2016		0.03 (J)							
8/1/2016			<0.1						
8/30/2016					0.02 (J)				
8/31/2016						0.12 (J)			
9/1/2016							0.09 (J)		
9/2/2016				0.05 (J)					
9/20/2016		<0.1	<0.1						
11/8/2016		<0.1	0.02 (J)						
11/14/2016				0.18 (J)					
11/15/2016							0.16 (J)		
11/16/2016					0.07 (J)	0.2 (J)			
1/16/2017		<0.1							
1/17/2017			<0.1						
2/24/2017						0.21 (J)			
2/27/2017					0.06 (J)		0.06 (J)		
2/28/2017				0.09 (J)					
3/8/2017			0.03 (J)						
3/9/2017		0.03 (J)							
5/2/2017		<0.1	<0.1						
5/9/2017				0.009 (J)			0.05 (J)		
5/10/2017					<0.1	0.04 (J)			
7/7/2017			<0.1						
7/10/2017		0.04 (J)							
7/11/2017					<0.1	0.2 (J)			
7/13/2017				<0.1			<0.1		
9/22/2017				0.09 (J)					
9/29/2017				<0.1					
10/5/2017			<0.1						
10/6/2017				<0.1					
10/11/2017		<0.1		0.14 (J)			0.14 (J)		
10/12/2017	<0.1				<0.1	0.1 (J)			
11/21/2017	<0.1								
1/11/2018	<0.1								
2/19/2018	<0.1								
3/30/2018		<0.1	<0.1	<0.1					
4/3/2018	<0.1								
4/4/2018					<0.1	<0.1	<0.1		
6/12/2018		<0.1	<0.1						
6/13/2018				<0.1					
6/27/2018	<0.1								
8/7/2018	0.11 (J)								
9/20/2018					0.041 (J)	<0.1	<0.1		
9/24/2018	<0.1								
9/26/2018			<0.1	<0.1					
9/27/2018		<0.1							
10/16/2018									<0.1
3/5/2019			<0.1						
3/6/2019		<0.1		<0.1					
3/27/2019					<0.1				
3/28/2019	0.1 (J)					0.078 (J)	<0.1		

ND substitution: RL or RL/2 if <15% NDs.

Time Series

Constituent: Fluoride (mg/L) Analysis Run 5/6/2026 8:29 PM

Plant Yates Client: Southern Company Data: Yates AMA-R6

	YGWC-41	YGWC-23S	YGWC-24SB	YGWC-36A	YGWC-42	YGWC-43	YGWC-49	YGWC-50	YAMW-1
4/4/2019		0.049 (J)	0.033 (J)	0.043 (J)					
8/21/2019						0.062 (J)			
8/22/2019	<0.1				<0.1				
9/26/2019			0.098 (J)	0.094 (J)			0.09 (J)		<0.1
9/27/2019		0.12 (J)							
10/9/2019	<0.1				<0.1	<0.1			
10/10/2019		0.11 (J)					0.09 (J)		
2/13/2020			<0.1						
2/14/2020	<0.1			<0.1	<0.1				
2/17/2020		<0.1				0.15 (J)	<0.1		
3/25/2020	<0.1			<0.1	<0.1	0.073 (J)	<0.1		<0.1
3/26/2020		<0.1	<0.1						
9/23/2020			<0.1						
9/24/2020		<0.1			<0.1		<0.1		<0.1
9/25/2020	<0.1					<0.1			
10/7/2020				<0.1					
2/9/2021		<0.1	<0.1			0.058 (J)	<0.1		<0.1
2/10/2021	<0.1			<0.1	<0.1				
3/3/2021			<0.1						<0.1
3/4/2021	<0.1	<0.1		<0.1	<0.1	0.063 (J)	<0.1		
8/25/2021		<0.1			<0.1				
8/26/2021	<0.1								
9/1/2021			<0.1				<0.1		<0.1
9/3/2021				<0.1					
9/27/2021						0.1			
2/8/2022	<0.1					0.066 (J)	<0.1		
2/10/2022		<0.1	<0.1		<0.1				<0.1
2/11/2022				<0.1					
8/31/2022							<0.1		<0.1
9/1/2022	<0.1	0.057 (J)		<0.1	0.053 (J)	0.091 (J)			
2/8/2023	<0.1	<0.1			0.08 (J)	0.11			
2/9/2023				<0.1			<0.1		<0.1
2/10/2023			0.051 (J)						
8/16/2023	<0.1	<0.1	<0.1	<0.1	<0.1	0.062 (J)	<0.1		<0.1
8/17/2023								0.12	
12/20/2023								0.14	
2/21/2024		<0.1					<0.1		
2/22/2024	<0.1				<0.1	0.091 (J)		0.14	
2/23/2024			<0.1	<0.1					<0.1
6/10/2024								0.11	
8/21/2024		<0.1							
8/22/2024			<0.1	<0.1	<0.1	0.05 (J)	<0.1		<0.1
8/23/2024	<0.1							0.085 (J)	
11/26/2024								0.15	
2/26/2025	<0.1			<0.1	<0.1		<0.1	0.077 (J)	<0.1
2/27/2025		<0.1				<0.1			
3/17/2025			<0.1						
5/21/2025								0.07 (J)	
7/31/2025									<0.1
8/12/2025				<0.1					
8/13/2025	<0.1	<0.1			<0.1				
8/14/2025			<0.1			0.075 (J)	<0.1		

ND substitution: RL or RL/2 if <15% NDs.

Time Series

Constituent: Fluoride (mg/L) Analysis Run 5/6/2026 8:29 PM

Plant Yates Client: Southern Company Data: Yates AMA-R6

	YGWC-41	YGWC-23S	YGWC-24SB	YGWC-36A	YGWC-42	YGWC-43	YGWC-49	YGWC-50	YAMW-1
10/8/2025								0.12	
2/18/2026			<0.1	<0.1		0.082 (J)			<0.1
2/19/2026	<0.1	<0.1			0.052 (J)		<0.1	0.083 (J)	

ND substitution: RL or RL/2 if <15% NDs.

Time Series

Constituent: Fluoride (mg/L) Analysis Run 5/6/2026 8:29 PM

Plant Yates Client: Southern Company Data: Yates AMA-R6

	YAMW-2
6/7/2016	
6/8/2016	
7/28/2016	
8/1/2016	
8/30/2016	
8/31/2016	
9/1/2016	
9/2/2016	
9/20/2016	
11/8/2016	
11/14/2016	
11/15/2016	
11/16/2016	
1/16/2017	
1/17/2017	
2/24/2017	
2/27/2017	
2/28/2017	
3/8/2017	
3/9/2017	
5/2/2017	
5/9/2017	
5/10/2017	
7/7/2017	
7/10/2017	
7/11/2017	
7/13/2017	
9/22/2017	
9/29/2017	
10/5/2017	
10/6/2017	
10/11/2017	
10/12/2017	
11/21/2017	
1/11/2018	
2/19/2018	
3/30/2018	
4/3/2018	
4/4/2018	
6/12/2018	
6/13/2018	
6/27/2018	
8/7/2018	
9/20/2018	
9/24/2018	
9/26/2018	
9/27/2018	
10/16/2018	
3/5/2019	
3/6/2019	
3/27/2019	
3/28/2019	

Time Series

Constituent: Fluoride (mg/L) Analysis Run 5/6/2026 8:29 PM

Plant Yates Client: Southern Company Data: Yates AMA-R6

	YAMW-2
4/4/2019	
8/21/2019	
8/22/2019	
9/26/2019	
9/27/2019	
10/9/2019	
10/10/2019	
2/13/2020	
2/14/2020	
2/17/2020	
3/25/2020	
3/26/2020	
9/23/2020	<0.1
9/24/2020	
9/25/2020	
10/7/2020	
2/9/2021	<0.1
2/10/2021	
3/3/2021	<0.1
3/4/2021	
8/25/2021	
8/26/2021	
9/1/2021	<0.1
9/3/2021	
9/27/2021	
2/8/2022	
2/10/2022	<0.1
2/11/2022	
8/31/2022	
9/1/2022	0.063 (J)
2/8/2023	0.061 (J)
2/9/2023	
2/10/2023	
8/16/2023	
8/17/2023	<0.1
12/20/2023	
2/21/2024	
2/22/2024	0.05 (J)
2/23/2024	
6/10/2024	
8/21/2024	<0.1
8/22/2024	
8/23/2024	
11/26/2024	
2/26/2025	<0.1
2/27/2025	
3/17/2025	
5/21/2025	
7/31/2025	
8/12/2025	
8/13/2025	<0.1
8/14/2025	

ND substitution: RL or RL/2 if <15% NDs.

Time Series

Constituent: Fluoride (mg/L) Analysis Run 5/6/2026 8:29 PM

Plant Yates Client: Southern Company Data: Yates AMA-R6

	YAMW-2
10/8/2025	
2/18/2026	
2/19/2026	0.057 (J)

Time Series

Constituent: Fluoride (mg/L) Analysis Run 5/6/2026 8:29 PM

Plant Yates Client: Southern Company Data: Yates AMA-R6

	YAMW-3	YAMW-4	YAMW-5	PZ-35	PZ-37D	PZ-37	PZ-51	PZ-52D	PZ-54D
10/12/2017						<0.1			
11/21/2017						0.26 (J)			
1/11/2018						<0.1			
2/20/2018						0.45			
4/3/2018						0.31			
6/29/2018						<0.1			
8/6/2018						0.23 (J)			
9/24/2018						<0.1			
10/16/2018				<0.1					
9/26/2019				<0.1					
3/25/2020				<0.1					
9/23/2020		<0.1							
9/24/2020			<0.1	<0.1					
9/25/2020						<0.1			
2/9/2021		0.14	<0.1			<0.1			
2/10/2021				<0.1					
3/3/2021		0.14							
3/4/2021			<0.1	<0.1		<0.1			
5/13/2021					0.12				
8/25/2021		<0.1				<0.1			
8/26/2021			<0.1						
9/1/2021				<0.1					
9/3/2021					0.15				
11/4/2021								0.1	
2/10/2022	<0.1	<0.1	<0.1	<0.1		<0.1	0.1		
2/11/2022					0.17			0.1	
4/4/2022						<0.1			
4/7/2022						<0.1			
8/31/2022				<0.1					
9/1/2022	0.091 (J)	0.078 (J)	0.055 (J)		0.35	<0.1	0.13	0.11	
2/8/2023		0.079 (J)	0.05 (J)		0.2	<0.1		0.07 (J)	
2/9/2023	0.079 (J)			<0.1			0.13		
8/16/2023	0.081 (J)	<0.1	<0.1	<0.1	0.23		0.097 (J)		
8/17/2023						<0.1		0.059 (J)	
2/21/2024	0.066 (J)				0.21	<0.1		0.053 (J)	
2/22/2024		0.061 (J)	<0.1				0.14		
2/23/2024				<0.1					
6/12/2024									0.39
8/21/2024					0.25	<0.1		<0.1	
8/22/2024	0.075 (J)			<0.1			0.17		
8/23/2024		0.071 (J)	0.05 (J)						
11/7/2024									0.09 (J)
2/25/2025				0.055 (J)					
2/26/2025	<0.1	<0.1							
2/27/2025			0.05 (J)		0.2	0.064 (J)	0.11	0.064 (J)	0.1
7/31/2025				<0.1					
8/13/2025	0.067 (J)	0.061 (J)	<0.1					0.064 (J)	0.21
8/14/2025					0.15	<0.1	0.18		
2/18/2026					0.14	<0.1	0.16	0.052 (J)	0.25
2/19/2026	0.068 (J)	0.069 (J)	<0.1						

ND substitution: RL or RL/2 if <15% NDs.

Time Series

Constituent: Fluoride (mg/L) Analysis Run 5/6/2026 8:29 PM

Plant Yates Client: Southern Company Data: Yates AMA-R6

	PZ-55
10/12/2017	
11/21/2017	
1/11/2018	
2/20/2018	
4/3/2018	
6/29/2018	
8/6/2018	
9/24/2018	
10/16/2018	
9/26/2019	
3/25/2020	
9/23/2020	
9/24/2020	
9/25/2020	
2/9/2021	
2/10/2021	
3/3/2021	
3/4/2021	
5/13/2021	
8/25/2021	
8/26/2021	
9/1/2021	
9/3/2021	
11/4/2021	
2/10/2022	
2/11/2022	
4/4/2022	
4/7/2022	
8/31/2022	
9/1/2022	
2/8/2023	
2/9/2023	
8/16/2023	
8/17/2023	
2/21/2024	
2/22/2024	0.065 (J)
2/23/2024	
6/12/2024	
8/21/2024	<0.1
8/22/2024	
8/23/2024	
11/7/2024	
2/25/2025	
2/26/2025	
2/27/2025	<0.1
7/31/2025	
8/13/2025	
8/14/2025	0.097 (J)
2/18/2026	
2/19/2026	<0.1

ND substitution: RL or RL/2 if <15% NDs.

Time Series

Constituent: Lead (mg/L) Analysis Run 5/6/2026 8:29 PM

Plant Yates Client: Southern Company Data: Yates AMA-R6

	GWA-2 (bg)	YGWA-1D (bg)	YGWA-1I (bg)	YGWA-2I (bg)	YGWA-3D (bg)	YGWA-3I (bg)	YGWA-4I (bg)	YGWA-5D (bg)	YGWA-5I (bg)
5/1/2007	<0.001								
9/12/2007	<0.001								
3/20/2008	<0.001								
8/27/2008	<0.001								
3/3/2009	<0.001								
11/18/2009	<0.001								
3/3/2010	<0.001								
9/8/2010	<0.001								
3/10/2011	<0.001								
9/8/2011	<0.001								
3/5/2012	<0.001								
9/10/2012	<0.001								
2/6/2013	<0.001								
8/12/2013	<0.001								
2/5/2014	<0.001								
8/5/2014	<0.001								
2/4/2015	<0.001								
8/3/2015	<0.001								
2/16/2016	<0.001								
6/1/2016		0.00056 (J)	<0.001			<0.001			
6/2/2016					0.00056 (J)		<0.001	<0.001	<0.001
7/21/2016	<0.001								
7/25/2016			<0.001			<0.001			
7/26/2016		<0.001			0.0001 (J)		<0.001	<0.001	<0.001
8/31/2016	<0.001								
9/13/2016		0.0001 (J)	<0.001						
9/14/2016				<0.001		<0.001	<0.001	<0.001	<0.001
9/15/2016					0.0002 (J)				
11/1/2016		<0.001			<0.001	<0.001			
11/2/2016							<0.001	<0.001	
11/4/2016			<0.001	<0.001					<0.001
11/28/2016	<0.001								
12/15/2016				<0.001					
1/10/2017									
1/11/2017		<0.001			<0.001	<0.001			
1/12/2017								<0.001	<0.001
1/13/2017							<0.001		
1/16/2017			<0.001	<0.001					
2/22/2017	<0.001								
3/1/2017						<0.001			
3/2/2017		0.0001 (J)	<0.001		0.0002 (J)				
3/3/2017				<0.001					
3/6/2017							<0.001		
3/7/2017								0.0001 (J)	7E-05 (J)
3/8/2017									
4/26/2017					<0.001	<0.001			
4/27/2017		<0.001	<0.001						
4/28/2017				<0.001					
5/1/2017							<0.001	<0.001	
5/2/2017									<0.001
5/8/2017	<0.001								
5/26/2017				<0.001					

ND substitution: RL or RL/2 if <15% NDs.

Time Series

Constituent: Lead (mg/L) Analysis Run 5/6/2026 8:29 PM

Plant Yates Client: Southern Company Data: Yates AMA-R6

	GWA-2 (bg)	YGWA-1D (bg)	YGWA-1I (bg)	YGWA-2I (bg)	YGWA-3D (bg)	YGWA-3I (bg)	YGWA-4I (bg)	YGWA-5D (bg)	YGWA-5I (bg)
6/27/2017		<0.001	<0.001					<0.001	<0.001
6/28/2017				<0.001	<0.001	<0.001			
6/29/2017							<0.001		
6/30/2017									
7/17/2017	<0.001								
10/16/2017	<0.001								
2/19/2018	<0.001								
3/27/2018			<0.001						
3/28/2018				<0.001	<0.001	<0.001			
3/29/2018		<0.001					<0.001	<0.001	<0.001
8/6/2018	<0.001								
2/25/2019	<0.001								
2/26/2019									
2/27/2019		<0.001	<0.001	<0.001	<0.001	<0.001			
3/4/2019							<0.001	<0.001	<0.001
4/3/2019							<0.001	<0.001	<0.001
6/12/2019	<0.001								
8/19/2019	<0.001								
9/24/2019								<0.001	9E-05 (J)
9/25/2019							<0.001		
10/8/2019	<0.001								
2/10/2020		4.9E-05 (J)	<0.001						
2/11/2020				<0.001		<0.001			
2/12/2020					<0.001		<0.001	<0.001	<0.001
3/17/2020	<0.001								
3/18/2020			<0.001						
3/19/2020		0.00012 (J)		<0.001	0.00017 (J)	<0.001			
3/24/2020								5.4E-05 (J)	6.8E-05 (J)
3/25/2020							<0.001		
8/26/2020	<0.001								
9/22/2020	0.0001 (J)						<0.001	4.5E-05 (J)	4.2E-05 (J)
9/23/2020		<0.001	0.00021 (J)	0.0011 (J)	<0.001	0.00015 (J)			
9/25/2020									
2/8/2021								0.00013 (J)	3.7E-05 (J)
2/9/2021							<0.001		
2/10/2021				0.00015 (J)	<0.001	<0.001			
2/12/2021		4.4E-05 (J)	0.00038 (J)						
3/2/2021	<0.001							5.1E-05 (J)	9.2E-05 (J)
3/3/2021		5.6E-05 (J)	<0.001	<0.001	<0.001	<0.001	<0.001		
8/19/2021		<0.001	<0.001		<0.001				
8/20/2021	<0.001								
8/26/2021							<0.001	<0.001	<0.001
8/27/2021				<0.001		<0.001			
2/8/2022	<0.001								
2/9/2022		<0.001	<0.001	<0.001	<0.001	<0.001			
2/10/2022								<0.001	<0.001
2/11/2022							<0.001		
8/30/2022	<0.001	<0.001		<0.001				<0.001	<0.001
8/31/2022			<0.001		<0.001	<0.001	<0.001		
2/7/2023	<0.001	<0.001	<0.001	<0.001				<0.001	
2/8/2023					<0.001	<0.001			
2/9/2023							<0.001		<0.001

ND substitution: RL or RL/2 if <15% NDs.

Time Series

Constituent: Lead (mg/L) Analysis Run 5/6/2026 8:29 PM

Plant Yates Client: Southern Company Data: Yates AMA-R6

	GWA-2 (bg)	YGWA-1D (bg)	YGWA-1I (bg)	YGWA-2I (bg)	YGWA-3D (bg)	YGWA-3I (bg)	YGWA-4I (bg)	YGWA-5D (bg)	YGWA-5I (bg)
8/15/2023	<0.001	<0.001	<0.001	<0.001	<0.001		<0.001	<0.001	<0.001
8/16/2023						<0.001			
2/20/2024	<0.001	<0.001	<0.001	<0.001	<0.001	<0.001	<0.001	<0.001	<0.001
2/23/2024									
8/20/2024		<0.001	<0.001	<0.001	<0.001	<0.001	<0.001	<0.001	<0.001
2/25/2025		<0.001	<0.001	<0.001	<0.001	<0.001	<0.001	<0.001	<0.001
8/12/2025		<0.001	<0.001	<0.001	<0.001	<0.001	<0.001	<0.001	<0.001
2/17/2026		<0.001	<0.001	<0.001	<0.001	<0.001	<0.001	<0.001	<0.001

ND substitution: RL or RL/2 if <15% NDs.

Time Series

Constituent: Lead (mg/L) Analysis Run 5/6/2026 8:29 PM

Plant Yates Client: Southern Company Data: Yates AMA-R6

	YGWA-14S (bg)
5/1/2007	
9/12/2007	
3/20/2008	
8/27/2008	
3/3/2009	
11/18/2009	
3/3/2010	
9/8/2010	
3/10/2011	
9/8/2011	
3/5/2012	
9/10/2012	
2/6/2013	
8/12/2013	
2/5/2014	
8/5/2014	
2/4/2015	
8/3/2015	
2/16/2016	
6/1/2016	
6/2/2016	<0.001
7/21/2016	
7/25/2016	
7/26/2016	<0.001
8/31/2016	
9/13/2016	
9/14/2016	
9/15/2016	<0.001
11/1/2016	
11/2/2016	<0.001
11/4/2016	
11/28/2016	
12/15/2016	
1/10/2017	<0.001
1/11/2017	
1/12/2017	
1/13/2017	
1/16/2017	
2/22/2017	
3/1/2017	
3/2/2017	
3/3/2017	
3/6/2017	
3/7/2017	
3/8/2017	0.0001 (J)
4/26/2017	<0.001
4/27/2017	
4/28/2017	
5/1/2017	
5/2/2017	
5/8/2017	
5/26/2017	

ND substitution: RL or RL/2 if <15% NDs.

Time Series

Constituent: Lead (mg/L) Analysis Run 5/6/2026 8:29 PM

Plant Yates Client: Southern Company Data: Yates AMA-R6

	YGWA-14S (bg)
6/27/2017	
6/28/2017	
6/29/2017	
6/30/2017	<0.001
7/17/2017	
10/16/2017	
2/19/2018	
3/27/2018	<0.001
3/28/2018	
3/29/2018	
8/6/2018	
2/25/2019	
2/26/2019	<0.001
2/27/2019	
3/4/2019	
4/3/2019	
6/12/2019	
8/19/2019	
9/24/2019	
9/25/2019	
10/8/2019	
2/10/2020	
2/11/2020	
2/12/2020	<0.001
3/17/2020	
3/18/2020	<0.001
3/19/2020	
3/24/2020	
3/25/2020	
8/26/2020	
9/22/2020	
9/23/2020	
9/25/2020	<0.001
2/8/2021	
2/9/2021	
2/10/2021	4.8E-05 (J)
2/12/2021	
3/2/2021	<0.001
3/3/2021	
8/19/2021	<0.001
8/20/2021	
8/26/2021	
8/27/2021	
2/8/2022	
2/9/2022	
2/10/2022	<0.001
2/11/2022	
8/30/2022	
8/31/2022	<0.001
2/7/2023	
2/8/2023	<0.001
2/9/2023	

ND substitution: RL or RL/2 if <15% NDs.

Time Series

Constituent: Lead (mg/L) Analysis Run 5/6/2026 8:29 PM

Plant Yates Client: Southern Company Data: Yates AMA-R6

	YGWA-14S (bg)
8/15/2023	<0.001
8/16/2023	
2/20/2024	
2/23/2024	<0.001
8/20/2024	<0.001
2/25/2025	<0.001
8/12/2025	<0.001
2/17/2026	<0.001

ND substitution: RL or RL/2 if <15% NDs.

Time Series

Constituent: Lead (mg/L) Analysis Run 5/6/2026 8:29 PM

Plant Yates Client: Southern Company Data: Yates AMA-R6

	YGWA-17S (bg)	YGWA-18I (bg)	YGWA-18S (bg)	YGWA-20S (bg)	YGWA-21I (bg)	YGWA-30I (bg)	YGWA-39 (bg)	YGWA-40 (bg)	YGWA-47 (bg)
6/2/2016						<0.001			
6/6/2016		<0.001	<0.001						
6/7/2016	<0.001			<0.001	<0.001				
7/25/2016						<0.001			
7/27/2016	<0.001	<0.001	<0.001	<0.001					
7/28/2016					<0.001				
8/30/2016									<0.001
9/16/2016	<0.001		<0.001						
9/19/2016		<0.001		<0.001	<0.001	<0.001			
11/1/2016						<0.001			
11/2/2016				0.0013 (J)					
11/3/2016	<0.001	<0.001	<0.001		<0.001				
11/14/2016									<0.001
1/11/2017	<0.001	<0.001	<0.001						
1/13/2017				<0.001	<0.001				
1/16/2017						<0.001			
2/21/2017						<0.001			
2/24/2017									<0.001
3/1/2017		<0.001	0.0001 (J)						
3/2/2017	8E-05 (J)								
3/6/2017				<0.001	<0.001				
4/26/2017		<0.001	0.0001 (J)	<0.001	<0.001	<0.001			
5/2/2017	<0.001								
5/8/2017									<0.001
6/28/2017		<0.001	0.0001 (J)						
6/29/2017	8E-05 (J)			<0.001	<0.001				
6/30/2017						<0.001			
7/11/2017									<0.001
10/10/2017									<0.001
10/11/2017							0.0001 (J)		
10/12/2017								9E-05 (J)	
11/20/2017							<0.001	<0.001	
1/10/2018								<0.001	
1/11/2018							0.0002 (J)		
1/12/2018									
2/19/2018								<0.001	
2/20/2018							<0.001		
3/27/2018						<0.001			
3/28/2018	<0.001	<0.001	<0.001						
3/29/2018				<0.001	<0.001				
4/2/2018									<0.001
4/3/2018							<0.001	<0.001	
6/28/2018							<0.001	<0.001	
8/7/2018							<0.001	<0.001	
9/19/2018									<0.001
9/24/2018							<0.001	<0.001	
2/26/2019						<0.001			
3/5/2019	<0.001		<0.001	<0.001	<0.001				
3/6/2019		<0.001							
4/2/2019	<0.001				<0.001				
4/3/2019		<0.001	<0.001	<0.001					
8/20/2019									<0.001

ND substitution: RL or RL/2 if <15% NDs.

Time Series

Constituent: Lead (mg/L) Analysis Run 5/6/2026 8:29 PM

Plant Yates Client: Southern Company Data: Yates AMA-R6

	YGWA-17S (bg)	YGWA-18I (bg)	YGWA-18S (bg)	YGWA-20S (bg)	YGWA-21I (bg)	YGWA-30I (bg)	YGWA-39 (bg)	YGWA-40 (bg)	YGWA-47 (bg)
8/21/2019							<0.001	<0.001	
8/22/2019									
9/24/2019					<0.001				
9/25/2019	<0.001			<0.001					
9/26/2019		<0.001	<0.001						
10/9/2019							<0.001	<0.001	
2/11/2020	<0.001	<0.001	<0.001						
2/12/2020				<0.001	<0.001	<0.001	<0.001	<0.001	
2/14/2020									
3/19/2020						<0.001			
3/24/2020	6.4E-05 (J)	7.1E-05 (J)	5.4E-05 (J)	0.00011 (J)	<0.001			<0.001	
3/25/2020							5.1E-05 (J)		
8/27/2020									<0.001
9/22/2020									<0.001
9/23/2020	4.1E-05 (J)	6E-05 (J)	9.7E-05 (J)						
9/24/2020				9.2E-05 (J)	4.6E-05 (J)	<0.001	<0.001	3.8E-05 (J)	
9/25/2020									
2/9/2021	<0.001	5E-05 (J)	9.4E-05 (J)	6.3E-05 (J)	<0.001				
2/10/2021							<0.001	<0.001	
2/11/2021						4.6E-05 (J)			
3/1/2021						<0.001			<0.001
3/3/2021	<0.001	<0.001	7.6E-05 (J)	4.5E-05 (J)					
3/4/2021					<0.001		<0.001	<0.001	
8/19/2021						<0.001			<0.001
8/26/2021			<0.001				<0.001		
8/27/2021	<0.001	<0.001		<0.001					
9/1/2021					<0.001				
9/3/2021								<0.001	
2/8/2022							<0.001	<0.001	<0.001
2/9/2022	<0.001	<0.001	<0.001	<0.001	<0.001				
2/10/2022									
2/11/2022						<0.001			
8/30/2022	<0.001	<0.001	<0.001		<0.001				
8/31/2022				<0.001		<0.001	<0.001	<0.001	<0.001
9/1/2022									
2/7/2023	<0.001	<0.001	<0.001	<0.001	<0.001		<0.001		
2/8/2023						<0.001		<0.001	<0.001
8/15/2023	<0.001	<0.001	<0.001	<0.001	<0.001		<0.001	<0.001	<0.001
8/16/2023						<0.001			
2/20/2024	<0.001	<0.001		<0.001	<0.001	<0.001	<0.001	<0.001	<0.001
2/22/2024									
2/23/2024			<0.001						
8/20/2024	<0.001	<0.001		<0.001	<0.001	<0.001			<0.001
8/21/2024			<0.001				<0.001	<0.001	
8/23/2024									
2/25/2025	<0.001	<0.001	<0.001	<0.001	<0.001	<0.001	<0.001	<0.001	<0.001
2/26/2025									
8/12/2025	<0.001	<0.001	<0.001	<0.001	<0.001	<0.001	<0.001	<0.001	<0.001
8/14/2025									
2/17/2026	<0.001	<0.001	<0.001	<0.001	<0.001	<0.001	<0.001	<0.001	<0.001
2/18/2026									

ND substitution: RL or RL/2 if <15% NDs.

Time Series

Constituent: Lead (mg/L) Analysis Run 5/6/2026 8:29 PM

Plant Yates Client: Southern Company Data: Yates AMA-R6

	YGWC-38
6/2/2016	
6/6/2016	
6/7/2016	
7/25/2016	
7/27/2016	
7/28/2016	
8/30/2016	
9/16/2016	
9/19/2016	
11/1/2016	
11/2/2016	
11/3/2016	
11/14/2016	
1/11/2017	
1/13/2017	
1/16/2017	
2/21/2017	
2/24/2017	
3/1/2017	
3/2/2017	
3/6/2017	
4/26/2017	
5/2/2017	
5/8/2017	
6/28/2017	
6/29/2017	
6/30/2017	
7/11/2017	
10/10/2017	
10/11/2017	
10/12/2017	0.0001 (J)
11/20/2017	0.0001 (J)
1/10/2018	
1/11/2018	
1/12/2018	0.0001 (J)
2/19/2018	
2/20/2018	<0.001
3/27/2018	
3/28/2018	
3/29/2018	
4/2/2018	
4/3/2018	<0.001
6/28/2018	<0.001
8/7/2018	<0.001
9/19/2018	
9/24/2018	<0.001
2/26/2019	
3/5/2019	
3/6/2019	
4/2/2019	
4/3/2019	
8/20/2019	

ND substitution: RL or RL/2 if <15% NDs.

Time Series

Constituent: Lead (mg/L) Analysis Run 5/6/2026 8:29 PM

Plant Yates Client: Southern Company Data: Yates AMA-R6

	YGWC-38
8/21/2019	
8/22/2019	<0.001
9/24/2019	
9/25/2019	
9/26/2019	
10/9/2019	<0.001
2/11/2020	
2/12/2020	
2/14/2020	<0.001
3/19/2020	
3/24/2020	
3/25/2020	<0.001
8/27/2020	
9/22/2020	
9/23/2020	
9/24/2020	
9/25/2020	<0.001
2/9/2021	<0.001
2/10/2021	
2/11/2021	
3/1/2021	
3/3/2021	
3/4/2021	<0.001
8/19/2021	
8/26/2021	<0.001
8/27/2021	
9/1/2021	
9/3/2021	
2/8/2022	
2/9/2022	
2/10/2022	<0.001
2/11/2022	
8/30/2022	
8/31/2022	
9/1/2022	<0.001
2/7/2023	
2/8/2023	<0.001
8/15/2023	
8/16/2023	<0.001
2/20/2024	
2/22/2024	<0.001
2/23/2024	
8/20/2024	
8/21/2024	
8/23/2024	<0.001
2/25/2025	
2/26/2025	<0.001
8/12/2025	
8/14/2025	<0.001
2/17/2026	
2/18/2026	<0.001

ND substitution: RL or RL/2 if <15% NDs.

Time Series

Constituent: Lead (mg/L) Analysis Run 5/6/2026 8:29 PM

Plant Yates Client: Southern Company Data: Yates AMA-R6

	YGWC-41	YGWC-23S	YGWC-24SB	YGWC-36A	YGWC-42	YGWC-43	YGWC-49	YGWC-50	YAMW-1
6/7/2016		0.00044 (J)							
6/8/2016			<0.001						
7/28/2016		<0.001							
8/1/2016			<0.001						
8/30/2016					<0.001				
8/31/2016						<0.001			
9/1/2016							<0.001		
9/2/2016				0.0017 (J)					
9/20/2016		<0.001	<0.001						
11/8/2016		<0.001	<0.001						
11/14/2016				0.0002 (J)					
11/15/2016							<0.001		
11/16/2016					0.0002 (J)	<0.001			
1/16/2017		<0.001							
1/17/2017			<0.001						
2/24/2017						<0.001			
2/27/2017					<0.001		<0.001		
2/28/2017				0.0003 (J)					
3/8/2017			<0.001						
3/9/2017		<0.001							
5/2/2017		<0.001	<0.001						
5/9/2017				0.0004 (J)			<0.001		
5/10/2017					9E-05 (J)	8E-05 (J)			
7/7/2017			<0.001						
7/10/2017		<0.001							
7/11/2017					<0.001	<0.001			
7/13/2017				0.0004 (J)			<0.001		
9/22/2017				0.0003 (J)					
9/29/2017				0.0002 (J)					
10/6/2017				0.0002 (J)					
10/11/2017							<0.001		
10/12/2017	<0.001				<0.001	<0.001			
11/21/2017	<0.001								
1/11/2018	7E-05 (J)								
2/19/2018	<0.001								
3/30/2018		<0.001	<0.001	<0.001					
4/3/2018	<0.001								
4/4/2018					<0.001	<0.001	<0.001		
6/27/2018	0.0011 (J)								
8/7/2018	<0.001								
9/20/2018					<0.001	<0.001	<0.001		
9/24/2018	<0.001								
3/5/2019			<0.001						
3/6/2019		<0.001		<0.001					
4/4/2019		<0.001	<0.001	0.00037 (J)					
8/21/2019						<0.001			
8/22/2019	6.7E-05 (J)				<0.001				
9/26/2019			<0.001	0.00023 (J)			<0.001		<0.001
9/27/2019		0.00013 (J)							
10/9/2019	0.00012 (J)				<0.001	<0.001			
2/13/2020			<0.001						
2/14/2020	<0.001			0.00016 (J)	<0.001				

ND substitution: RL or RL/2 if <15% NDs.

Time Series

Constituent: Lead (mg/L) Analysis Run 5/6/2026 8:29 PM

Plant Yates Client: Southern Company Data: Yates AMA-R6

	YGWC-41	YGWC-23S	YGWC-24SB	YGWC-36A	YGWC-42	YGWC-43	YGWC-49	YGWC-50	YAMW-1
2/17/2020		<0.001				<0.001	7.1E-05 (J)		
3/25/2020	<0.001			0.0001 (J)	4.7E-05 (J)	7.5E-05 (J)	5.9E-05 (J)		<0.001
3/26/2020		<0.001	5.3E-05 (J)						
9/23/2020			<0.001						
9/24/2020		4.6E-05			<0.001		<0.001		<0.001
9/25/2020	<0.001					<0.001			
10/7/2020				0.00077 (J)					
2/9/2021		<0.001	0.00036 (J)			<0.001	<0.001		0.00019 (J)
2/10/2021	0.0002 (J)			0.00051 (J)	5.4E-05				
3/3/2021			<0.001						<0.001
3/4/2021	<0.001	0.00021 (J)		0.00025 (J)	<0.001	<0.001	<0.001		
8/25/2021		<0.001			<0.001				
8/26/2021	<0.001								
9/1/2021			<0.001				<0.001		<0.001
9/3/2021				<0.001					
9/27/2021						<0.001			
2/8/2022	<0.001					<0.001	<0.001		
2/10/2022		<0.001	<0.001		<0.001				<0.001
2/11/2022				<0.001					
8/31/2022							<0.001		<0.001
9/1/2022	<0.001	<0.001		<0.001	<0.001	<0.001			
2/8/2023	<0.001	<0.001			<0.001	<0.001			
2/9/2023				<0.001			<0.001		<0.001
2/10/2023			<0.001						
8/16/2023	<0.001	<0.001	<0.001	<0.001	<0.001	<0.001	<0.001		<0.001
8/17/2023								0.0002 (J)	
12/20/2023								0.0003 (J)	
2/21/2024		<0.001					<0.001		
2/22/2024	<0.001				<0.001	<0.001		0.00021 (J)	
2/23/2024			0.00029 (J)	<0.001					<0.001
6/10/2024								0.00042 (J)	
8/21/2024		<0.001							
8/22/2024			<0.001	<0.001	<0.001	<0.001	<0.001		<0.001
8/23/2024	<0.001							0.00023 (J)	
11/26/2024								0.00033 (J)	
2/26/2025	<0.001			<0.001	<0.001		<0.001	<0.001	<0.001
2/27/2025		<0.001				<0.001			
3/17/2025			<0.001						
5/21/2025								<0.001	
7/31/2025									<0.001
8/12/2025				<0.001					
8/13/2025	<0.001	<0.001			<0.001				
8/14/2025			<0.001			<0.001	<0.001		
10/8/2025								<0.001	
2/18/2026			<0.001	<0.001		<0.001			<0.001
2/19/2026	<0.001	<0.001			<0.001		<0.001	<0.001	

ND substitution: RL or RL/2 if <15% NDs.

Time Series

Constituent: Lead (mg/L) Analysis Run 5/6/2026 8:29 PM

Plant Yates Client: Southern Company Data: Yates AMA-R6

	YAMW-2
6/7/2016	
6/8/2016	
7/28/2016	
8/1/2016	
8/30/2016	
8/31/2016	
9/1/2016	
9/2/2016	
9/20/2016	
11/8/2016	
11/14/2016	
11/15/2016	
11/16/2016	
1/16/2017	
1/17/2017	
2/24/2017	
2/27/2017	
2/28/2017	
3/8/2017	
3/9/2017	
5/2/2017	
5/9/2017	
5/10/2017	
7/7/2017	
7/10/2017	
7/11/2017	
7/13/2017	
9/22/2017	
9/29/2017	
10/6/2017	
10/11/2017	
10/12/2017	
11/21/2017	
1/11/2018	
2/19/2018	
3/30/2018	
4/3/2018	
4/4/2018	
6/27/2018	
8/7/2018	
9/20/2018	
9/24/2018	
3/5/2019	
3/6/2019	
4/4/2019	
8/21/2019	
8/22/2019	
9/26/2019	
9/27/2019	
10/9/2019	
2/13/2020	
2/14/2020	

Time Series

Constituent: Lead (mg/L) Analysis Run 5/6/2026 8:29 PM

Plant Yates Client: Southern Company Data: Yates AMA-R6

	YAMW-2
2/17/2020	
3/25/2020	
3/26/2020	
9/23/2020	<0.001
9/24/2020	
9/25/2020	
10/7/2020	
2/9/2021	0.00011 (J)
2/10/2021	
3/3/2021	8E-05 (J)
3/4/2021	
8/25/2021	
8/26/2021	
9/1/2021	<0.001
9/3/2021	
9/27/2021	
2/8/2022	
2/10/2022	<0.001
2/11/2022	
8/31/2022	
9/1/2022	<0.001
2/8/2023	<0.001
2/9/2023	
2/10/2023	
8/16/2023	
8/17/2023	<0.001
12/20/2023	
2/21/2024	
2/22/2024	<0.001
2/23/2024	
6/10/2024	
8/21/2024	<0.001
8/22/2024	
8/23/2024	
11/26/2024	
2/26/2025	<0.001
2/27/2025	
3/17/2025	
5/21/2025	
7/31/2025	
8/12/2025	
8/13/2025	0.00031 (J)
8/14/2025	
10/8/2025	
2/18/2026	
2/19/2026	<0.001

ND substitution: RL or RL/2 if <15% NDs.

Time Series

Constituent: Lead (mg/L) Analysis Run 5/6/2026 8:29 PM

Plant Yates Client: Southern Company Data: Yates AMA-R6

	YAMW-3	YAMW-4	YAMW-5	PZ-35	PZ-37D	PZ-37	PZ-51	PZ-52D	PZ-54D
10/12/2017						0.0002 (J)			
11/21/2017						0.0002 (J)			
1/11/2018						0.0001 (J)			
2/20/2018						<0.001			
4/3/2018						<0.001			
6/29/2018						<0.001			
8/6/2018						<0.001			
9/24/2018						<0.001			
9/26/2019				<0.001					
3/25/2020				<0.001					
9/23/2020		0.00028 (J)							
9/24/2020			0.00011 (J)	<0.001					
9/25/2020						8.5E-05 (J)			
2/9/2021		0.00054 (J)	7.3E-05 (J)			8.8E-05 (J)			
2/10/2021				8.7E-05 (J)					
3/3/2021		9.6E-05 (J)							
3/4/2021			4.1E-05 (J)	0.00015 (J)		<0.001			
5/13/2021					4.9E-05 (J)				
8/25/2021		<0.001				<0.001			
8/26/2021			<0.001						
9/1/2021				<0.001					
9/3/2021					<0.001				
11/4/2021								0.001	
2/10/2022	<0.001	<0.001	<0.001	<0.001		<0.001	<0.001		
2/11/2022					<0.001			0.0031	
4/4/2022						<0.001			
4/7/2022						<0.001			
8/31/2022				<0.001					
9/1/2022	<0.001	<0.001	<0.001		<0.001	<0.001	<0.001	<0.001	
2/8/2023		<0.001	<0.001		<0.001	<0.001		<0.001	
2/9/2023	<0.001			<0.001			<0.001		
8/16/2023	<0.001	<0.001	<0.001	<0.001	<0.001		<0.001		
8/17/2023						<0.001		0.0014	
2/21/2024	<0.001				<0.001	<0.001		<0.001	
2/22/2024		<0.001	<0.001				<0.001		
2/23/2024				<0.001					
6/12/2024									0.047
8/21/2024					<0.001	0.0002 (J)		<0.001	
8/22/2024	<0.001			0.0014			0.00019 (J)		
8/23/2024		<0.001	<0.001						
11/7/2024									0.00063 (J)
2/25/2025				0.00039 (J)					
2/26/2025	<0.001	<0.001							
2/27/2025			<0.001		<0.001	<0.001	<0.001	0.001	<0.001
7/31/2025				0.00029 (J)					
8/13/2025	<0.001	<0.001	<0.001					0.00026 (J)	<0.001
8/14/2025					<0.001	<0.001	<0.001		
2/18/2026					<0.001	<0.001	<0.001	<0.001	<0.001
2/19/2026	<0.001	<0.001	<0.001						

ND substitution: RL or RL/2 if <15% NDs.

Time Series

Constituent: Lead (mg/L) Analysis Run 5/6/2026 8:29 PM

Plant Yates Client: Southern Company Data: Yates AMA-R6

	PZ-55
10/12/2017	
11/21/2017	
1/11/2018	
2/20/2018	
4/3/2018	
6/29/2018	
8/6/2018	
9/24/2018	
9/26/2019	
3/25/2020	
9/23/2020	
9/24/2020	
9/25/2020	
2/9/2021	
2/10/2021	
3/3/2021	
3/4/2021	
5/13/2021	
8/25/2021	
8/26/2021	
9/1/2021	
9/3/2021	
11/4/2021	
2/10/2022	
2/11/2022	
4/4/2022	
4/7/2022	
8/31/2022	
9/1/2022	
2/8/2023	
2/9/2023	
8/16/2023	
8/17/2023	
2/21/2024	
2/22/2024	<0.001
2/23/2024	
6/12/2024	
8/21/2024	<0.001
8/22/2024	
8/23/2024	
11/7/2024	
2/25/2025	
2/26/2025	
2/27/2025	<0.001
7/31/2025	
8/13/2025	
8/14/2025	<0.001
2/18/2026	
2/19/2026	0.00071 (J)

ND substitution: RL or RL/2 if <15% NDs.

Time Series

Constituent: Lithium (mg/L) Analysis Run 5/6/2026 8:29 PM

Plant Yates Client: Southern Company Data: Yates AMA-R6

	GWA-2 (bg)	YGWA-1D (bg)	YGWA-1I (bg)	YGWA-2I (bg)	YGWA-3D (bg)	YGWA-3I (bg)	YGWA-4I (bg)	YGWA-5D (bg)	YGWA-5I (bg)
6/1/2016		0.015	<0.03			0.01			
6/2/2016					0.018		0.013	0.0049 (J)	<0.15
7/25/2016			0.002 (J)			0.0132 (J)			
7/26/2016		0.0135 (J)			0.0221 (J)		0.0123 (J)	0.0063 (J)	0.0027 (J)
8/31/2016	<0.15								
9/13/2016		0.0112 (J)	<0.03						
9/14/2016				0.004 (J)		0.012 (J)	0.0137 (J)	0.0058 (J)	0.0029 (J)
9/15/2016					0.0197 (J)				
11/1/2016		0.0163 (J)			0.0194 (J)	0.0115 (J)			
11/2/2016							0.0136 (J)	0.0053 (J)	
11/4/2016			<0.03	<0.03					<0.15
11/28/2016	<0.15								
12/15/2016				0.0026 (J)					
1/10/2017									
1/11/2017		0.0166 (J)			0.0177 (J)	0.0085 (J)			
1/12/2017								0.0054 (J)	0.0032 (J)
1/13/2017							0.0121 (J)		
1/16/2017			0.0023 (J)	0.0023 (J)					
2/22/2017	<0.15								
3/1/2017						0.0114 (J)			
3/2/2017		0.0159 (J)	0.0025 (J)		0.0185 (J)				
3/3/2017				0.0013 (J)					
3/6/2017							0.0143 (J)		
3/7/2017								0.0056 (J)	0.0035 (J)
3/8/2017									
4/26/2017					0.0183 (J)	0.0092 (J)			
4/27/2017		0.0137 (J)	0.0027 (J)						
4/28/2017				0.0031 (J)					
5/1/2017							0.0132 (J)	0.0031 (J)	
5/2/2017									0.0031 (J)
5/8/2017	0.0014 (J)								
5/26/2017				0.0038 (J)					
6/27/2017		0.0094 (J)	0.0024 (J)					0.0018 (J)	0.0029 (J)
6/28/2017				0.0026 (J)	0.0173 (J)	0.0085 (J)			
6/29/2017							0.0145 (J)		
6/30/2017									
7/17/2017	<0.15								
10/16/2017	0.0016 (J)								
2/19/2018	<0.15								
3/27/2018			0.0023 (J)						
3/28/2018				0.0025 (J)	0.02 (J)	0.013 (J)			
3/29/2018		0.0078 (J)					0.014 (J)	0.0058 (J)	0.0034 (J)
6/5/2018		0.0079 (J)							
6/6/2018			0.0024 (J)					0.0068 (J)	
6/7/2018				0.0017 (J)	0.02 (J)		0.013 (J)		0.0032 (J)
6/8/2018						0.012 (J)			
8/6/2018	<0.15								
9/26/2018							0.014 (J)	0.0065 (J)	0.0032 (J)
10/1/2018		0.0053 (J)	0.0023 (J)	<0.03	0.02 (J)	0.011 (J)			
2/26/2019									
2/27/2019		0.0093 (J)	0.0023 (J)	0.0011 (J)	0.021 (J)	0.014 (J)			
3/4/2019							0.015 (J)	0.0065 (J)	0.0032 (J)

ND substitution: RL or RL/2 if <15% NDs.

Time Series

Constituent: Lithium (mg/L) Analysis Run 5/6/2026 8:29 PM

Plant Yates Client: Southern Company Data: Yates AMA-R6

	GWA-2 (bg)	YGWA-1D (bg)	YGWA-1I (bg)	YGWA-2I (bg)	YGWA-3D (bg)	YGWA-3I (bg)	YGWA-4I (bg)	YGWA-5D (bg)	YGWA-5I (bg)
3/28/2019		0.013 (J)	0.0022 (J)						
3/29/2019				0.0016 (J)					
4/1/2019					0.021 (J)	0.013 (J)			
4/3/2019							0.014 (J)	0.007 (J)	0.0035 (J)
8/19/2019	0.0019 (J)								
9/24/2019		0.0046 (J)	0.0023 (J)	0.0011 (J)				0.0065 (J)	0.0031 (J)
9/25/2019					0.02 (J)	0.01 (J)	0.014 (J)		
10/8/2019	0.0015 (J)								
2/10/2020		0.011 (J)	0.0023 (J)						
2/11/2020				0.0012 (J)		0.013 (J)			
2/12/2020					0.019 (J)		0.011 (J)	0.0066 (J)	0.0032 (J)
3/17/2020	0.0017 (J)								
3/18/2020			0.0024 (J)						
3/19/2020		0.013 (J)		0.0022 (J)	0.023 (J)	0.014 (J)			
3/24/2020								0.0064 (J)	0.0033 (J)
3/25/2020							0.014 (J)		
8/26/2020	0.0032 (J)								
9/22/2020	0.0029 (J)						0.013 (J)	0.0066 (J)	0.0034 (J)
9/23/2020		0.014 (J)	0.0024 (J)	0.0016 (J)	0.023 (J)	0.013 (J)			
9/25/2020									
2/8/2021								0.0063 (J)	0.0032 (J)
2/9/2021							0.011 (J)		
2/10/2021				0.0039 (J)	0.023 (J)	0.015 (J)			
2/12/2021		0.01 (J)	0.0025 (J)						
3/2/2021	0.0033 (J)							0.0018 (J)	0.0031 (J)
3/3/2021		0.012 (J)	0.0025 (J)	0.0016 (J)	0.024 (J)	0.017 (J)	0.012 (J)		
8/19/2021		0.013 (J)	0.0023 (J)		0.023 (J)				
8/20/2021	0.0028 (J)								
8/26/2021							0.0094 (J)	0.0075 (J)	0.0032 (J)
8/27/2021				0.0058 (J)		0.026 (J)			
2/8/2022	0.0031 (J)								
2/9/2022		0.013 (J)	0.0027 (J)	0.006 (J)	0.026 (J)	0.021 (J)			
2/10/2022								0.0076 (J)	0.0036 (J)
2/11/2022							0.012 (J)		
8/30/2022	0.0025 (J)	0.013 (J)		0.0044 (J)				0.0068 (J)	0.0035 (J)
8/31/2022			<0.03		0.021 (J)	0.022 (J)	0.013 (J)		
2/7/2023	0.0022 (J)	0.006 (J)	0.0029 (J)	0.0047 (J)				0.0059 (J)	
2/8/2023					0.023 (J)	0.018 (J)			
2/9/2023							0.014 (J)		0.0036 (J)
8/15/2023	<0.15	0.0079 (J)	0.002 (J)	<0.03	0.023 (J)		0.0083 (J)	0.0059 (J)	<0.15
8/16/2023						0.025 (J)			
2/20/2024	0.0024 (J)	0.0071 (J)	<0.03	0.0021 (J)	0.021 (J)	0.02 (J)	0.014 (J)	0.0056 (J)	0.0033 (J)
2/23/2024									
8/20/2024		0.0037 (J)	0.0023 (J)	<0.03	0.021 (J)	0.017 (J)	0.011 (J)	0.0024 (J)	0.0031 (J)
2/25/2025		0.00366 (J)	0.0027 (J)	0.00111 (J)	0.0219 (J)	0.0168 (J)	0.0125 (J)	0.00582 (J)	0.00364 (J)
8/12/2025		0.00853	0.0025	0.00344	0.021	0.0171	0.014	0.00438	0.00324
2/17/2026		0.00818	0.00348	0.00349	0.0284	0.0246	0.0186	0.00429	0.00433

ND substitution: RL or RL/2 if <15% NDs.

Time Series

Constituent: Lithium (mg/L) Analysis Run 5/6/2026 8:29 PM

Plant Yates Client: Southern Company Data: Yates AMA-R6

	YGWA-14S (bg)
6/1/2016	
6/2/2016	<0.002
7/25/2016	
7/26/2016	<0.002
8/31/2016	
9/13/2016	
9/14/2016	
9/15/2016	<0.002
11/1/2016	
11/2/2016	<0.002
11/4/2016	
11/28/2016	
12/15/2016	
1/10/2017	<0.002
1/11/2017	
1/12/2017	
1/13/2017	
1/16/2017	
2/22/2017	
3/1/2017	
3/2/2017	
3/3/2017	
3/6/2017	
3/7/2017	
3/8/2017	<0.002
4/26/2017	<0.002
4/27/2017	
4/28/2017	
5/1/2017	
5/2/2017	
5/8/2017	
5/26/2017	
6/27/2017	
6/28/2017	
6/29/2017	
6/30/2017	<0.002
7/17/2017	
10/16/2017	
2/19/2018	
3/27/2018	<0.002
3/28/2018	
3/29/2018	
6/5/2018	
6/6/2018	
6/7/2018	
6/8/2018	<0.002
8/6/2018	
9/26/2018	
10/1/2018	<0.002
2/26/2019	<0.002
2/27/2019	
3/4/2019	

ND substitution: RL or RL/2 if <15% NDs.

Time Series

Constituent: Lithium (mg/L) Analysis Run 5/6/2026 8:29 PM

Plant Yates Client: Southern Company Data: Yates AMA-R6

	YGWA-14S (bg)
3/28/2019	
3/29/2019	<0.002
4/1/2019	
4/3/2019	
8/19/2019	
9/24/2019	
9/25/2019	<0.002
10/8/2019	
2/10/2020	
2/11/2020	
2/12/2020	<0.002
3/17/2020	
3/18/2020	<0.002
3/19/2020	
3/24/2020	
3/25/2020	
8/26/2020	
9/22/2020	
9/23/2020	
9/25/2020	<0.002
2/8/2021	
2/9/2021	
2/10/2021	<0.002
2/12/2021	
3/2/2021	<0.002
3/3/2021	
8/19/2021	<0.002
8/20/2021	
8/26/2021	
8/27/2021	
2/8/2022	
2/9/2022	
2/10/2022	<0.002
2/11/2022	
8/30/2022	
8/31/2022	<0.002
2/7/2023	
2/8/2023	<0.002
2/9/2023	
8/15/2023	<0.002
8/16/2023	
2/20/2024	
2/23/2024	<0.002
8/20/2024	<0.002
2/25/2025	<0.002
8/12/2025	<0.002
2/17/2026	<0.002

ND substitution: RL or RL/2 if <15% NDs.

Time Series

Constituent: Lithium (mg/L) Analysis Run 5/6/2026 8:29 PM

Plant Yates Client: Southern Company Data: Yates AMA-R6

	YGWA-17S (bg)	YGWA-18I (bg)	YGWA-18S (bg)	YGWA-20S (bg)	YGWA-21I (bg)	YGWA-30I (bg)	YGWA-39 (bg)	YGWA-40 (bg)	YGWA-47 (bg)
6/2/2016						<0.03			
6/6/2016		0.0088	0.015						
6/7/2016	<0.002			<0.002	0.0055				
7/25/2016						<0.03			
7/27/2016	<0.002	0.0087 (J)	0.0049 (J)	<0.002					
7/28/2016					0.0045 (J)				
8/30/2016									0.0061 (J)
9/16/2016	<0.002		0.0031 (J)						
9/19/2016		0.0043 (J)		<0.002	0.0054 (J)	<0.03			
11/1/2016						<0.03			
11/2/2016				<0.002					
11/3/2016	<0.002	<0.15	0.0021 (J)		<0.05				
11/14/2016									0.0064 (J)
1/11/2017	0.0035 (J)	0.0052 (J)	0.0025 (J)						
1/13/2017				<0.002	0.0062 (J)				
1/16/2017						<0.03			
2/21/2017						<0.03			
2/24/2017									0.0049 (J)
3/1/2017		0.0053 (J)	0.0029 (J)						
3/2/2017	<0.002								
3/6/2017				<0.002	0.0059 (J)				
4/26/2017		0.0041 (J)	0.0019 (J)	<0.002	0.0054 (J)	<0.03			
5/2/2017	<0.002								
5/8/2017									0.0053 (J)
6/28/2017		0.0039 (J)	0.0016 (J)						
6/29/2017	<0.002			<0.002	0.0047 (J)				
6/30/2017						<0.03			
7/11/2017									0.0051 (J)
10/10/2017									0.0043 (J)
10/11/2017							0.0018 (J)		
10/12/2017								<0.03	
11/20/2017							0.0018 (J)	<0.03	
1/10/2018								<0.03	
1/11/2018							0.0019 (J)		
1/12/2018									
2/19/2018								<0.03	
2/20/2018							<0.05		
3/27/2018						0.0011 (J)			
3/28/2018	<0.002	0.0041 (J)	0.0024 (J)						
3/29/2018				<0.002	0.0062 (J)				
4/2/2018									0.0045 (J)
4/3/2018							0.0022 (J)	<0.03	
6/5/2018					0.0061 (J)				
6/6/2018				<0.002					
6/7/2018		0.0032 (J)							
6/11/2018	<0.002		0.0014 (J)			0.0012 (J)			
6/28/2018							0.0026 (J)	<0.03	
8/7/2018							0.0024 (J)	<0.03	
9/19/2018									0.0043 (J)
9/24/2018							0.0022 (J)	<0.03	
9/25/2018	<0.002	0.0036 (J)	0.0016 (J)	<0.002	0.0062 (J)				
10/2/2018						<0.03			

ND substitution: RL or RL/2 if <15% NDs.

Time Series

Constituent: Lithium (mg/L) Analysis Run 5/6/2026 8:29 PM

Plant Yates Client: Southern Company Data: Yates AMA-R6

	YGWA-17S (bg)	YGWA-18I (bg)	YGWA-18S (bg)	YGWA-20S (bg)	YGWA-21I (bg)	YGWA-30I (bg)	YGWA-39 (bg)	YGWA-40 (bg)	YGWA-47 (bg)
2/26/2019						0.0011 (J)			
3/5/2019	<0.002		0.0031 (J)	<0.002	0.0053 (J)				
3/6/2019		0.0033 (J)							
4/1/2019						0.001 (J)			
4/2/2019	<0.002				0.0051 (J)				
4/3/2019		0.0035 (J)	0.0028 (J)	<0.002					
8/20/2019									0.0036 (J)
8/21/2019							0.0035 (J)	<0.03	
8/22/2019									
9/24/2019					0.0068 (J)				
9/25/2019	<0.002			<0.002		0.0011 (J)			
9/26/2019		0.0032 (J)	0.0029 (J)						
10/8/2019									0.0036 (J)
10/9/2019							0.0036 (J)	<0.03	
2/11/2020	<0.002	0.0033 (J)	0.005 (J)						
2/12/2020				<0.002	0.0065 (J)	0.0013 (J)	0.0041 (J)	<0.03	
2/14/2020									
3/17/2020									0.0046 (J)
3/19/2020						0.0012 (J)			
3/24/2020	0.0034 (J)	0.0033 (J)	0.0035 (J)	<0.002	0.0064 (J)			<0.03	
3/25/2020							0.0049 (J)		
8/27/2020									0.0039 (J)
9/22/2020									0.0036 (J)
9/23/2020	<0.002	0.003 (J)	0.0022 (J)						
9/24/2020				<0.002	0.0069 (J)	0.0011 (J)	0.0054 (J)	<0.03	
9/25/2020									
2/9/2021	<0.002	0.0031 (J)	0.0019 (J)	<0.002	0.006 (J)				
2/10/2021							0.0071 (J)	<0.03	
2/11/2021						0.0012 (J)			
3/1/2021						0.0011 (J)			0.0037 (J)
3/3/2021	<0.002	0.0034 (J)	0.0021 (J)	<0.002					
3/4/2021					0.0062 (J)		0.0084 (J)	<0.03	
8/19/2021						0.0012 (J)			0.0038 (J)
8/26/2021			0.0019 (J)				0.0082 (J)		
8/27/2021	<0.002	0.0032 (J)		<0.002					
9/1/2021					0.0057 (J)				
9/3/2021								<0.03	
2/8/2022							0.008 (J)	0.00076 (J)	0.0039 (J)
2/9/2022	<0.002	0.0032 (J)	0.0015 (J)	0.00082 (J)	0.0061 (J)				
2/10/2022									
2/11/2022						0.0014 (J)			
8/30/2022	<0.002	0.0036 (J)	0.0014 (J)		0.0079 (J)				
8/31/2022				<0.002		0.0012 (J)	0.0065 (J)	<0.03	0.0037 (J)
9/1/2022									
2/7/2023	<0.002	0.003 (J)	0.0012 (J)	<0.002	0.0059 (J)		0.0065 (J)		
2/8/2023						0.0011 (J)		0.00074 (J)	0.0037 (J)
8/15/2023	<0.002	<0.15	0.00077 (J)	<0.002	0.0062 (J)		0.0064 (J)	<0.03	0.004 (J)
8/16/2023						<0.03			
2/20/2024	<0.002	0.0038 (J)		<0.002	0.0062 (J)	<0.03	0.0059 (J)	<0.03	0.0036 (J)
2/22/2024									
2/23/2024			<0.03						
8/20/2024	<0.002	0.0032 (J)		<0.002	0.0057 (J)	<0.03			0.0036 (J)

ND substitution: RL or RL/2 if <15% NDs.

Time Series

Constituent: Lithium (mg/L) Analysis Run 5/6/2026 8:29 PM

Plant Yates Client: Southern Company Data: Yates AMA-R6

	YGWA-17S (bg)	YGWA-18I (bg)	YGWA-18S (bg)	YGWA-20S (bg)	YGWA-21I (bg)	YGWA-30I (bg)	YGWA-39 (bg)	YGWA-40 (bg)	YGWA-47 (bg)
8/21/2024			0.0032 (J)				0.0055 (J)	<0.03	
8/23/2024									
2/25/2025	<0.002	0.00373 (J)	0.00129 (J)	<0.002	0.0067 (J)	0.00127 (J)	0.00608 (J)	0.000836 (J)	0.00393 (J)
2/26/2025									
8/12/2025	<0.002	0.00308	0.00179 (J)	<0.002	0.00681	0.00127 (J)	0.00534	0.000801 (J)	0.004
8/14/2025									
2/17/2026	<0.002	0.00378	0.00295	0.000604 (J)	0.00743	0.00128 (J)	0.00703	0.000828 (J)	0.00385
2/18/2026									

ND substitution: RL or RL/2 if <15% NDs.

Time Series

Constituent: Lithium (mg/L) Analysis Run 5/6/2026 8:29 PM

Plant Yates Client: Southern Company Data: Yates AMA-R6

	YGWC-38
6/2/2016	
6/6/2016	
6/7/2016	
7/25/2016	
7/27/2016	
7/28/2016	
8/30/2016	
9/16/2016	
9/19/2016	
11/1/2016	
11/2/2016	
11/3/2016	
11/14/2016	
1/11/2017	
1/13/2017	
1/16/2017	
2/21/2017	
2/24/2017	
3/1/2017	
3/2/2017	
3/6/2017	
4/26/2017	
5/2/2017	
5/8/2017	
6/28/2017	
6/29/2017	
6/30/2017	
7/11/2017	
10/10/2017	
10/11/2017	
10/12/2017	0.0095 (J)
11/20/2017	0.0083 (J)
1/10/2018	
1/11/2018	
1/12/2018	0.0089 (J)
2/19/2018	
2/20/2018	0.0082 (J)
3/27/2018	
3/28/2018	
3/29/2018	
4/2/2018	
4/3/2018	0.0097 (J)
6/5/2018	
6/6/2018	
6/7/2018	
6/11/2018	
6/28/2018	0.0093 (J)
8/7/2018	0.0092 (J)
9/19/2018	
9/24/2018	0.0083 (J)
9/25/2018	
10/2/2018	

Time Series

Constituent: Lithium (mg/L) Analysis Run 5/6/2026 8:29 PM

Plant Yates Client: Southern Company Data: Yates AMA-R6

	YGWC-38
2/26/2019	
3/5/2019	
3/6/2019	
4/1/2019	
4/2/2019	
4/3/2019	
8/20/2019	
8/21/2019	
8/22/2019	0.0082 (J)
9/24/2019	
9/25/2019	
9/26/2019	
10/8/2019	
10/9/2019	0.0081 (J)
2/11/2020	
2/12/2020	
2/14/2020	0.0076 (J)
3/17/2020	
3/19/2020	
3/24/2020	
3/25/2020	0.0081 (J)
8/27/2020	
9/22/2020	
9/23/2020	
9/24/2020	
9/25/2020	0.0069 (J)
2/9/2021	0.0067 (J)
2/10/2021	
2/11/2021	
3/1/2021	
3/3/2021	
3/4/2021	0.0067 (J)
8/19/2021	
8/26/2021	0.007 (J)
8/27/2021	
9/1/2021	
9/3/2021	
2/8/2022	
2/9/2022	
2/10/2022	0.0068 (J)
2/11/2022	
8/30/2022	
8/31/2022	
9/1/2022	0.006 (J)
2/7/2023	
2/8/2023	0.0058 (J)
8/15/2023	
8/16/2023	0.0058 (J)
2/20/2024	
2/22/2024	0.0058 (J)
2/23/2024	
8/20/2024	

Time Series

Constituent: Lithium (mg/L) Analysis Run 5/6/2026 8:29 PM

Plant Yates Client: Southern Company Data: Yates AMA-R6

	YGWC-38
8/21/2024	
8/23/2024	0.0052 (J)
2/25/2025	
2/26/2025	0.00621 (J)
8/12/2025	
8/14/2025	0.00561
2/17/2026	
2/18/2026	0.0059

Time Series

Constituent: Lithium (mg/L) Analysis Run 5/6/2026 8:29 PM

Plant Yates Client: Southern Company Data: Yates AMA-R6

	YGWC-41	YGWC-23S	YGWC-24SB	YGWC-36A	YGWC-42	YGWC-43	YGWC-49	YGWC-50	YAMW-1
6/7/2016		<0.005							
6/8/2016			<0.002						
7/28/2016		0.0019 (J)							
8/1/2016			<0.002						
8/30/2016					0.0257 (J)				
8/31/2016						0.006 (J)			
9/1/2016							0.0034 (J)		
9/2/2016				0.0029 (J)					
9/20/2016		0.0021 (J)	<0.002						
11/8/2016		0.0024 (J)	<0.002						
11/14/2016				0.0044 (J)					
11/15/2016							0.0044 (J)		
11/16/2016					0.0221 (J)	0.0095 (J)			
1/16/2017		0.0022 (J)							
1/17/2017			<0.002						
2/24/2017						0.0104 (J)			
2/27/2017					0.0208 (J)		0.0036 (J)		
2/28/2017				0.0038 (J)					
3/8/2017			<0.002						
3/9/2017		0.0025 (J)							
5/2/2017		0.0019 (J)	<0.002						
5/9/2017				0.0057 (J)			0.0038 (J)		
5/10/2017					0.0316 (J)	0.0123 (J)			
7/7/2017			<0.002						
7/10/2017		0.0018 (J)							
7/11/2017					0.0281 (J)	0.0131 (J)			
7/13/2017				0.007 (J)			0.0036 (J)		
9/22/2017				0.0067 (J)					
9/29/2017				0.0064 (J)					
10/6/2017				0.0065 (J)					
10/11/2017							0.0036 (J)		
10/12/2017	0.004 (J)				0.0331 (J)	0.013 (J)			
11/21/2017	0.0043 (J)								
1/11/2018	0.0044 (J)								
2/19/2018	<0.05								
3/30/2018		0.0039 (J)	<0.002	0.0061 (J)					
4/3/2018	0.0047 (J)								
4/4/2018					0.037 (J)	0.016 (J)	0.0039 (J)		
6/12/2018		0.0017 (J)	<0.002						
6/13/2018				0.0065 (J)					
6/27/2018	0.0042 (J)								
8/7/2018	0.0038 (J)								
9/20/2018					0.049 (J)	0.019 (J)	0.0036 (J)		
9/24/2018	0.0037 (J)								
9/26/2018			<0.002	0.0063 (J)					
9/27/2018		0.0017 (J)							
10/16/2018									0.0052 (J)
3/5/2019			<0.002						
3/6/2019		0.0025 (J)		0.0057 (J)					
4/4/2019		0.0018 (J)	<0.002	0.0058 (J)					
8/21/2019						0.015 (J)			
8/22/2019	0.0035 (J)				0.047				

ND substitution: RL or RL/2 if <15% NDs.

Time Series

Constituent: Lithium (mg/L) Analysis Run 5/6/2026 8:29 PM

Plant Yates Client: Southern Company Data: Yates AMA-R6

	YGWC-41	YGWC-23S	YGWC-24SB	YGWC-36A	YGWC-42	YGWC-43	YGWC-49	YGWC-50	YAMW-1
9/26/2019			<0.002	0.0041 (J)			0.0036 (J)		<0.03
9/27/2019		0.0017 (J)							
10/9/2019	0.0032 (J)				0.037	0.018 (J)			
2/13/2020			<0.002						
2/14/2020	0.0029 (J)			0.0024 (J)	0.038				
2/17/2020		0.0021 (J)				0.015 (J)	0.0032 (J)		
3/25/2020	0.0029 (J)			0.0032 (J)	0.045	0.016 (J)	0.0037 (J)		0.0011 (J)
3/26/2020		0.0021 (J)	<0.002						
9/23/2020			<0.002						
9/24/2020		0.0035 (J)			0.05		0.0037 (J)		0.011 (J)
9/25/2020	0.0025 (J)					0.018 (J)			
10/7/2020				0.0014 (J)					
2/9/2021		0.0026 (J)	<0.002			0.024 (J)	0.0038 (J)		0.021 (J)
2/10/2021	0.0021 (J)			0.0011 (J)	0.058				
3/3/2021			<0.002						0.022 (J)
3/4/2021	0.0021 (J)	0.0026 (J)		<0.03	0.059	0.025 (J)	0.0035 (J)		
8/25/2021		0.0026 (J)			0.053				
8/26/2021	0.0021 (J)								
9/1/2021			<0.002				0.0036 (J)		0.013 (J)
9/3/2021				0.00086 (J)					
9/27/2021						0.0092 (J)			
2/8/2022	0.0023 (J)					0.016 (J)	0.0036 (J)		
2/10/2022		0.0029 (J)	<0.002		0.052				0.014 (J)
2/11/2022				0.00093 (J)					
8/31/2022							0.0031 (J)		0.021 (J)
9/1/2022	0.0019 (J)	0.0025 (J)		0.00089 (J)	0.054	0.014 (J)			
2/8/2023	0.0021 (J)	0.0028 (J)			0.046	0.015 (J)			
2/9/2023				0.001 (J)			0.0033 (J)		0.019 (J)
2/10/2023			<0.002						
8/16/2023	0.0021 (J)	0.0024 (J)	<0.002	0.0014 (J)	0.054	0.015 (J)	0.003 (J)		0.016 (J)
8/17/2023								0.0033 (J)	
12/20/2023								0.0035 (J)	
2/21/2024		0.0024 (J)					0.0029 (J)		
2/22/2024	0.0026 (J)				0.049	0.015 (J)		0.0036 (J)	
2/23/2024			<0.002	0.0017 (J)					0.017 (J)
6/10/2024								0.0033 (J)	
8/21/2024		0.0023 (J)							
8/22/2024			<0.002	0.002 (J)	0.051	0.015 (J)	0.0029 (J)		0.016 (J)
8/23/2024	0.002 (J)							0.0031 (J)	
11/26/2024								0.0032 (J)	
2/26/2025	0.00235 (J)			0.00237 (J)	0.0556		0.0033 (J)	0.00277 (J)	0.0285 (J)
2/27/2025		0.00324 (J)				0.0189 (J)			
3/17/2025			0.000839 (J)						
5/21/2025								0.00292 (J)	
7/31/2025									0.0506
8/12/2025				0.00244					
8/13/2025	0.00235	0.00311			0.0535				
8/14/2025			<0.002			0.0171	0.00318		
10/8/2025								0.002	
2/18/2026			0.000773 (J)	0.00269		0.0172			0.0196
2/19/2026	0.00259	0.00311			0.0383		0.00335	0.00232	

ND substitution: RL or RL/2 if <15% NDs.

Time Series

Constituent: Lithium (mg/L) Analysis Run 5/6/2026 8:29 PM

Plant Yates Client: Southern Company Data: Yates AMA-R6

	YAMW-2
6/7/2016	
6/8/2016	
7/28/2016	
8/1/2016	
8/30/2016	
8/31/2016	
9/1/2016	
9/2/2016	
9/20/2016	
11/8/2016	
11/14/2016	
11/15/2016	
11/16/2016	
1/16/2017	
1/17/2017	
2/24/2017	
2/27/2017	
2/28/2017	
3/8/2017	
3/9/2017	
5/2/2017	
5/9/2017	
5/10/2017	
7/7/2017	
7/10/2017	
7/11/2017	
7/13/2017	
9/22/2017	
9/29/2017	
10/6/2017	
10/11/2017	
10/12/2017	
11/21/2017	
1/11/2018	
2/19/2018	
3/30/2018	
4/3/2018	
4/4/2018	
6/12/2018	
6/13/2018	
6/27/2018	
8/7/2018	
9/20/2018	
9/24/2018	
9/26/2018	
9/27/2018	
10/16/2018	
3/5/2019	
3/6/2019	
4/4/2019	
8/21/2019	
8/22/2019	

Time Series

Constituent: Lithium (mg/L) Analysis Run 5/6/2026 8:29 PM

Plant Yates Client: Southern Company Data: Yates AMA-R6

	YAMW-2
9/26/2019	
9/27/2019	
10/9/2019	
2/13/2020	
2/14/2020	
2/17/2020	
3/25/2020	
3/26/2020	
9/23/2020	<0.03
9/24/2020	
9/25/2020	
10/7/2020	
2/9/2021	<0.03
2/10/2021	
3/3/2021	<0.03
3/4/2021	
8/25/2021	
8/26/2021	
9/1/2021	<0.03
9/3/2021	
9/27/2021	
2/8/2022	
2/10/2022	<0.03
2/11/2022	
8/31/2022	
9/1/2022	<0.03
2/8/2023	<0.03
2/9/2023	
2/10/2023	
8/16/2023	
8/17/2023	<0.03
12/20/2023	
2/21/2024	
2/22/2024	<0.03
2/23/2024	
6/10/2024	
8/21/2024	<0.03
8/22/2024	
8/23/2024	
11/26/2024	
2/26/2025	<0.03
2/27/2025	
3/17/2025	
5/21/2025	
7/31/2025	
8/12/2025	
8/13/2025	0.00091 (J)
8/14/2025	
10/8/2025	
2/18/2026	
2/19/2026	0.000757 (J)

ND substitution: RL or RL/2 if <15% NDs.

Time Series

Constituent: Lithium (mg/L) Analysis Run 5/6/2026 8:29 PM

Plant Yates Client: Southern Company Data: Yates AMA-R6

	YAMW-3	YAMW-4	YAMW-5	PZ-35	PZ-37D	PZ-37	PZ-51	PZ-52D	PZ-54D
10/12/2017						0.0271 (J)			
11/21/2017						0.0255 (J)			
1/11/2018						0.0271 (J)			
2/20/2018						<0.25			
4/3/2018						0.027 (J)			
6/29/2018						0.032 (J)			
8/6/2018						0.033 (J)			
9/24/2018						0.028 (J)			
10/16/2018				0.0011 (J)					
9/26/2019				<0.03					
3/25/2020				0.011 (J)					
9/23/2020		0.03 (J)							
9/24/2020			0.013 (J)	0.001 (J)					
9/25/2020						0.028 (J)			
2/9/2021		0.018 (J)	0.016 (J)			0.024 (J)			
2/10/2021				0.0012 (J)					
3/3/2021		0.02 (J)							
3/4/2021			0.016 (J)	0.0015 (J)		0.028 (J)			
5/13/2021					0.011 (J)				
8/25/2021		0.033				0.023 (J)			
8/26/2021			0.015 (J)						
9/1/2021				0.0019 (J)					
9/3/2021					0.013 (J)				
11/4/2021								0.016 (J)	
11/17/2021	0.046 (OX)						0.0049 (J)		
12/9/2021	0.042								
2/10/2022	0.054	0.036	0.015 (J)	0.0021 (J)		0.017 (J)	0.006 (J)		
2/11/2022					0.0087 (J)			0.015 (J)	
4/4/2022						0.013 (J)			
4/7/2022						0.015 (J)			
8/31/2022				0.0025 (J)					
9/1/2022	0.041	0.032	0.013 (J)		0.0044 (J)	0.016 (J)	0.0051 (J)	0.023 (J)	
2/8/2023		0.033	0.014 (J)		0.0088 (J)	0.013 (J)		0.025 (J)	
2/9/2023	0.048			0.0026 (J)			0.0045 (J)		
8/16/2023	0.04	0.033	0.014 (J)	0.0026 (J)	0.0095 (J)		0.0048 (J)		
8/17/2023						0.016 (J)		0.029 (J)	
2/21/2024	0.047				0.009 (J)	0.015 (J)		0.027 (J)	
2/22/2024		0.036	0.014 (J)				0.005 (J)		
2/23/2024				0.0032 (J)					
6/12/2024									0.022 (J)
8/21/2024					0.0068 (J)	0.017 (J)		0.029 (J)	
8/22/2024	0.048			0.0028 (J)			0.0053 (J)		
8/23/2024		0.035	0.014 (J)						
11/7/2024									0.027 (J)
2/25/2025				0.00438 (J)					
2/26/2025	0.0573	0.0404							
2/27/2025			0.0168 (J)		0.0102 (J)	0.0172 (J)	0.00602 (J)	0.0331	0.0237 (J)
7/31/2025				0.00322					
8/13/2025	0.0532	0.0373	0.0157					0.0284	0.0206
8/14/2025					0.0131	0.0186	0.00562		
2/18/2026					0.0155	0.0148	0.00603	0.028	0.0158
2/19/2026	0.0528	0.0377	0.0163						

ND substitution: RL or RL/2 if <15% NDs.

Time Series

Constituent: Lithium (mg/L) Analysis Run 5/6/2026 8:29 PM

Plant Yates Client: Southern Company Data: Yates AMA-R6

	PZ-55
10/12/2017	
11/21/2017	
1/11/2018	
2/20/2018	
4/3/2018	
6/29/2018	
8/6/2018	
9/24/2018	
10/16/2018	
9/26/2019	
3/25/2020	
9/23/2020	
9/24/2020	
9/25/2020	
2/9/2021	
2/10/2021	
3/3/2021	
3/4/2021	
5/13/2021	
8/25/2021	
8/26/2021	
9/1/2021	
9/3/2021	
11/4/2021	
11/17/2021	
12/9/2021	
2/10/2022	
2/11/2022	
4/4/2022	
4/7/2022	
8/31/2022	
9/1/2022	
2/8/2023	
2/9/2023	
8/16/2023	
8/17/2023	
2/21/2024	
2/22/2024	0.0034 (J)
2/23/2024	
6/12/2024	
8/21/2024	0.003 (J)
8/22/2024	
8/23/2024	
11/7/2024	
2/25/2025	
2/26/2025	
2/27/2025	0.00343 (J)
7/31/2025	
8/13/2025	
8/14/2025	0.000809 (J)
2/18/2026	
2/19/2026	0.00346

Time Series

Constituent: Mercury (mg/L) Analysis Run 5/6/2026 8:29 PM

Plant Yates Client: Southern Company Data: Yates AMA-R6

	GWA-2 (bg)	YGWA-1D (bg)	YGWA-1I (bg)	YGWA-2I (bg)	YGWA-3D (bg)	YGWA-3I (bg)	YGWA-4I (bg)	YGWA-5D (bg)	YGWA-5I (bg)
5/1/2007	<0.0002								
9/12/2007	<0.0002								
3/20/2008	<0.0002								
8/27/2008	<0.0002								
3/3/2009	<0.0002								
11/18/2009	<0.0002								
3/3/2010	<0.0002								
9/8/2010	<0.0002								
3/10/2011	<0.0002								
9/8/2011	<0.0002								
3/5/2012	<0.0002								
9/10/2012	<0.0002								
2/6/2013	<0.0002								
8/12/2013	<0.0002								
2/5/2014	<0.0002								
8/5/2014	<0.0002								
2/4/2015	<0.0002								
8/3/2015	<0.0002								
2/16/2016	1.36E-05 (J)								
6/1/2016		<0.0002	<0.0002			<0.0002			
6/2/2016					<0.0002		<0.0002	<0.0002	<0.0002
7/21/2016	<0.0002								
7/25/2016			<0.0002			<0.0002			
7/26/2016		<0.0002			<0.0002		<0.0002	<0.0002	<0.0002
8/31/2016	<0.0002								
9/13/2016		<0.0002	<0.0002						
9/14/2016				<0.0002		<0.0002	<0.0002	<0.0002	<0.0002
9/15/2016					<0.0002				
11/1/2016		<0.0002			<0.0002	<0.0002			
11/2/2016							<0.0002	<0.0002	
11/4/2016			<0.0002	<0.0002					<0.0002
11/28/2016	<0.0002								
12/15/2016				<0.0002					
1/10/2017									
1/11/2017		<0.0002			<0.0002	<0.0002			
1/12/2017								<0.0002	<0.0002
1/13/2017							<0.0002		
1/16/2017			<0.0002	<0.0002					
2/22/2017	<0.0002								
3/1/2017						<0.0002			
3/2/2017		<0.0002	<0.0002		6E-05 (J)				
3/3/2017				<0.0002					
3/6/2017							0.00014 (J)		
3/7/2017								0.0001 (J)	0.00013 (J)
3/8/2017									
4/26/2017					<0.0002	<0.0002			
4/27/2017		<0.0002	<0.0002						
4/28/2017				<0.0002					
5/1/2017							<0.0002	<0.0002	
5/2/2017									<0.0002
5/8/2017	<0.0002								
5/26/2017				<0.0002					

ND substitution: RL or RL/2 if <15% NDs.

Time Series

Constituent: Mercury (mg/L) Analysis Run 5/6/2026 8:29 PM

Plant Yates Client: Southern Company Data: Yates AMA-R6

	GWA-2 (bg)	YGWA-1D (bg)	YGWA-1I (bg)	YGWA-2I (bg)	YGWA-3D (bg)	YGWA-3I (bg)	YGWA-4I (bg)	YGWA-5D (bg)	YGWA-5I (bg)
6/27/2017		<0.0002	<0.0002					<0.0002	<0.0002
6/28/2017				<0.0002	<0.0002	<0.0002			
6/29/2017							<0.0002		
6/30/2017									
7/17/2017	<0.0002								
10/16/2017	<0.0002								
2/19/2018	<0.0002								
3/27/2018			<0.0002						
3/28/2018				<0.0002	<0.0002	<0.0002			
3/29/2018		<0.0002					<0.0002	<0.0002	<0.0002
8/6/2018	<0.0002								
9/26/2018							<0.0002	<0.0002	<0.0002
2/25/2019	7.4E-05 (J)								
2/26/2019									
2/27/2019		5.1E-05 (J)	5.4E-05 (J)	<0.0002	6.2E-05 (J)	6.1E-05 (J)			
3/4/2019							<0.0002	<0.0002	<0.0002
3/28/2019		4E-05 (J)	<0.0002						
3/29/2019				<0.0002					
4/1/2019					9.6E-05 (J)	8.4E-05 (J)			
6/12/2019	<0.0002								
8/19/2019	<0.0002								
9/24/2019		<0.0002	<0.0002	<0.0002					
9/25/2019					<0.0002	<0.0002			
10/8/2019	<0.0002								
2/10/2020		<0.0002	<0.0002						
2/11/2020				<0.0002		<0.0002			
2/12/2020					<0.0002		<0.0002	<0.0002	<0.0002
5/6/2020	<0.0002								
8/26/2020	<0.0002								
9/22/2020	<0.0002								
2/8/2021								<0.0002	<0.0002
2/9/2021							<0.0002		
2/10/2021				<0.0002	<0.0002	<0.0002			
2/12/2021		<0.0002	<0.0002						
3/2/2021	<0.0002							<0.0002	<0.0002
3/3/2021							<0.0002		
8/20/2021	<0.0002								
8/26/2021							<0.0002	<0.0002	<0.0002
2/8/2022	<0.0002								
2/9/2022		<0.0002	<0.0002	<0.0002	<0.0002	<0.0002			
2/10/2022								<0.0002	<0.0002
2/11/2022							<0.0002		
8/30/2022	<0.0002	<0.0002		<0.0002				<0.0002	<0.0002
8/31/2022			<0.0002		<0.0002	<0.0002	<0.0002		
2/7/2023	0.00013 (J)	<0.0002	<0.0002	<0.0002				<0.0002	
2/8/2023					<0.0002	<0.0002			
2/9/2023							<0.0002		<0.0002
8/15/2023	<0.0002	0.00015 (J)	0.00015 (J)	0.00015 (J)	0.00014 (J)		0.00013 (J)	0.00015 (J)	0.00014 (J)
8/16/2023						<0.0002			
2/20/2024	<0.0002	<0.0002	<0.0002	<0.0002	<0.0002	<0.0002	<0.0002	<0.0002	<0.0002
2/23/2024									
8/20/2024		<0.0002	<0.0002	<0.0002	<0.0002	<0.0002	<0.0002	<0.0002	<0.0002

ND substitution: RL or RL/2 if <15% NDs.

Time Series

Constituent: Mercury (mg/L) Analysis Run 5/6/2026 8:29 PM

Plant Yates Client: Southern Company Data: Yates AMA-R6

	GWA-2 (bg)	YGWA-1D (bg)	YGWA-1I (bg)	YGWA-2I (bg)	YGWA-3D (bg)	YGWA-3I (bg)	YGWA-4I (bg)	YGWA-5D (bg)	YGWA-5I (bg)
2/25/2025		<0.0002	<0.0002	<0.0002	<0.0002	<0.0002	<0.0002	<0.0002	<0.0002
8/12/2025		<0.0002	<0.0002	<0.0002	<0.0002	<0.0002	<0.0002	<0.0002	<0.0002
2/17/2026		0.00011 (J)	<0.0002	<0.0002	<0.0002	<0.0002	<0.0002	0.0001 (J)	<0.0002

ND substitution: RL or RL/2 if <15% NDs.

Time Series

Constituent: Mercury (mg/L) Analysis Run 5/6/2026 8:29 PM

Plant Yates Client: Southern Company Data: Yates AMA-R6

	YGWA-14S (bg)
5/1/2007	
9/12/2007	
3/20/2008	
8/27/2008	
3/3/2009	
11/18/2009	
3/3/2010	
9/8/2010	
3/10/2011	
9/8/2011	
3/5/2012	
9/10/2012	
2/6/2013	
8/12/2013	
2/5/2014	
8/5/2014	
2/4/2015	
8/3/2015	
2/16/2016	
6/1/2016	
6/2/2016	<0.0002
7/21/2016	
7/25/2016	
7/26/2016	<0.0002
8/31/2016	
9/13/2016	
9/14/2016	
9/15/2016	<0.0002
11/1/2016	
11/2/2016	<0.0002
11/4/2016	
11/28/2016	
12/15/2016	
1/10/2017	<0.0002
1/11/2017	
1/12/2017	
1/13/2017	
1/16/2017	
2/22/2017	
3/1/2017	
3/2/2017	
3/3/2017	
3/6/2017	
3/7/2017	
3/8/2017	0.00012 (J)
4/26/2017	<0.0002
4/27/2017	
4/28/2017	
5/1/2017	
5/2/2017	
5/8/2017	
5/26/2017	

ND substitution: RL or RL/2 if <15% NDs.

Time Series

Constituent: Mercury (mg/L) Analysis Run 5/6/2026 8:29 PM

Plant Yates Client: Southern Company Data: Yates AMA-R6

	YGWA-14S (bg)
6/27/2017	
6/28/2017	
6/29/2017	
6/30/2017	<0.0002
7/17/2017	
10/16/2017	
2/19/2018	
3/27/2018	<0.0002
3/28/2018	
3/29/2018	
8/6/2018	
9/26/2018	
2/25/2019	
2/26/2019	6.1E-05 (J)
2/27/2019	
3/4/2019	
3/28/2019	
3/29/2019	<0.0002
4/1/2019	
6/12/2019	
8/19/2019	
9/24/2019	
9/25/2019	<0.0002
10/8/2019	
2/10/2020	
2/11/2020	
2/12/2020	<0.0002
5/6/2020	
8/26/2020	
9/22/2020	
2/8/2021	
2/9/2021	
2/10/2021	<0.0002
2/12/2021	
3/2/2021	
3/3/2021	
8/20/2021	
8/26/2021	
2/8/2022	
2/9/2022	
2/10/2022	<0.0002
2/11/2022	
8/30/2022	
8/31/2022	<0.0002
2/7/2023	
2/8/2023	<0.0002
2/9/2023	
8/15/2023	0.00016 (J)
8/16/2023	
2/20/2024	
2/23/2024	<0.0002
8/20/2024	<0.0002

ND substitution: RL or RL/2 if <15% NDs.

Time Series

Constituent: Mercury (mg/L) Analysis Run 5/6/2026 8:29 PM

Plant Yates Client: Southern Company Data: Yates AMA-R6

	YGWA-14S (bg)
2/25/2025	<0.0002
8/12/2025	<0.0002
2/17/2026	<0.0002

ND substitution: RL or RL/2 if <15% NDs.

Time Series

Constituent: Mercury (mg/L) Analysis Run 5/6/2026 8:29 PM

Plant Yates Client: Southern Company Data: Yates AMA-R6

	YGWA-17S (bg)	YGWA-18I (bg)	YGWA-18S (bg)	YGWA-20S (bg)	YGWA-21I (bg)	YGWA-30I (bg)	YGWA-39 (bg)	YGWA-40 (bg)	YGWA-47 (bg)
6/2/2016						<0.0002			
6/6/2016		7.4E-05 (J)	7.6E-05 (J)						
6/7/2016	9.5E-05 (J)			9.6E-05 (J)	9.6E-05 (J)				
7/25/2016						<0.0002			
7/27/2016	<0.0002	<0.0002	<0.0002	<0.0002					
7/28/2016					<0.0002				
8/30/2016									<0.0002
9/16/2016	<0.0002		<0.0002						
9/19/2016		<0.0002		<0.0002	<0.0002	<0.0002			
11/1/2016						<0.0002			
11/2/2016				<0.0002					
11/3/2016	<0.0002	<0.0002	<0.0002		<0.0002				
11/14/2016									<0.0002
1/11/2017	<0.0002	<0.0002	<0.0002						
1/13/2017				<0.0002	<0.0002				
1/16/2017						<0.0002			
2/21/2017						<0.0002			
2/24/2017									<0.0002
3/1/2017		<0.0002	<0.0002						
3/2/2017	<0.0002								
3/6/2017				0.00014 (J)	0.00014 (J)				
4/26/2017		<0.0002	<0.0002	<0.0002	<0.0002	<0.0002			
5/2/2017	<0.0002								
5/8/2017									<0.0002
6/28/2017		<0.0002	<0.0002						
6/29/2017	<0.0002			5.3E-05 (J)	<0.0002				
6/30/2017						6E-05 (J)			
7/11/2017									<0.0002
10/10/2017									<0.0002
10/11/2017							<0.0002		
10/12/2017								<0.0002	
11/20/2017							7E-05 (J)	8E-05 (J)	
1/10/2018								<0.0002	
1/11/2018							<0.0002		
1/12/2018									
2/19/2018								<0.0002	
2/20/2018							<0.0002		
3/27/2018						<0.0002			
3/28/2018	<0.0002	<0.0002	<0.0002						
3/29/2018				<0.0002	<0.0002				
4/2/2018									<0.0002
4/3/2018							<0.0002	<0.0002	
6/28/2018							<0.0002	3.6E-05 (J)	
8/7/2018							<0.0002	<0.0002	
9/19/2018									5.3E-05 (J)
9/24/2018							<0.0002	<0.0002	
9/25/2018	<0.0002	<0.0002	<0.0002	<0.0002	<0.0002				
2/26/2019						6.8E-05 (J)			
3/5/2019	<0.0002		<0.0002	<0.0002	<0.0002				
3/6/2019		<0.0002							
4/1/2019						8.2E-05 (J)			
8/20/2019									<0.0002

ND substitution: RL or RL/2 if <15% NDs.

Time Series

Constituent: Mercury (mg/L) Analysis Run 5/6/2026 8:29 PM

Plant Yates Client: Southern Company Data: Yates AMA-R6

	YGWA-17S (bg)	YGWA-18I (bg)	YGWA-18S (bg)	YGWA-20S (bg)	YGWA-21I (bg)	YGWA-30I (bg)	YGWA-39 (bg)	YGWA-40 (bg)	YGWA-47 (bg)
8/21/2019							<0.0002	<0.0002	
8/22/2019									
9/25/2019						<0.0002			
2/11/2020	<0.0002	<0.0002	<0.0002						
2/12/2020				<0.0002	<0.0002	<0.0002	<0.0002	<0.0002	
2/14/2020									
8/27/2020									<0.0002
2/9/2021	<0.0002	<0.0002	<0.0002	<0.0002	<0.0002				
2/10/2021							<0.0002	<0.0002	
2/11/2021						<0.0002			
3/3/2021	<0.0002	<0.0002	<0.0002	<0.0002					
3/4/2021					<0.0002		<0.0002	<0.0002	
8/19/2021									<0.0002
8/26/2021			<0.0002				<0.0002		
8/27/2021	<0.0002	<0.0002		<0.0002					
9/1/2021					<0.0002				
9/3/2021								0.00012 (J)	
2/8/2022							<0.0002	0.00013 (J)	<0.0002
2/9/2022	<0.0002	<0.0002	<0.0002	<0.0002	<0.0002				
2/10/2022									
2/11/2022						<0.0002			
8/30/2022	<0.0002	<0.0002	<0.0002		<0.0002				
8/31/2022				<0.0002		<0.0002	<0.0002	0.00064	<0.0002
9/1/2022									
2/7/2023	0.00018 (J)	0.00013 (J)	0.00017 (J)	0.00015 (J)	0.00017 (J)		<0.0002		
2/8/2023						<0.0002		<0.0002	<0.0002
8/15/2023	<0.0002	0.00014 (J)	0.00015 (J)	<0.0002	<0.0002		<0.0002	0.00037	0.00014 (J)
8/16/2023						<0.0002			
2/20/2024	<0.0002	<0.0002		<0.0002	<0.0002	<0.0002	<0.0002	0.00032	<0.0002
2/22/2024									
2/23/2024			<0.0002						
8/20/2024	<0.0002	<0.0002		<0.0002	<0.0002	<0.0002			<0.0002
8/21/2024			<0.0002				<0.0002	0.00033	
8/23/2024									
2/25/2025	<0.0002	<0.0002	<0.0002	<0.0002	<0.0002	<0.0002	<0.0002	0.00034	<0.0002
2/26/2025									
8/12/2025	<0.0002	<0.0002	<0.0002	<0.0002	<0.0002	<0.0002	<0.0002	0.00035	<0.0002
8/14/2025									
2/17/2026	<0.0002	<0.0002	<0.0002	<0.0002	<0.0002	<0.0002	<0.0002	0.00025	<0.0002
2/18/2026									

ND substitution: RL or RL/2 if <15% NDs.

Time Series

Constituent: Mercury (mg/L) Analysis Run 5/6/2026 8:29 PM

Plant Yates Client: Southern Company Data: Yates AMA-R6

	YGWC-38
6/2/2016	
6/6/2016	
6/7/2016	
7/25/2016	
7/27/2016	
7/28/2016	
8/30/2016	
9/16/2016	
9/19/2016	
11/1/2016	
11/2/2016	
11/3/2016	
11/14/2016	
1/11/2017	
1/13/2017	
1/16/2017	
2/21/2017	
2/24/2017	
3/1/2017	
3/2/2017	
3/6/2017	
4/26/2017	
5/2/2017	
5/8/2017	
6/28/2017	
6/29/2017	
6/30/2017	
7/11/2017	
10/10/2017	
10/11/2017	
10/12/2017	<0.0002
11/20/2017	8E-05 (J)
1/10/2018	
1/11/2018	
1/12/2018	<0.0002
2/19/2018	
2/20/2018	<0.0002
3/27/2018	
3/28/2018	
3/29/2018	
4/2/2018	
4/3/2018	<0.0002
6/28/2018	3.7E-05 (J)
8/7/2018	<0.0002
9/19/2018	
9/24/2018	<0.0002
9/25/2018	
2/26/2019	
3/5/2019	
3/6/2019	
4/1/2019	
8/20/2019	

ND substitution: RL or RL/2 if <15% NDs.

Time Series

Constituent: Mercury (mg/L) Analysis Run 5/6/2026 8:29 PM

Plant Yates Client: Southern Company Data: Yates AMA-R6

	YGWC-38
8/21/2019	
8/22/2019	<0.0002
9/25/2019	
2/11/2020	
2/12/2020	
2/14/2020	<0.0002
8/27/2020	
2/9/2021	<0.0002
2/10/2021	
2/11/2021	
3/3/2021	
3/4/2021	<0.0002
8/19/2021	
8/26/2021	<0.0002
8/27/2021	
9/1/2021	
9/3/2021	
2/8/2022	
2/9/2022	
2/10/2022	<0.0002
2/11/2022	
8/30/2022	
8/31/2022	
9/1/2022	<0.0002
2/7/2023	
2/8/2023	<0.0002
8/15/2023	
8/16/2023	<0.0002
2/20/2024	
2/22/2024	<0.0002
2/23/2024	
8/20/2024	
8/21/2024	
8/23/2024	<0.0002
2/25/2025	
2/26/2025	<0.0002
8/12/2025	
8/14/2025	<0.0002
2/17/2026	
2/18/2026	<0.0002

ND substitution: RL or RL/2 if <15% NDs.

Time Series

Constituent: Mercury (mg/L) Analysis Run 5/6/2026 8:29 PM

Plant Yates Client: Southern Company Data: Yates AMA-R6

	YGWC-41	YGWC-23S	YGWC-24SB	YGWC-36A	YGWC-42	YGWC-43	YGWC-49	YGWC-50	YAMW-1
6/7/2016		9.8E-05 (J)							
6/8/2016			<0.0002						
7/28/2016		<0.0002							
8/1/2016			<0.0002						
8/30/2016					<0.0002				
8/31/2016						<0.0002			
9/1/2016							<0.0002		
9/2/2016				<0.0002					
9/20/2016		<0.0002	<0.0002						
11/8/2016		<0.0002	<0.0002						
11/14/2016				<0.0002					
11/15/2016							<0.0002		
11/16/2016					<0.0002	<0.0002			
1/16/2017		<0.0002							
1/17/2017			<0.0002						
2/24/2017						<0.0002			
2/27/2017					<0.0002		<0.0002		
2/28/2017				<0.0002					
3/8/2017			0.00014 (J)						
3/9/2017		0.00014 (J)							
5/2/2017		<0.0002	<0.0002						
5/9/2017				<0.0002			<0.0002		
5/10/2017					<0.0002	<0.0002			
7/7/2017			<0.0002						
7/10/2017		<0.0002							
7/11/2017					<0.0002	<0.0002			
7/13/2017				<0.0002			<0.0002		
9/22/2017				<0.0002					
9/29/2017				<0.0002					
10/6/2017				<0.0002					
10/11/2017							<0.0002		
10/12/2017	<0.0002				<0.0002	<0.0002			
11/21/2017	6E-05 (J)								
1/11/2018	<0.0002								
2/19/2018	<0.0002								
3/30/2018		<0.0002	<0.0002	<0.0002					
4/3/2018	<0.0002								
4/4/2018					<0.0002	<0.0002	<0.0002		
6/27/2018	<0.0002								
8/7/2018	<0.0002								
9/20/2018					4.8E-05 (J)	5.2E-05 (J)	6.1E-05 (J)		
9/24/2018	<0.0002								
9/26/2018			<0.0002	<0.0002					
9/27/2018		<0.0002							
3/5/2019			<0.0002						
3/6/2019		<0.0002		<0.0002					
8/21/2019						<0.0002			
8/22/2019	<0.0002				<0.0002				
2/13/2020			<0.0002						
2/14/2020	<0.0002			<0.0002	<0.0002				
2/17/2020		<0.0002				<0.0002	<0.0002		
9/23/2020									

ND substitution: RL or RL/2 if <15% NDs.

Time Series

Constituent: Mercury (mg/L) Analysis Run 5/6/2026 8:29 PM

Plant Yates Client: Southern Company Data: Yates AMA-R6

	YGWC-41	YGWC-23S	YGWC-24SB	YGWC-36A	YGWC-42	YGWC-43	YGWC-49	YGWC-50	YAMW-1
9/24/2020									<0.0002
2/9/2021		0.00015 (J)	<0.0002			<0.0002	0.00014 (J)		<0.0002
2/10/2021	<0.0002			<0.0002	<0.0002				
3/3/2021			<0.0002						<0.0002
3/4/2021	<0.0002	<0.0002		<0.0002	<0.0002	<0.0002	<0.0002		
8/25/2021		<0.0002			<0.0002				
8/26/2021	<0.0002								
9/1/2021			<0.0002				<0.0002		<0.0002
9/3/2021				<0.0002					
9/27/2021						9E-05			
2/8/2022	<0.0002					<0.0002	<0.0002		
2/10/2022		<0.0002	<0.0002		<0.0002				<0.0002
2/11/2022				<0.0002					
8/31/2022							<0.0002		<0.0002
9/1/2022	<0.0002	<0.0002		<0.0002	<0.0002	<0.0002			
2/8/2023	<0.0002	<0.0002			<0.0002	<0.0002			
2/9/2023				<0.0002			<0.0002		<0.0002
2/10/2023			<0.0002						
8/16/2023	<0.0002	<0.0002	<0.0002	<0.0002	<0.0002	<0.0002	<0.0002		<0.0002
8/17/2023								<0.0002	
12/20/2023								<0.0002	
2/21/2024		<0.0002					<0.0002		
2/22/2024	<0.0002				<0.0002	<0.0002		<0.0002	
2/23/2024			<0.0002	<0.0002					<0.0002
6/10/2024								<0.0002	
8/21/2024		<0.0002							
8/22/2024			<0.0002	<0.0002	<0.0002	<0.0002	<0.0002		0.00014 (J)
8/23/2024	<0.0002							<0.0002	
11/26/2024								<0.0002	
2/26/2025	<0.0002			<0.0002	<0.0002		<0.0002	<0.0002	<0.0002
2/27/2025		<0.0002				<0.0002			
3/17/2025			<0.0002						
5/21/2025								<0.0002	
7/31/2025									<0.0002
8/12/2025				<0.0002					
8/13/2025	<0.0002	<0.0002			<0.0002				
8/14/2025			<0.0002			<0.0002	<0.0002		
10/8/2025								<0.0002	
2/18/2026			<0.0002	<0.0002		<0.0002			<0.0002
2/19/2026	<0.0002	<0.0002			<0.0002		<0.0002	<0.0002	

ND substitution: RL or RL/2 if <15% NDs.

Time Series

Constituent: Mercury (mg/L) Analysis Run 5/6/2026 8:29 PM

Plant Yates Client: Southern Company Data: Yates AMA-R6

	YAMW-2
6/7/2016	
6/8/2016	
7/28/2016	
8/1/2016	
8/30/2016	
8/31/2016	
9/1/2016	
9/2/2016	
9/20/2016	
11/8/2016	
11/14/2016	
11/15/2016	
11/16/2016	
1/16/2017	
1/17/2017	
2/24/2017	
2/27/2017	
2/28/2017	
3/8/2017	
3/9/2017	
5/2/2017	
5/9/2017	
5/10/2017	
7/7/2017	
7/10/2017	
7/11/2017	
7/13/2017	
9/22/2017	
9/29/2017	
10/6/2017	
10/11/2017	
10/12/2017	
11/21/2017	
1/11/2018	
2/19/2018	
3/30/2018	
4/3/2018	
4/4/2018	
6/27/2018	
8/7/2018	
9/20/2018	
9/24/2018	
9/26/2018	
9/27/2018	
3/5/2019	
3/6/2019	
8/21/2019	
8/22/2019	
2/13/2020	
2/14/2020	
2/17/2020	
9/23/2020	<0.0002

ND substitution: RL or RL/2 if <15% NDs.

Time Series

Constituent: Mercury (mg/L) Analysis Run 5/6/2026 8:29 PM

Plant Yates Client: Southern Company Data: Yates AMA-R6

	YAMW-2
9/24/2020	
2/9/2021	<0.0002
2/10/2021	
3/3/2021	<0.0002
3/4/2021	
8/25/2021	
8/26/2021	
9/1/2021	<0.0002
9/3/2021	
9/27/2021	
2/8/2022	
2/10/2022	<0.0002
2/11/2022	
8/31/2022	
9/1/2022	<0.0002
2/8/2023	<0.0002
2/9/2023	
2/10/2023	
8/16/2023	
8/17/2023	<0.0002
12/20/2023	
2/21/2024	
2/22/2024	<0.0002
2/23/2024	
6/10/2024	
8/21/2024	<0.0002
8/22/2024	
8/23/2024	
11/26/2024	
2/26/2025	<0.0002
2/27/2025	
3/17/2025	
5/21/2025	
7/31/2025	
8/12/2025	
8/13/2025	<0.0002
8/14/2025	
10/8/2025	
2/18/2026	
2/19/2026	<0.0002

ND substitution: RL or RL/2 if <15% NDs.

Time Series

Constituent: Mercury (mg/L) Analysis Run 5/6/2026 8:29 PM

Plant Yates Client: Southern Company Data: Yates AMA-R6

	YAMW-3	YAMW-4	YAMW-5	PZ-35	PZ-37D	PZ-37	PZ-51	PZ-52D	PZ-54D
10/12/2017						<0.0002			
11/21/2017						6E-05 (J)			
1/11/2018						<0.0002			
2/20/2018						<0.0002			
4/3/2018						<0.0002			
6/29/2018						<0.0002			
8/6/2018						<0.0002			
9/24/2018						<0.0002			
9/23/2020		<0.0002							
9/24/2020			<0.0002	<0.0002					
9/25/2020						<0.0002			
2/9/2021		<0.0002	<0.0002			<0.0002			
2/10/2021				<0.0002					
3/3/2021		<0.0002							
3/4/2021			<0.0002	<0.0002		<0.0002			
5/13/2021					<0.0002				
8/25/2021		<0.0002				<0.0002			
8/26/2021			<0.0002						
9/1/2021				<0.0002					
9/3/2021					<0.0002				
11/4/2021								<0.0002	
2/10/2022	<0.0002	<0.0002	<0.0002	<0.0002		<0.0002	<0.0002		
2/11/2022					<0.0002			<0.0002	
4/4/2022						<0.0002			
4/7/2022						<0.0002			
8/31/2022				<0.0002					
9/1/2022	0.00016 (J)	<0.0002	<0.0002		<0.0002	0.00019 (J)	<0.0002	<0.0002	
2/8/2023		<0.0002	<0.0002		<0.0002	<0.0002		<0.0002	
2/9/2023	<0.0002			<0.0002			<0.0002		
8/16/2023	<0.0002	<0.0002	<0.0002	<0.0002	<0.0002		<0.0002		
8/17/2023						<0.0002		<0.0002	
2/21/2024	<0.0002				<0.0002	<0.0002		<0.0002	
2/22/2024		<0.0002	<0.0002				<0.0002		
2/23/2024				<0.0002					
6/12/2024									<0.0002
8/21/2024					<0.0002	<0.0002		<0.0002	
8/22/2024	<0.0002			<0.0002			<0.0002		
8/23/2024		<0.0002	<0.0002						
11/7/2024									<0.0002
2/25/2025				<0.0002					
2/26/2025	<0.0002	<0.0002							
2/27/2025			<0.0002		<0.0002	<0.0002	<0.0002	<0.0002	<0.0002
7/31/2025				<0.0002					
8/13/2025	<0.0002	<0.0002	<0.0002					<0.0002	<0.0002
8/14/2025					<0.0002	<0.0002	<0.0002		
2/18/2026					<0.0002	<0.0002	<0.0002	<0.0002	<0.0002
2/19/2026	<0.0002	<0.0002	<0.0002						

ND substitution: RL or RL/2 if <15% NDs.

Time Series

Constituent: Mercury (mg/L) Analysis Run 5/6/2026 8:29 PM

Plant Yates Client: Southern Company Data: Yates AMA-R6

	PZ-55
10/12/2017	
11/21/2017	
1/11/2018	
2/20/2018	
4/3/2018	
6/29/2018	
8/6/2018	
9/24/2018	
9/23/2020	
9/24/2020	
9/25/2020	
2/9/2021	
2/10/2021	
3/3/2021	
3/4/2021	
5/13/2021	
8/25/2021	
8/26/2021	
9/1/2021	
9/3/2021	
11/4/2021	
2/10/2022	
2/11/2022	
4/4/2022	
4/7/2022	
8/31/2022	
9/1/2022	
2/8/2023	
2/9/2023	
8/16/2023	
8/17/2023	
2/21/2024	
2/22/2024	<0.0002
2/23/2024	
6/12/2024	
8/21/2024	<0.0002
8/22/2024	
8/23/2024	
11/7/2024	
2/25/2025	
2/26/2025	
2/27/2025	<0.0002
7/31/2025	
8/13/2025	
8/14/2025	<0.0002
2/18/2026	
2/19/2026	<0.0002

ND substitution: RL or RL/2 if <15% NDs.

Time Series

Constituent: Molybdenum (mg/L) Analysis Run 5/6/2026 8:29 PM

Plant Yates Client: Southern Company Data: Yates AMA-R6

	GWA-2 (bg)	YGWA-1D (bg)	YGWA-1I (bg)	YGWA-2I (bg)	YGWA-3D (bg)	YGWA-3I (bg)	YGWA-4I (bg)	YGWA-5D (bg)	YGWA-5I (bg)
6/1/2016		0.014 (J)	0.012 (J)			0.0055 (J)			
6/2/2016					0.0093 (J)		<0.01	0.0035 (J)	<0.01
7/25/2016			0.0098 (J)			0.0037 (J)			
7/26/2016		0.0132			0.0113		<0.01	0.0042 (J)	<0.01
8/31/2016	<0.01								
9/13/2016		0.0127	0.01 (J)						
9/14/2016				0.0039 (J)		0.0034 (J)	<0.01	0.0041 (J)	<0.01
9/15/2016					0.0112				
11/1/2016		0.0092 (J)			0.0099 (J)	0.0025 (J)			
11/2/2016							<0.01	0.0039 (J)	
11/4/2016			0.01	0.0077 (J)					<0.01
11/28/2016	<0.01								
12/15/2016				0.0066 (J)					
1/10/2017									
1/11/2017		0.0093 (J)			0.0093 (J)	0.0033 (J)			
1/12/2017								0.0041 (J)	<0.01
1/13/2017							<0.01		
1/16/2017			0.0086 (J)	0.0056 (J)					
2/22/2017	<0.01								
3/1/2017						0.0044 (J)			
3/2/2017		0.0099 (J)	0.01		0.0103				
3/3/2017				0.0049 (J)					
3/6/2017							<0.01		
3/7/2017								0.0047 (J)	<0.01
3/8/2017									
4/26/2017					0.01	0.0075 (J)			
4/27/2017		0.0103	0.0101						
4/28/2017				0.004 (J)					
5/1/2017							<0.01	0.0045 (J)	
5/2/2017									<0.01
5/8/2017	<0.01								
5/26/2017				0.0029 (J)					
6/27/2017		0.0097 (J)	0.0093 (J)					0.004 (J)	<0.01
6/28/2017				0.0036 (J)	0.0102	0.008 (J)			
6/29/2017							<0.01		
6/30/2017									
7/17/2017	<0.01								
10/16/2017	<0.01								
2/19/2018	<0.01								
3/27/2018			0.0074 (J)						
3/28/2018				0.0038 (J)	0.011	0.0025 (J)			
3/29/2018		0.0076 (J)					<0.01	<0.01	<0.01
6/5/2018		0.0092 (J)							
6/6/2018			0.0073 (J)						
6/7/2018				0.004 (J)	0.011				
6/8/2018						0.0041 (J)			
8/6/2018	<0.01								
10/1/2018		0.0085 (J)	0.0076 (J)	0.0042 (J)	0.012	0.0037 (J)			
2/26/2019									
2/27/2019		0.0087 (J)	0.0078 (J)	0.0041 (J)	0.011	0.0027 (J)			
3/4/2019							<0.01	<0.01	<0.01
3/28/2019		0.0092 (J)	0.0082 (J)						

ND substitution: RL or RL/2 if <15% NDs.

Time Series

Constituent: Molybdenum (mg/L) Analysis Run 5/6/2026 8:29 PM

Plant Yates Client: Southern Company Data: Yates AMA-R6

	GWA-2 (bg)	YGWA-1D (bg)	YGWA-1I (bg)	YGWA-2I (bg)	YGWA-3D (bg)	YGWA-3I (bg)	YGWA-4I (bg)	YGWA-5D (bg)	YGWA-5I (bg)
3/29/2019				0.0041 (J)					
4/1/2019					0.012	0.0021 (J)			
8/19/2019	<0.01								
9/24/2019		0.0072 (J)	0.0074 (J)	0.0054 (J)					
9/25/2019					0.012	0.0087 (J)			
2/10/2020		0.0087 (J)	0.0062 (J)						
2/11/2020				0.0057 (J)		0.003 (J)			
2/12/2020					0.013		<0.01	0.0011 (J)	<0.01
3/18/2020			0.0056 (J)						
3/19/2020		0.0088 (J)		0.0046 (J)	0.013	0.0043 (J)			
3/24/2020								0.0011 (J)	<0.01
3/25/2020							<0.01		
8/26/2020	<0.01								
9/22/2020							<0.01	0.00099 (J)	<0.01
9/23/2020		0.008 (J)	0.0059 (J)	0.0071 (J)	0.012	0.01			
9/25/2020									
2/8/2021								0.0011 (J)	<0.01
2/9/2021							<0.01		
2/10/2021				0.0041 (J)	0.014	0.0038 (J)			
2/12/2021		0.008 (J)	0.0056 (J)						
3/2/2021								<0.01	<0.01
3/3/2021		0.0088 (J)	0.0049 (J)	0.0074 (J)	0.013	0.0036 (J)	<0.01		
8/19/2021		0.0083 (J)	0.005 (J)		0.013				
8/20/2021	<0.01								
8/26/2021							<0.01	0.001 (J)	<0.01
8/27/2021				0.0048 (J)		0.0099 (J)			
2/8/2022	<0.01								
2/9/2022		0.0093 (J)	0.0055 (J)	0.0057 (J)	0.013	0.0087 (J)			
2/10/2022								0.00096 (J)	<0.01
2/11/2022							<0.01		
8/30/2022	<0.01	0.0094 (J)		0.0068 (J)				0.00089 (J)	<0.01
8/31/2022			0.0055 (J)		0.011	0.0068 (J)	<0.01		
2/7/2023	<0.01	<0.01	<0.01	0.0061 (J)				0.00095 (J)	
2/8/2023					0.012	0.0065 (J)			
2/9/2023							<0.01		<0.01
8/15/2023	<0.01	0.0098 (J)	0.0047 (J)	0.0071 (J)	0.012		<0.01	0.0009 (J)	<0.01
8/16/2023						0.012			
2/20/2024	<0.01	0.0098 (J)	0.03	0.0076 (J)	0.013	0.0089 (J)	<0.01	0.001 (J)	<0.01
2/23/2024									
8/20/2024		0.01	0.0039 (J)	0.011	0.012	0.0058 (J)	<0.01	0.00074 (J)	<0.01
2/25/2025		0.01	0.0032 (J)	0.0069 (J)	0.017	0.0086 (J)	<0.01	<0.01	<0.01
8/12/2025		0.0087 (J)	0.0033 (J)	0.008 (J)	0.011	0.012	<0.01	<0.01	<0.01
2/17/2026		0.0091 (J)	0.0033 (J)	0.0075 (J)	0.01	0.006 (J)	<0.01	<0.01	<0.01

ND substitution: RL or RL/2 if <15% NDs.

Time Series

Constituent: Molybdenum (mg/L) Analysis Run 5/6/2026 8:29 PM

Plant Yates Client: Southern Company Data: Yates AMA-R6

	YGWA-14S (bg)
6/1/2016	
6/2/2016	<0.01
7/25/2016	
7/26/2016	<0.01
8/31/2016	
9/13/2016	
9/14/2016	
9/15/2016	<0.01
11/1/2016	
11/2/2016	<0.01
11/4/2016	
11/28/2016	
12/15/2016	
1/10/2017	<0.01
1/11/2017	
1/12/2017	
1/13/2017	
1/16/2017	
2/22/2017	
3/1/2017	
3/2/2017	
3/3/2017	
3/6/2017	
3/7/2017	
3/8/2017	<0.01
4/26/2017	<0.01
4/27/2017	
4/28/2017	
5/1/2017	
5/2/2017	
5/8/2017	
5/26/2017	
6/27/2017	
6/28/2017	
6/29/2017	
6/30/2017	<0.01
7/17/2017	
10/16/2017	
2/19/2018	
3/27/2018	<0.01
3/28/2018	
3/29/2018	
6/5/2018	
6/6/2018	
6/7/2018	
6/8/2018	<0.01
8/6/2018	
10/1/2018	<0.01
2/26/2019	<0.01
2/27/2019	
3/4/2019	
3/28/2019	

ND substitution: RL or RL/2 if <15% NDs.

Time Series

Constituent: Molybdenum (mg/L) Analysis Run 5/6/2026 8:29 PM

Plant Yates Client: Southern Company Data: Yates AMA-R6

	YGWA-14S (bg)
3/29/2019	<0.01
4/1/2019	
8/19/2019	
9/24/2019	
9/25/2019	<0.01
2/10/2020	
2/11/2020	
2/12/2020	<0.01
3/18/2020	<0.01
3/19/2020	
3/24/2020	
3/25/2020	
8/26/2020	
9/22/2020	
9/23/2020	
9/25/2020	<0.01
2/8/2021	
2/9/2021	
2/10/2021	<0.01
2/12/2021	
3/2/2021	<0.01
3/3/2021	
8/19/2021	<0.01
8/20/2021	
8/26/2021	
8/27/2021	
2/8/2022	
2/9/2022	
2/10/2022	<0.01
2/11/2022	
8/30/2022	
8/31/2022	<0.01
2/7/2023	
2/8/2023	<0.01
2/9/2023	
8/15/2023	<0.01
8/16/2023	
2/20/2024	
2/23/2024	<0.01
8/20/2024	<0.01
2/25/2025	<0.01
8/12/2025	<0.01
2/17/2026	<0.01

ND substitution: RL or RL/2 if <15% NDs.

Time Series

Constituent: Molybdenum (mg/L) Analysis Run 5/6/2026 8:29 PM

Plant Yates Client: Southern Company Data: Yates AMA-R6

	YGWA-17S (bg)	YGWA-18I (bg)	YGWA-18S (bg)	YGWA-20S (bg)	YGWA-21I (bg)	YGWA-30I (bg)	YGWA-39 (bg)	YGWA-40 (bg)	YGWA-47 (bg)
6/2/2016						<0.01			
6/6/2016		<0.01	<0.01						
6/7/2016	<0.01			<0.01	<0.01				
7/25/2016						<0.01			
7/27/2016	<0.01	<0.01	<0.01	<0.01					
7/28/2016					<0.01				
8/30/2016									<0.01
9/16/2016	<0.01		<0.01						
9/19/2016		<0.01		<0.01	<0.01	<0.01			
11/1/2016						<0.01			
11/2/2016				<0.01					
11/3/2016	<0.01	<0.01	<0.01		<0.01				
11/14/2016									<0.01
1/11/2017	<0.01	<0.01	<0.01						
1/13/2017				<0.01	<0.01				
1/16/2017						<0.01			
2/21/2017						<0.01			
2/24/2017									<0.01
3/1/2017		<0.01	<0.01						
3/2/2017	<0.01								
3/6/2017				<0.01	0.0007 (J)				
4/26/2017		<0.01	<0.01	<0.01	0.0008 (J)	<0.01			
5/2/2017	<0.01								
5/8/2017									<0.01
6/28/2017		<0.01	<0.01						
6/29/2017	<0.01			<0.01	<0.01				
6/30/2017						<0.01			
7/11/2017									<0.01
10/10/2017									<0.01
10/11/2017							0.0094 (J)		
10/12/2017								<0.01	
11/20/2017							0.0081 (J)	<0.01	
1/10/2018								<0.01	
1/11/2018							0.0074 (J)		
1/12/2018									
2/19/2018								<0.01	
2/20/2018							<0.01		
3/27/2018						<0.01			
3/28/2018	<0.01	<0.01	<0.01						
3/29/2018				<0.01	<0.01				
4/2/2018									<0.01
4/3/2018							0.006 (J)	<0.01	
6/11/2018						<0.01			
6/28/2018							0.005 (J)	<0.01	
8/7/2018							0.0045 (J)	<0.01	
9/19/2018									<0.01
9/24/2018							0.0035 (J)	<0.01	
10/2/2018						<0.01			
2/26/2019						<0.01			
3/5/2019	<0.01		<0.01	<0.01	<0.01				
3/6/2019		<0.01							
4/1/2019						<0.01			

ND substitution: RL or RL/2 if <15% NDs.

Time Series

Constituent: Molybdenum (mg/L) Analysis Run 5/6/2026 8:29 PM

Plant Yates Client: Southern Company Data: Yates AMA-R6

	YGWA-17S (bg)	YGWA-18I (bg)	YGWA-18S (bg)	YGWA-20S (bg)	YGWA-21I (bg)	YGWA-30I (bg)	YGWA-39 (bg)	YGWA-40 (bg)	YGWA-47 (bg)
8/20/2019									<0.01
8/21/2019							0.0021 (J)	<0.01	
8/22/2019									
9/25/2019						<0.01			
10/8/2019									<0.01
10/9/2019							0.0018 (J)	<0.01	
2/11/2020	<0.01	<0.01	<0.01						
2/12/2020				<0.01	<0.01	<0.01	0.0025 (J)	<0.01	
2/14/2020									
3/17/2020									<0.01
3/19/2020						<0.01			
3/24/2020	<0.01	<0.01	<0.01	<0.01	<0.01			<0.01	
3/25/2020							0.002 (J)		
8/27/2020									<0.01
9/22/2020									<0.01
9/23/2020	<0.01	<0.01	<0.01						
9/24/2020				<0.01	<0.01	<0.01	0.0016 (J)	<0.01	
9/25/2020									
2/9/2021	<0.01	<0.01	<0.01	<0.01	<0.01				
2/10/2021							0.0013 (J)	<0.01	
2/11/2021						<0.01			
3/1/2021						<0.01			<0.01
3/3/2021	<0.01	<0.01	<0.01	<0.01					
3/4/2021					<0.01		0.0014 (J)	<0.01	
8/19/2021						<0.01			<0.01
8/26/2021			<0.01				0.0027 (J)		
8/27/2021	<0.01	<0.01		<0.01					
9/1/2021					<0.01				
9/3/2021								<0.01	
2/8/2022							0.0035 (J)	<0.01	<0.01
2/9/2022	<0.01	<0.01	<0.01	<0.01	<0.01				
2/10/2022									
2/11/2022						<0.01			
8/30/2022	<0.01	<0.01	<0.01		<0.01				
8/31/2022				<0.01		<0.01	0.0036 (J)	<0.01	<0.01
9/1/2022									
2/7/2023	<0.01	<0.01	<0.01	<0.01	<0.01		0.0045 (J)		
2/8/2023						<0.01		<0.01	<0.01
8/15/2023	<0.01	<0.01	<0.01	<0.01	<0.01		0.0061 (J)	<0.01	<0.01
8/16/2023						<0.01			
2/20/2024	<0.01	<0.01		<0.01	<0.01	<0.01	0.0058 (J)	<0.01	<0.01
2/22/2024									
2/23/2024			<0.01						
8/20/2024	<0.01	<0.01		<0.01	<0.01	<0.01			<0.01
8/21/2024			<0.01				0.0068 (J)	<0.01	
8/23/2024									
2/25/2025	<0.01	<0.01	<0.01	<0.01	<0.01	<0.01	0.0056 (J)	<0.01	<0.01
2/26/2025									
8/12/2025	<0.01	<0.01	<0.01	<0.01	<0.01	<0.01	0.007 (J)	<0.01	<0.01
8/14/2025									
2/17/2026	<0.01	<0.01	<0.01	<0.01	<0.01	<0.01	0.0059 (J)	<0.01	<0.01
2/18/2026									

ND substitution: RL or RL/2 if <15% NDs.

Time Series

Constituent: Molybdenum (mg/L) Analysis Run 5/6/2026 8:29 PM

Plant Yates Client: Southern Company Data: Yates AMA-R6

	YGWC-38
6/2/2016	
6/6/2016	
6/7/2016	
7/25/2016	
7/27/2016	
7/28/2016	
8/30/2016	
9/16/2016	
9/19/2016	
11/1/2016	
11/2/2016	
11/3/2016	
11/14/2016	
1/11/2017	
1/13/2017	
1/16/2017	
2/21/2017	
2/24/2017	
3/1/2017	
3/2/2017	
3/6/2017	
4/26/2017	
5/2/2017	
5/8/2017	
6/28/2017	
6/29/2017	
6/30/2017	
7/11/2017	
10/10/2017	
10/11/2017	
10/12/2017	<0.01
11/20/2017	<0.01
1/10/2018	
1/11/2018	
1/12/2018	<0.01
2/19/2018	
2/20/2018	<0.01
3/27/2018	
3/28/2018	
3/29/2018	
4/2/2018	
4/3/2018	<0.01
6/11/2018	
6/28/2018	<0.01
8/7/2018	<0.01
9/19/2018	
9/24/2018	<0.01
10/2/2018	
2/26/2019	
3/5/2019	
3/6/2019	
4/1/2019	

ND substitution: RL or RL/2 if <15% NDs.

Time Series

Constituent: Molybdenum (mg/L) Analysis Run 5/6/2026 8:29 PM

Plant Yates Client: Southern Company Data: Yates AMA-R6

	YGWC-38
8/20/2019	
8/21/2019	
8/22/2019	<0.01
9/25/2019	
10/8/2019	
10/9/2019	<0.01
2/11/2020	
2/12/2020	
2/14/2020	<0.01
3/17/2020	
3/19/2020	
3/24/2020	
3/25/2020	<0.01
8/27/2020	
9/22/2020	
9/23/2020	
9/24/2020	
9/25/2020	<0.01
2/9/2021	<0.01
2/10/2021	
2/11/2021	
3/1/2021	
3/3/2021	
3/4/2021	<0.01
8/19/2021	
8/26/2021	<0.01
8/27/2021	
9/1/2021	
9/3/2021	
2/8/2022	
2/9/2022	
2/10/2022	<0.01
2/11/2022	
8/30/2022	
8/31/2022	
9/1/2022	<0.01
2/7/2023	
2/8/2023	<0.01
8/15/2023	
8/16/2023	<0.01
2/20/2024	
2/22/2024	<0.01
2/23/2024	
8/20/2024	
8/21/2024	
8/23/2024	<0.01
2/25/2025	
2/26/2025	<0.01
8/12/2025	
8/14/2025	<0.01
2/17/2026	
2/18/2026	<0.01

ND substitution: RL or RL/2 if <15% NDs.

Time Series

Constituent: Molybdenum (mg/L) Analysis Run 5/6/2026 8:29 PM

Plant Yates Client: Southern Company Data: Yates AMA-R6

	YGWC-41	YGWC-23S	YGWC-24SB	YGWC-36A	YGWC-42	YGWC-43	YGWC-49	YGWC-50	YAMW-1
6/7/2016		<0.01							
6/8/2016			<0.01						
7/28/2016		<0.01							
8/1/2016			<0.01						
8/30/2016					0.0019 (J)				
8/31/2016						0.0022 (J)			
9/1/2016							<0.01		
9/2/2016				0.0027 (J)					
9/20/2016		<0.01	<0.01						
11/8/2016		<0.01	<0.01						
11/14/2016				0.0071 (J)					
11/15/2016							<0.01		
11/16/2016					0.0027 (J)	<0.01			
1/16/2017		<0.01							
1/17/2017			<0.01						
2/24/2017						<0.01			
2/27/2017					0.0031 (J)		0.0007 (J)		
2/28/2017				0.0038 (J)					
3/8/2017			<0.01						
3/9/2017		<0.01							
5/2/2017		<0.01	<0.01						
5/9/2017				0.0025 (J)			<0.01		
5/10/2017					0.0017 (J)	<0.01			
7/7/2017			<0.01						
7/10/2017		<0.01							
7/11/2017					0.0014 (J)	<0.01			
7/13/2017				0.0014 (J)			<0.01		
9/22/2017				<0.01					
9/29/2017				<0.01					
10/6/2017				<0.01					
10/11/2017							<0.01		
10/12/2017	<0.01				<0.01	<0.01			
11/21/2017	<0.01								
1/11/2018	<0.01								
2/19/2018	<0.01								
3/30/2018		<0.01	<0.01	<0.01					
4/3/2018	<0.01								
4/4/2018					<0.01	<0.01	<0.01		
6/27/2018	<0.01								
8/7/2018	<0.01								
9/20/2018					<0.01	<0.01	<0.01		
9/24/2018	<0.01								
3/5/2019			<0.01						
3/6/2019		<0.01		<0.01					
8/21/2019						0.0012 (J)			
8/22/2019	<0.01				<0.01				
10/9/2019	<0.01				<0.01	0.0012 (J)			
2/13/2020			<0.01						
2/14/2020	<0.01			<0.01	<0.01				
2/17/2020		<0.01				<0.01	<0.01		
3/25/2020	<0.01			<0.01	<0.01	0.0015 (J)	<0.01		<0.01
3/26/2020		<0.01	<0.01						

ND substitution: RL or RL/2 if <15% NDs.

Time Series

Constituent: Molybdenum (mg/L) Analysis Run 5/6/2026 8:29 PM

Plant Yates Client: Southern Company Data: Yates AMA-R6

	YGWC-41	YGWC-23S	YGWC-24SB	YGWC-36A	YGWC-42	YGWC-43	YGWC-49	YGWC-50	YAMW-1
9/23/2020			<0.01						
9/24/2020		<0.01			0.00091 (J)		<0.01		0.0022 (J)
9/25/2020	<0.01					0.0011 (J)			
10/7/2020				0.0015 (J)					
2/9/2021		<0.01	<0.01			0.0012 (J)	<0.01		0.0038 (J)
2/10/2021	<0.01			<0.01	0.00094 (J)				
3/3/2021			<0.01						0.0037 (J)
3/4/2021	<0.01	<0.01		<0.01	0.00085 (J)	0.0011 (J)	<0.01		
8/25/2021		<0.01			0.00078 (J)				
8/26/2021	<0.01								
9/1/2021			<0.01				<0.01		0.0014 (J)
9/3/2021				<0.01					
9/27/2021						0.0062 (J)			
2/8/2022	<0.01					0.002 (J)	<0.01		
2/10/2022		<0.01	<0.01		0.0008 (J)				0.00089 (J)
2/11/2022				<0.01					
8/31/2022							<0.01		<0.01
9/1/2022	<0.01	<0.01		<0.01	0.00079 (J)	0.0014 (J)			
2/8/2023	<0.01	<0.01			0.00081 (J)	0.0016 (J)			
2/9/2023				<0.01			<0.01		<0.01
2/10/2023			<0.01						
8/16/2023	<0.01	<0.01	<0.01	<0.01	0.00096 (J)	0.0019 (J)	<0.01		<0.01
8/17/2023								<0.01	
12/20/2023								<0.01	
2/21/2024		<0.01					<0.01		
2/22/2024	<0.01				0.00075 (J)	0.0016 (J)		<0.01	
2/23/2024			<0.01	<0.01					<0.01
6/10/2024								<0.01	
8/21/2024		0.0016 (J)							
8/22/2024			<0.01	<0.01	0.00071 (J)	0.0013 (J)	<0.01		<0.01
8/23/2024	0.0019 (J)							<0.01	
11/26/2024								<0.01	
2/26/2025	<0.01			<0.01	<0.01		<0.01	<0.01	<0.01
2/27/2025		<0.01				<0.01			
3/17/2025			<0.01						
5/21/2025								<0.01	
7/31/2025									<0.01
8/12/2025				<0.01					
8/13/2025	<0.01	<0.01			<0.01				
8/14/2025			<0.01			<0.01	<0.01		
10/8/2025								<0.01	
2/18/2026			<0.01	<0.01		<0.01			<0.01
2/19/2026	<0.01	<0.01			<0.01		<0.01	<0.01	

ND substitution: RL or RL/2 if <15% NDs.

Time Series

Constituent: Molybdenum (mg/L) Analysis Run 5/6/2026 8:29 PM

Plant Yates Client: Southern Company Data: Yates AMA-R6

	YAMW-2
6/7/2016	
6/8/2016	
7/28/2016	
8/1/2016	
8/30/2016	
8/31/2016	
9/1/2016	
9/2/2016	
9/20/2016	
11/8/2016	
11/14/2016	
11/15/2016	
11/16/2016	
1/16/2017	
1/17/2017	
2/24/2017	
2/27/2017	
2/28/2017	
3/8/2017	
3/9/2017	
5/2/2017	
5/9/2017	
5/10/2017	
7/7/2017	
7/10/2017	
7/11/2017	
7/13/2017	
9/22/2017	
9/29/2017	
10/6/2017	
10/11/2017	
10/12/2017	
11/21/2017	
1/11/2018	
2/19/2018	
3/30/2018	
4/3/2018	
4/4/2018	
6/27/2018	
8/7/2018	
9/20/2018	
9/24/2018	
3/5/2019	
3/6/2019	
8/21/2019	
8/22/2019	
10/9/2019	
2/13/2020	
2/14/2020	
2/17/2020	
3/25/2020	
3/26/2020	

Time Series

Constituent: Molybdenum (mg/L) Analysis Run 5/6/2026 8:29 PM

Plant Yates Client: Southern Company Data: Yates AMA-R6

	YAMW-2
9/23/2020	<0.01
9/24/2020	
9/25/2020	
10/7/2020	
2/9/2021	<0.01
2/10/2021	
3/3/2021	<0.01
3/4/2021	
8/25/2021	
8/26/2021	
9/1/2021	<0.01
9/3/2021	
9/27/2021	
2/8/2022	
2/10/2022	<0.01
2/11/2022	
8/31/2022	
9/1/2022	<0.01
2/8/2023	<0.01
2/9/2023	
2/10/2023	
8/16/2023	
8/17/2023	<0.01
12/20/2023	
2/21/2024	
2/22/2024	<0.01
2/23/2024	
6/10/2024	
8/21/2024	0.0017 (J)
8/22/2024	
8/23/2024	
11/26/2024	
2/26/2025	<0.01
2/27/2025	
3/17/2025	
5/21/2025	
7/31/2025	
8/12/2025	
8/13/2025	<0.01
8/14/2025	
10/8/2025	
2/18/2026	
2/19/2026	<0.01

ND substitution: RL or RL/2 if <15% NDs.

Time Series

Constituent: Molybdenum (mg/L) Analysis Run 5/6/2026 8:29 PM

Plant Yates Client: Southern Company Data: Yates AMA-R6

	YAMW-3	YAMW-4	YAMW-5	PZ-35	PZ-37D	PZ-37	PZ-51	PZ-52D	PZ-54D
10/12/2017						0.0022 (J)			
11/21/2017						0.0016 (J)			
1/11/2018						0.0015 (J)			
2/20/2018						<0.01			
4/3/2018						<0.01			
6/29/2018						0.0021 (J)			
8/6/2018						<0.01			
9/24/2018						<0.01			
3/25/2020				0.0019 (J)					
9/23/2020		0.0068 (J)							
9/24/2020			<0.01	<0.01					
9/25/2020						0.0016 (J)			
2/9/2021		0.0068 (J)	<0.01			0.0016 (J)			
2/10/2021				<0.01					
3/3/2021		0.0049 (J)							
3/4/2021			<0.01	<0.01		0.0024 (J)			
5/13/2021					0.0042 (J)				
8/25/2021		0.0081 (J)				0.0011 (J)			
8/26/2021			<0.01						
9/1/2021				<0.01					
9/3/2021					0.0018 (J)				
11/4/2021								0.012	
2/10/2022	0.0036 (J)	0.0076 (J)	<0.01	<0.01		<0.01	<0.01		
2/11/2022					0.0037 (J)			0.011	
4/4/2022						<0.01			
4/7/2022						<0.01			
8/31/2022				<0.01					
9/1/2022	0.0057 (J)	0.0074 (J)	<0.01		0.0059 (J)	<0.01	<0.01	0.0084 (J)	
2/8/2023		0.0076 (J)	<0.01		0.0024 (J)	<0.01		0.005 (J)	
2/9/2023	0.0067 (J)			<0.01			<0.01		
8/16/2023	0.0084 (J)	0.0074 (J)	<0.01	<0.01	0.004 (J)		<0.01		
8/17/2023						<0.01		0.003 (J)	
2/21/2024	0.0041 (J)				0.004 (J)	<0.01		0.0025 (J)	
2/22/2024		0.0071 (J)	<0.01				<0.01		
2/23/2024				<0.01					
6/12/2024									0.064
8/21/2024					0.008 (J)	<0.01		0.0021 (J)	
8/22/2024	0.0047 (J)			<0.01			<0.01		
8/23/2024		0.0074 (J)	<0.01						
11/7/2024									0.017
2/25/2025				<0.01					
2/26/2025	0.0046 (J)	0.0075 (J)							
2/27/2025			<0.01		0.0043 (J)	<0.01	<0.01	0.0079 (J)	0.017
7/31/2025				<0.01					
8/13/2025	0.0036 (J)	0.007 (J)	<0.01					<0.01	0.026
8/14/2025					0.0031 (J)	<0.01	<0.01		
2/18/2026					0.0027 (J)	<0.01	<0.01	0.0024 (J)	0.039
2/19/2026	0.0038 (J)	0.0074 (J)	<0.01						

ND substitution: RL or RL/2 if <15% NDs.

Time Series

Constituent: Molybdenum (mg/L) Analysis Run 5/6/2026 8:29 PM

Plant Yates Client: Southern Company Data: Yates AMA-R6

	PZ-55
10/12/2017	
11/21/2017	
1/11/2018	
2/20/2018	
4/3/2018	
6/29/2018	
8/6/2018	
9/24/2018	
3/25/2020	
9/23/2020	
9/24/2020	
9/25/2020	
2/9/2021	
2/10/2021	
3/3/2021	
3/4/2021	
5/13/2021	
8/25/2021	
8/26/2021	
9/1/2021	
9/3/2021	
11/4/2021	
2/10/2022	
2/11/2022	
4/4/2022	
4/7/2022	
8/31/2022	
9/1/2022	
2/8/2023	
2/9/2023	
8/16/2023	
8/17/2023	
2/21/2024	
2/22/2024	0.00082 (J)
2/23/2024	
6/12/2024	
8/21/2024	0.0016 (J)
8/22/2024	
8/23/2024	
11/7/2024	
2/25/2025	
2/26/2025	
2/27/2025	<0.01
7/31/2025	
8/13/2025	
8/14/2025	0.0091 (J)
2/18/2026	
2/19/2026	<0.01

ND substitution: RL or RL/2 if <15% NDs.

Time Series

Constituent: pH, Field (SU) Analysis Run 5/6/2026 8:29 PM

Plant Yates Client: Southern Company Data: Yates AMA-R6

	GWA-2 (bg)	YGWA-1D (bg)	YGWA-1I (bg)	YGWA-2I (bg)	YGWA-3D (bg)	YGWA-3I (bg)	YGWA-4I (bg)	YGWA-5D (bg)	YGWA-5I (bg)
8/27/2008	6.53								
3/3/2009	6.35								
11/18/2009	6.47								
3/3/2010	6.53								
3/10/2011	5.83								
9/8/2011	5.69								
3/5/2012	6.27								
9/10/2012	6.23								
2/6/2013	7.56								
8/12/2013	6.68								
2/5/2014	6.32								
8/3/2015	6.13								
2/16/2016	5.64								
6/1/2016		7.46	6.33			7.72			
6/2/2016					7.84		6.36	7.67	5.75
7/25/2016			6.21			7.74			
7/26/2016		7.43			7.88		6.22	7.66	5.72
8/31/2016	6.32								
9/13/2016		7.44	6.16	7.41					
9/14/2016						7.65	6.23	7.6	5.74
9/15/2016					7.74				
11/1/2016		7.24			7.75	7.7			
11/2/2016							6.08	7.35	
11/4/2016			6.29	7.12					5.61
11/28/2016	6.23								
12/15/2016				7.24					
1/10/2017									
1/11/2017		7.3			7.66	7.53			
1/12/2017								7.49	5.71
1/13/2017							6.19		
1/16/2017			6.29	7.24					
2/22/2017	6.21								
3/1/2017						7.42			
3/2/2017		7.23	6.28		7.68				
3/3/2017				7.22					
3/6/2017							6.2		
3/7/2017								7.43	5.66
3/8/2017									
4/26/2017					7.45	7.4			
4/27/2017		6.99	6.09						
4/28/2017				7.21					
5/1/2017							6.21	7.22	
5/2/2017									5.65
5/8/2017	6.12								
5/26/2017				7.13					
6/27/2017		6.87	6.21					7.32	5.7
6/28/2017				7.06	7.65	7.5			
6/29/2017							6.21		
6/30/2017									
7/17/2017	6.03								
10/3/2017		6.81	5.98	6.99				7.48	5.79
10/4/2017					7.49	7.45			

Time Series

Constituent: pH, Field (SU) Analysis Run 5/6/2026 8:29 PM

Plant Yates Client: Southern Company Data: Yates AMA-R6

	GWA-2 (bg)	YGWA-1D (bg)	YGWA-1I (bg)	YGWA-2I (bg)	YGWA-3D (bg)	YGWA-3I (bg)	YGWA-4I (bg)	YGWA-5D (bg)	YGWA-5I (bg)
10/5/2017							6.16		
10/16/2017	6.12								
2/19/2018	6.13								
3/27/2018			6.25						
3/28/2018				7.3	7.91	7.74			
3/29/2018		7.38					6.09	7.02	5.63
6/5/2018		7.16							
6/6/2018			6.17					7.43	
6/7/2018				7.29	7.69		6.12		5.63
6/8/2018						7.64			
8/6/2018	6.01								
9/26/2018							5.84	7.13	5.63
10/1/2018		6.8	5.9	7.07	7.39	7.47			
2/25/2019	6.51								
2/26/2019									
2/27/2019		6.84	5.8	7.27	7.55	7.54			
3/4/2019							6.18	7.46	5.75
3/28/2019		6.99	6.15						
3/29/2019				7.06					
4/1/2019					7.87	7.74			
4/3/2019							6.43	7.11	5.63
6/12/2019	6.3								
8/19/2019	6.23								
9/24/2019		7.07	6.23	7.01				6.93	5.6
9/25/2019					7.64	7.47	6.2		
10/8/2019	6.28								
2/10/2020		7.2	6.1						
2/11/2020				7.38		7.09			
2/12/2020					7.83		6.15	7.52	5.83
3/17/2020	6.14								
3/18/2020			6.19						
3/19/2020		7.03		7.22	7.65	7.31			
3/24/2020								7.34	5.81
3/25/2020							6.26		
5/6/2020	6.24								
8/26/2020	5.67								
9/22/2020	5.78						5.8	7.19	5.99
9/23/2020		7.15	6.01	7.22	7.57	7.37			
9/25/2020									
2/8/2021								7.66	5.67
2/9/2021							6.06		
2/10/2021				7.29	7.81	7.58			
2/12/2021		7.14	6.21						
3/2/2021	5.42							7.15	5.63
3/3/2021		7.2	5.38	7.92	8.39	8.13	6.21		
8/19/2021		6.32	6.38		5.34				
8/20/2021	5.86								
8/26/2021							5.82	7.16	5.51
8/27/2021				7.16		7.39			
2/8/2022	5.83								
2/9/2022		7.12	6.24	5.86	7.97	7.66			
2/10/2022								6.99	5.14

Time Series

Constituent: pH, Field (SU) Analysis Run 5/6/2026 8:29 PM

Plant Yates Client: Southern Company Data: Yates AMA-R6

	GWA-2 (bg)	YGWA-1D (bg)	YGWA-1I (bg)	YGWA-2I (bg)	YGWA-3D (bg)	YGWA-3I (bg)	YGWA-4I (bg)	YGWA-5D (bg)	YGWA-5I (bg)
2/11/2022							5.95		
8/30/2022	5.39	7.2		7.04				7.4	5
8/31/2022			5.64		7.65	7.49	5.5		
2/7/2023	5.94	7.86	6.53	6.94				6.64	
2/8/2023					7.88	7.73			
2/9/2023							6.23		5.9
8/15/2023	5.3	6.98	5.88	6.96	7.69		5.99	7.34	5.58
8/16/2023						7.39			
2/20/2024	6.07	7.06	6.42	7.23	7.81	7.59	6.21	7.56	5.78
2/23/2024									
8/20/2024		7.18	5.77	6.91	7.59	7.45	6.03	7.3	5.58
2/25/2025		7.18	6.02	7.14	7.79	7.55	5.98	7.4	5.77
8/12/2025		7.02	6.17	6.93	7.64	7.46	6.02	7.4	5.39
2/17/2026		7.03	6.07	7.25	9.84 (o)	7.63	6.11	7.5	5.68

Time Series

Constituent: pH, Field (SU) Analysis Run 5/6/2026 8:29 PM

Plant Yates Client: Southern Company Data: Yates AMA-R6

	YGWA-14S (bg)
8/27/2008	
3/3/2009	
11/18/2009	
3/3/2010	
3/10/2011	
9/8/2011	
3/5/2012	
9/10/2012	
2/6/2013	
8/12/2013	
2/5/2014	
8/3/2015	
2/16/2016	
6/1/2016	
6/2/2016	5.46
7/25/2016	
7/26/2016	5.45
8/31/2016	
9/13/2016	
9/14/2016	
9/15/2016	5.45
11/1/2016	
11/2/2016	5.41
11/4/2016	
11/28/2016	
12/15/2016	
1/10/2017	5.37
1/11/2017	
1/12/2017	
1/13/2017	
1/16/2017	
2/22/2017	
3/1/2017	
3/2/2017	
3/3/2017	
3/6/2017	
3/7/2017	
3/8/2017	5.41
4/26/2017	5.02
4/27/2017	
4/28/2017	
5/1/2017	
5/2/2017	
5/8/2017	
5/26/2017	
6/27/2017	
6/28/2017	
6/29/2017	
6/30/2017	5.39
7/17/2017	
10/3/2017	
10/4/2017	

Time Series

Constituent: pH, Field (SU) Analysis Run 5/6/2026 8:29 PM

Plant Yates Client: Southern Company Data: Yates AMA-R6

	YGWA-14S (bg)
10/5/2017	5.49
10/16/2017	
2/19/2018	
3/27/2018	5.47
3/28/2018	
3/29/2018	
6/5/2018	
6/6/2018	
6/7/2018	
6/8/2018	5.45
8/6/2018	
9/26/2018	
10/1/2018	5.39
2/25/2019	
2/26/2019	5.46
2/27/2019	
3/4/2019	
3/28/2019	
3/29/2019	5.34
4/1/2019	
4/3/2019	
6/12/2019	
8/19/2019	
9/24/2019	
9/25/2019	5.19
10/8/2019	
2/10/2020	
2/11/2020	
2/12/2020	5.48
3/17/2020	
3/18/2020	5.38
3/19/2020	
3/24/2020	
3/25/2020	
5/6/2020	
8/26/2020	
9/22/2020	
9/23/2020	
9/25/2020	5.44
2/8/2021	
2/9/2021	
2/10/2021	5.35
2/12/2021	
3/2/2021	5.49
3/3/2021	
8/19/2021	7.32
8/20/2021	
8/26/2021	
8/27/2021	
2/8/2022	
2/9/2022	
2/10/2022	4.5

Time Series

Constituent: pH, Field (SU) Analysis Run 5/6/2026 8:29 PM

Plant Yates Client: Southern Company Data: Yates AMA-R6

	YGWA-14S (bg)
2/11/2022	
8/30/2022	
8/31/2022	5.15
2/7/2023	
2/8/2023	5.39
2/9/2023	
8/15/2023	5.03
8/16/2023	
2/20/2024	
2/23/2024	5.39
8/20/2024	5.49
2/25/2025	5.16
8/12/2025	5.34
2/17/2026	5.54

Time Series

Constituent: pH, Field (SU) Analysis Run 5/6/2026 8:29 PM

Plant Yates Client: Southern Company Data: Yates AMA-R6

	YGWA-17S (bg)	YGWA-18I (bg)	YGWA-18S (bg)	YGWA-20S (bg)	YGWA-21I (bg)	YGWA-30I (bg)	YGWA-39 (bg)	YGWA-40 (bg)	YGWA-47 (bg)
6/2/2016						5.75			
6/6/2016		6.17	5.71						
6/7/2016	5.62			5.77	6.1				
7/25/2016						5.82			
7/27/2016	5.59	6.14	5.46	5.79					
7/28/2016					6.12				
8/30/2016									5.75
9/16/2016	5.58								
9/19/2016		6.04	5.59	5.73	6.12	5.78			
11/1/2016						5.62			
11/2/2016				5.67					
11/3/2016	5.59	5.97	5.39		6.07				
11/14/2016									5.59
1/11/2017	5.59	6.05	5.48						
1/13/2017				5.79	6.41				
1/16/2017						5.72			
2/21/2017						5.67			
2/24/2017									5.49
3/1/2017		5.94	5.41						
3/2/2017	5.54								
3/6/2017				5.63	6.34				
4/26/2017		5.99	5.4	5.66	6.32	5.56			
5/2/2017	5.47								
5/8/2017									5.58
6/28/2017		6	5.36						
6/29/2017	5.56			5.85	6.47				
6/30/2017						5.72			
7/11/2017									5.58
10/3/2017					6.56				
10/4/2017	5.57		5.32	5.83		5.87			
10/5/2017		6.11							
10/10/2017									5.49
10/11/2017							6.4		
10/12/2017								5.43	
11/20/2017							6.33	5.1	
1/10/2018								4.97	
1/11/2018							6.29		
1/12/2018									
2/19/2018								5.6	
2/20/2018							7.22		
3/27/2018						5.83			
3/28/2018	5.59	6.1	5.34						
3/29/2018				5.93	6.75				
4/2/2018									6.3
4/3/2018							6.87	5.84	
6/5/2018					6.09				
6/6/2018				5.86					
6/7/2018		5.98							
6/11/2018	5.58		5.28			5.69			
6/28/2018							6.18	5.24	
8/7/2018							6.08	5.18	
9/19/2018									5.48

Time Series

Constituent: pH, Field (SU) Analysis Run 5/6/2026 8:29 PM

Plant Yates Client: Southern Company Data: Yates AMA-R6

	YGWA-17S (bg)	YGWA-18I (bg)	YGWA-18S (bg)	YGWA-20S (bg)	YGWA-21I (bg)	YGWA-30I (bg)	YGWA-39 (bg)	YGWA-40 (bg)	YGWA-47 (bg)
9/24/2018							5.81	5.14	
9/25/2018	5.59	5.81	4.86	5.84	6.67				
10/2/2018						5.39			
2/26/2019						5.77			
3/5/2019	5.48		5.26	6.07	7.22				
3/6/2019		5.99							
3/26/2019								5.3	
3/27/2019							5.84		5.83
4/1/2019						5.62			
4/2/2019	5.74				6.94				
4/3/2019		6.29	5.47	5.71					
8/20/2019									5.58
8/21/2019							5.96	5.26	
8/22/2019									
9/24/2019					6.87				
9/25/2019	5.49			5.86		5.69			
9/26/2019		6.04	5.2						
10/8/2019									5.59
10/9/2019							5.81	5.22	
2/11/2020	5.58	6.07	5.3						
2/12/2020				6	7.13	5.8	5.97	5.3	
2/14/2020									
3/17/2020									5.57
3/19/2020						6			
3/24/2020	5.57	5.98	5.33	5.86	6.35			5.29	
3/25/2020							5.78		
8/27/2020									4.88
9/22/2020									5.46
9/23/2020	5.58	6.01	5.29						
9/24/2020				5.8	6.7	5.67	5.7	5.43	
9/25/2020									
2/9/2021	5.62	6.12	5.43	5.86	6.95				
2/10/2021							5.8	5.19	
2/11/2021						5.73			
3/1/2021						5.78			5.48
3/3/2021	5.52	5.89	5.31	5.89					
3/4/2021					6.8		5.54	5.23	
8/19/2021						5.43			5.5
8/26/2021			4.4				6.91		
8/27/2021	5.27	5.4		5.57					
9/1/2021					6.65				
9/3/2021								5.01	
2/8/2022							5.78	5.26	5.4
2/9/2022	5.53	5.98	5.28	5.91	6.84				
2/10/2022									
2/11/2022						5.59			
8/30/2022	4.68	5.89	5.18		6.58				
8/31/2022				5.38		5.87	5.3	4.53	5.32
9/1/2022									
2/7/2023	5.47	6	5.03	5.63	6.82		5.49		
2/8/2023						6.43		5.71	5.22
8/15/2023	5.54	5.82	5.2	7	6.84		5.78	5	5.69

Time Series

Constituent: pH, Field (SU) Analysis Run 5/6/2026 8:29 PM

Plant Yates Client: Southern Company Data: Yates AMA-R6

	YGWA-17S (bg)	YGWA-18I (bg)	YGWA-18S (bg)	YGWA-20S (bg)	YGWA-21I (bg)	YGWA-30I (bg)	YGWA-39 (bg)	YGWA-40 (bg)	YGWA-47 (bg)
8/16/2023						5.55			
2/20/2024	5.64	6.11		5.99	6.78	5.81	5.97	5.32	5.62
2/22/2024									
2/23/2024			5.3						
8/20/2024	5.45	5.74		6	6.6	6.07			5.48
8/21/2024			5.29				6	5.38	
8/23/2024									
2/25/2025	5.59	6	6.26	6.07	6.55	5.45	5.81	5.07	5.52
2/26/2025									
8/12/2025	5.36	6.01	5.21	5.57	6.71	5.68	5.79	4.97	5.66
8/14/2025									
2/17/2026	7.52	7.17	7.38	5.77	6.69	5.64	8.01	7.87	5.16
2/18/2026									

Time Series

Constituent: pH, Field (SU) Analysis Run 5/6/2026 8:29 PM

Plant Yates Client: Southern Company Data: Yates AMA-R6

	YGWC-38
6/2/2016	
6/6/2016	
6/7/2016	
7/25/2016	
7/27/2016	
7/28/2016	
8/30/2016	
9/16/2016	
9/19/2016	
11/1/2016	
11/2/2016	
11/3/2016	
11/14/2016	
1/11/2017	
1/13/2017	
1/16/2017	
2/21/2017	
2/24/2017	
3/1/2017	
3/2/2017	
3/6/2017	
4/26/2017	
5/2/2017	
5/8/2017	
6/28/2017	
6/29/2017	
6/30/2017	
7/11/2017	
10/3/2017	
10/4/2017	
10/5/2017	
10/10/2017	
10/11/2017	
10/12/2017	4.85
11/20/2017	4.87
1/10/2018	
1/11/2018	
1/12/2018	4.78
2/19/2018	
2/20/2018	5.1
3/27/2018	
3/28/2018	
3/29/2018	
4/2/2018	
4/3/2018	4.76
6/5/2018	
6/6/2018	
6/7/2018	
6/11/2018	
6/28/2018	4.75
8/7/2018	4.72
9/19/2018	

Time Series

Constituent: pH, Field (SU) Analysis Run 5/6/2026 8:29 PM

Plant Yates Client: Southern Company Data: Yates AMA-R6

	YGWC-38
9/24/2018	4.67
9/25/2018	
10/2/2018	
2/26/2019	
3/5/2019	
3/6/2019	
3/26/2019	
3/27/2019	4.79
4/1/2019	
4/2/2019	
4/3/2019	
8/20/2019	
8/21/2019	
8/22/2019	4.81
9/24/2019	
9/25/2019	
9/26/2019	
10/8/2019	
10/9/2019	4.8
2/11/2020	
2/12/2020	
2/14/2020	4.84
3/17/2020	
3/19/2020	
3/24/2020	
3/25/2020	4.89
8/27/2020	
9/22/2020	
9/23/2020	
9/24/2020	
9/25/2020	4.9
2/9/2021	5.04
2/10/2021	
2/11/2021	
3/1/2021	
3/3/2021	
3/4/2021	5.01
8/19/2021	
8/26/2021	4.54
8/27/2021	
9/1/2021	
9/3/2021	
2/8/2022	
2/9/2022	
2/10/2022	4.85
2/11/2022	
8/30/2022	
8/31/2022	
9/1/2022	4.91
2/7/2023	
2/8/2023	5.16
8/15/2023	

Time Series

Constituent: pH, Field (SU) Analysis Run 5/6/2026 8:29 PM

Plant Yates Client: Southern Company Data: Yates AMA-R6

	YGWC-38
8/16/2023	4.83
2/20/2024	
2/22/2024	5.03
2/23/2024	
8/20/2024	
8/21/2024	
8/23/2024	5.11
2/25/2025	
2/26/2025	5.08
8/12/2025	
8/14/2025	5.16
2/17/2026	
2/18/2026	6.92

Time Series

Constituent: pH, Field (SU) Analysis Run 5/6/2026 8:29 PM

Plant Yates Client: Southern Company Data: Yates AMA-R6

	YGWC-41	YGWC-23S	YGWC-24SB	YGWC-36A	YGWC-42	YGWC-43	YGWC-49	YGWC-50	YAMW-1
6/7/2016		5.57							
6/8/2016			5.65						
7/28/2016		5.6							
8/1/2016			5.47						
8/30/2016					5.64				
8/31/2016						7.27			
9/1/2016							5.78		
9/2/2016				5.84					
9/20/2016		5.53	5.61						
11/8/2016		5.53	5.55						
11/14/2016				6.28					
11/15/2016							5.81		
11/16/2016					6.21	6.79			
1/16/2017		5.59							
1/17/2017			5.53						
2/24/2017						6.39			
2/27/2017					6.09		5.68		
2/28/2017				5.99					
3/8/2017			5.62						
3/9/2017		5.56							
5/2/2017		5.61	5.46						
5/9/2017				6.3			6.18		
5/10/2017					5.79	6.5			
7/7/2017			5.81						
7/10/2017		5.68							
7/11/2017					5.45	6.32			
7/13/2017				5.57			5.6		
9/22/2017				5.5					
9/29/2017				5.58					
10/5/2017			5.45 (D)						
10/6/2017				5.51					
10/11/2017		5.46		5.47			5.61		
10/12/2017	4.94				5.48	5.97			
11/21/2017	4.69								
1/11/2018	4.73								
2/19/2018	4.96								
3/30/2018		5.73	5.64 (D)	5.51					
4/3/2018	5.31								
4/4/2018					5.93	6.41	5.98		
6/12/2018		5.63	5.64 (D)						
6/13/2018				5.5					
6/27/2018	4.78								
8/7/2018	4.77								
9/20/2018					5.63	5.69	5.67		
9/24/2018	4.78								
9/26/2018			5.61 (D)	5.53					
9/27/2018		5.47							
3/5/2019			5.72 (D)						
3/6/2019		5.84		5.21					
3/27/2019					5.57				
3/28/2019	5					5.96	5.86		
4/4/2019		5.64	5.66 (D)	5.74					

Time Series

Constituent: pH, Field (SU) Analysis Run 5/6/2026 8:29 PM

Plant Yates Client: Southern Company Data: Yates AMA-R6

	YGWC-41	YGWC-23S	YGWC-24SB	YGWC-36A	YGWC-42	YGWC-43	YGWC-49	YGWC-50	YAMW-1
8/21/2019						5.84			
8/22/2019	4.89				5.61				
9/26/2019			5.52 (D)	5.51			5.6		
9/27/2019		5.77							
10/9/2019	4.86				5.5	5.78			
1/3/2020									5.78
1/15/2020									
2/13/2020			5.69						
2/14/2020	4.84			5.71	5.8				
2/17/2020		5.84				5.93	5.82		
3/25/2020	4.87			5.49	5.53	5.79	5.69		6.13
3/26/2020		5.69	5.51 (D)						
9/23/2020			5.64						
9/24/2020		5.51			5.55		5.62		6
9/25/2020	4.95					5.75			
10/7/2020				5.86					
2/9/2021		5.61	5.69			5.86	5.79		6.42
2/10/2021	4.98			6.31	5.88				
3/3/2021			5.7						6.54
3/4/2021	4.69	5.44		5.67	5.59	5.88	5.88		
8/25/2021		5.46			6.73				
8/26/2021	6.77								
9/1/2021			5.22				5.15		5.97
9/3/2021				5.06					
9/27/2021						6.08			
2/8/2022	5.07					5.82	5.79		
2/10/2022		5.51	4.66 (D)		5.57				5.8
2/11/2022				5.58					
8/31/2022							5.34		5.64
9/1/2022	4.43	5.27		5.18	5.49	5.62			
2/8/2023	4.69	5.33			5.48	5.4			
2/9/2023				5.67			5.61		5.73
2/10/2023			5.67						
8/16/2023	5.01	5.36	5.89	5.36	5.53	5.58	5.04		5.8
8/17/2023								5	
12/20/2023								4.63	
2/21/2024		5.43					5.29		
2/22/2024	4.84				5.61	5.81		5	
2/23/2024			5.62	5.2					5.5
6/10/2024								4.86	
8/21/2024		5.4							
8/22/2024			5.16	4.82	5.52	5.61	5.72		5.44
8/23/2024	5.18							4.97	
2/26/2025	4.77			5.13	5.42		5.75	5	5.4
2/27/2025		5.5				5.65			
3/17/2025			5.65						
7/31/2025									5.91
8/12/2025				4.95					
8/13/2025	5.15	5.62			5.45				
8/14/2025			5.42			5.52	5.81		
10/8/2025								5.04	
2/18/2026			5.55	5.13		5.48			5.32

Time Series

Constituent: pH, Field (SU) Analysis Run 5/6/2026 8:29 PM

Plant Yates Client: Southern Company Data: Yates AMA-R6

	YGWC-41	YGWC-23S	YGWC-24SB	YGWC-36A	YGWC-42	YGWC-43	YGWC-49	YGWC-50	YAMW-1
2/19/2026	5.04	6.14			5.51		5.77	5.31	

Time Series

Constituent: pH, Field (SU) Analysis Run 5/6/2026 8:29 PM

Plant Yates Client: Southern Company Data: Yates AMA-R6

	YAMW-2
6/7/2016	
6/8/2016	
7/28/2016	
8/1/2016	
8/30/2016	
8/31/2016	
9/1/2016	
9/2/2016	
9/20/2016	
11/8/2016	
11/14/2016	
11/15/2016	
11/16/2016	
1/16/2017	
1/17/2017	
2/24/2017	
2/27/2017	
2/28/2017	
3/8/2017	
3/9/2017	
5/2/2017	
5/9/2017	
5/10/2017	
7/7/2017	
7/10/2017	
7/11/2017	
7/13/2017	
9/22/2017	
9/29/2017	
10/5/2017	
10/6/2017	
10/11/2017	
10/12/2017	
11/21/2017	
1/11/2018	
2/19/2018	
3/30/2018	
4/3/2018	
4/4/2018	
6/12/2018	
6/13/2018	
6/27/2018	
8/7/2018	
9/20/2018	
9/24/2018	
9/26/2018	
9/27/2018	
3/5/2019	
3/6/2019	
3/27/2019	
3/28/2019	
4/4/2019	

Time Series

Constituent: pH, Field (SU) Analysis Run 5/6/2026 8:29 PM

Plant Yates Client: Southern Company Data: Yates AMA-R6

	YAMW-2
8/21/2019	
8/22/2019	
9/26/2019	
9/27/2019	
10/9/2019	
1/3/2020	
1/15/2020	6.25
2/13/2020	
2/14/2020	
2/17/2020	
3/25/2020	
3/26/2020	
9/23/2020	5.66
9/24/2020	
9/25/2020	
10/7/2020	
2/9/2021	5.81
2/10/2021	
3/3/2021	5.67
3/4/2021	
8/25/2021	
8/26/2021	
9/1/2021	6.67
9/3/2021	
9/27/2021	
2/8/2022	
2/10/2022	5.64
2/11/2022	
8/31/2022	
9/1/2022	4.98
2/8/2023	5.95
2/9/2023	
2/10/2023	
8/16/2023	
8/17/2023	4.77
12/20/2023	
2/21/2024	
2/22/2024	5.42
2/23/2024	
6/10/2024	
8/21/2024	5.5
8/22/2024	
8/23/2024	
2/26/2025	5.41
2/27/2025	
3/17/2025	
7/31/2025	
8/12/2025	
8/13/2025	5.5
8/14/2025	
10/8/2025	
2/18/2026	

Time Series

Constituent: pH, Field (SU) Analysis Run 5/6/2026 8:29 PM

Plant Yates Client: Southern Company Data: Yates AMA-R6

	YAMW-2
2/19/2026	5.4

Time Series

Constituent: pH, Field (SU) Analysis Run 5/6/2026 8:29 PM

Plant Yates Client: Southern Company Data: Yates AMA-R6

	YAMW-3	YAMW-4	YAMW-5	PZ-35	PZ-37D	PZ-37	PZ-51	PZ-52D	PZ-54D
10/12/2017						5.57			
11/21/2017						5.49			
1/11/2018						5.87			
2/20/2018						5.9			
4/3/2018						5.66			
6/29/2018						5.49			
8/6/2018						5.52			
9/24/2018						5.37			
1/15/2020			5.64						
1/16/2020	6.67	6.47							
2/11/2020	6.62		5.37						
3/25/2020				5.65					
9/23/2020		5.89							
9/24/2020			5.38	5.52					
9/25/2020						5.46			
2/9/2021		6.96	5.34			5.42			
2/10/2021				5.53					
3/3/2021		6.8							
3/4/2021			5.32	5.64		5.51			
5/13/2021					7.79				
8/25/2021		6.79				5.28			
8/26/2021			5.35						
9/1/2021				6.82					
9/3/2021	5.74				7.44				
11/4/2021								6.62	
11/17/2021	6.01						6.15		
2/10/2022	5.93	6.1	5.22	5.43		4.83	4.46		
2/11/2022					7.84			6.4	
4/4/2022						5.11			
4/7/2022						4.88			
8/31/2022				5.28					
9/1/2022	5.93	5.87	5.32		8.06	4.98	4.74	6.2	
2/8/2023		6.19	5.67		7.95	5.15		6.12	
2/9/2023	5.89			5.5			5.14		
8/16/2023	5.92	5.94	5.41	5.34	8.05		4.68		
8/17/2023						5.13		5.6	
2/21/2024	5.65				8.17	5.12		5.98	
2/22/2024		5.99	5.41				4.9		
2/23/2024				5.24					
6/10/2024									7.02
7/17/2024	5.77								
8/21/2024					7.97	5.24		6.17	
8/22/2024	5.74			5.13			4.81		
8/23/2024		5.92	5.28						
11/7/2024									5.71
2/25/2025				5.2					
2/26/2025	5.62	5.6							
2/27/2025			5.41		8	5.16	4.8	5.9	5.76
7/31/2025				4.94					
8/13/2025	5.7	5.86	5.39					5.91	6.17
8/14/2025					7.87	5.34	4.44		
2/18/2026					7.85	6.54	4.56	7.23	6.39

Time Series

Constituent: pH, Field (SU) Analysis Run 5/6/2026 8:29 PM

Plant Yates Client: Southern Company Data: Yates AMA-R6

	YAMW-3	YAMW-4	YAMW-5	PZ-35	PZ-37D	PZ-37	PZ-51	PZ-52D	PZ-54D
2/19/2026	5.75	5.94	6.83						
2/26/2026				5.18					

Time Series

Constituent: pH, Field (SU) Analysis Run 5/6/2026 8:29 PM

Plant Yates Client: Southern Company Data: Yates AMA-R6

	PZ-55
10/12/2017	
11/21/2017	
1/11/2018	
2/20/2018	
4/3/2018	
6/29/2018	
8/6/2018	
9/24/2018	
1/15/2020	
1/16/2020	
2/11/2020	
3/25/2020	
9/23/2020	
9/24/2020	
9/25/2020	
2/9/2021	
2/10/2021	
3/3/2021	
3/4/2021	
5/13/2021	
8/25/2021	
8/26/2021	
9/1/2021	
9/3/2021	
11/4/2021	
11/17/2021	
2/10/2022	
2/11/2022	
4/4/2022	
4/7/2022	
8/31/2022	
9/1/2022	
2/8/2023	
2/9/2023	
8/16/2023	
8/17/2023	
2/21/2024	
2/22/2024	5.69
2/23/2024	
6/10/2024	
7/17/2024	
8/21/2024	6.47
8/22/2024	
8/23/2024	
11/7/2024	
2/25/2025	
2/26/2025	
2/27/2025	5.49
7/31/2025	
8/13/2025	
8/14/2025	6.71
2/18/2026	

Time Series

Constituent: pH, Field (SU) Analysis Run 5/6/2026 8:29 PM

Plant Yates Client: Southern Company Data: Yates AMA-R6

	PZ-55
2/19/2026	5.5
2/26/2026	

Time Series

Constituent: Selenium (mg/L) Analysis Run 5/6/2026 8:29 PM

Plant Yates Client: Southern Company Data: Yates AMA-R6

	GWA-2 (bg)	YGWA-1D (bg)	YGWA-1I (bg)	YGWA-2I (bg)	YGWA-3D (bg)	YGWA-3I (bg)	YGWA-4I (bg)	YGWA-5D (bg)	YGWA-5I (bg)
5/1/2007	<0.005								
9/12/2007	<0.005								
3/20/2008	<0.005								
8/27/2008	<0.005								
3/3/2009	<0.005								
11/18/2009	<0.005								
3/3/2010	<0.005								
9/8/2010	<0.005								
3/10/2011	<0.005								
9/8/2011	<0.005								
3/5/2012	<0.005								
9/10/2012	<0.005								
2/6/2013	<0.005								
8/12/2013	<0.005								
2/5/2014	<0.005								
8/5/2014	<0.005								
2/4/2015	<0.005								
8/3/2015	<0.005								
2/16/2016	<0.005								
6/1/2016		<0.005	<0.005			<0.005			
6/2/2016					<0.005		<0.005	<0.005	<0.005
7/21/2016	<0.005								
7/25/2016			<0.005			<0.005			
7/26/2016		<0.005			<0.005		0.0009 (J)	<0.005	0.0009 (J)
8/31/2016	<0.005								
9/13/2016		<0.005	<0.005						
9/14/2016				<0.005		<0.005	<0.005	<0.005	<0.005
9/15/2016					<0.005				
11/1/2016		<0.005			<0.005	<0.005			
11/2/2016							<0.005	<0.005	
11/4/2016			<0.005	<0.005					<0.005
11/28/2016	<0.005								
12/15/2016				<0.005					
1/10/2017									
1/11/2017		<0.005			<0.005	<0.005			
1/12/2017								<0.005	<0.005
1/13/2017							<0.005		
1/16/2017			<0.005	<0.005					
2/22/2017	<0.005								
3/1/2017						<0.005			
3/2/2017		<0.005	<0.005		<0.005				
3/3/2017				<0.005					
3/6/2017							<0.005		
3/7/2017								<0.005	<0.005
3/8/2017									
4/26/2017					<0.005	<0.005			
4/27/2017		<0.005	<0.005						
4/28/2017				<0.005					
5/1/2017							<0.005	<0.005	
5/2/2017									<0.005
5/8/2017	<0.005								
5/26/2017				<0.005					

ND substitution: RL or RL/2 if <15% NDs.

Time Series

Constituent: Selenium (mg/L) Analysis Run 5/6/2026 8:29 PM

Plant Yates Client: Southern Company Data: Yates AMA-R6

	GWA-2 (bg)	YGWA-1D (bg)	YGWA-1I (bg)	YGWA-2I (bg)	YGWA-3D (bg)	YGWA-3I (bg)	YGWA-4I (bg)	YGWA-5D (bg)	YGWA-5I (bg)
6/27/2017		<0.005	<0.005					<0.005	<0.005
6/28/2017				<0.005	<0.005	<0.005			
6/29/2017							<0.005		
6/30/2017									
7/17/2017	<0.005								
10/16/2017	<0.005								
2/19/2018	<0.005								
3/27/2018			<0.005						
3/28/2018				<0.005	<0.005	<0.005			
3/29/2018		<0.005					<0.005	<0.005	<0.005
6/6/2018								<0.005	
6/7/2018							<0.005		<0.005
8/6/2018	<0.005								
9/26/2018							<0.005	<0.005	<0.005
2/25/2019	<0.005								
2/26/2019									
2/27/2019		<0.005	<0.005	<0.005	<0.005	<0.005			
3/4/2019							<0.005	<0.005	<0.005
3/28/2019		<0.005	<0.005						
3/29/2019				<0.005					
4/1/2019					<0.005	<0.005			
4/3/2019							<0.005	<0.005	<0.005
6/12/2019	<0.005								
8/19/2019	<0.005								
9/24/2019		<0.005	<0.005	<0.005				<0.005	<0.005
9/25/2019					<0.005	<0.005	<0.005		
10/8/2019	<0.005								
2/10/2020		<0.005	<0.005						
2/11/2020				<0.005		<0.005			
2/12/2020					<0.005		<0.005	<0.005	<0.005
3/17/2020	<0.005								
3/18/2020			<0.005						
3/19/2020		<0.005		<0.005	<0.005	<0.005			
3/24/2020								<0.005	<0.005
3/25/2020							<0.005		
8/26/2020	<0.005								
9/22/2020	<0.005						<0.005	<0.005	<0.005
9/23/2020		<0.005	<0.005	<0.005	<0.005	<0.005			
9/25/2020									
2/8/2021								<0.005	<0.005
2/9/2021							<0.005		
2/10/2021				<0.005	<0.005	<0.005			
2/12/2021		<0.005	<0.005						
3/2/2021	<0.005							<0.005	<0.005
3/3/2021		<0.005	<0.005	<0.005	<0.005	<0.005	0.0019 (J)		
8/19/2021		<0.005	<0.005		<0.005				
8/20/2021	<0.005								
8/26/2021							<0.005	<0.005	<0.005
8/27/2021				<0.005		<0.005			
2/8/2022	<0.005								
2/9/2022		<0.005	<0.005	<0.005	<0.005	<0.005			
2/10/2022								<0.005	<0.005

ND substitution: RL or RL/2 if <15% NDs.

Time Series

Constituent: Selenium (mg/L) Analysis Run 5/6/2026 8:29 PM

Plant Yates Client: Southern Company Data: Yates AMA-R6

	GWA-2 (bg)	YGWA-1D (bg)	YGWA-1I (bg)	YGWA-2I (bg)	YGWA-3D (bg)	YGWA-3I (bg)	YGWA-4I (bg)	YGWA-5D (bg)	YGWA-5I (bg)
2/11/2022							<0.005		
8/30/2022	<0.005	<0.005		<0.005				<0.005	<0.005
8/31/2022			<0.005		<0.005	<0.005	<0.005		
2/7/2023	<0.005	<0.005	<0.005	<0.005				<0.005	
2/8/2023					<0.005	<0.005			
2/9/2023							<0.005		<0.005
8/15/2023	<0.005	<0.005	<0.005	<0.005	<0.005		<0.005	<0.005	<0.005
8/16/2023						<0.005			
2/20/2024	<0.005	<0.005	<0.005	<0.005	<0.005	<0.005	<0.005	<0.005	<0.005
2/23/2024									
8/20/2024		<0.005	<0.005	<0.005	<0.005	<0.005	<0.005	<0.005	<0.005
2/25/2025		<0.005	<0.005	<0.005	<0.005	<0.005	<0.005	<0.005	<0.005
8/12/2025		<0.005	<0.005	<0.005	<0.005	<0.005	<0.005	<0.005	<0.005
2/17/2026		<0.005	<0.005	<0.005	<0.005	<0.005	0.00057 (J)	<0.005	<0.005

ND substitution: RL or RL/2 if <15% NDs.

Time Series

Constituent: Selenium (mg/L) Analysis Run 5/6/2026 8:29 PM

Plant Yates Client: Southern Company Data: Yates AMA-R6

	YGWA-14S (bg)
5/1/2007	
9/12/2007	
3/20/2008	
8/27/2008	
3/3/2009	
11/18/2009	
3/3/2010	
9/8/2010	
3/10/2011	
9/8/2011	
3/5/2012	
9/10/2012	
2/6/2013	
8/12/2013	
2/5/2014	
8/5/2014	
2/4/2015	
8/3/2015	
2/16/2016	
6/1/2016	
6/2/2016	0.0011 (J)
7/21/2016	
7/25/2016	
7/26/2016	0.0016 (J)
8/31/2016	
9/13/2016	
9/14/2016	
9/15/2016	0.0014 (J)
11/1/2016	
11/2/2016	<0.005
11/4/2016	
11/28/2016	
12/15/2016	
1/10/2017	0.0012 (J)
1/11/2017	
1/12/2017	
1/13/2017	
1/16/2017	
2/22/2017	
3/1/2017	
3/2/2017	
3/3/2017	
3/6/2017	
3/7/2017	
3/8/2017	<0.005
4/26/2017	<0.005
4/27/2017	
4/28/2017	
5/1/2017	
5/2/2017	
5/8/2017	
5/26/2017	

ND substitution: RL or RL/2 if <15% NDs.

Time Series

Constituent: Selenium (mg/L) Analysis Run 5/6/2026 8:29 PM

Plant Yates Client: Southern Company Data: Yates AMA-R6

	YGWA-14S (bg)
6/27/2017	
6/28/2017	
6/29/2017	
6/30/2017	<0.005
7/17/2017	
10/16/2017	
2/19/2018	
3/27/2018	<0.005
3/28/2018	
3/29/2018	
6/6/2018	
6/7/2018	
8/6/2018	
9/26/2018	
2/25/2019	
2/26/2019	<0.005
2/27/2019	
3/4/2019	
3/28/2019	
3/29/2019	0.0019 (J)
4/1/2019	
4/3/2019	
6/12/2019	
8/19/2019	
9/24/2019	
9/25/2019	<0.005
10/8/2019	
2/10/2020	
2/11/2020	
2/12/2020	<0.005
3/17/2020	
3/18/2020	<0.005
3/19/2020	
3/24/2020	
3/25/2020	
8/26/2020	
9/22/2020	
9/23/2020	
9/25/2020	<0.005
2/8/2021	
2/9/2021	
2/10/2021	<0.005
2/12/2021	
3/2/2021	<0.005
3/3/2021	
8/19/2021	<0.005
8/20/2021	
8/26/2021	
8/27/2021	
2/8/2022	
2/9/2022	
2/10/2022	0.0014 (J)

ND substitution: RL or RL/2 if <15% NDs.

Time Series

Constituent: Selenium (mg/L) Analysis Run 5/6/2026 8:29 PM

Plant Yates Client: Southern Company Data: Yates AMA-R6

	YGWA-14S (bg)
2/11/2022	
8/30/2022	
8/31/2022	<0.005
2/7/2023	
2/8/2023	<0.005
2/9/2023	
8/15/2023	0.0014 (J)
8/16/2023	
2/20/2024	
2/23/2024	0.001 (J)
8/20/2024	0.0012 (J)
2/25/2025	0.0014 (J)
8/12/2025	0.0014 (J)
2/17/2026	0.0014 (J)

ND substitution: RL or RL/2 if <15% NDs.

Time Series

Constituent: Selenium (mg/L) Analysis Run 5/6/2026 8:29 PM

Plant Yates Client: Southern Company Data: Yates AMA-R6

	YGWA-17S (bg)	YGWA-18I (bg)	YGWA-18S (bg)	YGWA-20S (bg)	YGWA-21I (bg)	YGWA-30I (bg)	YGWA-39 (bg)	YGWA-40 (bg)	YGWA-47 (bg)
6/2/2016						<0.005			
6/6/2016		<0.005	<0.005						
6/7/2016	0.001 (J)			<0.005	0.00048 (J)				
7/25/2016						<0.005			
7/27/2016	0.0012 (J)	<0.005	<0.005	<0.005					
7/28/2016					<0.005				
8/30/2016									0.0017 (J)
9/16/2016	0.0015 (J)		<0.005						
9/19/2016		<0.005		<0.005	0.0014 (J)	<0.005			
11/1/2016						<0.005			
11/2/2016				<0.005					
11/3/2016	0.0015 (J)	<0.005	<0.005		<0.005				
11/14/2016									<0.005
1/11/2017	0.0014 (J)	<0.005	<0.005						
1/13/2017				<0.005	<0.005				
1/16/2017						<0.005			
2/21/2017						<0.005			
2/24/2017									0.0011 (J)
3/1/2017		<0.005	<0.005						
3/2/2017	0.0017 (J)								
3/6/2017				<0.005	<0.005				
4/26/2017		<0.005	<0.005	<0.005	<0.005	<0.005			
5/2/2017	<0.005								
5/8/2017									<0.005
6/28/2017		<0.005	<0.005						
6/29/2017	<0.005			<0.005	<0.005				
6/30/2017						<0.005			
7/11/2017									<0.005
10/10/2017									<0.005
10/11/2017							<0.005		
10/12/2017								<0.005	
11/20/2017							<0.005	0.0042 (J)	
1/10/2018								0.0043 (J)	
1/11/2018							<0.005		
1/12/2018									
2/19/2018								<0.005	
2/20/2018							<0.005		
3/27/2018						<0.005			
3/28/2018	<0.005	<0.005	<0.005						
3/29/2018				<0.005	<0.005				
4/2/2018									<0.005
4/3/2018							<0.005	<0.005	
6/5/2018					<0.005				
6/6/2018				<0.005					
6/7/2018		<0.005							
6/11/2018	<0.005		<0.005						
6/28/2018							<0.005	0.0032 (J)	
8/7/2018							<0.005	0.0031 (J)	
9/19/2018									<0.005
9/24/2018							0.0015 (J)	0.0026 (J)	
9/25/2018	<0.005	<0.005	<0.005	<0.005	<0.005				
2/26/2019						<0.005			

ND substitution: RL or RL/2 if <15% NDs.

Time Series

Constituent: Selenium (mg/L) Analysis Run 5/6/2026 8:29 PM

Plant Yates Client: Southern Company Data: Yates AMA-R6

	YGWA-17S (bg)	YGWA-18I (bg)	YGWA-18S (bg)	YGWA-20S (bg)	YGWA-21I (bg)	YGWA-30I (bg)	YGWA-39 (bg)	YGWA-40 (bg)	YGWA-47 (bg)
3/5/2019	<0.005		<0.005	<0.005	<0.005				
3/6/2019		<0.005							
4/1/2019						<0.005			
4/2/2019	<0.005				<0.005				
4/3/2019		<0.005	<0.005	<0.005					
8/20/2019									<0.005
8/21/2019							<0.005	0.0024 (J)	
8/22/2019									
9/24/2019					<0.005				
9/25/2019	<0.005			<0.005		<0.005			
9/26/2019		<0.005	<0.005						
10/9/2019							<0.005	0.0026 (J)	
2/11/2020	<0.005	<0.005	<0.005						
2/12/2020				<0.005	<0.005	<0.005	<0.005	0.002 (J)	
2/14/2020									
3/19/2020						<0.005			
3/24/2020	<0.005	<0.005	<0.005	<0.005	<0.005			0.002 (J)	
3/25/2020							<0.005		
8/27/2020									<0.005
9/23/2020	<0.005	<0.005	<0.005						
9/24/2020				<0.005	<0.005	<0.005	<0.005	0.0016 (J)	
9/25/2020									
2/9/2021	<0.005	<0.005	<0.005	<0.005	<0.005				
2/10/2021							<0.005	<0.005	
2/11/2021						<0.005			
3/1/2021						<0.005			
3/3/2021	<0.005	<0.005	<0.005	<0.005					
3/4/2021					<0.005		<0.005	<0.005	
8/19/2021						<0.005			<0.005
8/26/2021			<0.005				<0.005		
8/27/2021	<0.005	<0.005		<0.005					
9/1/2021					<0.005				
9/3/2021								<0.005	
2/8/2022							<0.005	0.0014 (J)	<0.005
2/9/2022	<0.005	<0.005	<0.005	<0.005	<0.005				
2/10/2022									
2/11/2022						<0.005			
8/30/2022	<0.005	<0.005	<0.005		<0.005				
8/31/2022				<0.005		<0.005	<0.005	<0.005	<0.005
9/1/2022									
2/7/2023	<0.005	<0.005	<0.005	<0.005	<0.005		<0.005		
2/8/2023						<0.005		<0.005	<0.005
8/15/2023	<0.005	<0.005	<0.005	<0.005	<0.005		<0.005	<0.005	<0.005
8/16/2023						<0.005			
2/20/2024	<0.005	<0.005		<0.005	<0.005	<0.005	<0.005	<0.005	<0.005
2/22/2024									
2/23/2024			<0.005						
8/20/2024	<0.005	<0.005		<0.005	<0.005	<0.005			<0.005
8/21/2024			<0.005				<0.005	<0.005	
8/23/2024									
2/25/2025	<0.005	<0.005	<0.005	<0.005	<0.005	<0.005	<0.005	<0.005	<0.005
2/26/2025									

ND substitution: RL or RL/2 if <15% NDs.

Time Series

Constituent: Selenium (mg/L) Analysis Run 5/6/2026 8:29 PM

Plant Yates Client: Southern Company Data: Yates AMA-R6

	YGWA-17S (bg)	YGWA-18I (bg)	YGWA-18S (bg)	YGWA-20S (bg)	YGWA-21I (bg)	YGWA-30I (bg)	YGWA-39 (bg)	YGWA-40 (bg)	YGWA-47 (bg)
8/12/2025	<0.005	<0.005	<0.005	<0.005	<0.005	<0.005	<0.005	<0.005	<0.005
8/14/2025									
2/17/2026	<0.005	<0.005	<0.005	<0.005	<0.005	<0.005	<0.005	0.00074 (J)	0.00051 (J)
2/18/2026									

ND substitution: RL or RL/2 if <15% NDs.

Time Series

Constituent: Selenium (mg/L) Analysis Run 5/6/2026 8:29 PM

Plant Yates Client: Southern Company Data: Yates AMA-R6

	YGWC-38
6/2/2016	
6/6/2016	
6/7/2016	
7/25/2016	
7/27/2016	
7/28/2016	
8/30/2016	
9/16/2016	
9/19/2016	
11/1/2016	
11/2/2016	
11/3/2016	
11/14/2016	
1/11/2017	
1/13/2017	
1/16/2017	
2/21/2017	
2/24/2017	
3/1/2017	
3/2/2017	
3/6/2017	
4/26/2017	
5/2/2017	
5/8/2017	
6/28/2017	
6/29/2017	
6/30/2017	
7/11/2017	
10/10/2017	
10/11/2017	
10/12/2017	0.265
11/20/2017	0.246
1/10/2018	
1/11/2018	
1/12/2018	0.249
2/19/2018	
2/20/2018	0.25
3/27/2018	
3/28/2018	
3/29/2018	
4/2/2018	
4/3/2018	0.23
6/5/2018	
6/6/2018	
6/7/2018	
6/11/2018	
6/28/2018	0.23
8/7/2018	0.2
9/19/2018	
9/24/2018	0.2
9/25/2018	
2/26/2019	

Time Series

Constituent: Selenium (mg/L) Analysis Run 5/6/2026 8:29 PM

Plant Yates Client: Southern Company Data: Yates AMA-R6

	YGWC-38
3/5/2019	
3/6/2019	
4/1/2019	
4/2/2019	
4/3/2019	
8/20/2019	
8/21/2019	
8/22/2019	0.14
9/24/2019	
9/25/2019	
9/26/2019	
10/9/2019	0.12
2/11/2020	
2/12/2020	
2/14/2020	0.11
3/19/2020	
3/24/2020	
3/25/2020	0.099
8/27/2020	
9/23/2020	
9/24/2020	
9/25/2020	0.076
2/9/2021	0.073
2/10/2021	
2/11/2021	
3/1/2021	
3/3/2021	
3/4/2021	0.076
8/19/2021	
8/26/2021	0.06
8/27/2021	
9/1/2021	
9/3/2021	
2/8/2022	
2/9/2022	
2/10/2022	0.064
2/11/2022	
8/30/2022	
8/31/2022	
9/1/2022	0.055
2/7/2023	
2/8/2023	0.056
8/15/2023	
8/16/2023	0.053
2/20/2024	
2/22/2024	0.048
2/23/2024	
8/20/2024	
8/21/2024	
8/23/2024	0.045
2/25/2025	
2/26/2025	0.045

Time Series

Constituent: Selenium (mg/L) Analysis Run 5/6/2026 8:29 PM

Plant Yates Client: Southern Company Data: Yates AMA-R6

	YGWC-38
8/12/2025	
8/14/2025	0.042
2/17/2026	
2/18/2026	0.044

Time Series

Constituent: Selenium (mg/L) Analysis Run 5/6/2026 8:29 PM

Plant Yates Client: Southern Company Data: Yates AMA-R6

	YGWC-41	YGWC-23S	YGWC-24SB	YGWC-36A	YGWC-42	YGWC-43	YGWC-49	YGWC-50	YAMW-1
6/7/2016		0.037							
6/8/2016			<0.005						
7/28/2016		0.0385							
8/1/2016			<0.005						
8/30/2016					0.0711				
8/31/2016						<0.005			
9/1/2016							0.0086 (J)		
9/2/2016				0.0012 (J)					
9/20/2016		0.0464	<0.005						
11/8/2016		0.0521	<0.005						
11/14/2016				<0.005					
11/15/2016							0.0056 (J)		
11/16/2016					0.0313	<0.005			
1/16/2017		0.0469							
1/17/2017			<0.005						
2/24/2017						<0.005			
2/27/2017					0.0316		0.0098 (J)		
2/28/2017				0.0017 (J)					
3/8/2017			<0.005						
3/9/2017		0.0437							
5/2/2017		0.0395	<0.005						
5/9/2017				0.0018 (J)			0.0076 (J)		
5/10/2017					0.053	<0.005			
7/7/2017			<0.005						
7/10/2017		0.0386							
7/11/2017					0.0697	<0.005			
7/13/2017				0.0031 (J)			0.0093 (J)		
9/22/2017				0.0024 (J)					
9/29/2017				0.002 (J)					
10/6/2017				<0.005					
10/11/2017							0.0089 (J)		
10/12/2017	0.0191				0.0594	<0.005			
11/21/2017	0.0687								
1/11/2018	0.069								
2/19/2018	0.071								
3/30/2018		0.028	<0.005	<0.005					
4/3/2018	0.067								
4/4/2018					0.055	<0.005	<0.005		
6/12/2018		0.026	<0.005						
6/13/2018				0.0024 (J)					
6/27/2018	0.066								
8/7/2018	0.061								
9/20/2018					0.041	<0.005	0.0081 (J)		
9/24/2018	0.061								
9/26/2018			<0.005	0.0037 (J)					
9/27/2018		0.023							
10/16/2018									0.0019 (J)
3/5/2019			<0.005						
3/6/2019		0.019		0.0033 (J)					
4/4/2019		0.017	<0.005	0.0029 (J)					
8/21/2019						<0.005			
8/22/2019	0.058				0.047				

ND substitution: RL or RL/2 if <15% NDs.

Time Series

Constituent: Selenium (mg/L) Analysis Run 5/6/2026 8:29 PM

Plant Yates Client: Southern Company Data: Yates AMA-R6

	YGWC-41	YGWC-23S	YGWC-24SB	YGWC-36A	YGWC-42	YGWC-43	YGWC-49	YGWC-50	YAMW-1
9/26/2019			<0.005	0.0019 (J)			0.0077 (J)		<0.005
9/27/2019		0.018							
10/9/2019	0.052				0.042	<0.005			
1/15/2020									
2/13/2020			<0.005						
2/14/2020	0.059			0.002 (J)	0.04				
2/17/2020		0.02				<0.005	0.0068 (J)		
3/25/2020	0.057			0.0024 (J)	0.046	<0.005	0.0085 (J)		<0.005
3/26/2020		0.024	<0.005						
9/23/2020			<0.005						
9/24/2020		0.031			0.046		0.0091 (J)		<0.005
9/25/2020	0.046					<0.005			
10/7/2020				<0.005					
2/9/2021		0.032	<0.005			<0.005	0.0079 (J)		<0.005
2/10/2021	0.033			<0.005	0.043				
3/3/2021			<0.005						<0.005
3/4/2021	0.037	0.037		<0.005	0.048	<0.005	0.0058		
8/25/2021		0.032			0.043				
8/26/2021	0.027								
9/1/2021			<0.005				0.0066		0.0027 (J)
9/3/2021				<0.005					
9/27/2021						<0.005			
2/8/2022	0.031					<0.005	0.0075		
2/10/2022		0.039	<0.005		0.044				0.0034 (J)
2/11/2022				<0.005					
8/31/2022							0.0062		0.0041 (J)
9/1/2022	0.027	0.036		<0.005	0.035	<0.005			
2/8/2023	0.027	0.035			0.041	<0.005			
2/9/2023				0.0027 (J)			0.0054		0.0051
2/10/2023			<0.005						
8/16/2023	0.023	0.03	<0.005	0.0032 (J)	0.019	<0.005	0.0062		0.0046 (J)
8/17/2023								0.0018 (J)	
12/20/2023								0.0015 (J)	
2/21/2024		0.031					0.0055		
2/22/2024	0.021				0.037	<0.005		<0.005	
2/23/2024			<0.005	0.005 (J)					0.0056
6/10/2024								0.0012 (J)	
8/21/2024		0.03							
8/22/2024			<0.005	0.0054	0.038	<0.005	0.0056		0.0079
8/23/2024	0.021							0.0015 (J)	
11/26/2024								0.0022 (J)	
2/26/2025	0.023			0.0054	0.036		0.0059	<0.005	0.0071
2/27/2025		0.044				<0.005			
3/17/2025			<0.005						
5/21/2025								<0.005	
7/31/2025									0.0049 (J)
8/12/2025				0.0047 (J)					
8/13/2025	0.023	0.046			0.036				
8/14/2025			<0.005			<0.005	0.0054		
10/8/2025								<0.005	
2/18/2026			<0.005	0.0057		<0.005			0.012
2/19/2026	0.023	0.037			0.036		0.0052	<0.005	

ND substitution: RL or RL/2 if <15% NDs.

Time Series

Constituent: Selenium (mg/L) Analysis Run 5/6/2026 8:29 PM

Plant Yates Client: Southern Company Data: Yates AMA-R6

	YAMW-2
6/7/2016	
6/8/2016	
7/28/2016	
8/1/2016	
8/30/2016	
8/31/2016	
9/1/2016	
9/2/2016	
9/20/2016	
11/8/2016	
11/14/2016	
11/15/2016	
11/16/2016	
1/16/2017	
1/17/2017	
2/24/2017	
2/27/2017	
2/28/2017	
3/8/2017	
3/9/2017	
5/2/2017	
5/9/2017	
5/10/2017	
7/7/2017	
7/10/2017	
7/11/2017	
7/13/2017	
9/22/2017	
9/29/2017	
10/6/2017	
10/11/2017	
10/12/2017	
11/21/2017	
1/11/2018	
2/19/2018	
3/30/2018	
4/3/2018	
4/4/2018	
6/12/2018	
6/13/2018	
6/27/2018	
8/7/2018	
9/20/2018	
9/24/2018	
9/26/2018	
9/27/2018	
10/16/2018	
3/5/2019	
3/6/2019	
4/4/2019	
8/21/2019	
8/22/2019	

Time Series

Constituent: Selenium (mg/L) Analysis Run 5/6/2026 8:29 PM

Plant Yates Client: Southern Company Data: Yates AMA-R6

	YAMW-2
9/26/2019	
9/27/2019	
10/9/2019	
1/15/2020	<0.005
2/13/2020	
2/14/2020	
2/17/2020	
3/25/2020	
3/26/2020	
9/23/2020	<0.005
9/24/2020	
9/25/2020	
10/7/2020	
2/9/2021	<0.005
2/10/2021	
3/3/2021	<0.005
3/4/2021	
8/25/2021	
8/26/2021	
9/1/2021	<0.005
9/3/2021	
9/27/2021	
2/8/2022	
2/10/2022	<0.005
2/11/2022	
8/31/2022	
9/1/2022	<0.005
2/8/2023	<0.005
2/9/2023	
2/10/2023	
8/16/2023	
8/17/2023	<0.005
12/20/2023	
2/21/2024	
2/22/2024	<0.005
2/23/2024	
6/10/2024	
8/21/2024	0.0012 (J)
8/22/2024	
8/23/2024	
11/26/2024	
2/26/2025	<0.005
2/27/2025	
3/17/2025	
5/21/2025	
7/31/2025	
8/12/2025	
8/13/2025	<0.005
8/14/2025	
10/8/2025	
2/18/2026	
2/19/2026	0.0007 (J)

ND substitution: RL or RL/2 if <15% NDs.

Time Series

Constituent: Selenium (mg/L) Analysis Run 5/6/2026 8:29 PM

Plant Yates Client: Southern Company Data: Yates AMA-R6

	YAMW-3	YAMW-4	YAMW-5	PZ-35	PZ-37D	PZ-37	PZ-51	PZ-52D	PZ-54D
10/12/2017						0.234			
11/21/2017						0.225			
1/11/2018						0.168			
2/20/2018						0.32			
4/3/2018						0.28			
6/29/2018						0.26			
8/6/2018						0.21			
9/24/2018						0.33			
10/16/2018				<0.005					
9/26/2019				<0.005					
1/15/2020			0.045						
1/16/2020	<0.005	0.0018 (J)							
3/25/2020				<0.005					
9/23/2020		0.016							
9/24/2020			0.026	<0.005					
9/25/2020						0.32			
2/9/2021		<0.005	0.06			0.28			
2/10/2021				<0.005					
3/3/2021		<0.005							
3/4/2021			0.061	<0.005		0.27			
5/13/2021					<0.005				
8/25/2021		0.019				0.2			
8/26/2021			0.055						
9/1/2021				0.0016 (J)					
9/3/2021					<0.005				
11/4/2021								0.0034 (J)	
2/10/2022	<0.005	0.019	0.057	0.003 (J)		0.2	0.029		
2/11/2022					<0.005			0.0025 (J)	
4/4/2022						0.18			
4/7/2022						0.18			
8/31/2022				0.0033 (J)					
9/1/2022	<0.005	0.023	0.048		<0.005	0.17	0.026	0.0041 (J)	
2/8/2023		0.017	0.052		<0.005	0.16		0.0057	
2/9/2023	<0.005			0.0041 (J)			0.028		
8/16/2023	0.0075	0.019	0.054	0.0039 (J)	<0.005		0.024		
8/17/2023						0.15		0.011	
2/21/2024	0.023				<0.005	0.13		0.0099	
2/22/2024		0.015	0.053				0.024		
2/23/2024				0.0035 (J)					
6/12/2024									0.0056
8/21/2024					<0.005	0.12		0.01	
8/22/2024	0.028			0.0038 (J)			0.022		
8/23/2024		0.014	0.054						
11/7/2024									<0.005
2/25/2025				0.0041 (J)					
2/26/2025	0.028	0.013							
2/27/2025			0.056		<0.005	0.11	0.021	0.0098	<0.005
7/31/2025				0.0042 (J)					
8/13/2025	0.023	0.013	0.057					0.0087	<0.005
8/14/2025					<0.005	0.096	0.019		
2/18/2026					<0.005	0.085	0.022	0.0065	<0.005
2/19/2026	0.026	0.013	0.059						

ND substitution: RL or RL/2 if <15% NDs.

Time Series

Constituent: Selenium (mg/L) Analysis Run 5/6/2026 8:29 PM

Plant Yates Client: Southern Company Data: Yates AMA-R6

	PZ-55
10/12/2017	
11/21/2017	
1/11/2018	
2/20/2018	
4/3/2018	
6/29/2018	
8/6/2018	
9/24/2018	
10/16/2018	
9/26/2019	
1/15/2020	
1/16/2020	
3/25/2020	
9/23/2020	
9/24/2020	
9/25/2020	
2/9/2021	
2/10/2021	
3/3/2021	
3/4/2021	
5/13/2021	
8/25/2021	
8/26/2021	
9/1/2021	
9/3/2021	
11/4/2021	
2/10/2022	
2/11/2022	
4/4/2022	
4/7/2022	
8/31/2022	
9/1/2022	
2/8/2023	
2/9/2023	
8/16/2023	
8/17/2023	
2/21/2024	
2/22/2024	0.019
2/23/2024	
6/12/2024	
8/21/2024	0.022
8/22/2024	
8/23/2024	
11/7/2024	
2/25/2025	
2/26/2025	
2/27/2025	0.022
7/31/2025	
8/13/2025	
8/14/2025	<0.005
2/18/2026	
2/19/2026	0.024

ND substitution: RL or RL/2 if <15% NDs.

Time Series

Constituent: Sulfate (mg/L) Analysis Run 5/6/2026 8:29 PM

Plant Yates Client: Southern Company Data: Yates AMA-R6

	GWA-2 (bg)	YGWA-1D (bg)	YGWA-1I (bg)	YGWA-2I (bg)	YGWA-3D (bg)	YGWA-3I (bg)	YGWA-4I (bg)	YGWA-5D (bg)	YGWA-5I (bg)
6/1/2016		5	4.2			12			
6/2/2016					5.8		8	20	1.9
7/25/2016			3.7			8.4			
7/26/2016		5.4			6.7		7.7	20	1.8
8/31/2016	29								
9/13/2016		2.9	5.2						
9/14/2016				9.4		8.6	7.5	19	1.8
9/15/2016					6				
11/1/2016		3.9			4.9	8.9			
11/2/2016							8.2	20	
11/4/2016			5	13					2
11/28/2016	36								
12/15/2016				1.8					
1/10/2017									
1/11/2017		3.7			4.5	8.6			
1/12/2017								19	1.9
1/13/2017							8.1		
1/16/2017			7.9	11					
2/22/2017	43								
3/1/2017						9.3			
3/2/2017		4.6	7.4		4.4				
3/3/2017				8.8					
3/6/2017							8		
3/7/2017								20	2.1
3/8/2017									
4/26/2017					5.1	11			
4/27/2017		5.2	7.4						
4/28/2017				10					
5/1/2017							8.4	20	
5/2/2017									2
5/8/2017	60								
5/26/2017				12					
6/27/2017		5.9	6.4					18	2.1
6/28/2017				11	5.4	12			
6/29/2017							9.2		
6/30/2017									
7/17/2017	63								
10/3/2017		6.6	5.9	7.9				16	2.3
10/4/2017					6.2	12			
10/5/2017							9.6		
10/16/2017	62								
2/19/2018	64.6								
6/5/2018		6.4							
6/6/2018			4.4					8.3	
6/7/2018				8.8	6.7		8.5		2
6/8/2018						9.6			
8/6/2018	42.1								
9/26/2018							10.2	7.9	2.3
10/1/2018		5.6	4	9.1	7.1	9.1			
2/25/2019	42.1								
3/28/2019		8	4.3						
3/29/2019				9					

Time Series

Constituent: Sulfate (mg/L) Analysis Run 5/6/2026 8:29 PM

Plant Yates Client: Southern Company Data: Yates AMA-R6

	GWA-2 (bg)	YGWA-1D (bg)	YGWA-1I (bg)	YGWA-2I (bg)	YGWA-3D (bg)	YGWA-3I (bg)	YGWA-4I (bg)	YGWA-5D (bg)	YGWA-5I (bg)
4/1/2019					7.2	8.5			
4/3/2019							8.5	7	2.1
6/12/2019	83.4								
9/24/2019		5.3	4.3	9.1				5.5	2.4
9/25/2019					7	13.8	8.5		
10/8/2019	128								
10/10/2019							9.2	<1	1.8
3/17/2020	98.6								
3/18/2020			5.3						
3/19/2020		10		12.4	9	12.9			
3/24/2020								5.9	2.1
3/25/2020							8.8		
9/22/2020	145						8.2	5.5	2.1
9/23/2020		8.1	3.4	11.8	6.9	16.8			
9/25/2020									
3/2/2021	156							2.6	2.3
3/3/2021		9	4.4	10.6	7	9.6	7.8		
8/19/2021		8.9	4.9		7.5				
8/20/2021	121								
8/26/2021							8.5	6	2.4
8/27/2021				16.7		18.2			
2/8/2022	107								
2/9/2022		9.3	5.1	18	7.2	16			
2/10/2022								4.9	2.4
2/11/2022							7.7		
8/30/2022	101	10.2		20.1				5.7	2.4
8/31/2022			4.8		6.9	13.9	8		
2/7/2023	82.4	10.6	6.6	17.8				5.2	
2/8/2023					7.5	14.7			
2/9/2023							8.9		2.9
8/15/2023	74.2	9.6	4.6	17.2	6.8		7.5	4.8	2.2
8/16/2023						20.3			
2/20/2024	75	9.7	4.3	23.1	7	13.8	8.5	5.1	2.5
2/23/2024									
8/20/2024		12.2	4.9	21.3	7.7	13.7	8.7	4.3	2.6
2/25/2025		10.4	3.5	13.8	6.7	10.9	7.4	4.6	2.2
8/12/2025		9.3	4	15.5	7.5	19.4	8.3	5	2.4
2/17/2026		11.5	4.4	21.8	8.4	13.8	9.1	4.9	2.5

ND substitution: RL or RL/2 if <15% NDs.

Time Series

Constituent: Sulfate (mg/L) Analysis Run 5/6/2026 8:29 PM

Plant Yates Client: Southern Company Data: Yates AMA-R6

	YGWA-14S (bg)
6/1/2016	
6/2/2016	6.6
7/25/2016	
7/26/2016	6.1
8/31/2016	
9/13/2016	
9/14/2016	
9/15/2016	6.1
11/1/2016	
11/2/2016	6.3
11/4/2016	
11/28/2016	
12/15/2016	
1/10/2017	5.9
1/11/2017	
1/12/2017	
1/13/2017	
1/16/2017	
2/22/2017	
3/1/2017	
3/2/2017	
3/3/2017	
3/6/2017	
3/7/2017	
3/8/2017	7
4/26/2017	7
4/27/2017	
4/28/2017	
5/1/2017	
5/2/2017	
5/8/2017	
5/26/2017	
6/27/2017	
6/28/2017	
6/29/2017	
6/30/2017	6.5
7/17/2017	
10/3/2017	
10/4/2017	
10/5/2017	7.9
10/16/2017	
2/19/2018	
6/5/2018	
6/6/2018	
6/7/2018	
6/8/2018	6.4
8/6/2018	
9/26/2018	
10/1/2018	6.8
2/25/2019	
3/28/2019	
3/29/2019	7.3

Time Series

Constituent: Sulfate (mg/L) Analysis Run 5/6/2026 8:29 PM

Plant Yates Client: Southern Company Data: Yates AMA-R6

	YGWA-14S (bg)
4/1/2019	
4/3/2019	
6/12/2019	
9/24/2019	
9/25/2019	6.6
10/8/2019	
10/10/2019	
3/17/2020	
3/18/2020	8.1
3/19/2020	
3/24/2020	
3/25/2020	
9/22/2020	
9/23/2020	
9/25/2020	6.1
3/2/2021	6
3/3/2021	
8/19/2021	6.7
8/20/2021	
8/26/2021	
8/27/2021	
2/8/2022	
2/9/2022	
2/10/2022	6.2
2/11/2022	
8/30/2022	
8/31/2022	5.8
2/7/2023	
2/8/2023	6.1
2/9/2023	
8/15/2023	6
8/16/2023	
2/20/2024	
2/23/2024	7.1
8/20/2024	7.6
2/25/2025	6.5
8/12/2025	7
2/17/2026	7.7

Time Series

Constituent: Sulfate (mg/L) Analysis Run 5/6/2026 8:29 PM

Plant Yates Client: Southern Company Data: Yates AMA-R6

	YGWA-17S (bg)	YGWA-18I (bg)	YGWA-18S (bg)	YGWA-20S (bg)	YGWA-21I (bg)	YGWA-30I (bg)	YGWA-39 (bg)	YGWA-40 (bg)	YGWA-47 (bg)
6/2/2016						1.3			
6/6/2016		1.2	1.8						
6/7/2016	4.4			<1	5.2				
7/25/2016						1.2			
7/27/2016	4.7	1.7	1.9	0.08 (J)					
7/28/2016					5.1				
8/30/2016									160
9/16/2016	4.8		1.7						
9/19/2016		1.8		0.08 (J)	4.8	1.2			
11/1/2016						1.3			
11/2/2016				0.1 (J)					
11/3/2016	5.3	0.69 (J)	1.9		5				
11/14/2016									150
1/11/2017	5.2	0.99 (J)	1.7						
1/13/2017				0.1 (J)	4.3				
1/16/2017						1.4			
2/21/2017						1.4			
2/24/2017									120
3/1/2017		1.8	1.6						
3/2/2017	5								
3/6/2017				<1	4.5				
4/26/2017		1.6	1.9	<1	4.9	1.4			
5/2/2017	5								
5/8/2017									120
6/28/2017		1.7	1.5						
6/29/2017	5.2			0.15 (J)	5.5				
6/30/2017						1.5			
7/11/2017									110
10/3/2017					5.8				
10/4/2017	5.3		1.7	0.14 (J)		1.4			
10/5/2017		1.6							
10/10/2017									93
10/11/2017							20		
10/12/2017								17	
11/20/2017							24	71	
1/10/2018								66	
1/11/2018							23		
1/12/2018									
2/19/2018								57.2	
2/20/2018							20.6		
4/2/2018									88.8
4/3/2018							24.5	49.4	
6/5/2018					6.1				
6/6/2018				0.049 (J)					
6/7/2018		0.68 (J)							
6/11/2018	5.2		0.95 (J)			1.1			
6/28/2018							22	43.8	
8/7/2018							20.7	40.5	
9/19/2018									75
9/24/2018							21.2	39.7	
9/25/2018	6.1	1	1.5	0.13 (J)	7				
10/2/2018						1			

ND substitution: RL or RL/2 if <15% NDs.

Time Series

Constituent: Sulfate (mg/L) Analysis Run 5/6/2026 8:29 PM

Plant Yates Client: Southern Company Data: Yates AMA-R6

	YGWA-17S (bg)	YGWA-18I (bg)	YGWA-18S (bg)	YGWA-20S (bg)	YGWA-21I (bg)	YGWA-30I (bg)	YGWA-39 (bg)	YGWA-40 (bg)	YGWA-47 (bg)
3/26/2019								34.3	
3/27/2019							17.7		65.9
4/1/2019						0.96 (J)			
4/2/2019	5.1				3.8				
4/3/2019		0.82 (J)	1.3	0.12 (J)					
9/24/2019					1				
9/25/2019	5.5			<1		0.81 (J)			
9/26/2019		0.64 (J)	1						
10/8/2019									52.3
10/9/2019							14.85 (D)	27.75 (D)	
10/10/2019	5.5			0.058 (J)	3.6				
3/17/2020									71.6
3/19/2020						1.6			
3/24/2020	5.4	<1	0.99 (J)	<1	3			25.2	
3/25/2020							14.3		
9/22/2020									51.5
9/23/2020	5.1	0.53 (J)	1.1						
9/24/2020				<1	3.6	0.69 (J)	11.7	22.9	
9/25/2020									
3/1/2021						0.88 (J)			51.6
3/3/2021	5.2	<1	1	<1					
3/4/2021					4.5		12	21.5	
8/19/2021						1			52.6
8/26/2021			1.2				19.2		
8/27/2021	5.3	0.59 (J)		<1					
9/1/2021					5				
9/3/2021								21.3	
2/8/2022							14.6	17.9	50.9
2/9/2022	4.8	0.51 (J)	1.1	<1	3.9				
2/10/2022									
2/11/2022						2.8			
8/30/2022	4.7	0.78 (J)	1.3		3.2				
8/31/2022				<1		1.1	10.9	17.9	48
9/1/2022									
2/7/2023	4.9	0.78 (J)	1.2	<1	3.8		9.7		
2/8/2023						0.96 (J)		17.5	50.5
8/15/2023	4.6	0.51 (J)	0.88 (J)	<1	4.1		7.6	16.4	47.7
8/16/2023						0.9 (J)			
2/20/2024	4.6	<1		<1	3.8	0.69 (J)	8.6	17.2	51
2/22/2024									
2/23/2024			0.79 (J)						
8/20/2024	4.6	0.74 (J)		<1	4	0.74 (J)			53.9
8/21/2024			1.1				6.6	18.2	
8/23/2024									
2/25/2025	3.6	<1	0.59 (J)	<1	3.3	0.74 (J)	6.5	15.4	48.3
2/26/2025									
8/12/2025	3.9	0.8 (J)	0.98 (J)	<1	4.4	0.98 (J)	6.5	16.9	53.1
8/14/2025									
2/17/2026	4.4	0.55 (J)	0.74 (J)	<1	4.1	1.1	8.4	20.5	50.9
2/18/2026									

ND substitution: RL or RL/2 if <15% NDs.

Time Series

Constituent: Sulfate (mg/L) Analysis Run 5/6/2026 8:29 PM

Plant Yates Client: Southern Company Data: Yates AMA-R6

	YGWC-38
6/2/2016	
6/6/2016	
6/7/2016	
7/25/2016	
7/27/2016	
7/28/2016	
8/30/2016	
9/16/2016	
9/19/2016	
11/1/2016	
11/2/2016	
11/3/2016	
11/14/2016	
1/11/2017	
1/13/2017	
1/16/2017	
2/21/2017	
2/24/2017	
3/1/2017	
3/2/2017	
3/6/2017	
4/26/2017	
5/2/2017	
5/8/2017	
6/28/2017	
6/29/2017	
6/30/2017	
7/11/2017	
10/3/2017	
10/4/2017	
10/5/2017	
10/10/2017	
10/11/2017	
10/12/2017	940
11/20/2017	980
1/10/2018	
1/11/2018	
1/12/2018	880
2/19/2018	
2/20/2018	905
4/2/2018	
4/3/2018	872
6/5/2018	
6/6/2018	
6/7/2018	
6/11/2018	
6/28/2018	869
8/7/2018	879
9/19/2018	
9/24/2018	872
9/25/2018	
10/2/2018	

Time Series

Constituent: Sulfate (mg/L) Analysis Run 5/6/2026 8:29 PM

Plant Yates Client: Southern Company Data: Yates AMA-R6

	YGWC-38
3/26/2019	
3/27/2019	851
4/1/2019	
4/2/2019	
4/3/2019	
9/24/2019	
9/25/2019	
9/26/2019	
10/8/2019	
10/9/2019	700 (D)
10/10/2019	
3/17/2020	
3/19/2020	
3/24/2020	
3/25/2020	483
9/22/2020	
9/23/2020	
9/24/2020	
9/25/2020	414
3/1/2021	
3/3/2021	
3/4/2021	356
8/19/2021	
8/26/2021	328
8/27/2021	
9/1/2021	
9/3/2021	
2/8/2022	
2/9/2022	
2/10/2022	290
2/11/2022	
8/30/2022	
8/31/2022	
9/1/2022	282
2/7/2023	
2/8/2023	251
8/15/2023	
8/16/2023	227
2/20/2024	
2/22/2024	210
2/23/2024	
8/20/2024	
8/21/2024	
8/23/2024	186
2/25/2025	
2/26/2025	159
8/12/2025	
8/14/2025	145
2/17/2026	
2/18/2026	156

Time Series

Constituent: Sulfate (mg/L) Analysis Run 5/6/2026 8:29 PM

Plant Yates Client: Southern Company Data: Yates AMA-R6

	YGWC-41	YGWC-23S	YGWC-24SB	YGWC-36A	YGWC-42	YGWC-43	YGWC-49	YGWC-50	YAMW-1
6/7/2016		56							
6/8/2016			<1						
7/28/2016		57							
8/1/2016			1.1						
8/30/2016					980				
8/31/2016						34			
9/1/2016							95		
9/2/2016				72					
9/20/2016		68	0.38 (J)						
11/8/2016		79	0.39 (J)						
11/14/2016				110					
11/15/2016							94		
11/16/2016					940	240			
1/16/2017		72							
1/17/2017			0.48 (J)						
2/24/2017						89			
2/27/2017					940		84		
2/28/2017				110					
3/8/2017			0.29 (J)						
3/9/2017		69							
5/2/2017		60	0.29 (J)						
5/9/2017				130			91		
5/10/2017					1200	100			
7/7/2017			0.37 (J)						
7/10/2017		57							
7/11/2017					1300	110			
7/13/2017				140			88		
9/22/2017				160					
9/29/2017				160					
10/5/2017			0.36 (J)						
10/6/2017				160					
10/11/2017		52		150			86		
10/12/2017	400				1100	120			
11/21/2017	430								
1/11/2018	390								
2/19/2018	414								
4/3/2018	406								
4/4/2018					1020	160	76.5		
6/12/2018		41.4	0.35 (J)						
6/13/2018				144					
6/27/2018	357								
8/7/2018	346								
9/20/2018					810	247	84.1		
9/24/2018	358								
9/26/2018			0.28 (J)	160					
9/27/2018		39.6							
10/16/2018									83.7
3/27/2019					831				
3/28/2019	258					181	82.8		
4/4/2019		27.9	0.29 (J)	119					
9/26/2019			0.23 (J)	84.8			80		46.6
9/27/2019		30.3							

ND substitution: RL or RL/2 if <15% NDs.

Time Series

Constituent: Sulfate (mg/L) Analysis Run 5/6/2026 8:29 PM

Plant Yates Client: Southern Company Data: Yates AMA-R6

	YGWC-41	YGWC-23S	YGWC-24SB	YGWC-36A	YGWC-42	YGWC-43	YGWC-49	YGWC-50	YAMW-1
10/9/2019	259.5 (D)				728.5 (D)	279			
10/10/2019		29.5							
3/25/2020	214			58.8	642	164	76.1		11.7
3/26/2020		36.5	<1						
9/23/2020			<1						
9/24/2020		52.5			579		77		13.1
9/25/2020	175					281			
10/7/2020				18.2					
3/3/2021			<1						16.9
3/4/2021	117	61.7		6.3	537	328	75.1		
8/25/2021		68			500				
8/26/2021	117								
9/1/2021			<1				79.8		94.7
9/3/2021				13.8					
9/27/2021						56.5			
2/8/2022	109					133	73.9		
2/10/2022		78.7	<1		485				120
2/11/2022				16.4					
8/31/2022							71		173
9/1/2022	117	79		28.2	502	169			
2/8/2023	119	78			494	164			
2/9/2023				50.8			71.1		209
2/10/2023			0.5 (J)						
8/16/2023	104	69.3	<1	93.9	451	151	63.8		151
8/17/2023								1140	
12/20/2023								1180	
2/21/2024		81					65.4		
2/22/2024	109				487	147		1170	
2/23/2024			<1	156					237
6/10/2024								1130	
8/21/2024		89.3							
8/22/2024			<1	191	432	181	66.4		279
8/23/2024	97.8							1130	
11/26/2024								1010	
2/26/2025	96.4			199	432		56.8	1040	239
2/27/2025		92.2				187			
3/17/2025			<1						
5/21/2025								1220	
7/31/2025									161
8/12/2025				231					
8/13/2025	88.3	87.4			393				
8/14/2025			<1			175	58.7		
10/8/2025								1140	
2/18/2026			<1	265		199			401
2/19/2026	111	94.9			518		58	1150	

ND substitution: RL or RL/2 if <15% NDs.

Time Series

Constituent: Sulfate (mg/L) Analysis Run 5/6/2026 8:29 PM

Plant Yates Client: Southern Company Data: Yates AMA-R6

	YAMW-2
6/7/2016	
6/8/2016	
7/28/2016	
8/1/2016	
8/30/2016	
8/31/2016	
9/1/2016	
9/2/2016	
9/20/2016	
11/8/2016	
11/14/2016	
11/15/2016	
11/16/2016	
1/16/2017	
1/17/2017	
2/24/2017	
2/27/2017	
2/28/2017	
3/8/2017	
3/9/2017	
5/2/2017	
5/9/2017	
5/10/2017	
7/7/2017	
7/10/2017	
7/11/2017	
7/13/2017	
9/22/2017	
9/29/2017	
10/5/2017	
10/6/2017	
10/11/2017	
10/12/2017	
11/21/2017	
1/11/2018	
2/19/2018	
4/3/2018	
4/4/2018	
6/12/2018	
6/13/2018	
6/27/2018	
8/7/2018	
9/20/2018	
9/24/2018	
9/26/2018	
9/27/2018	
10/16/2018	
3/27/2019	
3/28/2019	
4/4/2019	
9/26/2019	
9/27/2019	

Time Series

Constituent: Sulfate (mg/L) Analysis Run 5/6/2026 8:29 PM

Plant Yates Client: Southern Company Data: Yates AMA-R6

	YAMW-2
10/9/2019	
10/10/2019	
3/25/2020	
3/26/2020	
9/23/2020	9.1
9/24/2020	
9/25/2020	
10/7/2020	
3/3/2021	7.9
3/4/2021	
8/25/2021	
8/26/2021	
9/1/2021	8.3
9/3/2021	
9/27/2021	
2/8/2022	
2/10/2022	7.1
2/11/2022	
8/31/2022	
9/1/2022	6.6
2/8/2023	6.7
2/9/2023	
2/10/2023	
8/16/2023	
8/17/2023	6.6
12/20/2023	
2/21/2024	
2/22/2024	6.2
2/23/2024	
6/10/2024	
8/21/2024	7.3
8/22/2024	
8/23/2024	
11/26/2024	
2/26/2025	8.1
2/27/2025	
3/17/2025	
5/21/2025	
7/31/2025	
8/12/2025	
8/13/2025	7.4
8/14/2025	
10/8/2025	
2/18/2026	
2/19/2026	6.5

Time Series

Constituent: Sulfate (mg/L) Analysis Run 5/6/2026 8:29 PM

Plant Yates Client: Southern Company Data: Yates AMA-R6

	YAMW-3	YAMW-4	YAMW-5	PZ-35	PZ-37D	PZ-37	PZ-51	PZ-52D	PZ-54D
10/12/2017						650			
11/21/2017						700			
1/11/2018						590			
2/20/2018						677			
4/3/2018						615			
6/29/2018						634			
8/6/2018						623			
9/24/2018						674			
10/16/2018				34.2					
9/26/2019				14.3					
3/25/2020				36.1					
9/23/2020		152							
9/24/2020			438	7.2					
9/25/2020						563			
3/3/2021		91.7							
3/4/2021			340	8.8		485			
5/13/2021					178				
8/25/2021		164				472			
8/26/2021			338						
9/1/2021				38.7					
9/3/2021					153				
11/4/2021								191	
2/10/2022	305	160	276	42.6		452	306		
2/11/2022					115			209	
4/4/2022						364			
4/7/2022						369			
8/31/2022				67.9					
9/1/2022	324	179	354		381	490	346	280	
2/8/2023		192	368		177	449		279	
2/9/2023	419			84.6			370		
8/16/2023	240	177	343	107	210		309		
8/17/2023						459		289	
2/21/2024	386				222	462		309	
2/22/2024		208	369				309		
2/23/2024				148					
6/12/2024									177
8/21/2024					320	441		305	
8/22/2024	371			109			309		
8/23/2024		193	367						
11/7/2024									174
2/25/2025				165					
2/26/2025	357	213							
2/27/2025			321		194	420	314	279	161
7/31/2025				98.6					
8/13/2025	352	195	329					284	142
8/14/2025					261	413	318		
2/18/2026					344	465	368	304	149
2/19/2026	387	232	355						

Time Series

Constituent: Sulfate (mg/L) Analysis Run 5/6/2026 8:29 PM

Plant Yates Client: Southern Company Data: Yates AMA-R6

	PZ-55
10/12/2017	
11/21/2017	
1/11/2018	
2/20/2018	
4/3/2018	
6/29/2018	
8/6/2018	
9/24/2018	
10/16/2018	
9/26/2019	
3/25/2020	
9/23/2020	
9/24/2020	
9/25/2020	
3/3/2021	
3/4/2021	
5/13/2021	
8/25/2021	
8/26/2021	
9/1/2021	
9/3/2021	
11/4/2021	
2/10/2022	
2/11/2022	
4/4/2022	
4/7/2022	
8/31/2022	
9/1/2022	
2/8/2023	
2/9/2023	
8/16/2023	
8/17/2023	
2/21/2024	
2/22/2024	139
2/23/2024	
6/12/2024	
8/21/2024	128
8/22/2024	
8/23/2024	
11/7/2024	
2/25/2025	
2/26/2025	
2/27/2025	128
7/31/2025	
8/13/2025	
8/14/2025	120
2/18/2026	
2/19/2026	138

Time Series

Constituent: TDS (mg/L) Analysis Run 5/6/2026 8:29 PM

Plant Yates Client: Southern Company Data: Yates AMA-R6

	GWA-2 (bg)	YGWA-1D (bg)	YGWA-1I (bg)	YGWA-2I (bg)	YGWA-3D (bg)	YGWA-3I (bg)	YGWA-4I (bg)	YGWA-5D (bg)	YGWA-5I (bg)
6/1/2016		120	54			150			
6/2/2016					130		96	160	66
7/25/2016			48			135			
7/26/2016		94			141		92	177	78
8/31/2016	209								
9/13/2016		105	67						
9/14/2016				152		127	102	187	73
9/15/2016					153				
11/1/2016		44			92	75			
11/2/2016							115	181	
11/4/2016			60	148					75
11/28/2016	102								
12/15/2016				191					
1/10/2017									
1/11/2017		107			159	148			
1/12/2017								202	86
1/13/2017							67		
1/16/2017			65	180					
2/22/2017	164								
3/1/2017						182			
3/2/2017		98	61		117				
3/3/2017				156					
3/6/2017							159		
3/7/2017								257	108
3/8/2017									
4/26/2017					181	92			
4/27/2017		116	31						
4/28/2017				130					
5/1/2017							107	165	
5/2/2017									103
5/8/2017	145								
5/26/2017				223					
6/27/2017		89	42					189	73
6/28/2017				166	169	126			
6/29/2017							79		
6/30/2017									
7/17/2017	185								
10/3/2017		119	58	153				170	89
10/4/2017					141	147			
10/5/2017							95		
10/16/2017	218								
2/19/2018	173								
6/5/2018		127							
6/6/2018			96					151	
6/7/2018				146	95		90		142
6/8/2018						158			
8/6/2018	158								
9/26/2018							116	144	86
10/1/2018		117	60	155	165	138			
2/25/2019	92								
3/28/2019		87	87						
3/29/2019				150					

Time Series

Constituent: TDS (mg/L) Analysis Run 5/6/2026 8:29 PM

Plant Yates Client: Southern Company Data: Yates AMA-R6

	GWA-2 (bg)	YGWA-1D (bg)	YGWA-1I (bg)	YGWA-2I (bg)	YGWA-3D (bg)	YGWA-3I (bg)	YGWA-4I (bg)	YGWA-5D (bg)	YGWA-5I (bg)
4/1/2019					149	19 (J)			
4/3/2019							111	142	83
6/12/2019	226								
9/24/2019		124	54	146				129	79
9/25/2019					157	159	117		
10/8/2019	276								
3/17/2020	185								
3/18/2020			35						
3/19/2020		116		148	146	148			
3/24/2020								139	68
3/25/2020							146		
9/22/2020	281						83	104	75
9/23/2020		108	15	161	157	155			
9/25/2020									
3/2/2021	296							52	67
3/3/2021		99	39	138	137	111	80		
8/19/2021		105	44		144				
8/20/2021	254								
8/26/2021							93	123	86
8/27/2021				150		155			
2/8/2022	283								
2/9/2022		105	57	156	154	145			
2/10/2022								127	77
2/11/2022							102		
8/30/2022	244	116		153				148	86
8/31/2022			46		141	137	92		
2/7/2023	207	131	121	159				180	
2/8/2023					144	145			
2/9/2023							124		59
8/15/2023	230	121	65	157	231		99	219	76
8/16/2023						148			
2/20/2024	214	130	59	159	294	220	140	639 (O)	137
2/23/2024									
8/20/2024		140	67	184	164	179	128	212	108
2/25/2025		121	47	156	147	136	105	146	83
8/12/2025		113	50	152	154	156	115	159	87
2/17/2026		113	51	167	148	139	121	158	94

Time Series

Constituent: TDS (mg/L) Analysis Run 5/6/2026 8:29 PM

Plant Yates Client: Southern Company Data: Yates AMA-R6

	YGWA-14S (bg)
6/1/2016	
6/2/2016	46
7/25/2016	
7/26/2016	54
8/31/2016	
9/13/2016	
9/14/2016	
9/15/2016	54
11/1/2016	
11/2/2016	71
11/4/2016	
11/28/2016	
12/15/2016	
1/10/2017	45
1/11/2017	
1/12/2017	
1/13/2017	
1/16/2017	
2/22/2017	
3/1/2017	
3/2/2017	
3/3/2017	
3/6/2017	
3/7/2017	
3/8/2017	178
4/26/2017	52
4/27/2017	
4/28/2017	
5/1/2017	
5/2/2017	
5/8/2017	
5/26/2017	
6/27/2017	
6/28/2017	
6/29/2017	
6/30/2017	45
7/17/2017	
10/3/2017	
10/4/2017	
10/5/2017	40
10/16/2017	
2/19/2018	
6/5/2018	
6/6/2018	
6/7/2018	
6/8/2018	114
8/6/2018	
9/26/2018	
10/1/2018	50
2/25/2019	
3/28/2019	
3/29/2019	63

Time Series

Constituent: TDS (mg/L) Analysis Run 5/6/2026 8:29 PM

Plant Yates Client: Southern Company Data: Yates AMA-R6

	YGWA-14S (bg)
4/1/2019	
4/3/2019	
6/12/2019	
9/24/2019	
9/25/2019	64
10/8/2019	
3/17/2020	
3/18/2020	57
3/19/2020	
3/24/2020	
3/25/2020	
9/22/2020	
9/23/2020	
9/25/2020	54
3/2/2021	67
3/3/2021	
8/19/2021	54
8/20/2021	
8/26/2021	
8/27/2021	
2/8/2022	
2/9/2022	
2/10/2022	56
2/11/2022	
8/30/2022	
8/31/2022	51
2/7/2023	
2/8/2023	56
2/9/2023	
8/15/2023	69
8/16/2023	
2/20/2024	
2/23/2024	64
8/20/2024	81
2/25/2025	64
8/12/2025	60
2/17/2026	66

Time Series

Constituent: TDS (mg/L) Analysis Run 5/6/2026 8:29 PM

Plant Yates Client: Southern Company Data: Yates AMA-R6

	YGWA-17S (bg)	YGWA-18I (bg)	YGWA-18S (bg)	YGWA-20S (bg)	YGWA-21I (bg)	YGWA-30I (bg)	YGWA-39 (bg)	YGWA-40 (bg)	YGWA-47 (bg)
6/2/2016						36			
6/6/2016		120	58						
6/7/2016	28			38	60				
7/25/2016						50			
7/27/2016	74	94	35	74					
7/28/2016					81				
8/30/2016									319
9/16/2016	67		35						
9/19/2016		92		45	68	35			
11/1/2016						<25			
11/2/2016				53					
11/3/2016	41	104	48		61				
11/14/2016									280
1/11/2017	104	133	95						
1/13/2017				46	76				
1/16/2017						47			
2/21/2017						<25			
2/24/2017									162
3/1/2017		119	79						
3/2/2017	77								
3/6/2017				164	167				
4/26/2017		162	36	34	50	55			
5/2/2017	142								
5/8/2017									194
6/28/2017		98	45						
6/29/2017	53			68	94				
6/30/2017						42			
7/11/2017									193
10/3/2017					149				
10/4/2017	61		45	54		31			
10/5/2017		104							
10/10/2017									175
10/11/2017							68		
10/12/2017								74	
11/20/2017							139	179	
1/10/2018								140	
1/11/2018							153		
1/12/2018									
2/19/2018								119	
2/20/2018							87		
4/2/2018									192
4/3/2018							85	106	
6/5/2018					109				
6/6/2018				79					
6/7/2018		68							
6/11/2018	70		74			59			
6/28/2018							88	112	
8/7/2018							89	103	
9/19/2018									186
9/24/2018							82	107	
9/25/2018	86	109	63	73	122				
10/2/2018						57			

ND substitution: RL or RL/2 if <15% NDs.

Time Series

Constituent: TDS (mg/L) Analysis Run 5/6/2026 8:29 PM

Plant Yates Client: Southern Company Data: Yates AMA-R6

	YGWA-17S (bg)	YGWA-18I (bg)	YGWA-18S (bg)	YGWA-20S (bg)	YGWA-21I (bg)	YGWA-30I (bg)	YGWA-39 (bg)	YGWA-40 (bg)	YGWA-47 (bg)
3/26/2019								90	
3/27/2019							75		170
4/1/2019						54			
4/2/2019	72				134				
4/3/2019		89	63	57					
9/24/2019					157				
9/25/2019	81			75		51			
9/26/2019		126	72						
10/8/2019									172
10/9/2019							119	98	
3/17/2020									165
3/19/2020						47			
3/24/2020	71	91	59	76	117			84	
3/25/2020							158		
9/22/2020									141
9/23/2020	99	103	81						
9/24/2020				69	113	51	170	77	
9/25/2020									
3/1/2021						23			145
3/3/2021	57	95	37	53					
3/4/2021					110		168	57	
8/19/2021						50			134
8/26/2021			31				249		
8/27/2021	93	112		67					
9/1/2021					137				
9/3/2021								88	
2/8/2022							248	93	151
2/9/2022	81	103	60	72	131				
2/10/2022									
2/11/2022						66			
8/30/2022	81	100	52		122				
8/31/2022				62		33	242	92	116
9/1/2022									
2/7/2023	78	96	55	89	163		224		
2/8/2023						43		115	141
8/15/2023	74	96	81	62	126		225	83	186
8/16/2023						48			
2/20/2024	77	129		164	156	55	233	109	159
2/22/2024									
2/23/2024			52						
8/20/2024	86	128		75	143	69			155
8/21/2024			79				235	94	
8/23/2024									
2/25/2025	93	110	69	69	110	51	228	86	147
2/26/2025									
8/12/2025	92	95	54	68	120	63	244	89	167
8/14/2025									
2/17/2026	84	99	53	88	133	52	224	85	153
2/18/2026									

Time Series

Constituent: TDS (mg/L) Analysis Run 5/6/2026 8:29 PM

Plant Yates Client: Southern Company Data: Yates AMA-R6

	YGWC-38
6/2/2016	
6/6/2016	
6/7/2016	
7/25/2016	
7/27/2016	
7/28/2016	
8/30/2016	
9/16/2016	
9/19/2016	
11/1/2016	
11/2/2016	
11/3/2016	
11/14/2016	
1/11/2017	
1/13/2017	
1/16/2017	
2/21/2017	
2/24/2017	
3/1/2017	
3/2/2017	
3/6/2017	
4/26/2017	
5/2/2017	
5/8/2017	
6/28/2017	
6/29/2017	
6/30/2017	
7/11/2017	
10/3/2017	
10/4/2017	
10/5/2017	
10/10/2017	
10/11/2017	
10/12/2017	1360
11/20/2017	1390
1/10/2018	
1/11/2018	
1/12/2018	1400
2/19/2018	
2/20/2018	1300
4/2/2018	
4/3/2018	1390
6/5/2018	
6/6/2018	
6/7/2018	
6/11/2018	
6/28/2018	1310
8/7/2018	1340
9/19/2018	
9/24/2018	1400
9/25/2018	
10/2/2018	

Time Series

Constituent: TDS (mg/L) Analysis Run 5/6/2026 8:29 PM

Plant Yates Client: Southern Company Data: Yates AMA-R6

	YGWC-38
3/26/2019	
3/27/2019	1190
4/1/2019	
4/2/2019	
4/3/2019	
9/24/2019	
9/25/2019	
9/26/2019	
10/8/2019	
10/9/2019	1100
3/17/2020	
3/19/2020	
3/24/2020	
3/25/2020	883
9/22/2020	
9/23/2020	
9/24/2020	
9/25/2020	664
3/1/2021	
3/3/2021	
3/4/2021	600
8/19/2021	
8/26/2021	562
8/27/2021	
9/1/2021	
9/3/2021	
2/8/2022	
2/9/2022	
2/10/2022	541
2/11/2022	
8/30/2022	
8/31/2022	
9/1/2022	499
2/7/2023	
2/8/2023	579
8/15/2023	
8/16/2023	460
2/20/2024	
2/22/2024	403
2/23/2024	
8/20/2024	
8/21/2024	
8/23/2024	418
2/25/2025	
2/26/2025	347
8/12/2025	
8/14/2025	341
2/17/2026	
2/18/2026	295

Time Series

Constituent: TDS (mg/L) Analysis Run 5/6/2026 8:29 PM

Plant Yates Client: Southern Company Data: Yates AMA-R6

	YGWC-41	YGWC-23S	YGWC-24SB	YGWC-36A	YGWC-42	YGWC-43	YGWC-49	YGWC-50	YAMW-1
6/7/2016		130							
6/8/2016			66						
7/28/2016		119							
8/1/2016			56						
8/30/2016					1650				
8/31/2016						80			
9/1/2016							228		
9/2/2016				243					
9/20/2016		132	53						
11/8/2016		146	58						
11/14/2016				272					
11/15/2016							211		
11/16/2016					1420	112			
1/16/2017		194							
1/17/2017			56						
2/24/2017						147			
2/27/2017					1640		382		
2/28/2017				306					
3/8/2017			192						
3/9/2017		288							
5/2/2017		221	113						
5/9/2017				303			154		
5/10/2017					1630	203			
7/7/2017			46						
7/10/2017		123							
7/11/2017					1800	238			
7/13/2017				282			192		
9/22/2017				309					
9/29/2017				273					
10/5/2017			48						
10/6/2017				287					
10/11/2017		100		264			177		
10/12/2017	636				1600	287			
11/21/2017	706								
1/11/2018	701								
2/19/2018	630								
4/3/2018	660								
4/4/2018					1520	292	174		
6/12/2018		115	79						
6/13/2018				292					
6/27/2018	575								
8/7/2018	574								
9/20/2018					1240	434	186		
9/24/2018	588								
9/26/2018			59	277					
9/27/2018		105							
10/16/2018									209
3/27/2019					1100				
3/28/2019	372					323	164		
4/4/2019		85	63	240					
9/26/2019			81	198			192		
9/27/2019		96							

Time Series

Constituent: TDS (mg/L) Analysis Run 5/6/2026 8:29 PM

Plant Yates Client: Southern Company Data: Yates AMA-R6

	YGWC-41	YGWC-23S	YGWC-24SB	YGWC-36A	YGWC-42	YGWC-43	YGWC-49	YGWC-50	YAMW-1
10/9/2019	440				1170	501			
3/25/2020	428			164	1200	352	130		139
3/26/2020		110	67						
9/23/2020			87						
9/24/2020		129			1060		187		106
9/25/2020	307					494			
10/7/2020				137					
3/3/2021			70						121
3/4/2021	224	96		69	501	592	145		
8/25/2021		141			886				
8/26/2021	225								
9/1/2021			96				163		219
9/3/2021				89					
9/27/2021						158			
2/8/2022	226					294	164		
2/10/2022		180	78		882				281
2/11/2022				81					
8/31/2022							207		336
9/1/2022	205	191		108	934	366			
2/8/2023	257	158			853	333			
2/9/2023				116			145		347
2/10/2023			66						
8/16/2023	266	170	68	234	904	356	159		363
8/17/2023								2010	
12/20/2023								1930	
2/21/2024		192					173		
2/22/2024	224				881	313		1930	
2/23/2024			75	308					454
6/10/2024								2030	
8/21/2024		193							
8/22/2024			82	783	830	412	159		548
8/23/2024	225							2050	
11/26/2024								2010	
2/26/2025	215			421	849		150	2040	499
2/27/2025		218				415			
3/17/2025			70						
5/21/2025								2090	
7/31/2025									353
8/12/2025				438					
8/13/2025	217	224			776				
8/14/2025			72			395	149		
10/8/2025								1890	
2/18/2026			92	465		395			730
2/19/2026	220	208			912		148	2030	

Time Series

Constituent: TDS (mg/L) Analysis Run 5/6/2026 8:29 PM

Plant Yates Client: Southern Company Data: Yates AMA-R6

	YAMW-2
6/7/2016	
6/8/2016	
7/28/2016	
8/1/2016	
8/30/2016	
8/31/2016	
9/1/2016	
9/2/2016	
9/20/2016	
11/8/2016	
11/14/2016	
11/15/2016	
11/16/2016	
1/16/2017	
1/17/2017	
2/24/2017	
2/27/2017	
2/28/2017	
3/8/2017	
3/9/2017	
5/2/2017	
5/9/2017	
5/10/2017	
7/7/2017	
7/10/2017	
7/11/2017	
7/13/2017	
9/22/2017	
9/29/2017	
10/5/2017	
10/6/2017	
10/11/2017	
10/12/2017	
11/21/2017	
1/11/2018	
2/19/2018	
4/3/2018	
4/4/2018	
6/12/2018	
6/13/2018	
6/27/2018	
8/7/2018	
9/20/2018	
9/24/2018	
9/26/2018	
9/27/2018	
10/16/2018	
3/27/2019	
3/28/2019	
4/4/2019	
9/26/2019	
9/27/2019	

Time Series

Constituent: TDS (mg/L) Analysis Run 5/6/2026 8:29 PM

Plant Yates Client: Southern Company Data: Yates AMA-R6

	YAMW-2
10/9/2019	
3/25/2020	
3/26/2020	
9/23/2020	62
9/24/2020	
9/25/2020	
10/7/2020	
3/3/2021	40
3/4/2021	
8/25/2021	
8/26/2021	
9/1/2021	60
9/3/2021	
9/27/2021	
2/8/2022	
2/10/2022	48
2/11/2022	
8/31/2022	
9/1/2022	52
2/8/2023	190
2/9/2023	
2/10/2023	
8/16/2023	
8/17/2023	55
12/20/2023	
2/21/2024	
2/22/2024	55
2/23/2024	
6/10/2024	
8/21/2024	94
8/22/2024	
8/23/2024	
11/26/2024	
2/26/2025	47
2/27/2025	
3/17/2025	
5/21/2025	
7/31/2025	
8/12/2025	
8/13/2025	54
8/14/2025	
10/8/2025	
2/18/2026	
2/19/2026	67

Time Series

Constituent: TDS (mg/L) Analysis Run 5/6/2026 8:29 PM

Plant Yates Client: Southern Company Data: Yates AMA-R6

	YAMW-3	YAMW-4	YAMW-5	PZ-35	PZ-37D	PZ-37	PZ-51	PZ-52D	PZ-54D
10/12/2017						1060			
11/21/2017						1100			
1/11/2018						1020			
2/20/2018						1050			
4/3/2018						1080			
6/29/2018						979			
8/6/2018						1020			
9/24/2018						1090			
10/16/2018				123					
3/25/2020				84					
9/23/2020		329							
9/24/2020			788	100					
9/25/2020						878			
3/3/2021		245							
3/4/2021			604	59		856			
5/13/2021					381				
8/25/2021		332				876			
8/26/2021			570						
9/1/2021				128					
9/3/2021					374				
11/4/2021								426	
2/10/2022	606	346	499	130		798	574		
2/11/2022					382			456	
4/4/2022						796			
4/7/2022						856			
8/31/2022				173					
9/1/2022	632	358	662		916	908	622	544	
2/8/2023		402	660		477	822		542	
2/9/2023	727			196			582		
8/16/2023	587	416	716	256	505		612		
8/17/2023						938		600	
2/21/2024	753				548	834		557	
2/22/2024		424	681				556		
2/23/2024				299					
6/12/2024									775
8/21/2024					728	834		599	
8/22/2024	742			267			601		
8/23/2024		415	699						
11/7/2024									643
2/25/2025				373					
2/26/2025	732	456							
2/27/2025			652		497	868	619	580	614
7/31/2025				230					
8/13/2025	718	435	639					581	620
8/14/2025					608	842	641		
2/18/2026					588	826	630	547	654
2/19/2026	718	434	626						

Time Series

Constituent: TDS (mg/L) Analysis Run 5/6/2026 8:29 PM

Plant Yates Client: Southern Company Data: Yates AMA-R6

	PZ-55
10/12/2017	
11/21/2017	
1/11/2018	
2/20/2018	
4/3/2018	
6/29/2018	
8/6/2018	
9/24/2018	
10/16/2018	
3/25/2020	
9/23/2020	
9/24/2020	
9/25/2020	
3/3/2021	
3/4/2021	
5/13/2021	
8/25/2021	
8/26/2021	
9/1/2021	
9/3/2021	
11/4/2021	
2/10/2022	
2/11/2022	
4/4/2022	
4/7/2022	
8/31/2022	
9/1/2022	
2/8/2023	
2/9/2023	
8/16/2023	
8/17/2023	
2/21/2024	
2/22/2024	297
2/23/2024	
6/12/2024	
8/21/2024	292
8/22/2024	
8/23/2024	
11/7/2024	
2/25/2025	
2/26/2025	
2/27/2025	273
7/31/2025	
8/13/2025	
8/14/2025	329
2/18/2026	
2/19/2026	285

Time Series

Constituent: Thallium (mg/L) Analysis Run 5/6/2026 8:29 PM

Plant Yates Client: Southern Company Data: Yates AMA-R6

	GWA-2 (bg)	YGWA-1D (bg)	YGWA-1I (bg)	YGWA-2I (bg)	YGWA-3D (bg)	YGWA-3I (bg)	YGWA-4I (bg)	YGWA-5D (bg)	YGWA-5I (bg)
5/1/2007	<0.0005								
3/20/2008	<0.0005								
8/27/2008	<0.0005								
3/3/2009	<0.0005								
11/18/2009	<0.0005								
3/3/2010	<0.0005								
9/8/2010	<0.0005								
3/10/2011	<0.0005								
9/8/2011	<0.0005								
3/5/2012	<0.0005								
9/10/2012	<0.0005								
2/6/2013	<0.0005								
8/12/2013	<0.0005								
2/5/2014	<0.0005								
8/5/2014	<0.0005								
2/4/2015	<0.0005								
2/16/2016	<0.0005								
6/1/2016		<0.0005	<0.0005			<0.0005			
6/2/2016					<0.0005		<0.0005	<0.0005	<0.0005
7/21/2016	<0.0005								
7/25/2016			<0.0005			<0.0005			
7/26/2016		<0.0005			0.0001 (J)		<0.0005	<0.0005	<0.0005
8/31/2016	<0.0005								
9/13/2016		<0.0005	<0.0005						
9/14/2016				<0.0005		<0.0005	<0.0005	<0.0005	<0.0005
9/15/2016					<0.0005				
11/1/2016		<0.0005			<0.0005	<0.0005			
11/2/2016							<0.0005	<0.0005	
11/4/2016			<0.0005	<0.0005					<0.0005
11/28/2016	<0.0005								
12/15/2016				<0.0005					
1/10/2017									
1/11/2017		<0.0005			<0.0005	<0.0005			
1/12/2017								<0.0005	<0.0005
1/13/2017							<0.0005		
1/16/2017			<0.0005	<0.0005					
2/22/2017	<0.0005								
3/1/2017						<0.0005			
3/2/2017		<0.0005	<0.0005		<0.0005				
3/3/2017				<0.0005					
3/6/2017							<0.0005		
3/7/2017								<0.0005	<0.0005
3/8/2017									
4/26/2017					<0.0005	<0.0005			
4/27/2017		<0.0005	<0.0005						
4/28/2017				<0.0005					
5/1/2017							<0.0005	<0.0005	
5/2/2017									<0.0005
5/8/2017	6E-05 (J)								
5/26/2017				<0.0005					
6/27/2017		<0.0005	<0.0005					<0.0005	<0.0005
6/28/2017				<0.0005	<0.0005	<0.0005			

ND substitution: RL or RL/2 if <15% NDs.

Time Series

Constituent: Thallium (mg/L) Analysis Run 5/6/2026 8:29 PM

Plant Yates Client: Southern Company Data: Yates AMA-R6

	GWA-2 (bg)	YGWA-1D (bg)	YGWA-1I (bg)	YGWA-2I (bg)	YGWA-3D (bg)	YGWA-3I (bg)	YGWA-4I (bg)	YGWA-5D (bg)	YGWA-5I (bg)
6/29/2017							<0.0005		
6/30/2017									
7/17/2017	6E-05 (J)								
10/16/2017	7E-05 (J)								
2/19/2018	<0.0005								
3/27/2018			<0.0005						
3/28/2018				<0.0005	<0.0005	<0.0005			
3/29/2018		<0.0005					<0.0005	<0.0005	<0.0005
8/6/2018	<0.0005								
2/25/2019	<0.0005								
2/26/2019									
2/27/2019		<0.0005	<0.0005	<0.0005	<0.0005	<0.0005			
3/4/2019							<0.0005	<0.0005	<0.0005
4/3/2019							<0.0005	<0.0005	<0.0005
6/12/2019	<0.0005								
8/19/2019	5.5E-05 (J)								
9/24/2019								<0.0005	<0.0005
9/25/2019							<0.0005		
10/8/2019	<0.0005								
2/10/2020		<0.0005	5.5E-05 (J)						
2/11/2020				<0.0005		<0.0005			
2/12/2020					<0.0005		<0.0005	<0.0005	<0.0005
3/17/2020	<0.0005								
3/18/2020			<0.0005						
3/19/2020		<0.0005		<0.0005	<0.0005	<0.0005			
3/24/2020								<0.0005	<0.0005
3/25/2020							<0.0005		
8/26/2020	<0.0005								
9/22/2020	<0.0005						<0.0005	<0.0005	<0.0005
9/23/2020		<0.0005	<0.0005	<0.0005	<0.0005	0.00016 (J)			
9/25/2020									
2/8/2021								<0.0005	<0.0005
2/9/2021							<0.0005		
2/10/2021				<0.0005	<0.0005	<0.0005			
2/12/2021		<0.0005	<0.0005						
3/2/2021	<0.0005								
8/20/2021	<0.0005								
2/8/2022	<0.0005								
2/9/2022		<0.0005	<0.0005	<0.0005	<0.0005	<0.0005			
2/10/2022								<0.0005	<0.0005
2/11/2022							<0.0005		
8/30/2022	<0.0005	<0.0005		<0.0005				<0.0005	<0.0005
8/31/2022			<0.0005		<0.0005	<0.0005	<0.0005		
2/7/2023	<0.0005	<0.0005	<0.0005	<0.0005				<0.0005	
2/8/2023					<0.0005	<0.0005			
2/9/2023							<0.0005		<0.0005
8/15/2023	<0.0005	<0.0005	<0.0005	<0.0005	<0.0005		<0.0005	<0.0005	<0.0005
8/16/2023						<0.0005			
2/20/2024	<0.0005	<0.0005	<0.0005	<0.0005	<0.0005	<0.0005	<0.0005	<0.0005	<0.0005
2/23/2024									
8/20/2024		<0.0005	<0.0005	<0.0005	<0.0005	<0.0005	<0.0005	<0.0005	<0.0005
2/25/2025		<0.0005	<0.0005	<0.0005	0.00043 (J)	0.00053 (J)	<0.0005	<0.0005	<0.0005

ND substitution: RL or RL/2 if <15% NDs.

Time Series

Constituent: Thallium (mg/L) Analysis Run 5/6/2026 8:29 PM

Plant Yates Client: Southern Company Data: Yates AMA-R6

	GWA-2 (bg)	YGWA-1D (bg)	YGWA-1I (bg)	YGWA-2I (bg)	YGWA-3D (bg)	YGWA-3I (bg)	YGWA-4I (bg)	YGWA-5D (bg)	YGWA-5I (bg)
8/12/2025		<0.0005	<0.0005	<0.0005	<0.0005	<0.0005	<0.0005	<0.0005	<0.0005
2/17/2026		<0.0005	<0.0005	<0.0005	<0.0005	<0.0005	<0.0005	<0.0005	<0.0005

ND substitution: RL or RL/2 if <15% NDs.

Time Series

Constituent: Thallium (mg/L) Analysis Run 5/6/2026 8:29 PM

Plant Yates Client: Southern Company Data: Yates AMA-R6

	YGWA-14S (bg)
5/1/2007	
3/20/2008	
8/27/2008	
3/3/2009	
11/18/2009	
3/3/2010	
9/8/2010	
3/10/2011	
9/8/2011	
3/5/2012	
9/10/2012	
2/6/2013	
8/12/2013	
2/5/2014	
8/5/2014	
2/4/2015	
2/16/2016	
6/1/2016	
6/2/2016	<0.0005
7/21/2016	
7/25/2016	
7/26/2016	<0.0005
8/31/2016	
9/13/2016	
9/14/2016	
9/15/2016	<0.0005
11/1/2016	
11/2/2016	<0.0005
11/4/2016	
11/28/2016	
12/15/2016	
1/10/2017	<0.0005
1/11/2017	
1/12/2017	
1/13/2017	
1/16/2017	
2/22/2017	
3/1/2017	
3/2/2017	
3/3/2017	
3/6/2017	
3/7/2017	
3/8/2017	<0.0005
4/26/2017	<0.0005
4/27/2017	
4/28/2017	
5/1/2017	
5/2/2017	
5/8/2017	
5/26/2017	
6/27/2017	
6/28/2017	

ND substitution: RL or RL/2 if <15% NDs.

Time Series

Constituent: Thallium (mg/L) Analysis Run 5/6/2026 8:29 PM

Plant Yates Client: Southern Company Data: Yates AMA-R6

	YGWA-14S (bg)
6/29/2017	
6/30/2017	<0.0005
7/17/2017	
10/16/2017	
2/19/2018	
3/27/2018	<0.0005
3/28/2018	
3/29/2018	
8/6/2018	
2/25/2019	
2/26/2019	<0.0005
2/27/2019	
3/4/2019	
4/3/2019	
6/12/2019	
8/19/2019	
9/24/2019	
9/25/2019	
10/8/2019	
2/10/2020	
2/11/2020	
2/12/2020	8.9E-05 (J)
3/17/2020	
3/18/2020	<0.0005
3/19/2020	
3/24/2020	
3/25/2020	
8/26/2020	
9/22/2020	
9/23/2020	
9/25/2020	<0.0005
2/8/2021	
2/9/2021	
2/10/2021	<0.0005
2/12/2021	
3/2/2021	
8/20/2021	
2/8/2022	
2/9/2022	
2/10/2022	<0.0005
2/11/2022	
8/30/2022	
8/31/2022	<0.0005
2/7/2023	
2/8/2023	<0.0005
2/9/2023	
8/15/2023	<0.0005
8/16/2023	
2/20/2024	
2/23/2024	<0.0005
8/20/2024	<0.0005
2/25/2025	<0.0005

ND substitution: RL or RL/2 if <15% NDs.

Time Series

Constituent: Thallium (mg/L) Analysis Run 5/6/2026 8:29 PM

Plant Yates Client: Southern Company Data: Yates AMA-R6

	YGWA-14S (bg)
8/12/2025	<0.0005
2/17/2026	<0.0005

ND substitution: RL or RL/2 if <15% NDs.

Time Series

Constituent: Thallium (mg/L) Analysis Run 5/6/2026 8:29 PM

Plant Yates Client: Southern Company Data: Yates AMA-R6

	YGWA-17S (bg)	YGWA-18I (bg)	YGWA-18S (bg)	YGWA-20S (bg)	YGWA-21I (bg)	YGWA-30I (bg)	YGWA-39 (bg)	YGWA-40 (bg)	YGWA-47 (bg)
6/2/2016						<0.0005			
6/6/2016		<0.0005	<0.0005						
6/7/2016	<0.0005			<0.0005	<0.0005				
7/25/2016						<0.0005			
7/27/2016	<0.0005	<0.0005	<0.0005	<0.0005					
7/28/2016					<0.0005				
8/30/2016									<0.0005
9/16/2016	<0.0005		<0.0005						
9/19/2016		<0.0005		<0.0005	<0.0005	<0.0005			
11/1/2016						<0.0005			
11/2/2016				<0.0005					
11/3/2016	<0.0005	<0.0005	<0.0005		<0.0005				
11/14/2016									<0.0005
1/11/2017	<0.0005	<0.0005	<0.0005						
1/13/2017				<0.0005	<0.0005				
1/16/2017						<0.0005			
2/21/2017						<0.0005			
2/24/2017									<0.0005
3/1/2017		<0.0005	<0.0005						
3/2/2017	<0.0005								
3/6/2017				<0.0005	<0.0005				
4/26/2017		<0.0005	<0.0005	<0.0005	<0.0005	<0.0005			
5/2/2017	<0.0005								
5/8/2017									<0.0005
6/28/2017		<0.0005	<0.0005						
6/29/2017	<0.0005			<0.0005	<0.0005				
6/30/2017						<0.0005			
7/11/2017									<0.0005
10/10/2017									<0.0005
10/11/2017							<0.0005		
10/12/2017								<0.0005	
11/20/2017							<0.0005	<0.0005	
1/10/2018								<0.0005	
1/11/2018							<0.0005		
1/12/2018									
2/19/2018								<0.0005	
2/20/2018							<0.0005		
3/27/2018						<0.0005			
3/28/2018	<0.0005	<0.0005	<0.0005						
3/29/2018				<0.0005	<0.0005				
4/2/2018									<0.0005
4/3/2018							<0.0005	<0.0005	
6/28/2018							<0.0005	<0.0005	
8/7/2018							<0.0005	<0.0005	
9/19/2018									<0.0005
9/24/2018							<0.0005	<0.0005	
2/26/2019						<0.0005			
3/5/2019	<0.0005		<0.0005	<0.0005	<0.0005				
3/6/2019		<0.0005							
4/2/2019	<0.0005				<0.0005				
4/3/2019		<0.0005	<0.0005	<0.0005					
8/20/2019									5.8E-05 (J)

ND substitution: RL or RL/2 if <15% NDs.

Time Series

Constituent: Thallium (mg/L) Analysis Run 5/6/2026 8:29 PM

Plant Yates Client: Southern Company Data: Yates AMA-R6

	YGWA-17S (bg)	YGWA-18I (bg)	YGWA-18S (bg)	YGWA-20S (bg)	YGWA-21I (bg)	YGWA-30I (bg)	YGWA-39 (bg)	YGWA-40 (bg)	YGWA-47 (bg)
8/21/2019							<0.0005	<0.0005	
8/22/2019									
9/24/2019					<0.0005				
9/25/2019	<0.0005			<0.0005					
9/26/2019		<0.0005	<0.0005						
10/8/2019									8.4E-05 (J)
2/11/2020	<0.0005	<0.0005	<0.0005						
2/12/2020				<0.0005	<0.0005	<0.0005	<0.0005	<0.0005	
2/14/2020									
3/17/2020									<0.0005
3/19/2020						<0.0005			
3/24/2020	<0.0005	<0.0005	<0.0005	<0.0005	<0.0005			<0.0005	
3/25/2020							<0.0005		
8/27/2020									<0.0005
9/23/2020	<0.0005	<0.0005	<0.0005						
9/24/2020				<0.0005	<0.0005	<0.0005	<0.0005	<0.0005	
9/25/2020									
2/9/2021	<0.0005	<0.0005	<0.0005	<0.0005	<0.0005				
2/10/2021							<0.0005	<0.0005	
2/11/2021						<0.0005			
8/19/2021									<0.0005
2/8/2022							<0.0005	<0.0005	<0.0005
2/9/2022	<0.0005	<0.0005	<0.0005	<0.0005	<0.0005				
2/10/2022									
2/11/2022						<0.0005			
8/30/2022	<0.0005	<0.0005	<0.0005		<0.0005				
8/31/2022				<0.0005		<0.0005	<0.0005	<0.0005	<0.0005
9/1/2022									
2/7/2023	<0.0005	<0.0005	<0.0005	<0.0005	<0.0005		<0.0005		
2/8/2023						<0.0005		<0.0005	<0.0005
8/15/2023	<0.0005	<0.0005	<0.0005	<0.0005	<0.0005		<0.0005	<0.0005	<0.0005
8/16/2023						<0.0005			
2/20/2024	<0.0005	<0.0005		<0.0005	<0.0005	<0.0005	<0.0005	<0.0005	<0.0005
2/22/2024									
2/23/2024			<0.0005						
8/20/2024	<0.0005	<0.0005		<0.0005	<0.0005	<0.0005			<0.0005
8/21/2024			<0.0005				<0.0005	<0.0005	
8/23/2024									
2/25/2025	<0.0005	<0.0005	<0.0005	<0.0005	<0.0005	<0.0005	<0.0005	<0.0005	<0.0005
2/26/2025									
8/12/2025	<0.0005	<0.0005	<0.0005	<0.0005	<0.0005	<0.0005	<0.0005	<0.0005	<0.0005
8/14/2025									
2/17/2026	<0.0005	<0.0005	<0.0005	<0.0005	<0.0005	<0.0005	<0.0005	<0.0005	<0.0005
2/18/2026									

ND substitution: RL or RL/2 if <15% NDs.

Time Series

Constituent: Thallium (mg/L) Analysis Run 5/6/2026 8:29 PM

Plant Yates Client: Southern Company Data: Yates AMA-R6

	YGWC-38
6/2/2016	
6/6/2016	
6/7/2016	
7/25/2016	
7/27/2016	
7/28/2016	
8/30/2016	
9/16/2016	
9/19/2016	
11/1/2016	
11/2/2016	
11/3/2016	
11/14/2016	
1/11/2017	
1/13/2017	
1/16/2017	
2/21/2017	
2/24/2017	
3/1/2017	
3/2/2017	
3/6/2017	
4/26/2017	
5/2/2017	
5/8/2017	
6/28/2017	
6/29/2017	
6/30/2017	
7/11/2017	
10/10/2017	
10/11/2017	
10/12/2017	<0.0005
11/20/2017	<0.0005
1/10/2018	
1/11/2018	
1/12/2018	<0.0005
2/19/2018	
2/20/2018	<0.0005
3/27/2018	
3/28/2018	
3/29/2018	
4/2/2018	
4/3/2018	<0.0005
6/28/2018	<0.0005
8/7/2018	<0.0005
9/19/2018	
9/24/2018	<0.0005
2/26/2019	
3/5/2019	
3/6/2019	
4/2/2019	
4/3/2019	
8/20/2019	

ND substitution: RL or RL/2 if <15% NDs.

Time Series

Constituent: Thallium (mg/L) Analysis Run 5/6/2026 8:29 PM

Plant Yates Client: Southern Company Data: Yates AMA-R6

	YGWC-38
8/21/2019	
8/22/2019	<0.0005
9/24/2019	
9/25/2019	
9/26/2019	
10/8/2019	
2/11/2020	
2/12/2020	
2/14/2020	<0.0005
3/17/2020	
3/19/2020	
3/24/2020	
3/25/2020	<0.0005
8/27/2020	
9/23/2020	
9/24/2020	
9/25/2020	<0.0005
2/9/2021	<0.0005
2/10/2021	
2/11/2021	
8/19/2021	
2/8/2022	
2/9/2022	
2/10/2022	<0.0005
2/11/2022	
8/30/2022	
8/31/2022	
9/1/2022	<0.0005
2/7/2023	
2/8/2023	<0.0005
8/15/2023	
8/16/2023	<0.0005
2/20/2024	
2/22/2024	<0.0005
2/23/2024	
8/20/2024	
8/21/2024	
8/23/2024	<0.0005
2/25/2025	
2/26/2025	<0.0005
8/12/2025	
8/14/2025	<0.0005
2/17/2026	
2/18/2026	<0.0005

ND substitution: RL or RL/2 if <15% NDs.

Time Series

Constituent: Thallium (mg/L) Analysis Run 5/6/2026 8:29 PM

Plant Yates Client: Southern Company Data: Yates AMA-R6

	YGWC-41	YGWC-23S	YGWC-24SB	YGWC-36A	YGWC-42	YGWC-43	YGWC-49	YGWC-50	YAMW-1
6/7/2016		<0.0005							
6/8/2016			<0.0005						
7/28/2016		<0.0005							
8/1/2016			<0.0005						
8/30/2016					<0.0005				
8/31/2016						<0.0005			
9/1/2016							<0.0005		
9/2/2016				<0.0005					
9/20/2016		<0.0005	<0.0005						
11/8/2016		<0.0005	<0.0005						
11/14/2016				<0.0005					
11/15/2016							<0.0005		
11/16/2016					<0.0005	<0.0005			
1/16/2017		<0.0005							
1/17/2017			<0.0005						
2/24/2017						<0.0005			
2/27/2017					<0.0005		9E-05 (J)		
2/28/2017				<0.0005					
3/8/2017			<0.0005						
3/9/2017		<0.0005							
5/2/2017		<0.0005	<0.0005						
5/9/2017				<0.0005			<0.0005		
5/10/2017					<0.0005	<0.0005			
7/7/2017			<0.0005						
7/10/2017		<0.0005							
7/11/2017					<0.0005	<0.0005			
7/13/2017				<0.0005			<0.0005		
9/22/2017				<0.0005					
9/29/2017				<0.0005					
10/6/2017				<0.0005					
10/11/2017							<0.0005		
10/12/2017	<0.0005				<0.0005	<0.0005			
11/21/2017	<0.0005								
1/11/2018	<0.0005								
2/19/2018	<0.0005								
3/30/2018		<0.0005	<0.0005	<0.0005					
4/3/2018	<0.0005								
4/4/2018					<0.0005	<0.0005	<0.0005		
6/27/2018	<0.0005								
8/7/2018	<0.0005								
9/20/2018					<0.0005	<0.0005	<0.0005		
9/24/2018	<0.0005								
3/5/2019			<0.0005						
3/6/2019		<0.0005		<0.0005					
4/4/2019		<0.0005	<0.0005	<0.0005					
8/21/2019						<0.0005			
8/22/2019	<0.0005				<0.0005				
9/26/2019			<0.0005	<0.0005			<0.0005		<0.0005
9/27/2019		<0.0005							
2/13/2020			<0.0005						
2/14/2020	<0.0005			5.7E-05 (J)	<0.0005				
2/17/2020		<0.0005				<0.0005	<0.0005		

ND substitution: RL or RL/2 if <15% NDs.

Time Series

Constituent: Thallium (mg/L) Analysis Run 5/6/2026 8:29 PM

Plant Yates Client: Southern Company Data: Yates AMA-R6

	YGWC-41	YGWC-23S	YGWC-24SB	YGWC-36A	YGWC-42	YGWC-43	YGWC-49	YGWC-50	YAMW-1
3/25/2020	<0.0005			<0.0005	<0.0005	<0.0005	<0.0005		<0.0005
3/26/2020		<0.0005	<0.0005						
9/23/2020			<0.0005						
9/24/2020		<0.0005			<0.0005		<0.0005		<0.0005
9/25/2020	<0.0005					<0.0005			
10/7/2020				<0.0005					
2/9/2021		<0.0005	<0.0005			<0.0005	<0.0005		<0.0005
2/10/2021	<0.0005			<0.0005	<0.0005				
2/8/2022	<0.0005					<0.0005	<0.0005		
2/10/2022		<0.0005	<0.0005		<0.0005				<0.0005
2/11/2022				<0.0005					
8/31/2022							<0.0005		<0.0005
9/1/2022	<0.0005	<0.0005		<0.0005	<0.0005	<0.0005			
2/8/2023	<0.0005	<0.0005			<0.0005	<0.0005			
2/9/2023				<0.0005			<0.0005		<0.0005
2/10/2023			<0.0005						
8/16/2023	<0.0005	<0.0005	<0.0005	<0.0005	<0.0005	<0.0005	<0.0005		<0.0005
8/17/2023								<0.0005	
12/20/2023								<0.0005	
2/21/2024		<0.0005					<0.0005		
2/22/2024	<0.0005				<0.0005	<0.0005		<0.0005	
2/23/2024			<0.0005	<0.0005					<0.0005
6/10/2024								<0.0005	
8/21/2024		<0.0005							
8/22/2024			<0.0005	<0.0005	<0.0005	<0.0005	<0.0005		<0.0005
8/23/2024	<0.0005							<0.0005	
11/26/2024								<0.0005	
2/26/2025	<0.0005			<0.0005	<0.0005		<0.0005	0.00015 (J)	<0.0005
2/27/2025		<0.0005				<0.0005			
3/17/2025			<0.0005						
5/21/2025								<0.0005	
7/31/2025									<0.0005
8/12/2025				<0.0005					
8/13/2025	<0.0005	<0.0005			<0.0005				
8/14/2025			<0.0005			<0.0005	<0.0005		
10/8/2025								<0.0005	
2/18/2026			<0.0005	<0.0005		<0.0005			<0.0005
2/19/2026	<0.0005	<0.0005			<0.0005		<0.0005	<0.0005	

ND substitution: RL or RL/2 if <15% NDs.

Time Series

Constituent: Thallium (mg/L) Analysis Run 5/6/2026 8:29 PM

Plant Yates Client: Southern Company Data: Yates AMA-R6

	YAMW-2
6/7/2016	
6/8/2016	
7/28/2016	
8/1/2016	
8/30/2016	
8/31/2016	
9/1/2016	
9/2/2016	
9/20/2016	
11/8/2016	
11/14/2016	
11/15/2016	
11/16/2016	
1/16/2017	
1/17/2017	
2/24/2017	
2/27/2017	
2/28/2017	
3/8/2017	
3/9/2017	
5/2/2017	
5/9/2017	
5/10/2017	
7/7/2017	
7/10/2017	
7/11/2017	
7/13/2017	
9/22/2017	
9/29/2017	
10/6/2017	
10/11/2017	
10/12/2017	
11/21/2017	
1/11/2018	
2/19/2018	
3/30/2018	
4/3/2018	
4/4/2018	
6/27/2018	
8/7/2018	
9/20/2018	
9/24/2018	
3/5/2019	
3/6/2019	
4/4/2019	
8/21/2019	
8/22/2019	
9/26/2019	
9/27/2019	
2/13/2020	
2/14/2020	
2/17/2020	

Time Series

Constituent: Thallium (mg/L) Analysis Run 5/6/2026 8:29 PM

Plant Yates Client: Southern Company Data: Yates AMA-R6

	YAMW-2
3/25/2020	
3/26/2020	
9/23/2020	<0.0005
9/24/2020	
9/25/2020	
10/7/2020	
2/9/2021	<0.0005
2/10/2021	
2/8/2022	
2/10/2022	<0.0005
2/11/2022	
8/31/2022	
9/1/2022	<0.0005
2/8/2023	<0.0005
2/9/2023	
2/10/2023	
8/16/2023	
8/17/2023	<0.0005
12/20/2023	
2/21/2024	
2/22/2024	<0.0005
2/23/2024	
6/10/2024	
8/21/2024	<0.0005
8/22/2024	
8/23/2024	
11/26/2024	
2/26/2025	<0.0005
2/27/2025	
3/17/2025	
5/21/2025	
7/31/2025	
8/12/2025	
8/13/2025	<0.0005
8/14/2025	
10/8/2025	
2/18/2026	
2/19/2026	<0.0005

ND substitution: RL or RL/2 if <15% NDs.

Time Series

Constituent: Thallium (mg/L) Analysis Run 5/6/2026 8:29 PM

Plant Yates Client: Southern Company Data: Yates AMA-R6

	YAMW-3	YAMW-4	YAMW-5	PZ-35	PZ-37D	PZ-37	PZ-51	PZ-52D	PZ-54D
10/12/2017						<0.0005			
11/21/2017						<0.0005			
1/11/2018						<0.0005			
2/20/2018						<0.0005			
4/3/2018						<0.0005			
6/29/2018						<0.0005			
8/6/2018						<0.0005			
9/24/2018						<0.0005			
9/26/2019				<0.0005					
3/25/2020				<0.0005					
9/23/2020		<0.0005							
9/24/2020			<0.0005	<0.0005					
9/25/2020						<0.0005			
2/9/2021		<0.0005	<0.0005			<0.0005			
2/10/2021				<0.0005					
5/13/2021					<0.0005				
2/10/2022	<0.0005	<0.0005	<0.0005	<0.0005		<0.0005	<0.0005		
2/11/2022					<0.0005			<0.0005	
4/4/2022						<0.0005			
4/7/2022						<0.0005			
8/31/2022				<0.0005					
9/1/2022	<0.0005	<0.0005	<0.0005		<0.0005	<0.0005	<0.0005	<0.0005	
2/8/2023		<0.0005	<0.0005		<0.0005	<0.0005		<0.0005	
2/9/2023	<0.0005			<0.0005			<0.0005		
8/16/2023	<0.0005	<0.0005	<0.0005	<0.0005	<0.0005		<0.0005		
8/17/2023						<0.0005		<0.0005	
2/21/2024	<0.0005				<0.0005	<0.0005		<0.0005	
2/22/2024		<0.0005	<0.0005				<0.0005		
2/23/2024				<0.0005					
6/12/2024									0.00038 (J)
8/21/2024					<0.0005	<0.0005		<0.0005	
8/22/2024	<0.0005			<0.0005			<0.0005		
8/23/2024		<0.0005	<0.0005						
11/7/2024									<0.0005
2/25/2025				<0.0005					
2/26/2025	<0.0005	<0.0005							
2/27/2025			<0.0005		<0.0005	<0.0005	<0.0005	<0.0005	<0.0005
7/31/2025				<0.0005					
8/13/2025	<0.0005	<0.0005	<0.0005					<0.0005	<0.0005
8/14/2025					<0.0005	<0.0005	<0.0005		
2/18/2026					<0.0005	<0.0005	<0.0005	<0.0005	<0.0005
2/19/2026	<0.0005	<0.0005	<0.0005						

ND substitution: RL or RL/2 if <15% NDs.

Time Series

Constituent: Thallium (mg/L) Analysis Run 5/6/2026 8:29 PM

Plant Yates Client: Southern Company Data: Yates AMA-R6

	PZ-55
10/12/2017	
11/21/2017	
1/11/2018	
2/20/2018	
4/3/2018	
6/29/2018	
8/6/2018	
9/24/2018	
9/26/2019	
3/25/2020	
9/23/2020	
9/24/2020	
9/25/2020	
2/9/2021	
2/10/2021	
5/13/2021	
2/10/2022	
2/11/2022	
4/4/2022	
4/7/2022	
8/31/2022	
9/1/2022	
2/8/2023	
2/9/2023	
8/16/2023	
8/17/2023	
2/21/2024	
2/22/2024	<0.0005
2/23/2024	
6/12/2024	
8/21/2024	<0.0005
8/22/2024	
8/23/2024	
11/7/2024	
2/25/2025	
2/26/2025	
2/27/2025	<0.0005
7/31/2025	
8/13/2025	
8/14/2025	<0.0005
2/18/2026	
2/19/2026	<0.0005

ND substitution: RL or RL/2 if <15% NDs.

FIGURE B.

Sanitas™ v.10.1.06e Software licensed to Groundwater Stats Consulting. UG

Box & Whiskers Plot

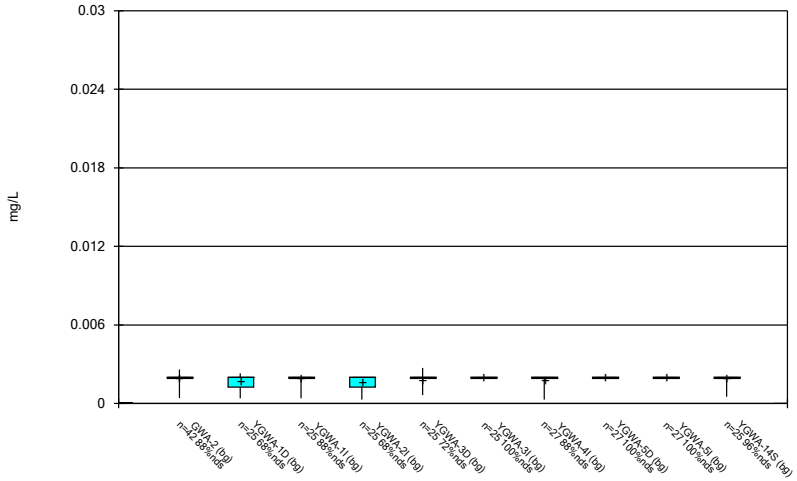

Constituent: Antimony Analysis Run 5/6/2026 8:29 PM

Plant Yates Client: Southern Company Data: Yates AMA-R6

Sanitas™ v.10.1.06e Software licensed to Groundwater Stats Consulting. UG

Box & Whiskers Plot

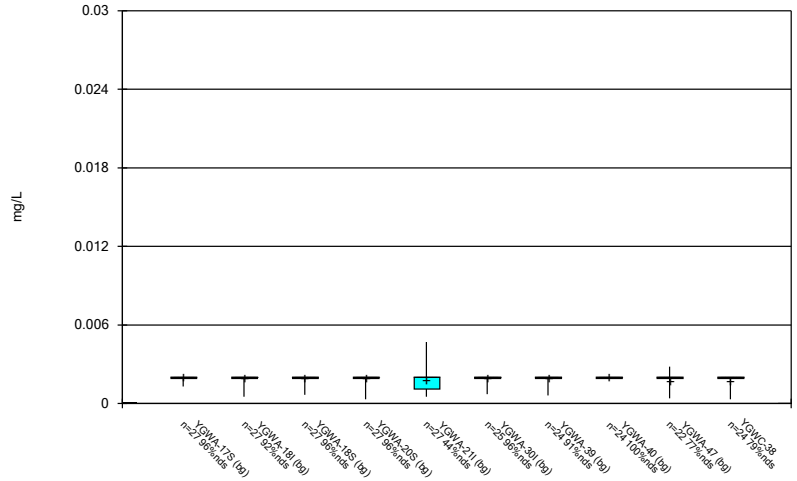

Constituent: Antimony Analysis Run 5/6/2026 8:29 PM

Plant Yates Client: Southern Company Data: Yates AMA-R6

Sanitas™ v.10.1.06e Software licensed to Groundwater Stats Consulting. UG

Box & Whiskers Plot

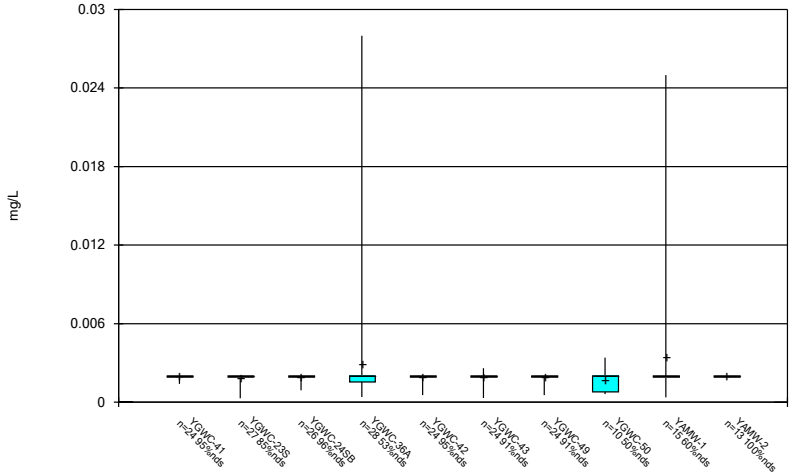

Constituent: Antimony Analysis Run 5/6/2026 8:29 PM

Plant Yates Client: Southern Company Data: Yates AMA-R6

Sanitas™ v.10.1.06e Software licensed to Groundwater Stats Consulting. UG

Box & Whiskers Plot

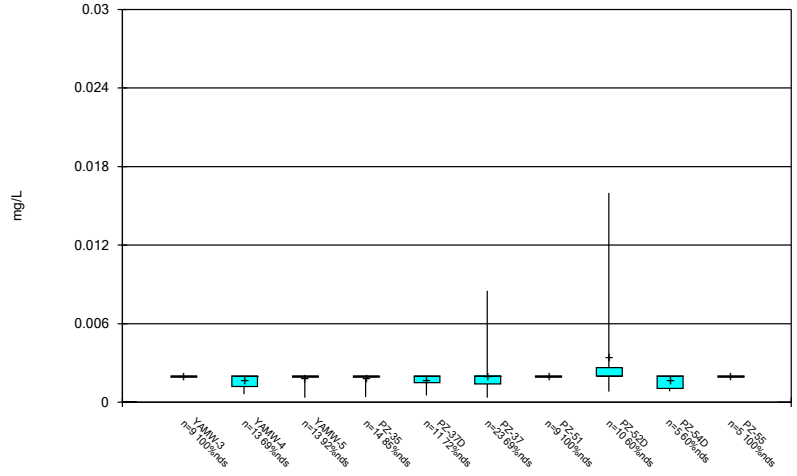

Constituent: Antimony Analysis Run 5/6/2026 8:29 PM

Plant Yates Client: Southern Company Data: Yates AMA-R6

Sanitas™ v.10.1.06e Software licensed to Groundwater Stats Consulting. UG

Box & Whiskers Plot

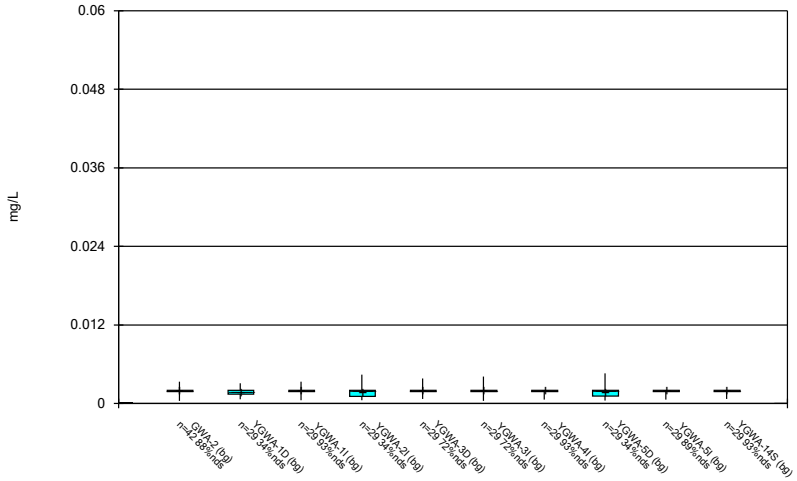

Constituent: Arsenic Analysis Run 5/6/2026 8:29 PM

Plant Yates Client: Southern Company Data: Yates AMA-R6

Sanitas™ v.10.1.06e Software licensed to Groundwater Stats Consulting. UG

Box & Whiskers Plot

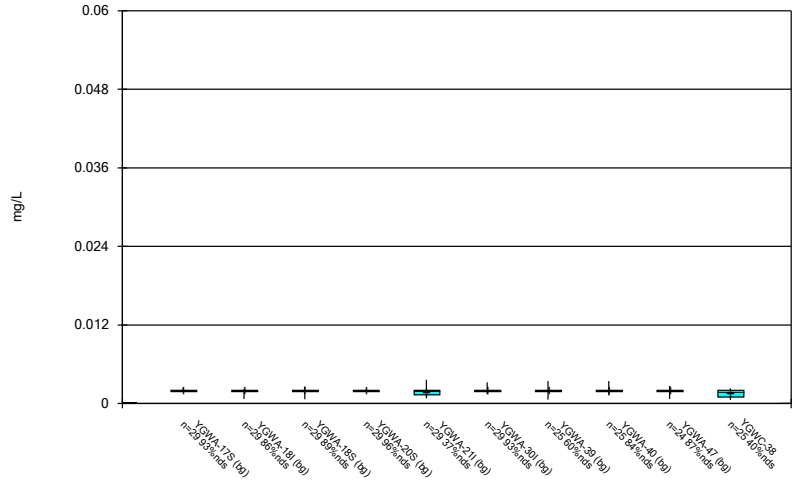

Constituent: Arsenic Analysis Run 5/6/2026 8:29 PM

Plant Yates Client: Southern Company Data: Yates AMA-R6

Sanitas™ v.10.1.06e Software licensed to Groundwater Stats Consulting. UG

Box & Whiskers Plot

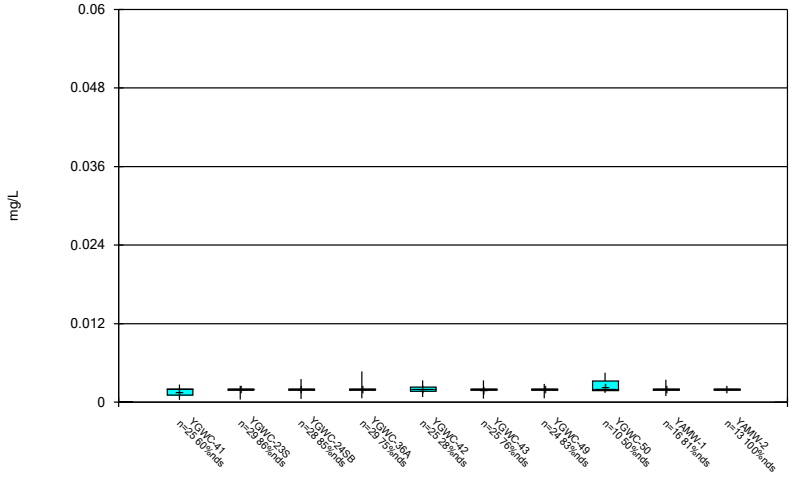

Constituent: Arsenic Analysis Run 5/6/2026 8:29 PM

Plant Yates Client: Southern Company Data: Yates AMA-R6

Sanitas™ v.10.1.06e Software licensed to Groundwater Stats Consulting. UG

Box & Whiskers Plot

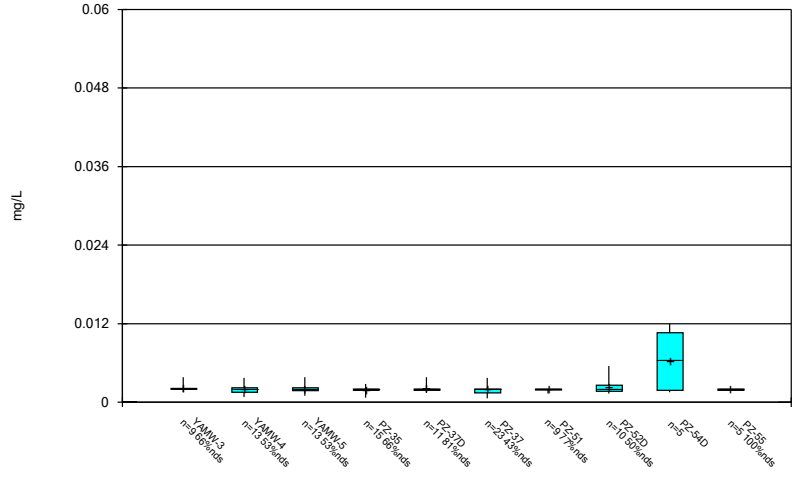

Constituent: Arsenic Analysis Run 5/6/2026 8:29 PM

Plant Yates Client: Southern Company Data: Yates AMA-R6

Sanitas™ v.10.1.06e Software licensed to Groundwater Stats Consulting. UG

Box & Whiskers Plot

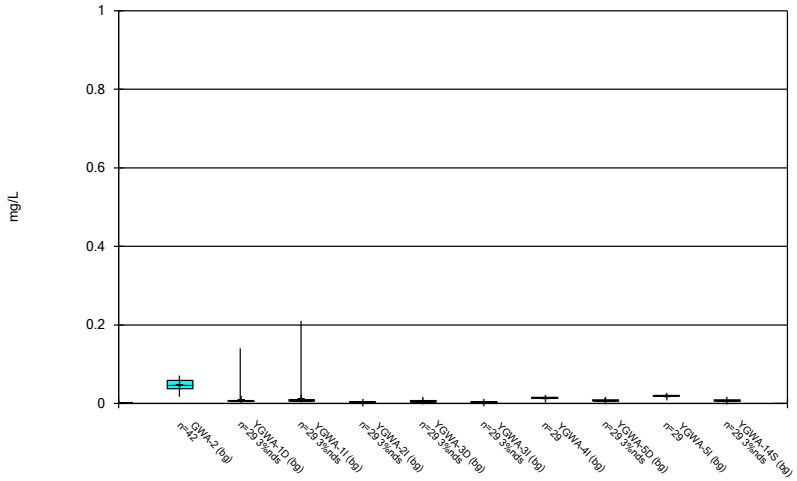

Constituent: Barium Analysis Run 5/6/2026 8:29 PM

Plant Yates Client: Southern Company Data: Yates AMA-R6

Sanitas™ v.10.1.06e Software licensed to Groundwater Stats Consulting. UG

Box & Whiskers Plot

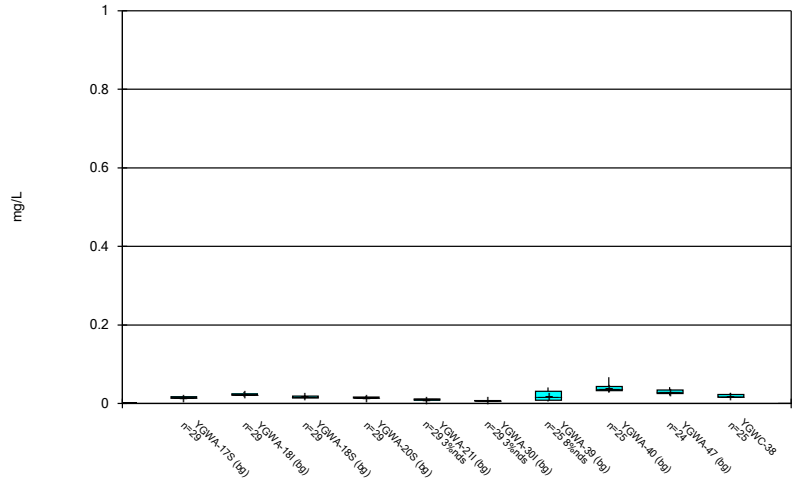

Constituent: Barium Analysis Run 5/6/2026 8:29 PM

Plant Yates Client: Southern Company Data: Yates AMA-R6

Sanitas™ v.10.1.06e Software licensed to Groundwater Stats Consulting. UG

Box & Whiskers Plot

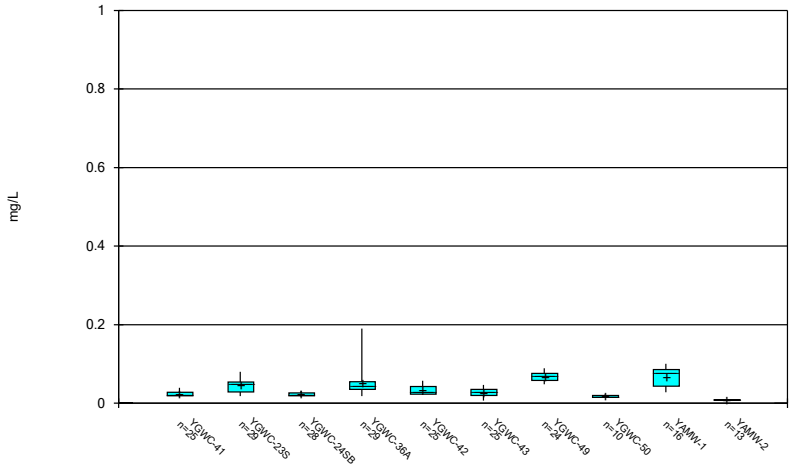

Constituent: Barium Analysis Run 5/6/2026 8:29 PM

Plant Yates Client: Southern Company Data: Yates AMA-R6

Sanitas™ v.10.1.06e Software licensed to Groundwater Stats Consulting. UG

Box & Whiskers Plot

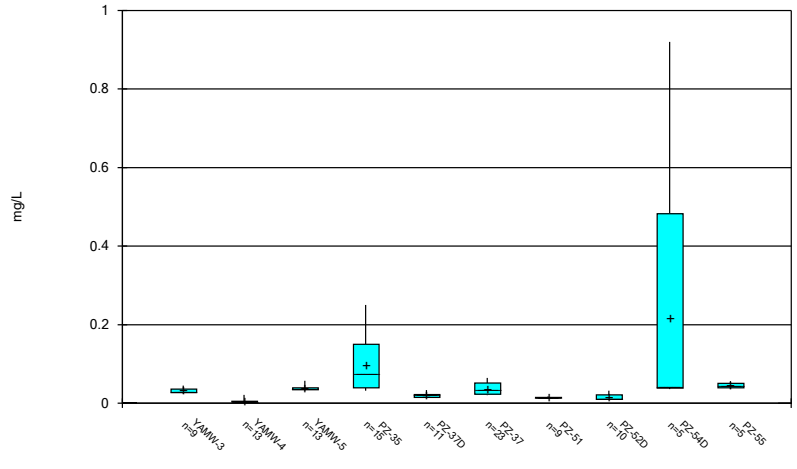

Constituent: Barium Analysis Run 5/6/2026 8:29 PM

Plant Yates Client: Southern Company Data: Yates AMA-R6

Sanitas™ v.10.1.06e Software licensed to Groundwater Stats Consulting. UG

Box & Whiskers Plot

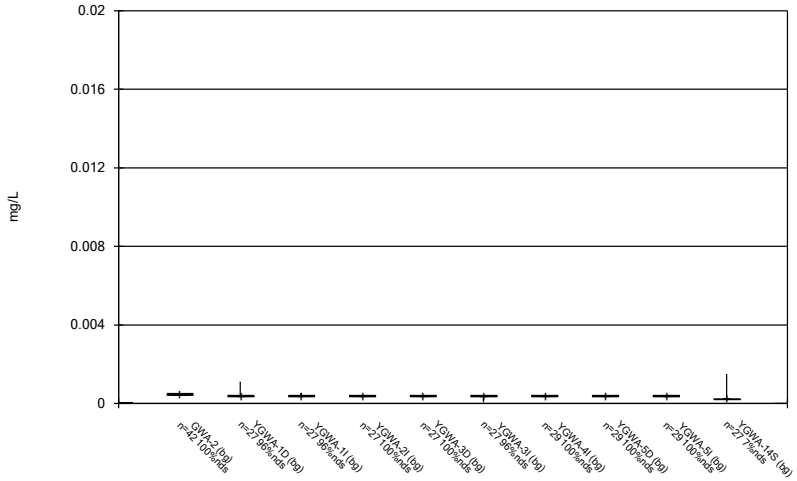

Constituent: Beryllium Analysis Run 5/6/2026 8:30 PM

Plant Yates Client: Southern Company Data: Yates AMA-R6

Sanitas™ v.10.1.06e Software licensed to Groundwater Stats Consulting. UG

Box & Whiskers Plot

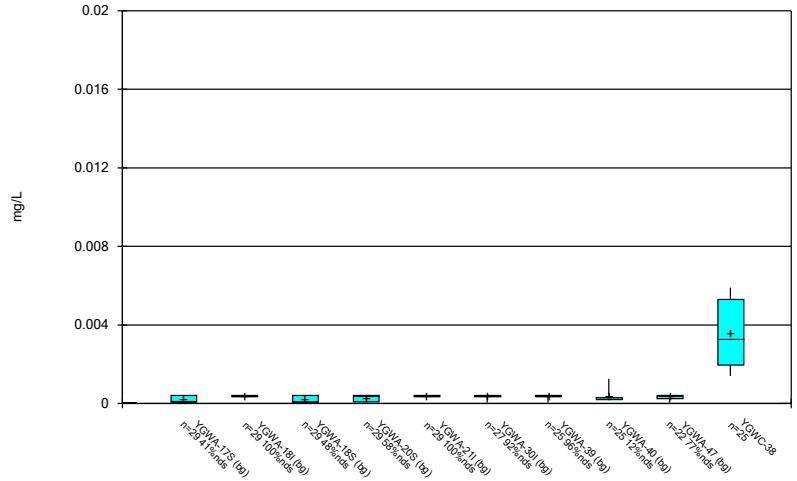

Constituent: Beryllium Analysis Run 5/6/2026 8:30 PM

Plant Yates Client: Southern Company Data: Yates AMA-R6

Sanitas™ v.10.1.06e Software licensed to Groundwater Stats Consulting. UG

Box & Whiskers Plot

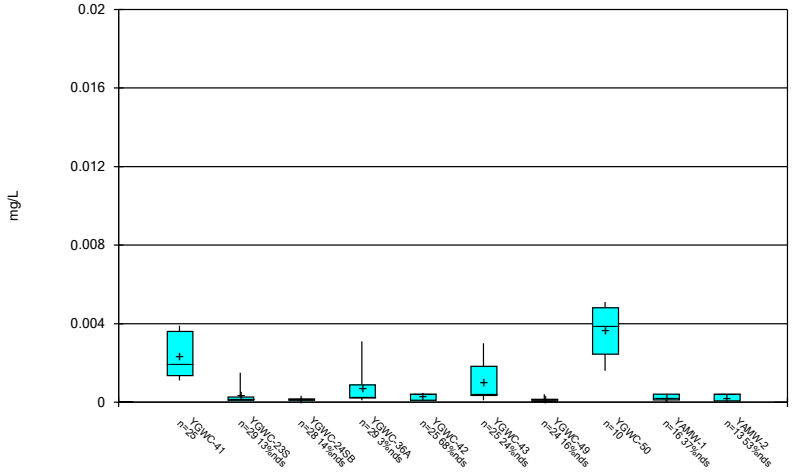

Constituent: Beryllium Analysis Run 5/6/2026 8:30 PM

Plant Yates Client: Southern Company Data: Yates AMA-R6

Sanitas™ v.10.1.06e Software licensed to Groundwater Stats Consulting. UG

Box & Whiskers Plot

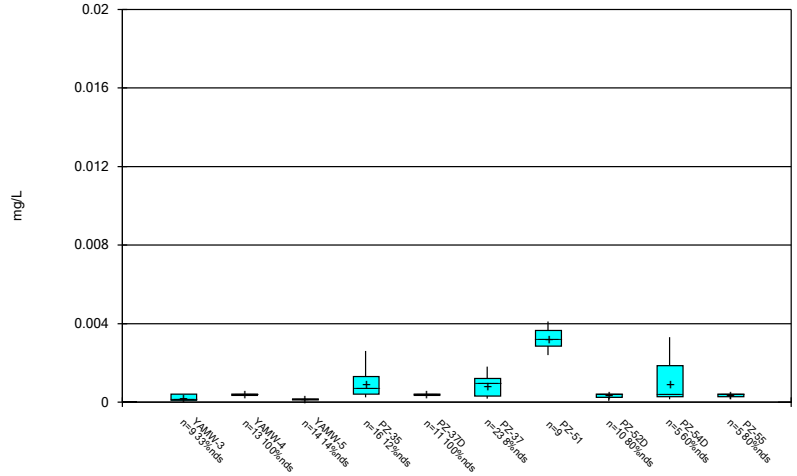

Constituent: Beryllium Analysis Run 5/6/2026 8:30 PM

Plant Yates Client: Southern Company Data: Yates AMA-R6

Sanitas™ v.10.1.06e Software licensed to Groundwater Stats Consulting. UG

Box & Whiskers Plot

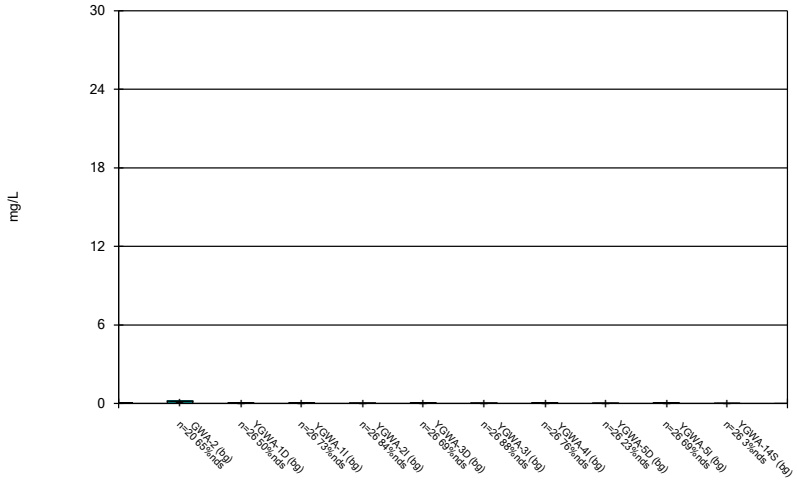

Constituent: Boron Analysis Run 5/6/2026 8:30 PM

Plant Yates Client: Southern Company Data: Yates AMA-R6

Sanitas™ v.10.1.06e Software licensed to Groundwater Stats Consulting. UG

Box & Whiskers Plot

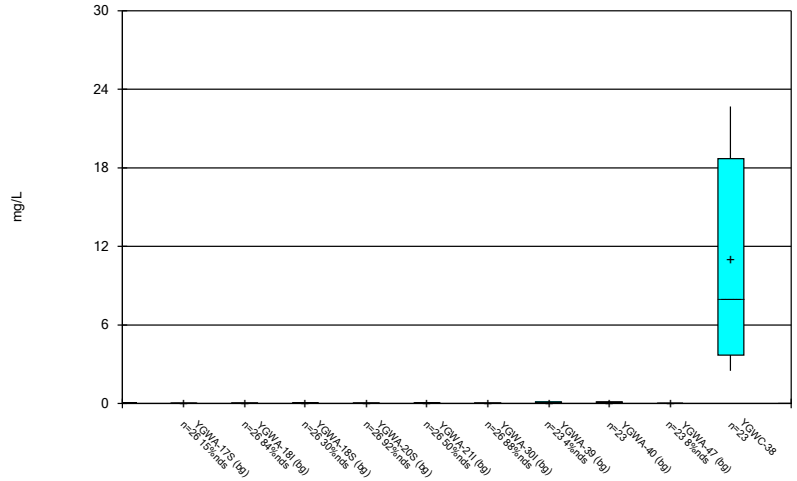

Constituent: Boron Analysis Run 5/6/2026 8:30 PM

Plant Yates Client: Southern Company Data: Yates AMA-R6

Sanitas™ v.10.1.06e Software licensed to Groundwater Stats Consulting. UG

Box & Whiskers Plot

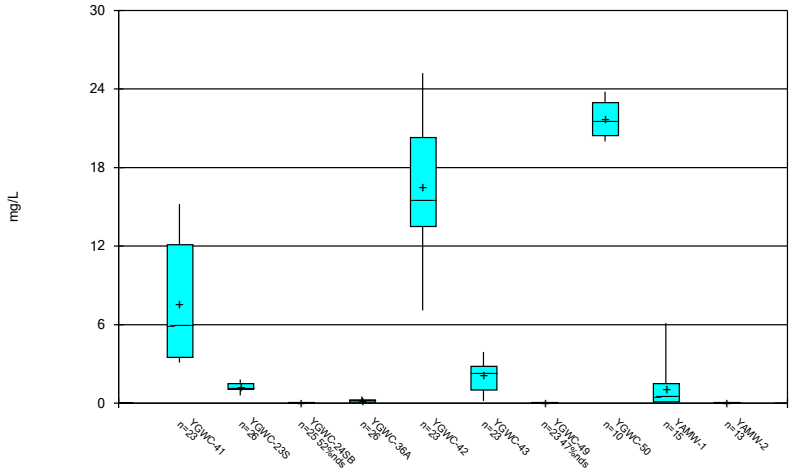

Constituent: Boron Analysis Run 5/6/2026 8:30 PM

Plant Yates Client: Southern Company Data: Yates AMA-R6

Sanitas™ v.10.1.06e Software licensed to Groundwater Stats Consulting. UG

Box & Whiskers Plot

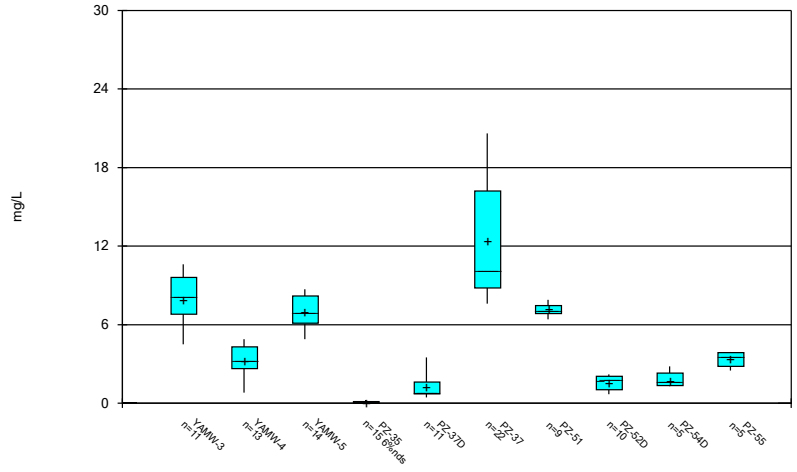

Constituent: Boron Analysis Run 5/6/2026 8:30 PM

Plant Yates Client: Southern Company Data: Yates AMA-R6

Sanitas™ v.10.1.06e Software licensed to Groundwater Stats Consulting. UG

Box & Whiskers Plot

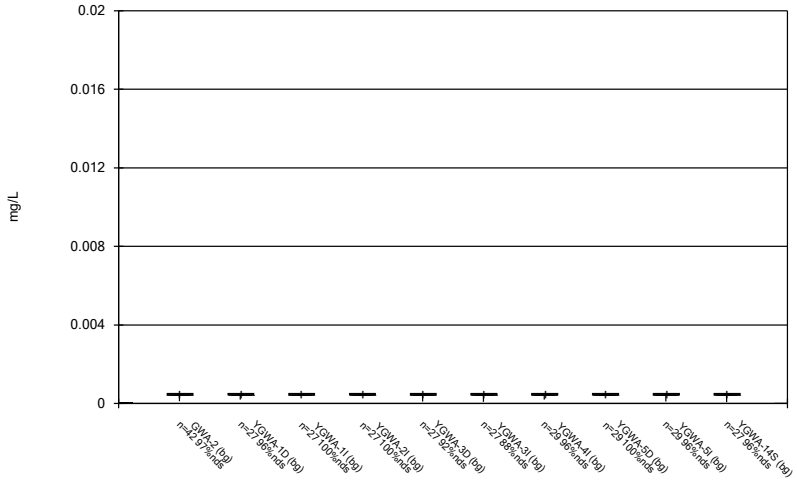

Constituent: Cadmium Analysis Run 5/6/2026 8:30 PM

Plant Yates Client: Southern Company Data: Yates AMA-R6

Sanitas™ v.10.1.06e Software licensed to Groundwater Stats Consulting. UG

Box & Whiskers Plot

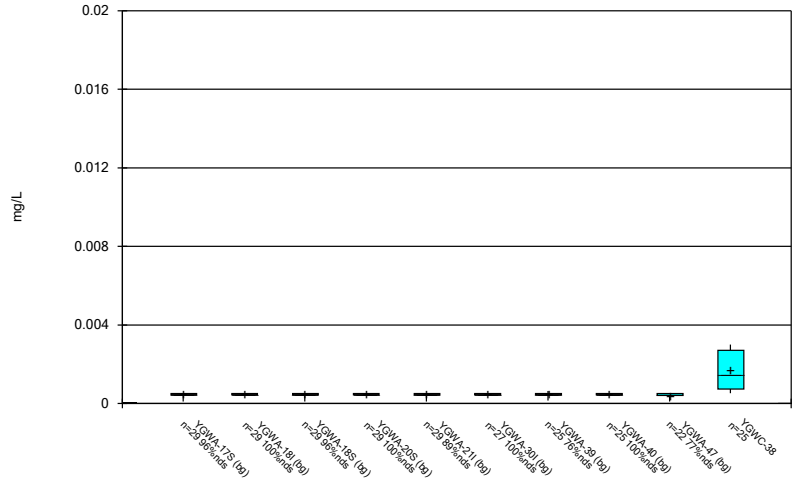

Constituent: Cadmium Analysis Run 5/6/2026 8:30 PM

Plant Yates Client: Southern Company Data: Yates AMA-R6

Sanitas™ v.10.1.06e Software licensed to Groundwater Stats Consulting. UG

Box & Whiskers Plot

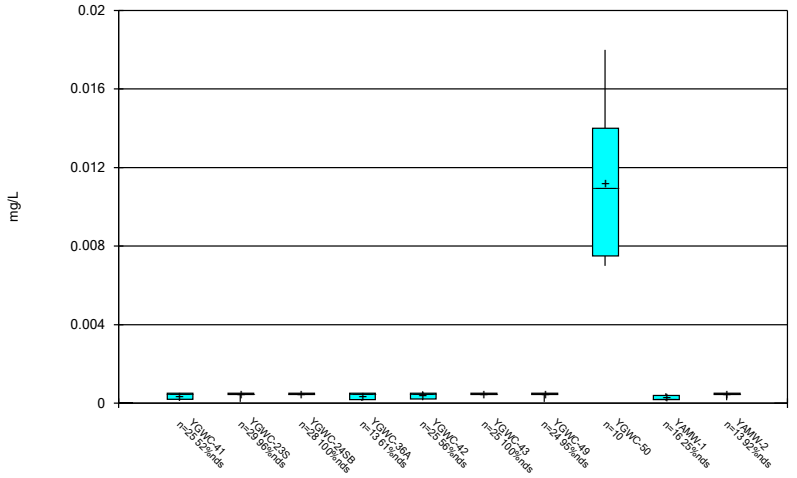

Constituent: Cadmium Analysis Run 5/6/2026 8:30 PM

Plant Yates Client: Southern Company Data: Yates AMA-R6

Sanitas™ v.10.1.06e Software licensed to Groundwater Stats Consulting. UG

Box & Whiskers Plot

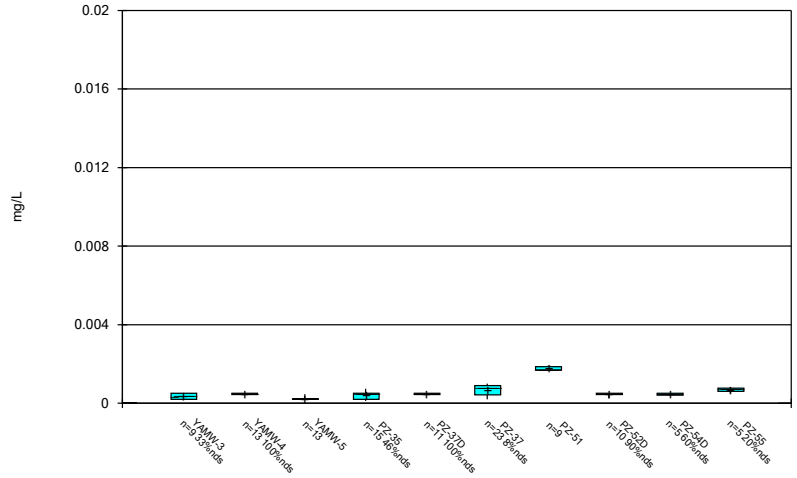

Constituent: Cadmium Analysis Run 5/6/2026 8:30 PM

Plant Yates Client: Southern Company Data: Yates AMA-R6

Sanitas™ v.10.1.06e Software licensed to Groundwater Stats Consulting. UG

Box & Whiskers Plot

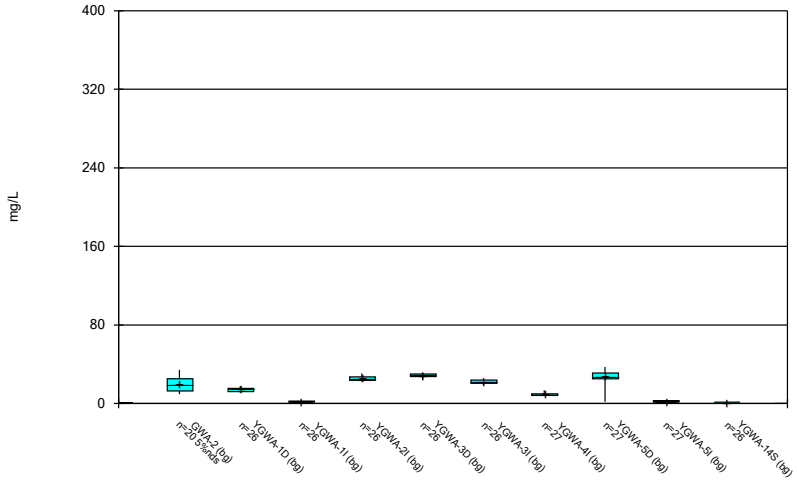

Constituent: Calcium Analysis Run 5/6/2026 8:30 PM

Plant Yates Client: Southern Company Data: Yates AMA-R6

Sanitas™ v.10.1.06e Software licensed to Groundwater Stats Consulting. UG

Box & Whiskers Plot

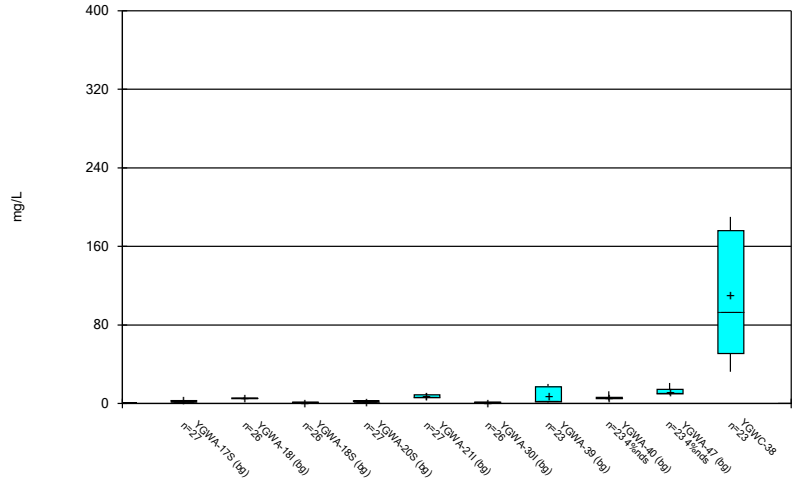

Constituent: Calcium Analysis Run 5/6/2026 8:30 PM

Plant Yates Client: Southern Company Data: Yates AMA-R6

Sanitas™ v.10.1.06e Software licensed to Groundwater Stats Consulting. UG

Box & Whiskers Plot

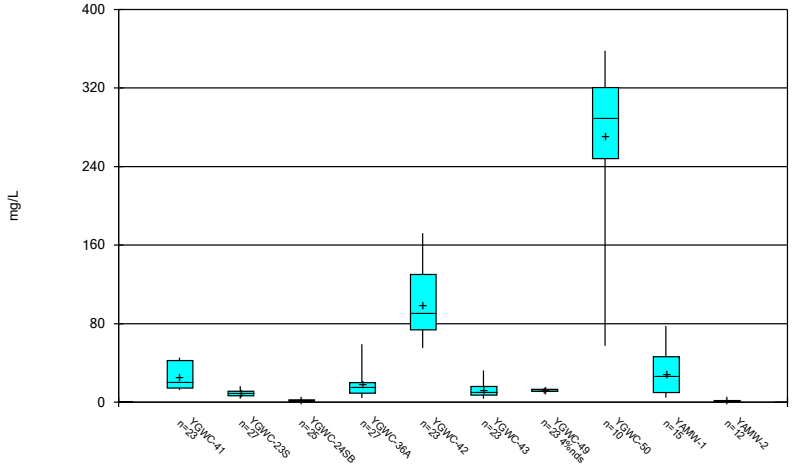

Constituent: Calcium Analysis Run 5/6/2026 8:30 PM

Plant Yates Client: Southern Company Data: Yates AMA-R6

Sanitas™ v.10.1.06e Software licensed to Groundwater Stats Consulting. UG

Box & Whiskers Plot

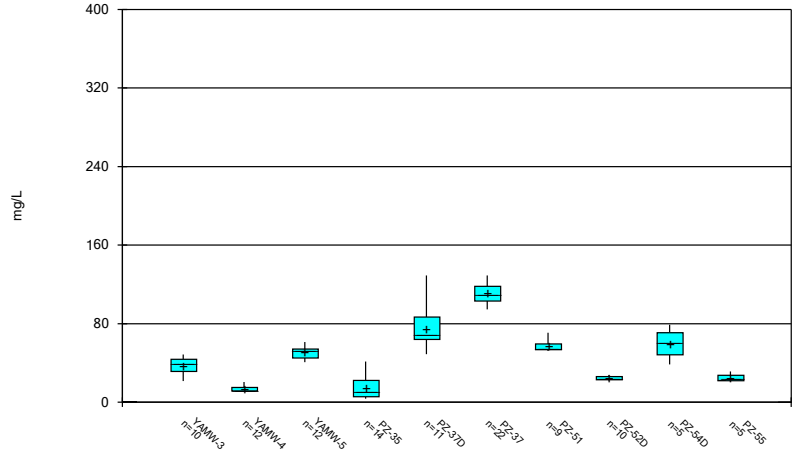

Constituent: Calcium Analysis Run 5/6/2026 8:30 PM

Plant Yates Client: Southern Company Data: Yates AMA-R6

Sanitas™ v.10.1.06e Software licensed to Groundwater Stats Consulting. UG

Box & Whiskers Plot

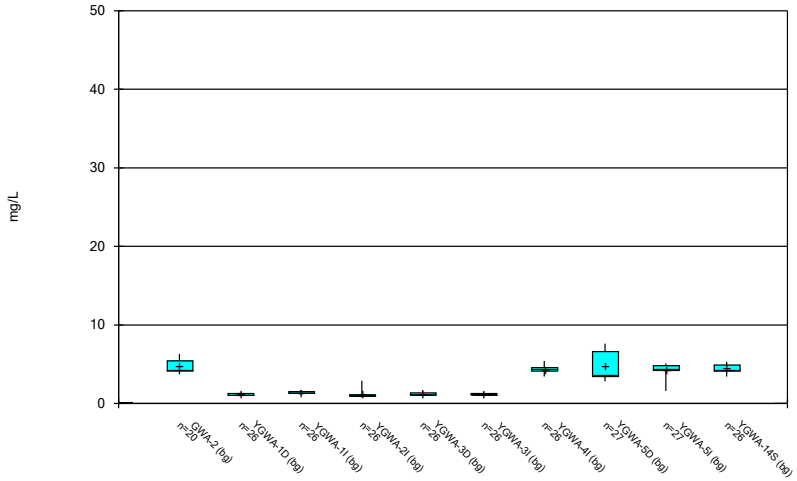

Constituent: Chloride Analysis Run 5/6/2026 8:30 PM

Plant Yates Client: Southern Company Data: Yates AMA-R6

Sanitas™ v.10.1.06e Software licensed to Groundwater Stats Consulting. UG

Box & Whiskers Plot

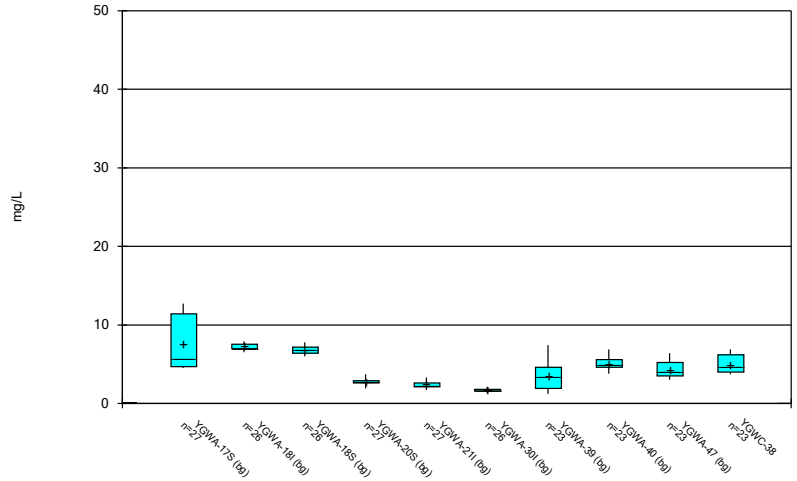

Constituent: Chloride Analysis Run 5/6/2026 8:30 PM

Plant Yates Client: Southern Company Data: Yates AMA-R6

Sanitas™ v.10.1.06e Software licensed to Groundwater Stats Consulting. UG

Box & Whiskers Plot

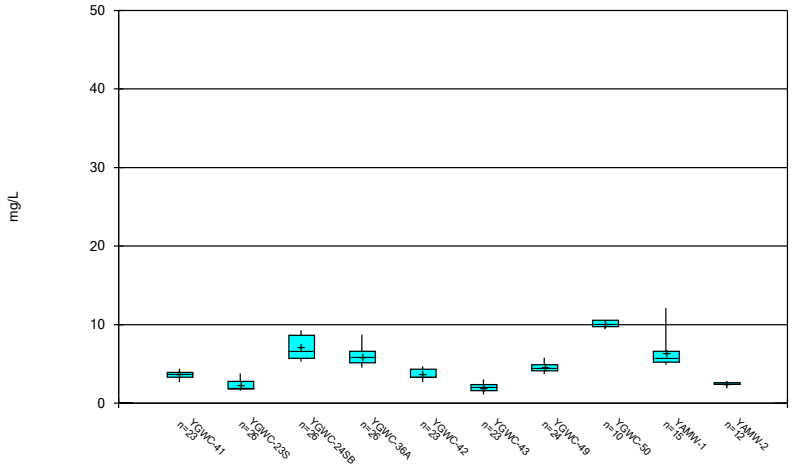

Constituent: Chloride Analysis Run 5/6/2026 8:30 PM

Plant Yates Client: Southern Company Data: Yates AMA-R6

Sanitas™ v.10.1.06e Software licensed to Groundwater Stats Consulting. UG

Box & Whiskers Plot

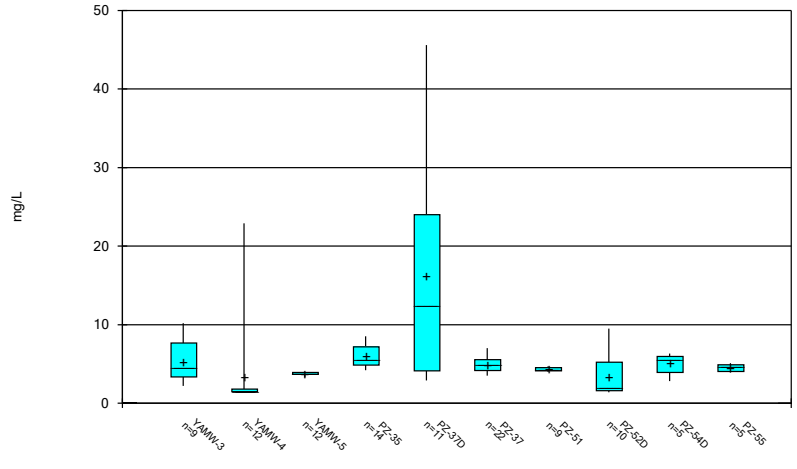

Constituent: Chloride Analysis Run 5/6/2026 8:30 PM

Plant Yates Client: Southern Company Data: Yates AMA-R6

Sanitas™ v.10.1.06e Software licensed to Groundwater Stats Consulting. UG

Box & Whiskers Plot

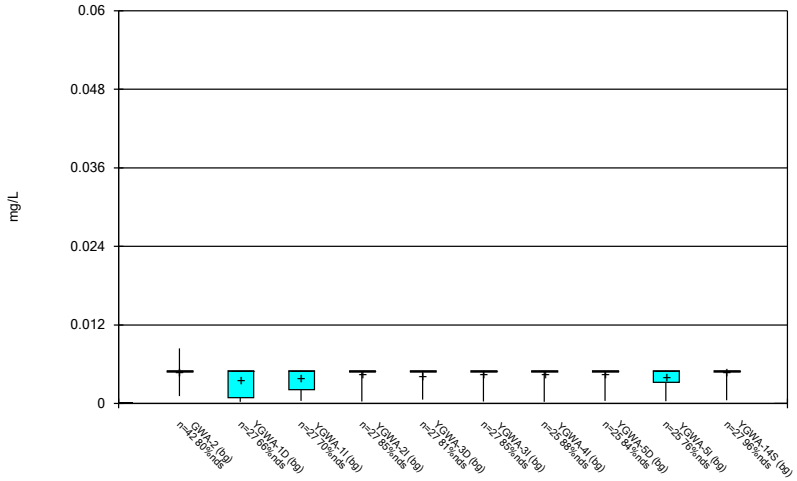

Constituent: Chromium Analysis Run 5/6/2026 8:30 PM

Plant Yates Client: Southern Company Data: Yates AMA-R6

Sanitas™ v.10.1.06e Software licensed to Groundwater Stats Consulting. UG

Box & Whiskers Plot

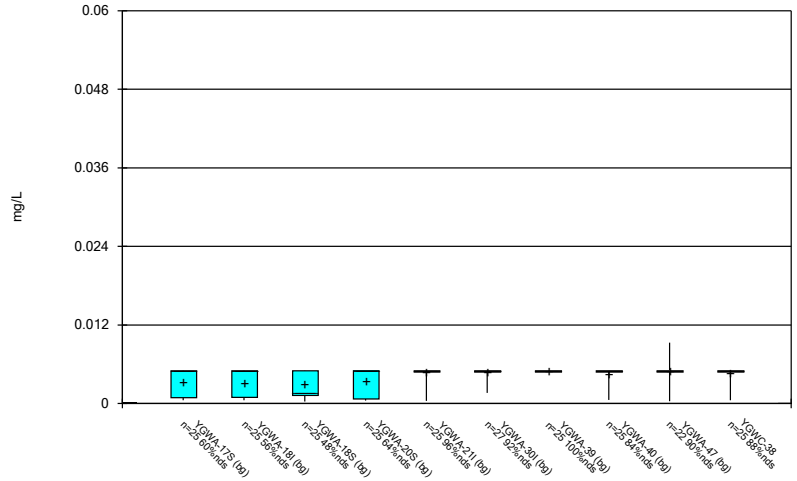

Constituent: Chromium Analysis Run 5/6/2026 8:30 PM

Plant Yates Client: Southern Company Data: Yates AMA-R6

Sanitas™ v.10.1.06e Software licensed to Groundwater Stats Consulting. UG

Box & Whiskers Plot

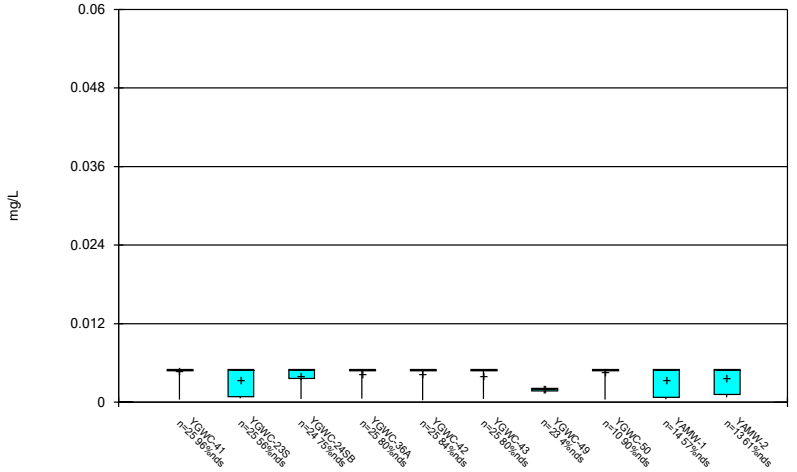

Constituent: Chromium Analysis Run 5/6/2026 8:30 PM

Plant Yates Client: Southern Company Data: Yates AMA-R6

Sanitas™ v.10.1.06e Software licensed to Groundwater Stats Consulting. UG

Box & Whiskers Plot

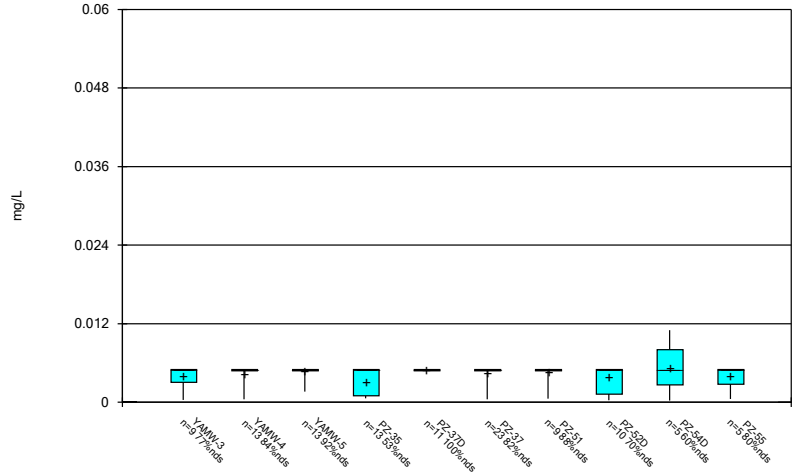

Constituent: Chromium Analysis Run 5/6/2026 8:30 PM

Plant Yates Client: Southern Company Data: Yates AMA-R6

Sanitas™ v.10.1.06e Software licensed to Groundwater Stats Consulting. UG

Box & Whiskers Plot

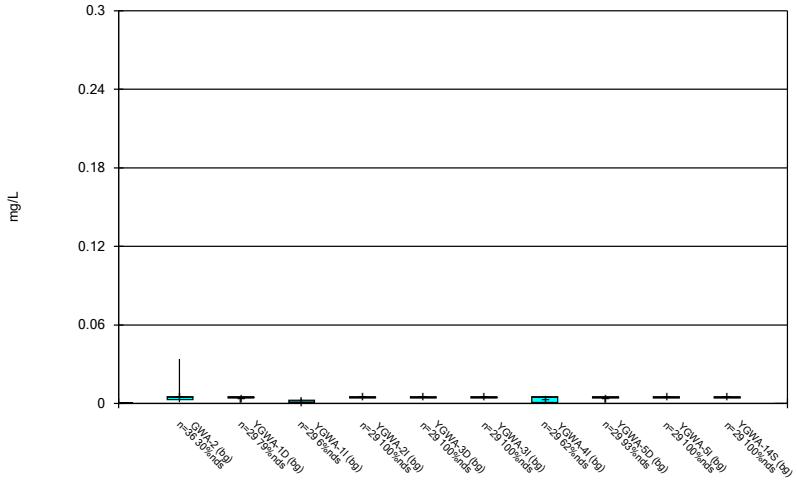

Constituent: Cobalt Analysis Run 5/6/2026 8:30 PM

Plant Yates Client: Southern Company Data: Yates AMA-R6

Sanitas™ v.10.1.06e Software licensed to Groundwater Stats Consulting. UG

Box & Whiskers Plot

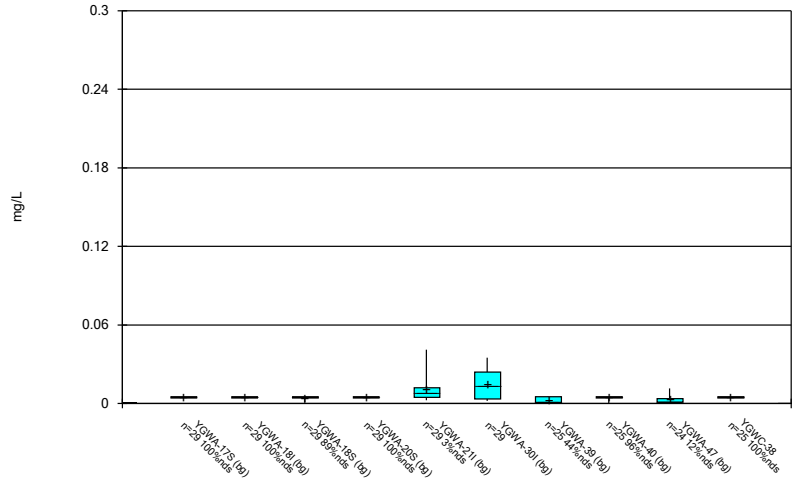

Constituent: Cobalt Analysis Run 5/6/2026 8:30 PM

Plant Yates Client: Southern Company Data: Yates AMA-R6

Sanitas™ v.10.1.06e Software licensed to Groundwater Stats Consulting. UG

Box & Whiskers Plot

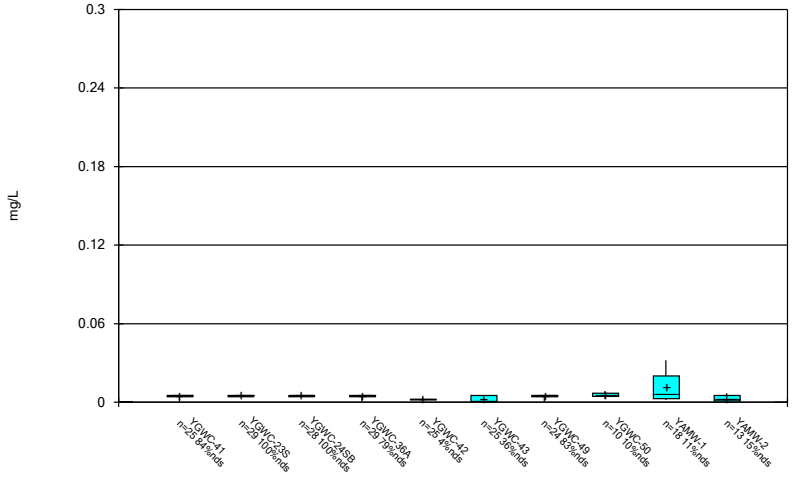

Constituent: Cobalt Analysis Run 5/6/2026 8:30 PM

Plant Yates Client: Southern Company Data: Yates AMA-R6

Sanitas™ v.10.1.06e Software licensed to Groundwater Stats Consulting. UG

Box & Whiskers Plot

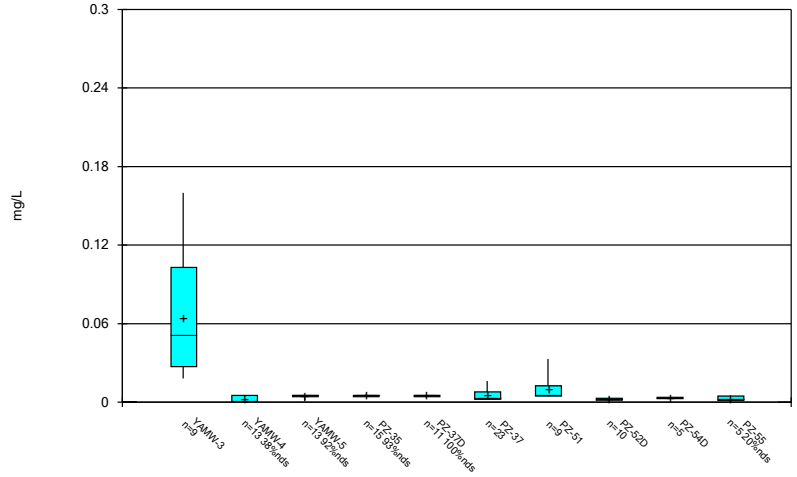

Constituent: Cobalt Analysis Run 5/6/2026 8:30 PM

Plant Yates Client: Southern Company Data: Yates AMA-R6

Sanitas™ v.10.1.06e Software licensed to Groundwater Stats Consulting. UG

Box & Whiskers Plot

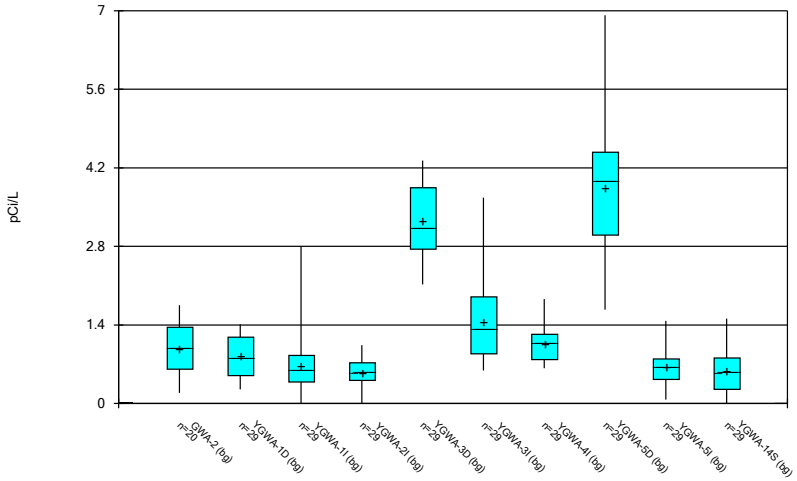

Constituent: Combined Radium 226 + 228 Analysis Run 5/6/2026 8:30 PM

Plant Yates Client: Southern Company Data: Yates AMA-R6

Sanitas™ v.10.1.06e Software licensed to Groundwater Stats Consulting. UG

Box & Whiskers Plot

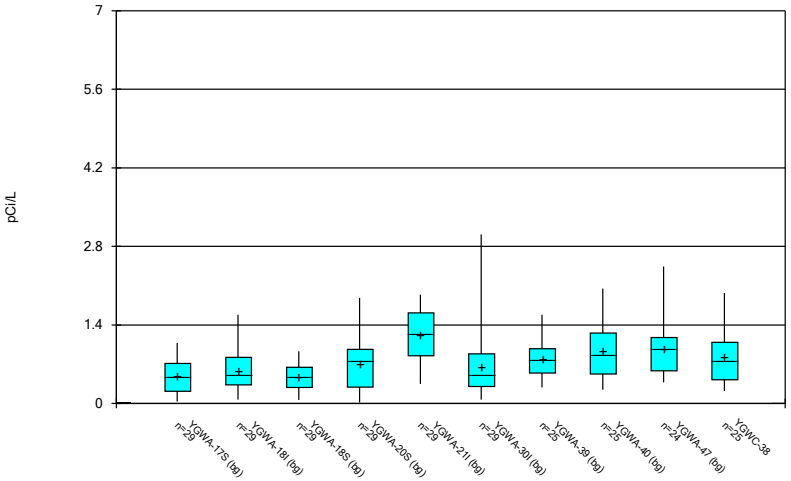

Constituent: Combined Radium 226 + 228 Analysis Run 5/6/2026 8:30 PM

Plant Yates Client: Southern Company Data: Yates AMA-R6

Sanitas™ v.10.1.06e Software licensed to Groundwater Stats Consulting. UG

Box & Whiskers Plot

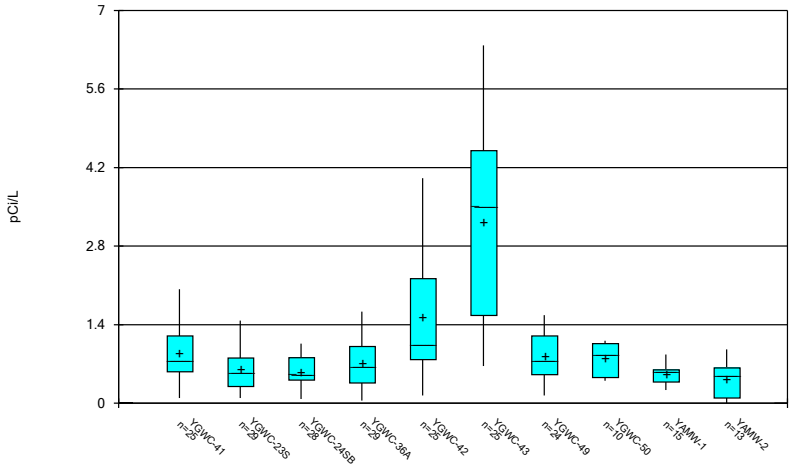

Constituent: Combined Radium 226 + 228 Analysis Run 5/6/2026 8:30 PM

Plant Yates Client: Southern Company Data: Yates AMA-R6

Sanitas™ v.10.1.06e Software licensed to Groundwater Stats Consulting. UG

Box & Whiskers Plot

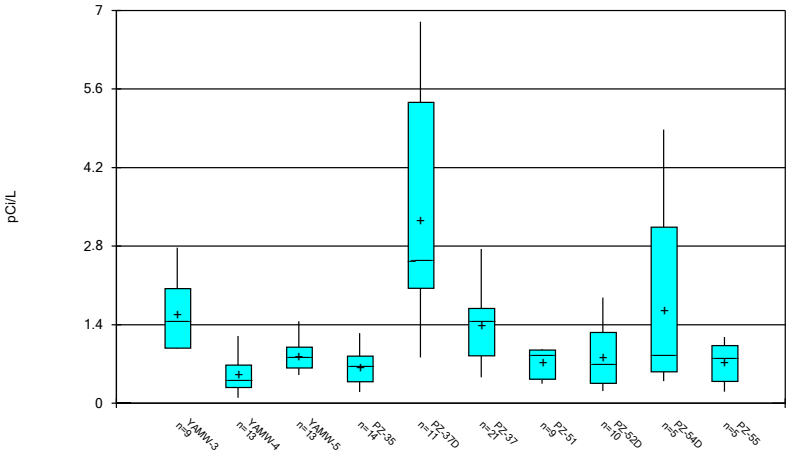

Constituent: Combined Radium 226 + 228 Analysis Run 5/6/2026 8:30 PM

Plant Yates Client: Southern Company Data: Yates AMA-R6

Sanitas™ v.10.1.06e Software licensed to Groundwater Stats Consulting. UG

Box & Whiskers Plot

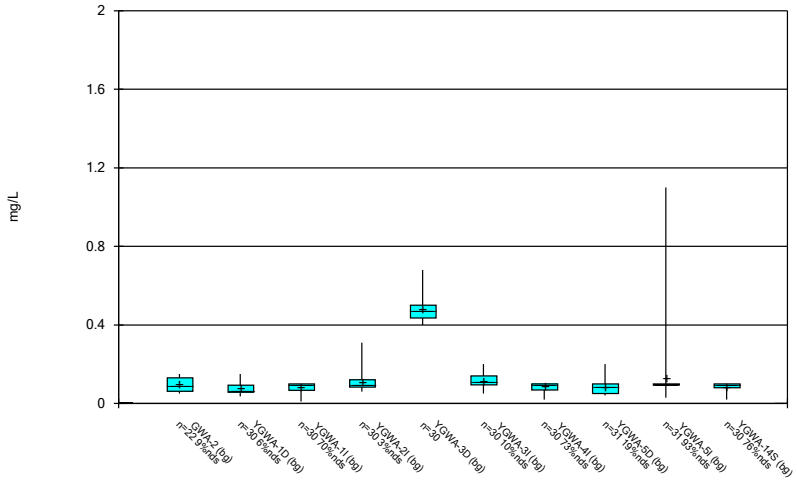

Constituent: Fluoride Analysis Run 5/6/2026 8:30 PM

Plant Yates Client: Southern Company Data: Yates AMA-R6

Sanitas™ v.10.1.06e Software licensed to Groundwater Stats Consulting. UG

Box & Whiskers Plot

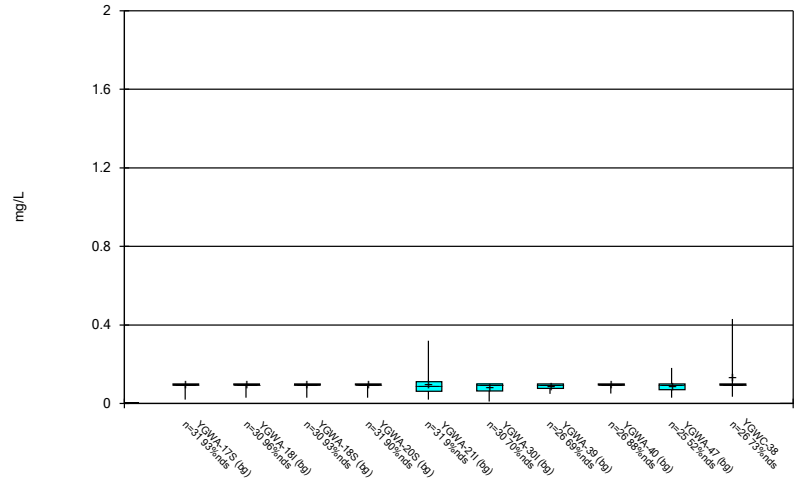

Constituent: Fluoride Analysis Run 5/6/2026 8:30 PM

Plant Yates Client: Southern Company Data: Yates AMA-R6

Sanitas™ v.10.1.06e Software licensed to Groundwater Stats Consulting. UG

Box & Whiskers Plot

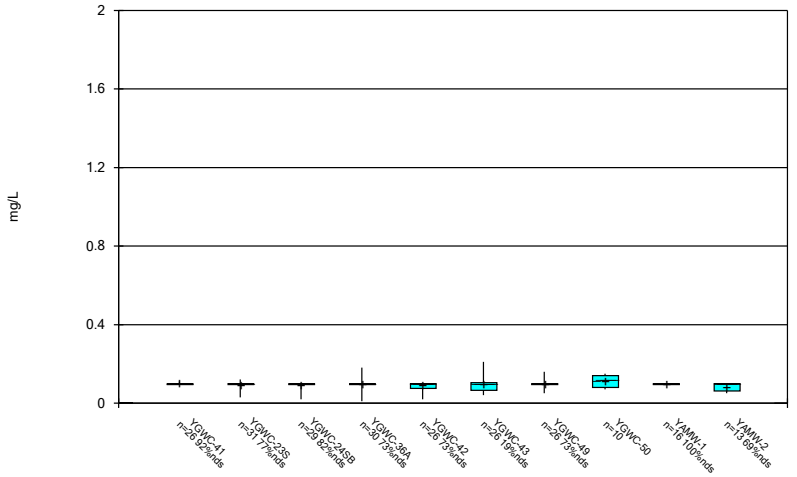

Constituent: Fluoride Analysis Run 5/6/2026 8:30 PM

Plant Yates Client: Southern Company Data: Yates AMA-R6

Sanitas™ v.10.1.06e Software licensed to Groundwater Stats Consulting. UG

Box & Whiskers Plot

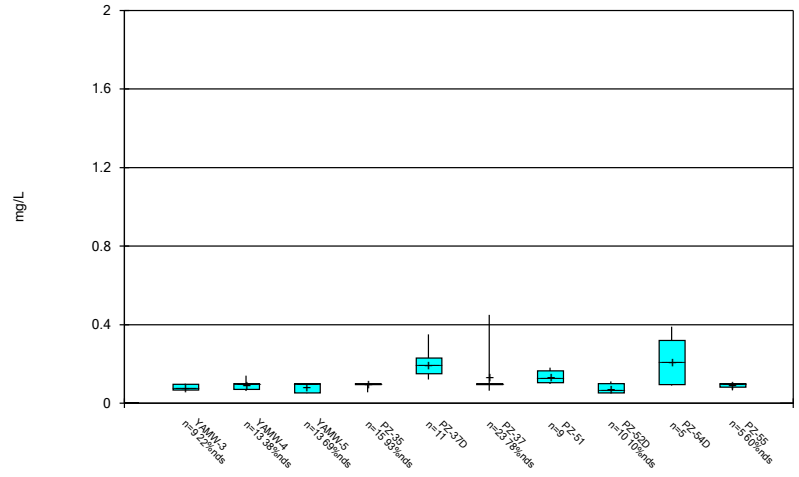

Constituent: Fluoride Analysis Run 5/6/2026 8:30 PM

Plant Yates Client: Southern Company Data: Yates AMA-R6

Sanitas™ v.10.1.06e Software licensed to Groundwater Stats Consulting. UG

Box & Whiskers Plot

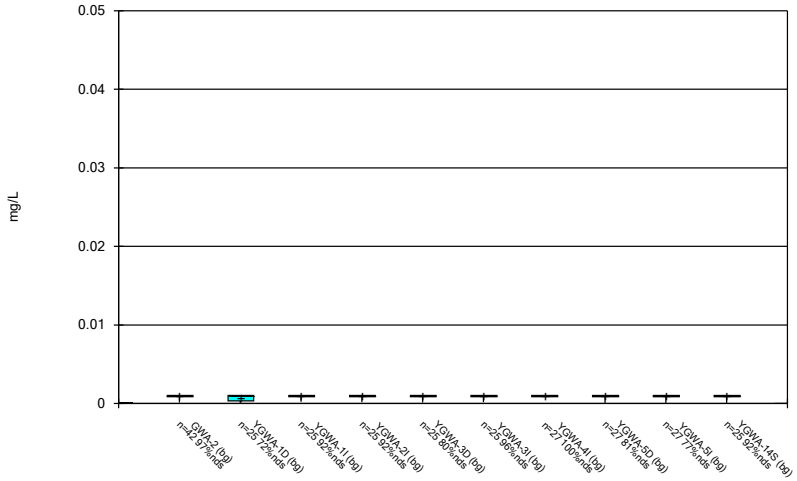

Constituent: Lead Analysis Run 5/6/2026 8:30 PM

Plant Yates Client: Southern Company Data: Yates AMA-R6

Sanitas™ v.10.1.06e Software licensed to Groundwater Stats Consulting. UG

Box & Whiskers Plot

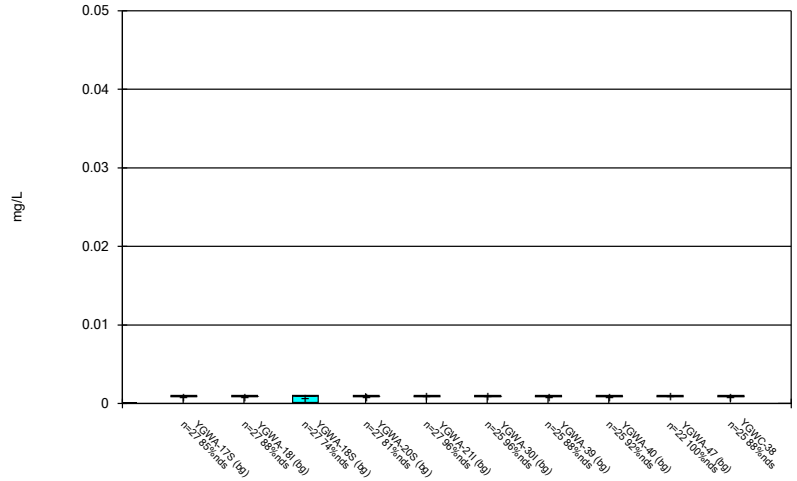

Constituent: Lead Analysis Run 5/6/2026 8:30 PM

Plant Yates Client: Southern Company Data: Yates AMA-R6

Sanitas™ v.10.1.06e Software licensed to Groundwater Stats Consulting. UG

Box & Whiskers Plot

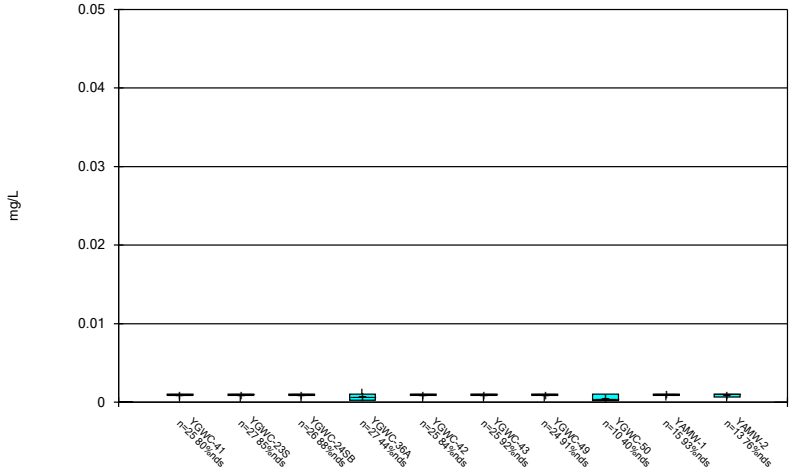

Constituent: Lead Analysis Run 5/6/2026 8:30 PM

Plant Yates Client: Southern Company Data: Yates AMA-R6

Sanitas™ v.10.1.06e Software licensed to Groundwater Stats Consulting. UG

Box & Whiskers Plot

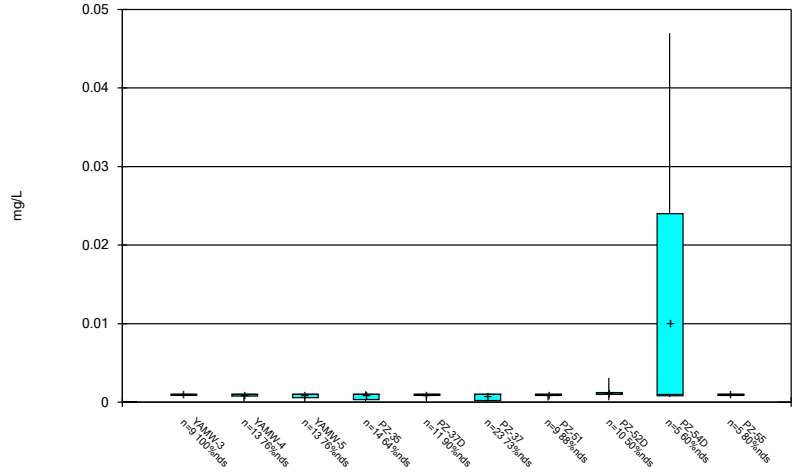

Constituent: Lead Analysis Run 5/6/2026 8:30 PM

Plant Yates Client: Southern Company Data: Yates AMA-R6

Sanitas™ v.10.1.06e Software licensed to Groundwater Stats Consulting. UG

Box & Whiskers Plot

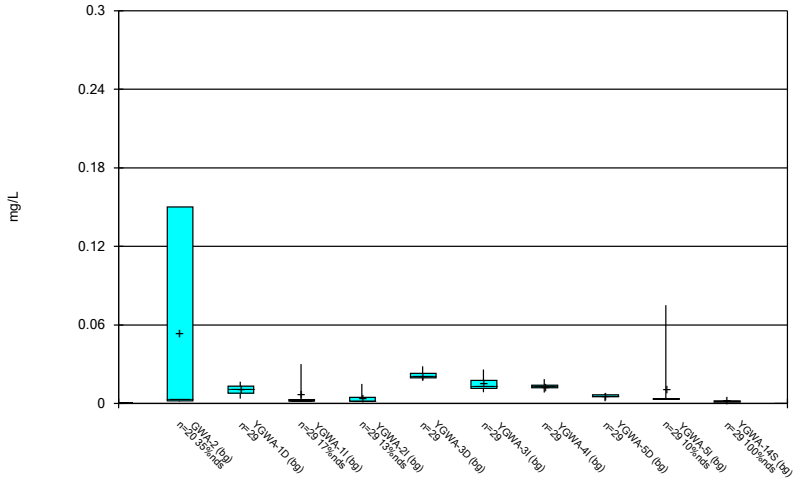

Constituent: Lithium Analysis Run 5/6/2026 8:30 PM

Plant Yates Client: Southern Company Data: Yates AMA-R6

Sanitas™ v.10.1.06e Software licensed to Groundwater Stats Consulting. UG

Box & Whiskers Plot

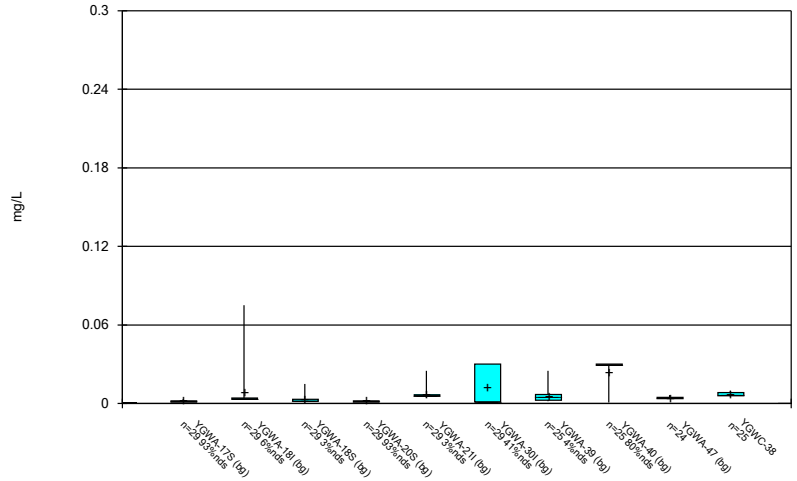

Constituent: Lithium Analysis Run 5/6/2026 8:30 PM

Plant Yates Client: Southern Company Data: Yates AMA-R6

Sanitas™ v.10.1.06e Software licensed to Groundwater Stats Consulting. UG

Box & Whiskers Plot

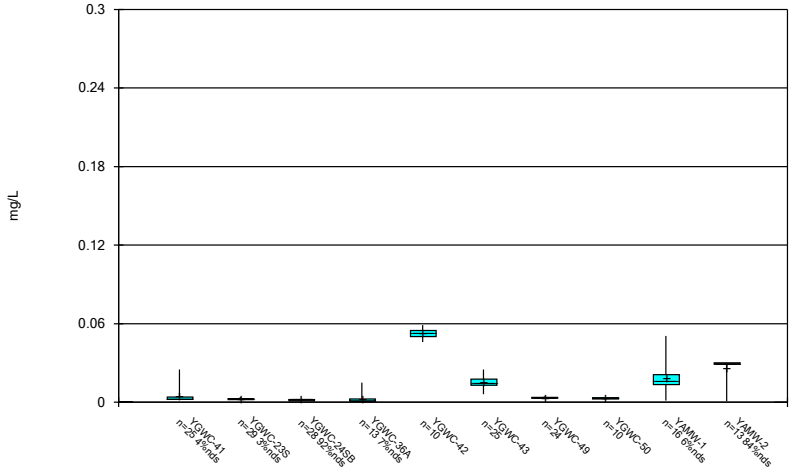

Constituent: Lithium Analysis Run 5/6/2026 8:30 PM

Plant Yates Client: Southern Company Data: Yates AMA-R6

Sanitas™ v.10.1.06e Software licensed to Groundwater Stats Consulting. UG

Box & Whiskers Plot

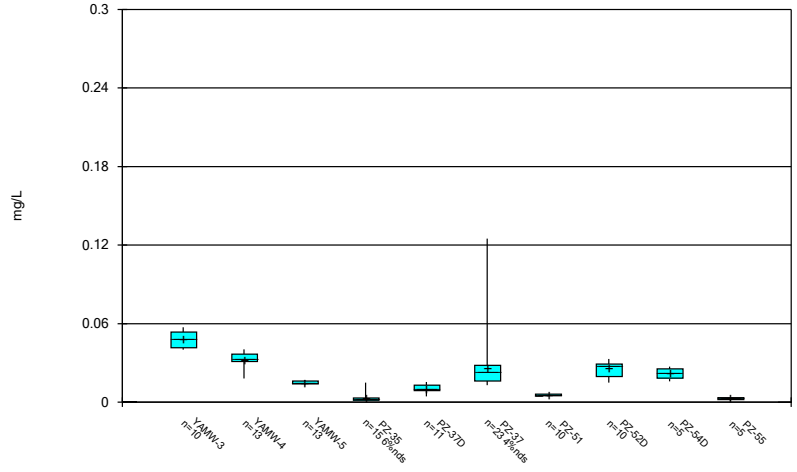

Constituent: Lithium Analysis Run 5/6/2026 8:30 PM

Plant Yates Client: Southern Company Data: Yates AMA-R6

Sanitas™ v.10.1.06e Software licensed to Groundwater Stats Consulting. UG

Box & Whiskers Plot

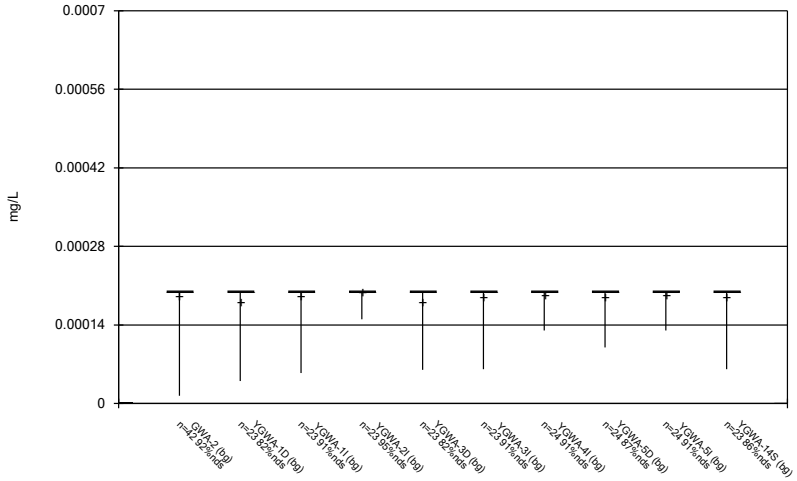

Constituent: Mercury Analysis Run 5/6/2026 8:30 PM

Plant Yates Client: Southern Company Data: Yates AMA-R6

Sanitas™ v.10.1.06e Software licensed to Groundwater Stats Consulting. UG

Box & Whiskers Plot

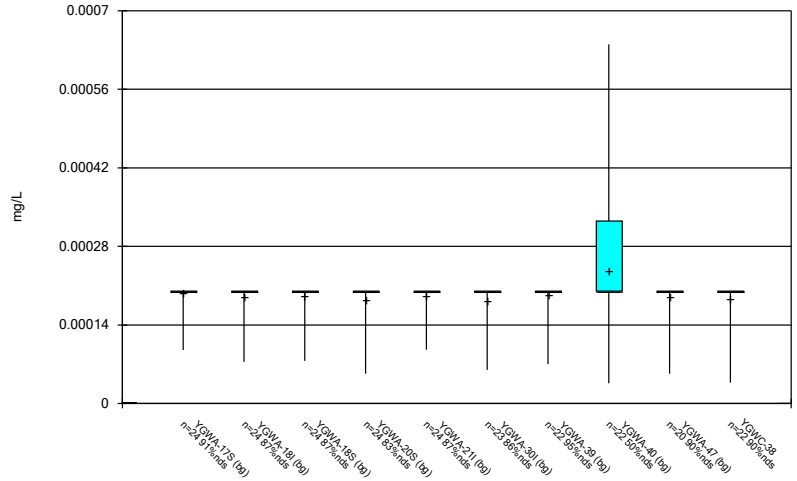

Constituent: Mercury Analysis Run 5/6/2026 8:30 PM

Plant Yates Client: Southern Company Data: Yates AMA-R6

Sanitas™ v.10.1.06e Software licensed to Groundwater Stats Consulting. UG

Box & Whiskers Plot

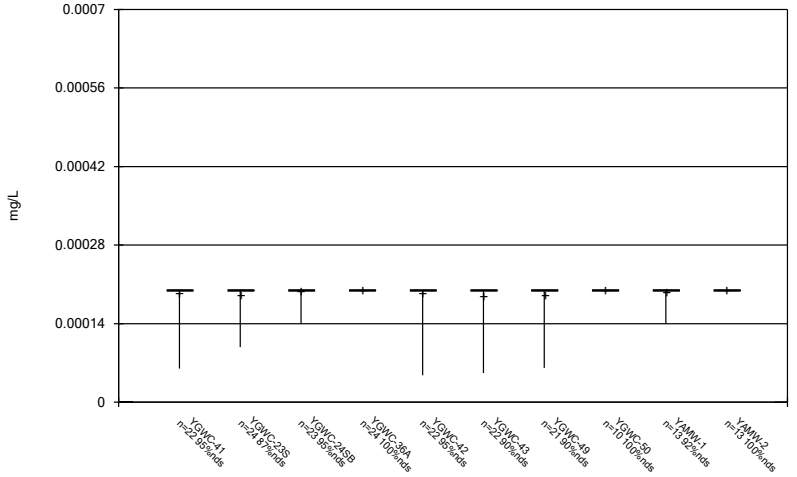

Constituent: Mercury Analysis Run 5/6/2026 8:30 PM

Plant Yates Client: Southern Company Data: Yates AMA-R6

Sanitas™ v.10.1.06e Software licensed to Groundwater Stats Consulting. UG

Box & Whiskers Plot

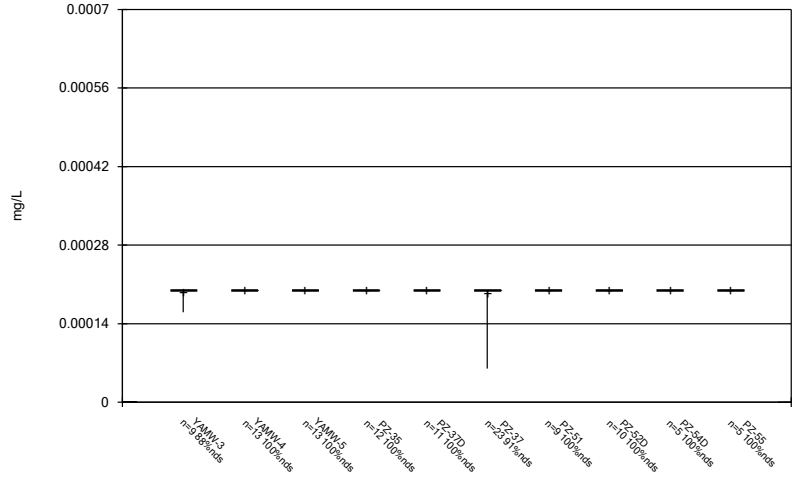

Constituent: Mercury Analysis Run 5/6/2026 8:30 PM

Plant Yates Client: Southern Company Data: Yates AMA-R6

Sanitas™ v.10.1.06e Software licensed to Groundwater Stats Consulting. UG

Box & Whiskers Plot

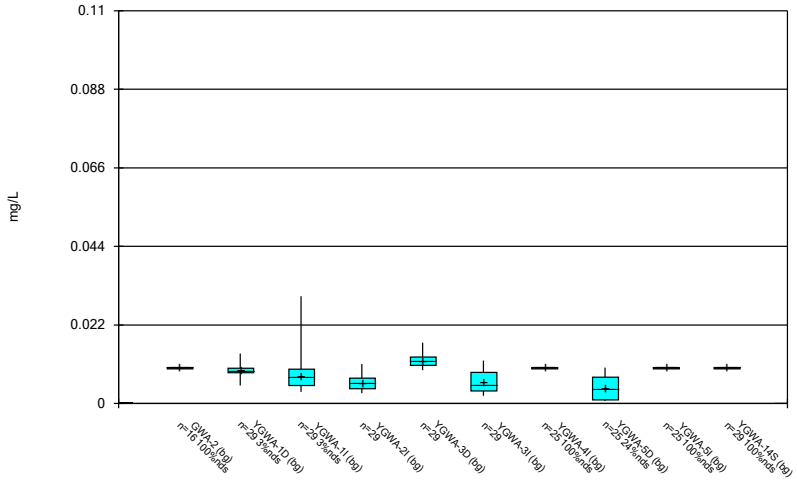

Constituent: Molybdenum Analysis Run 5/6/2026 8:30 PM

Plant Yates Client: Southern Company Data: Yates AMA-R6

Sanitas™ v.10.1.06e Software licensed to Groundwater Stats Consulting. UG

Box & Whiskers Plot

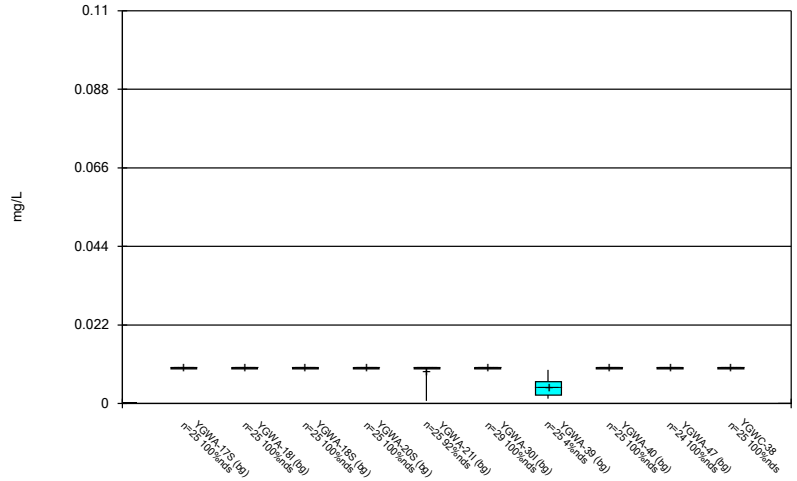

Constituent: Molybdenum Analysis Run 5/6/2026 8:30 PM

Plant Yates Client: Southern Company Data: Yates AMA-R6

Sanitas™ v.10.1.06e Software licensed to Groundwater Stats Consulting. UG

Box & Whiskers Plot

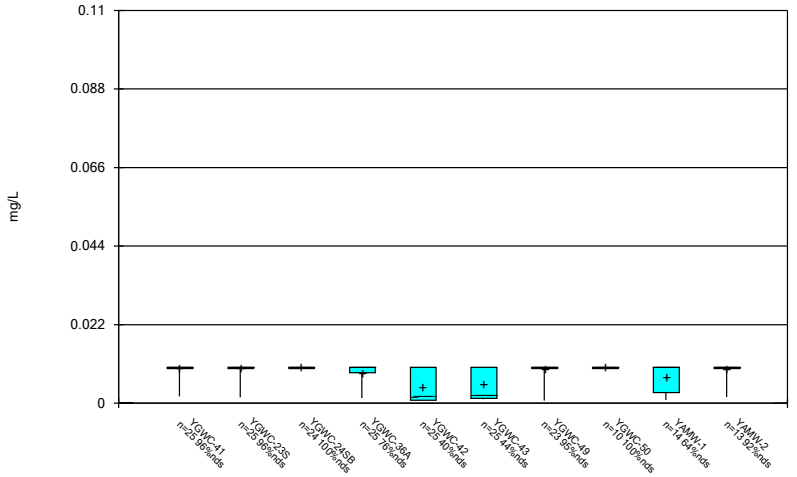

Constituent: Molybdenum Analysis Run 5/6/2026 8:30 PM

Plant Yates Client: Southern Company Data: Yates AMA-R6

Sanitas™ v.10.1.06e Software licensed to Groundwater Stats Consulting. UG

Box & Whiskers Plot

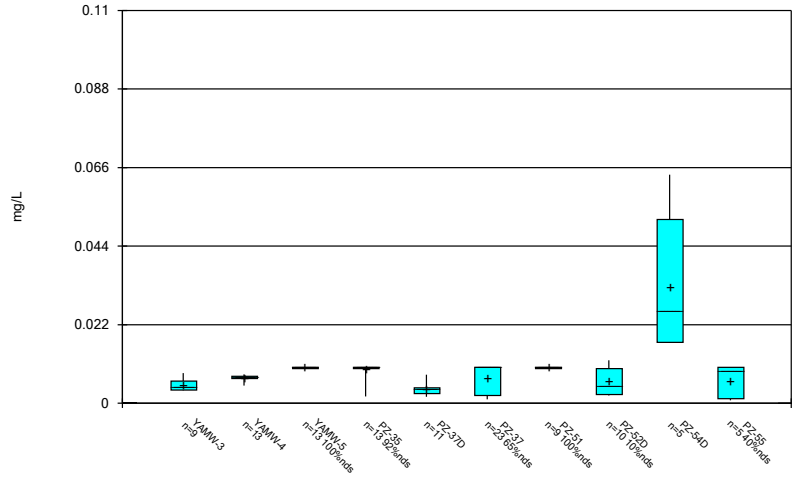

Constituent: Molybdenum Analysis Run 5/6/2026 8:30 PM

Plant Yates Client: Southern Company Data: Yates AMA-R6

Sanitas™ v.10.1.06e Software licensed to Groundwater Stats Consulting. UG

Box & Whiskers Plot

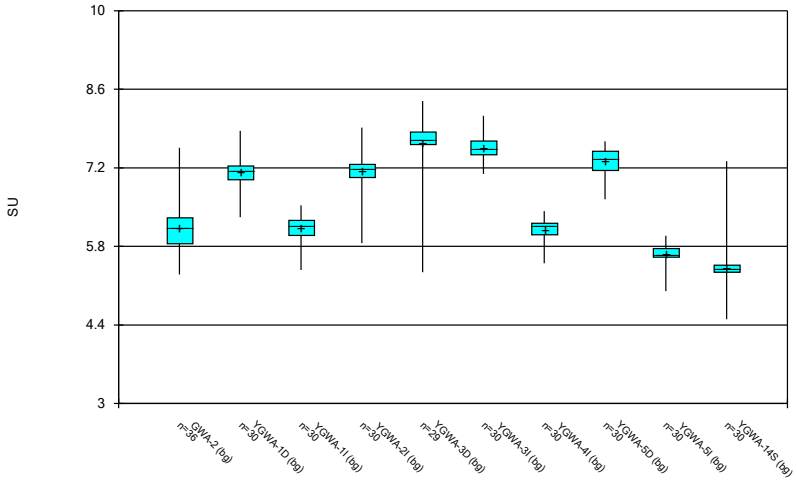

Constituent: pH, Field Analysis Run 5/6/2026 8:31 PM

Plant Yates Client: Southern Company Data: Yates AMA-R6

Sanitas™ v.10.1.06e Software licensed to Groundwater Stats Consulting. UG

Box & Whiskers Plot

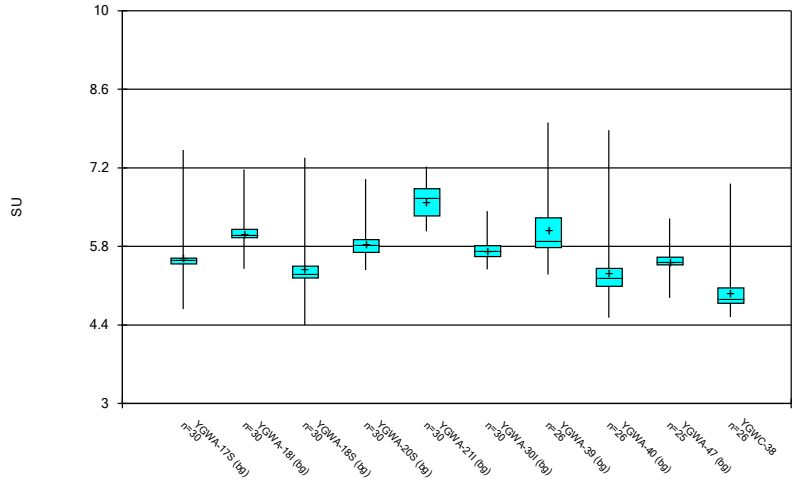

Constituent: pH, Field Analysis Run 5/6/2026 8:31 PM

Plant Yates Client: Southern Company Data: Yates AMA-R6

Sanitas™ v.10.1.06e Software licensed to Groundwater Stats Consulting. UG

Box & Whiskers Plot

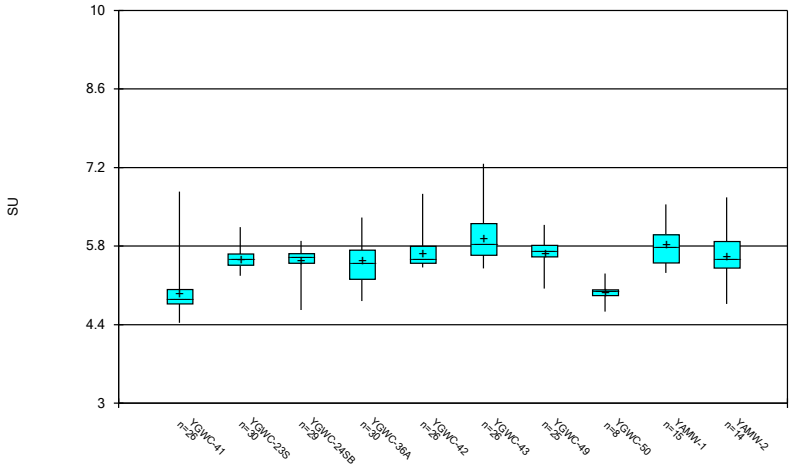

Constituent: pH, Field Analysis Run 5/6/2026 8:31 PM

Plant Yates Client: Southern Company Data: Yates AMA-R6

Sanitas™ v.10.1.06e Software licensed to Groundwater Stats Consulting. UG

Box & Whiskers Plot

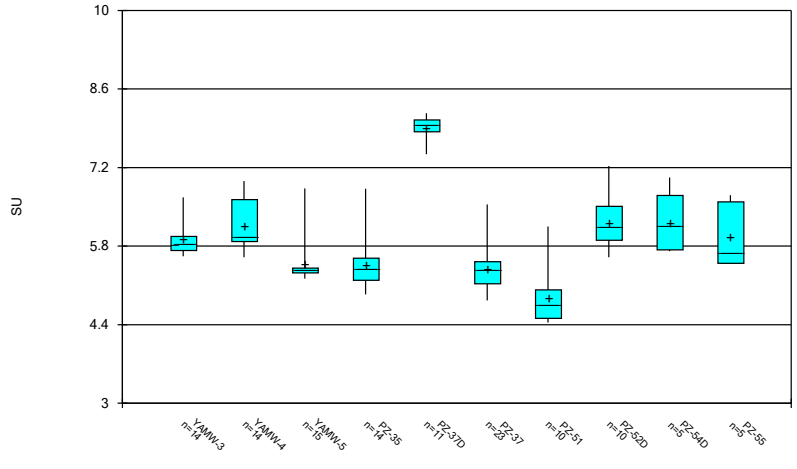

Constituent: pH, Field Analysis Run 5/6/2026 8:31 PM

Plant Yates Client: Southern Company Data: Yates AMA-R6

Sanitas™ v.10.1.06e Software licensed to Groundwater Stats Consulting. UG

Box & Whiskers Plot

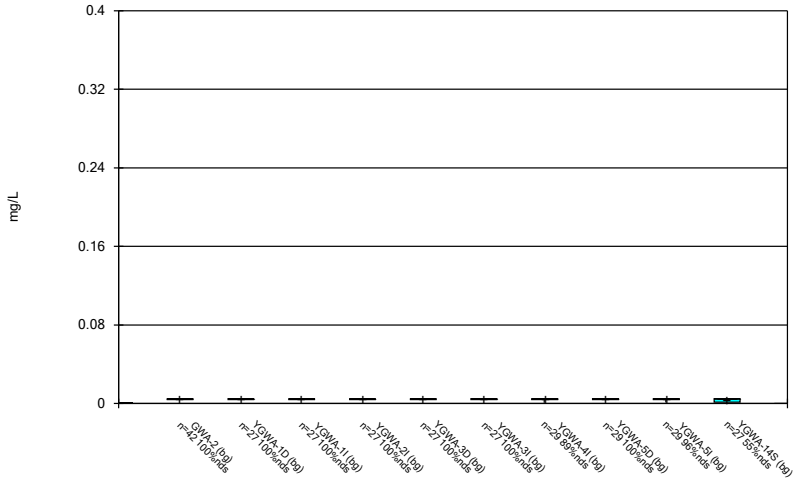

Constituent: Selenium Analysis Run 5/6/2026 8:31 PM

Plant Yates Client: Southern Company Data: Yates AMA-R6

Sanitas™ v.10.1.06e Software licensed to Groundwater Stats Consulting. UG

Box & Whiskers Plot

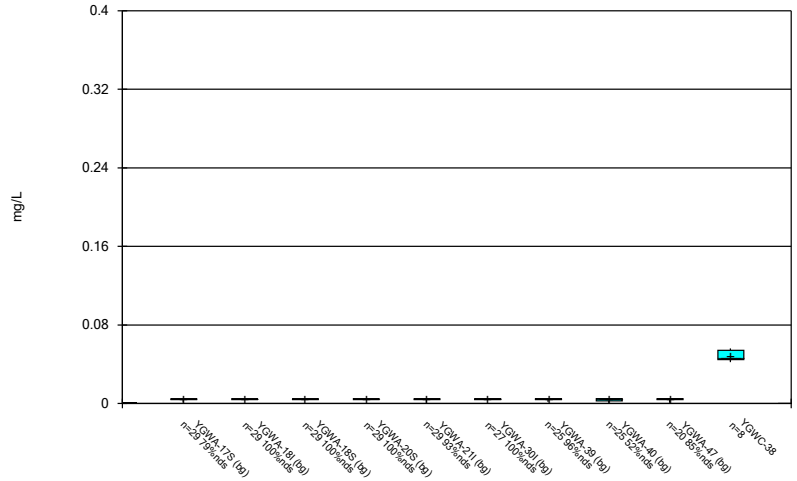

Constituent: Selenium Analysis Run 5/6/2026 8:31 PM

Plant Yates Client: Southern Company Data: Yates AMA-R6

Sanitas™ v.10.1.06e Software licensed to Groundwater Stats Consulting. UG

Box & Whiskers Plot

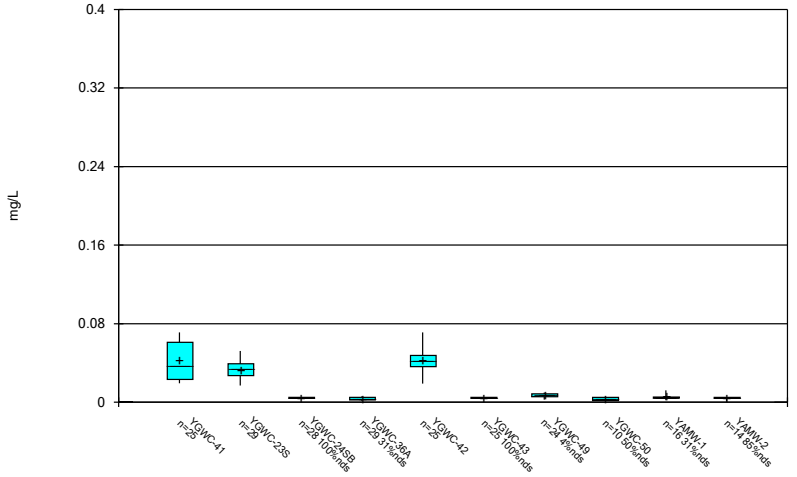

Constituent: Selenium Analysis Run 5/6/2026 8:31 PM

Plant Yates Client: Southern Company Data: Yates AMA-R6

Sanitas™ v.10.1.06e Software licensed to Groundwater Stats Consulting. UG

Box & Whiskers Plot

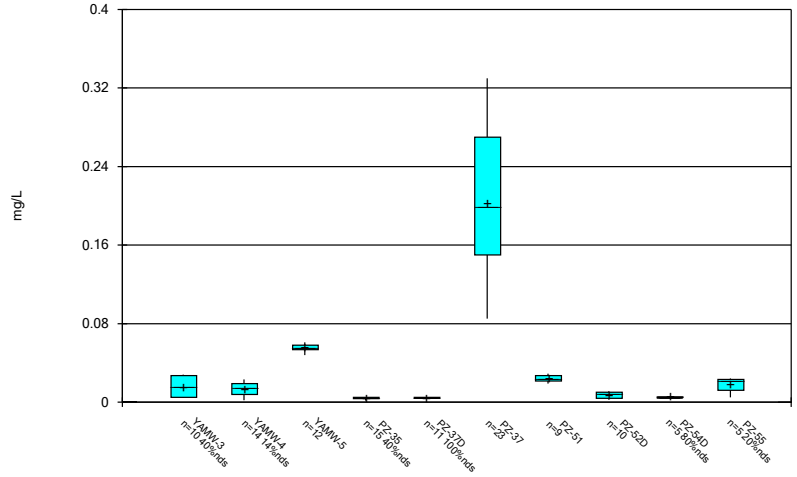

Constituent: Selenium Analysis Run 5/6/2026 8:31 PM

Plant Yates Client: Southern Company Data: Yates AMA-R6

Sanitas™ v.10.1.06e Software licensed to Groundwater Stats Consulting. UG

Box & Whiskers Plot

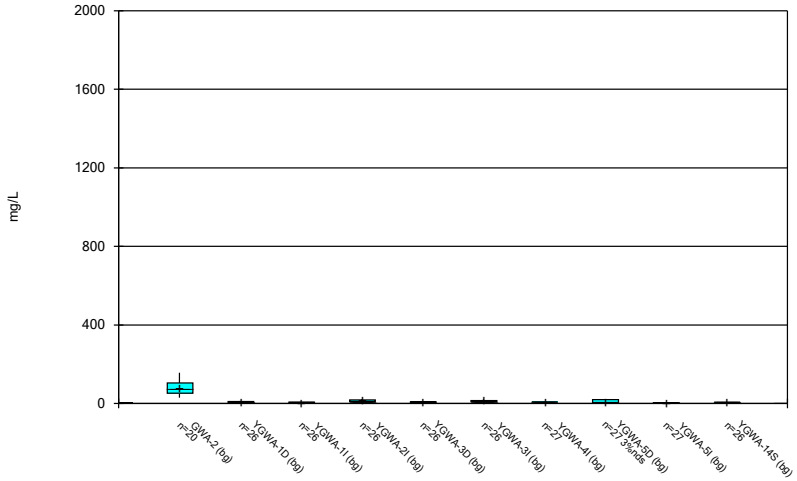

Constituent: Sulfate Analysis Run 5/6/2026 8:31 PM

Plant Yates Client: Southern Company Data: Yates AMA-R6

Sanitas™ v.10.1.06e Software licensed to Groundwater Stats Consulting. UG

Box & Whiskers Plot

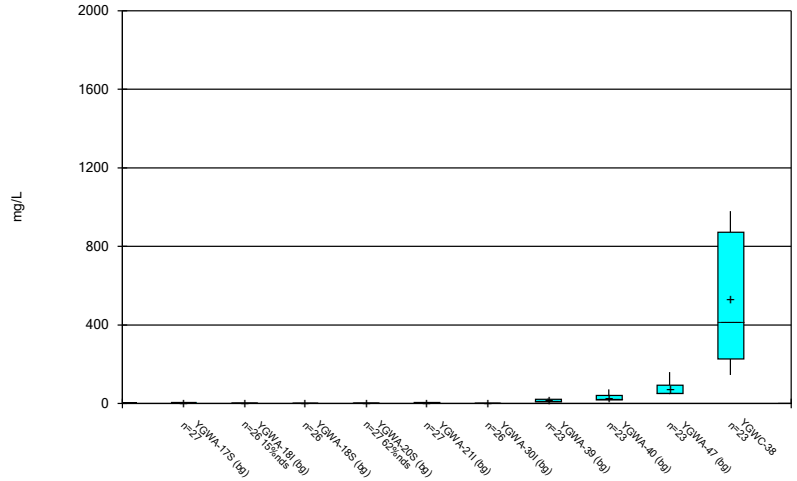

Constituent: Sulfate Analysis Run 5/6/2026 8:31 PM

Plant Yates Client: Southern Company Data: Yates AMA-R6

Sanitas™ v.10.1.06e Software licensed to Groundwater Stats Consulting. UG

Box & Whiskers Plot

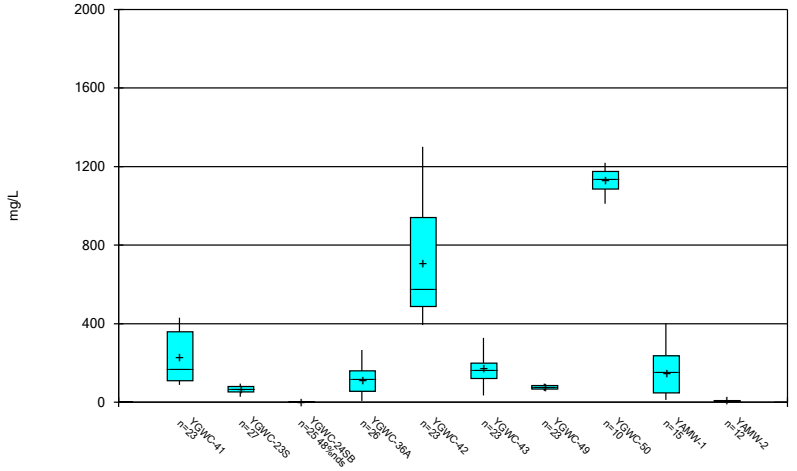

Constituent: Sulfate Analysis Run 5/6/2026 8:31 PM

Plant Yates Client: Southern Company Data: Yates AMA-R6

Sanitas™ v.10.1.06e Software licensed to Groundwater Stats Consulting. UG

Box & Whiskers Plot

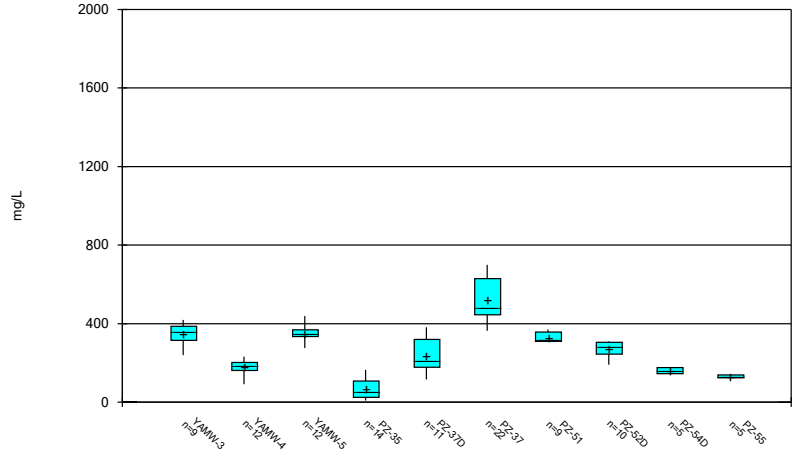

Constituent: Sulfate Analysis Run 5/6/2026 8:31 PM

Plant Yates Client: Southern Company Data: Yates AMA-R6

Sanitas™ v.10.1.06e Software licensed to Groundwater Stats Consulting. UG

Box & Whiskers Plot

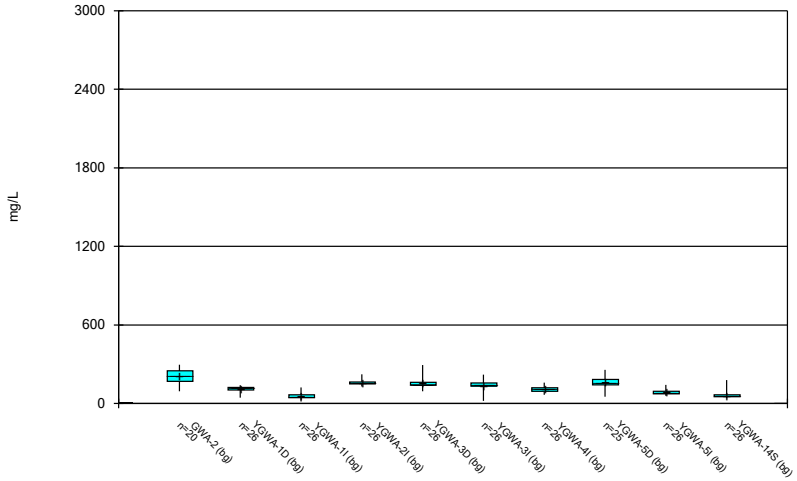

Constituent: TDS Analysis Run 5/6/2026 8:31 PM

Plant Yates Client: Southern Company Data: Yates AMA-R6

Sanitas™ v.10.1.06e Software licensed to Groundwater Stats Consulting. UG

Box & Whiskers Plot

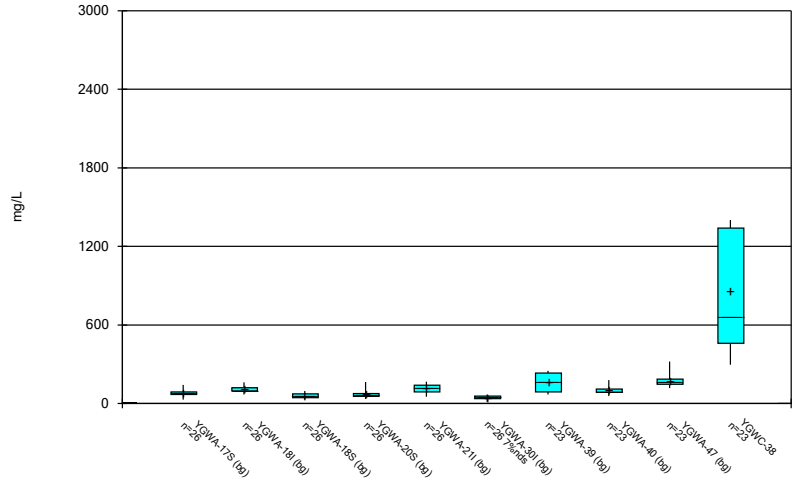

Constituent: TDS Analysis Run 5/6/2026 8:31 PM

Plant Yates Client: Southern Company Data: Yates AMA-R6

Sanitas™ v.10.1.06e Software licensed to Groundwater Stats Consulting. UG

Box & Whiskers Plot

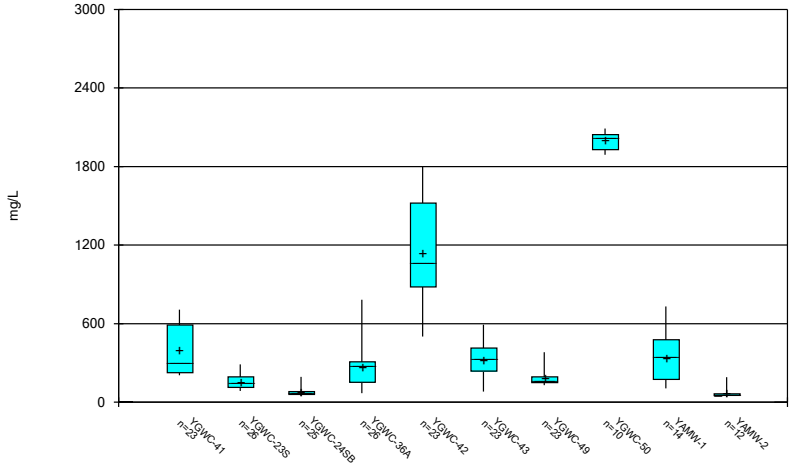

Constituent: TDS Analysis Run 5/6/2026 8:31 PM

Plant Yates Client: Southern Company Data: Yates AMA-R6

Sanitas™ v.10.1.06e Software licensed to Groundwater Stats Consulting. UG

Box & Whiskers Plot

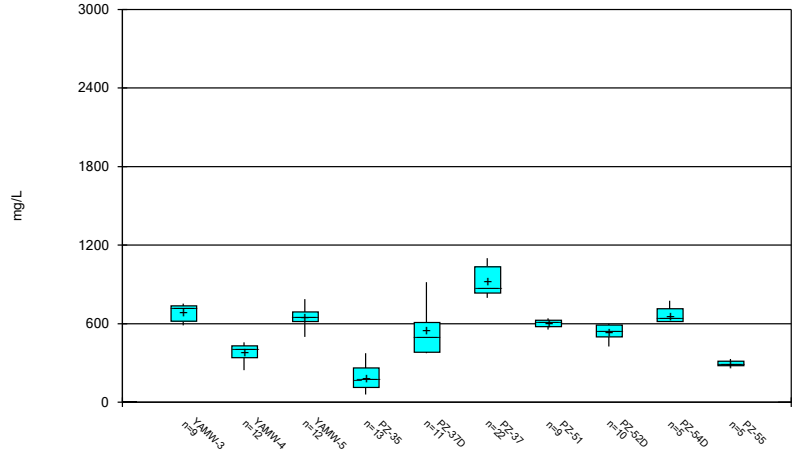

Constituent: TDS Analysis Run 5/6/2026 8:31 PM

Plant Yates Client: Southern Company Data: Yates AMA-R6

Sanitas™ v.10.1.06e Software licensed to Groundwater Stats Consulting. UG

Box & Whiskers Plot

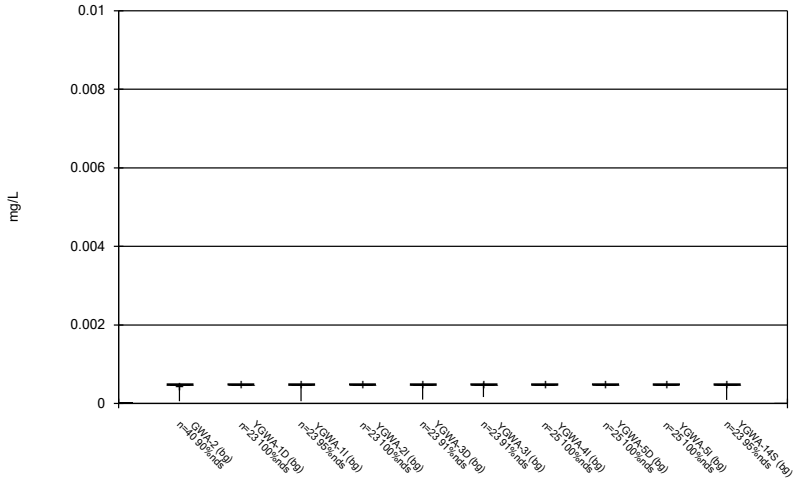

Constituent: Thallium Analysis Run 5/6/2026 8:31 PM

Plant Yates Client: Southern Company Data: Yates AMA-R6

Sanitas™ v.10.1.06e Software licensed to Groundwater Stats Consulting. UG

Box & Whiskers Plot

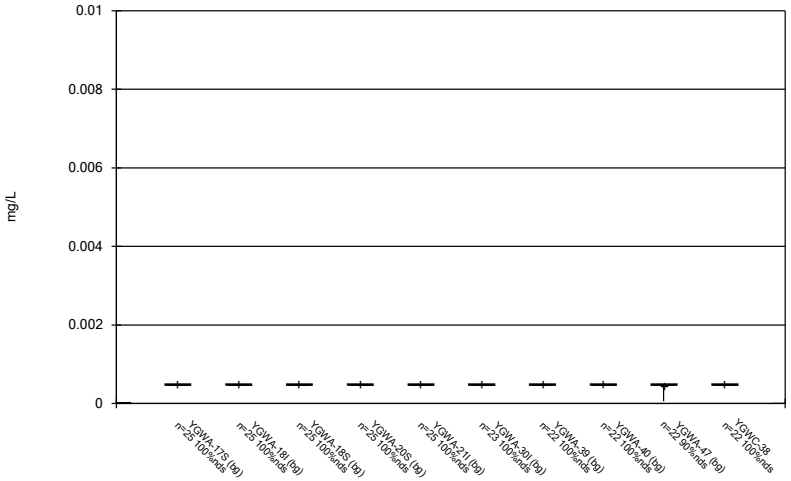

Constituent: Thallium Analysis Run 5/6/2026 8:31 PM

Plant Yates Client: Southern Company Data: Yates AMA-R6

Sanitas™ v.10.1.06e Software licensed to Groundwater Stats Consulting. UG

Box & Whiskers Plot

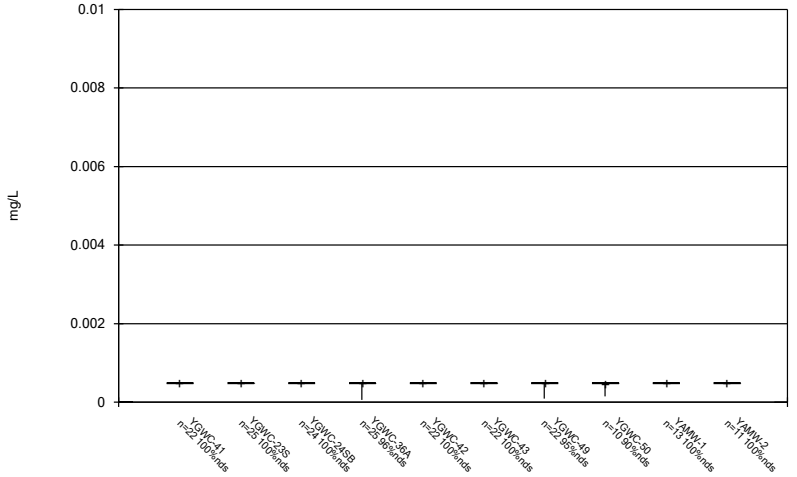

Constituent: Thallium Analysis Run 5/6/2026 8:31 PM

Plant Yates Client: Southern Company Data: Yates AMA-R6

Sanitas™ v.10.1.06e Software licensed to Groundwater Stats Consulting. UG

Box & Whiskers Plot

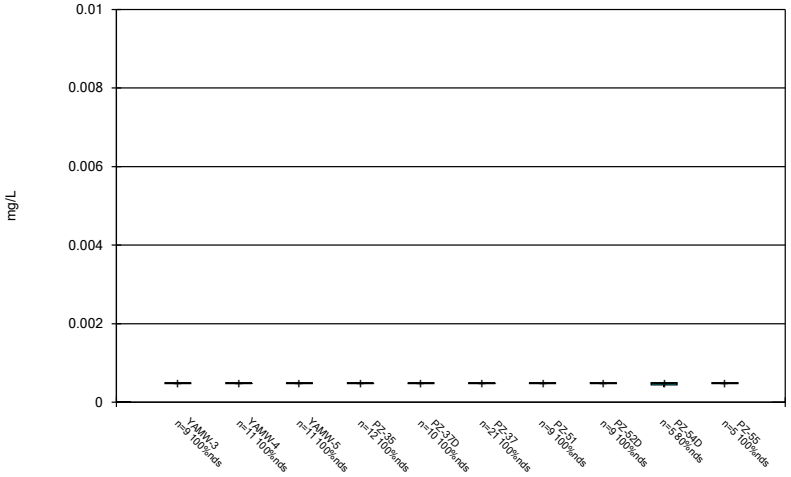

Constituent: Thallium Analysis Run 5/6/2026 8:31 PM

Plant Yates Client: Southern Company Data: Yates AMA-R6

FIGURE C.

Outlier Summary

Plant Yates Client: Southern Company Data: Yates AMA-R6 Printed 5/6/2026, 8:06 PM

	GWA-2 Cobalt (mg/L)	YAMW-3 Lithium (mg/L)	YGWA-3D pH, Field (SU)	YGWA-5D TDS (mg/L)
8/26/2020	0.2 (O)			
9/22/2020	0.16 (O)			
3/2/2021	0.21 (O)			
8/20/2021	0.074 (O)			
11/17/2021		0.046 (OX)		
2/8/2022	0.072 (O)			
8/30/2022	0.075 (O)			
2/20/2024				639 (O)
2/17/2026			9.84 (o)	

FIGURE D.

Appendix III Interwell Prediction Limits - Significant Results

Plant Yates Client: Southern Company Data: Yates AMA-R6 Printed 5/6/2026, 6:29 PM

Constituent	Well	Upper Lim.	Lower Lim.	Date	Observ.	Sig.	Bg N	%NDs	ND Adj.	Transform	Alpha	Method
Boron (mg/L)	**YGWC-38**	**0.16**	**n/a**	**2/18/2026**	**2.5**	**Yes**	**479**	**52.19**	**n/a**	**n/a**	**0.00004916**	**NP Inter (NDs) 1 of 2**
Boron (mg/L)	**YGWC-41**	**0.16**	**n/a**	**2/19/2026**	**4.2**	**Yes**	**479**	**52.19**	**n/a**	**n/a**	**0.00004916**	**NP Inter (NDs) 1 of 2**
Boron (mg/L)	**YGWC-23S**	**0.16**	**n/a**	**2/19/2026**	**1.6**	**Yes**	**479**	**52.19**	**n/a**	**n/a**	**0.00004916**	**NP Inter (NDs) 1 of 2**
Boron (mg/L)	**YGWC-36A**	**0.16**	**n/a**	**2/18/2026**	**0.51**	**Yes**	**479**	**52.19**	**n/a**	**n/a**	**0.00004916**	**NP Inter (NDs) 1 of 2**
Boron (mg/L)	**YGWC-42**	**0.16**	**n/a**	**2/19/2026**	**13.8**	**Yes**	**479**	**52.19**	**n/a**	**n/a**	**0.00004916**	**NP Inter (NDs) 1 of 2**
Boron (mg/L)	**YGWC-43**	**0.16**	**n/a**	**2/18/2026**	**3.7**	**Yes**	**479**	**52.19**	**n/a**	**n/a**	**0.00004916**	**NP Inter (NDs) 1 of 2**
Boron (mg/L)	**YGWC-50**	**0.16**	**n/a**	**2/19/2026**	**21.7**	**Yes**	**479**	**52.19**	**n/a**	**n/a**	**0.00004916**	**NP Inter (NDs) 1 of 2**
Calcium (mg/L)	**YGWC-36A**	**37**	**n/a**	**2/18/2026**	**59**	**Yes**	**485**	**0.6186**	**n/a**	**n/a**	**0.00004916**	**NP Inter (normality) 1 of 2**
Calcium (mg/L)	**YGWC-42**	**37**	**n/a**	**2/19/2026**	**88.8**	**Yes**	**485**	**0.6186**	**n/a**	**n/a**	**0.00004916**	**NP Inter (normality) 1 of 2**
Calcium (mg/L)	**YGWC-50**	**37**	**n/a**	**2/19/2026**	**358**	**Yes**	**485**	**0.6186**	**n/a**	**n/a**	**0.00004916**	**NP Inter (normality) 1 of 2**
Sulfate (mg/L)	**YGWC-36A**	**160**	**n/a**	**2/18/2026**	**265**	**Yes**	**485**	**4.536**	**n/a**	**n/a**	**0.00004916**	**NP Inter (normality) 1 of 2**
Sulfate (mg/L)	**YGWC-42**	**160**	**n/a**	**2/19/2026**	**518**	**Yes**	**485**	**4.536**	**n/a**	**n/a**	**0.00004916**	**NP Inter (normality) 1 of 2**
Sulfate (mg/L)	**YGWC-43**	**160**	**n/a**	**2/18/2026**	**199**	**Yes**	**485**	**4.536**	**n/a**	**n/a**	**0.00004916**	**NP Inter (normality) 1 of 2**
Sulfate (mg/L)	**YGWC-50**	**160**	**n/a**	**2/19/2026**	**1150**	**Yes**	**485**	**4.536**	**n/a**	**n/a**	**0.00004916**	**NP Inter (normality) 1 of 2**
TDS (mg/L)	**YGWC-36A**	**319**	**n/a**	**2/18/2026**	**465**	**Yes**	**478**	**0.4184**	**n/a**	**n/a**	**0.00004916**	**NP Inter (normality) 1 of 2**
TDS (mg/L)	**YGWC-42**	**319**	**n/a**	**2/19/2026**	**912**	**Yes**	**478**	**0.4184**	**n/a**	**n/a**	**0.00004916**	**NP Inter (normality) 1 of 2**
TDS (mg/L)	**YGWC-43**	**319**	**n/a**	**2/18/2026**	**395**	**Yes**	**478**	**0.4184**	**n/a**	**n/a**	**0.00004916**	**NP Inter (normality) 1 of 2**
TDS (mg/L)	**YGWC-50**	**319**	**n/a**	**2/19/2026**	**2030**	**Yes**	**478**	**0.4184**	**n/a**	**n/a**	**0.00004916**	**NP Inter (normality) 1 of 2**

Appendix III Interwell Prediction Limits - All Results

Plant Yates Client: Southern Company Data: Yates AMA-R6 Printed 5/6/2026, 6:29 PM

Constituent	Well	Upper Lim.	Lower Lim.	Date	Observ.	Sig.	Bg N	%NDs	ND Adj.	Transform	Alpha	Method
Boron (mg/L)	**YGWC-38**	**0.16**	**n/a**	**2/18/2026**	**2.5**	**Yes**	**479**	**52.19**	**n/a**	**n/a**	**0.00004916**	**NP Inter (NDs) 1 of 2**
Boron (mg/L)	**YGWC-41**	**0.16**	**n/a**	**2/19/2026**	**4.2**	**Yes**	**479**	**52.19**	**n/a**	**n/a**	**0.00004916**	**NP Inter (NDs) 1 of 2**
Boron (mg/L)	**YGWC-23S**	**0.16**	**n/a**	**2/19/2026**	**1.6**	**Yes**	**479**	**52.19**	**n/a**	**n/a**	**0.00004916**	**NP Inter (NDs) 1 of 2**
Boron (mg/L)	YGWC-24SB	0.16	n/a	2/18/2026	0.0079J	No	479	52.19	n/a	n/a	0.00004916	NP Inter (NDs) 1 of 2
Boron (mg/L)	**YGWC-36A**	**0.16**	**n/a**	**2/18/2026**	**0.51**	**Yes**	**479**	**52.19**	**n/a**	**n/a**	**0.00004916**	**NP Inter (NDs) 1 of 2**
Boron (mg/L)	**YGWC-42**	**0.16**	**n/a**	**2/19/2026**	**13.8**	**Yes**	**479**	**52.19**	**n/a**	**n/a**	**0.00004916**	**NP Inter (NDs) 1 of 2**
Boron (mg/L)	**YGWC-43**	**0.16**	**n/a**	**2/18/2026**	**3.7**	**Yes**	**479**	**52.19**	**n/a**	**n/a**	**0.00004916**	**NP Inter (NDs) 1 of 2**
Boron (mg/L)	YGWC-49	0.16	n/a	2/19/2026	0.04ND	No	479	52.19	n/a	n/a	0.00004916	NP Inter (NDs) 1 of 2
Boron (mg/L)	**YGWC-50**	**0.16**	**n/a**	**2/19/2026**	**21.7**	**Yes**	**479**	**52.19**	**n/a**	**n/a**	**0.00004916**	**NP Inter (NDs) 1 of 2**
Calcium (mg/L)	YGWC-38	37	n/a	2/18/2026	36.6	No	485	0.6186	n/a	n/a	0.00004916	NP Inter (normality) 1 of 2
Calcium (mg/L)	YGWC-41	37	n/a	2/19/2026	15.4	No	485	0.6186	n/a	n/a	0.00004916	NP Inter (normality) 1 of 2
Calcium (mg/L)	YGWC-23S	37	n/a	2/19/2026	15.8	No	485	0.6186	n/a	n/a	0.00004916	NP Inter (normality) 1 of 2
Calcium (mg/L)	YGWC-24SB	37	n/a	2/18/2026	2.4	No	485	0.6186	n/a	n/a	0.00004916	NP Inter (normality) 1 of 2
Calcium (mg/L)	**YGWC-36A**	**37**	**n/a**	**2/18/2026**	**59**	**Yes**	**485**	**0.6186**	**n/a**	**n/a**	**0.00004916**	**NP Inter (normality) 1 of 2**
Calcium (mg/L)	**YGWC-42**	**37**	**n/a**	**2/19/2026**	**88.8**	**Yes**	**485**	**0.6186**	**n/a**	**n/a**	**0.00004916**	**NP Inter (normality) 1 of 2**
Calcium (mg/L)	YGWC-43	37	n/a	2/18/2026	17.7	No	485	0.6186	n/a	n/a	0.00004916	NP Inter (normality) 1 of 2
Calcium (mg/L)	YGWC-49	37	n/a	2/19/2026	10.3	No	485	0.6186	n/a	n/a	0.00004916	NP Inter (normality) 1 of 2
Calcium (mg/L)	**YGWC-50**	**37**	**n/a**	**2/19/2026**	**358**	**Yes**	**485**	**0.6186**	**n/a**	**n/a**	**0.00004916**	**NP Inter (normality) 1 of 2**
Chloride (mg/L)	YGWC-38	12.7	n/a	2/18/2026	4.7	No	484	0	n/a	n/a	0.00004916	NP Inter (normality) 1 of 2
Chloride (mg/L)	YGWC-41	12.7	n/a	2/19/2026	3.9	No	484	0	n/a	n/a	0.00004916	NP Inter (normality) 1 of 2
Chloride (mg/L)	YGWC-23S	12.7	n/a	2/19/2026	3.8	No	484	0	n/a	n/a	0.00004916	NP Inter (normality) 1 of 2
Chloride (mg/L)	YGWC-24SB	12.7	n/a	2/18/2026	8.7	No	484	0	n/a	n/a	0.00004916	NP Inter (normality) 1 of 2
Chloride (mg/L)	YGWC-36A	12.7	n/a	2/18/2026	4.9	No	484	0	n/a	n/a	0.00004916	NP Inter (normality) 1 of 2
Chloride (mg/L)	YGWC-42	12.7	n/a	2/19/2026	3.9	No	484	0	n/a	n/a	0.00004916	NP Inter (normality) 1 of 2
Chloride (mg/L)	YGWC-43	12.7	n/a	2/18/2026	3	No	484	0	n/a	n/a	0.00004916	NP Inter (normality) 1 of 2
Chloride (mg/L)	YGWC-49	12.7	n/a	2/19/2026	4.1	No	484	0	n/a	n/a	0.00004916	NP Inter (normality) 1 of 2
Chloride (mg/L)	YGWC-50	12.7	n/a	2/19/2026	10.6	No	484	0	n/a	n/a	0.00004916	NP Inter (normality) 1 of 2
Fluoride (mg/L)	YGWC-38	1.1	n/a	2/18/2026	0.062J	No	554	54.33	n/a	n/a	0.00004916	NP Inter (NDs) 1 of 2
Fluoride (mg/L)	YGWC-41	1.1	n/a	2/19/2026	0.1ND	No	554	54.33	n/a	n/a	0.00004916	NP Inter (NDs) 1 of 2
Fluoride (mg/L)	YGWC-23S	1.1	n/a	2/19/2026	0.1ND	No	554	54.33	n/a	n/a	0.00004916	NP Inter (NDs) 1 of 2
Fluoride (mg/L)	YGWC-24SB	1.1	n/a	2/18/2026	0.1ND	No	554	54.33	n/a	n/a	0.00004916	NP Inter (NDs) 1 of 2
Fluoride (mg/L)	YGWC-36A	1.1	n/a	2/18/2026	0.1ND	No	554	54.33	n/a	n/a	0.00004916	NP Inter (NDs) 1 of 2
Fluoride (mg/L)	YGWC-42	1.1	n/a	2/19/2026	0.052J	No	554	54.33	n/a	n/a	0.00004916	NP Inter (NDs) 1 of 2
Fluoride (mg/L)	YGWC-43	1.1	n/a	2/18/2026	0.082J	No	554	54.33	n/a	n/a	0.00004916	NP Inter (NDs) 1 of 2
Fluoride (mg/L)	YGWC-49	1.1	n/a	2/19/2026	0.1ND	No	554	54.33	n/a	n/a	0.00004916	NP Inter (NDs) 1 of 2
Fluoride (mg/L)	YGWC-50	1.1	n/a	2/19/2026	0.083J	No	554	54.33	n/a	n/a	0.00004916	NP Inter (NDs) 1 of 2
pH, Field (SU)	YGWC-38	8.39	4.4	2/18/2026	6.92	No	562	0	n/a	n/a	0.00009831	NP Inter (normality) 1 of 2
pH, Field (SU)	YGWC-41	8.39	4.4	2/19/2026	5.04	No	562	0	n/a	n/a	0.00009831	NP Inter (normality) 1 of 2
pH, Field (SU)	YGWC-23S	8.39	4.4	2/19/2026	6.14	No	562	0	n/a	n/a	0.00009831	NP Inter (normality) 1 of 2
pH, Field (SU)	YGWC-24SB	8.39	4.4	2/18/2026	5.55	No	562	0	n/a	n/a	0.00009831	NP Inter (normality) 1 of 2
pH, Field (SU)	YGWC-36A	8.39	4.4	2/18/2026	5.13	No	562	0	n/a	n/a	0.00009831	NP Inter (normality) 1 of 2
pH, Field (SU)	YGWC-42	8.39	4.4	2/19/2026	5.51	No	562	0	n/a	n/a	0.00009831	NP Inter (normality) 1 of 2
pH, Field (SU)	YGWC-43	8.39	4.4	2/18/2026	5.48	No	562	0	n/a	n/a	0.00009831	NP Inter (normality) 1 of 2
pH, Field (SU)	YGWC-49	8.39	4.4	2/19/2026	5.77	No	562	0	n/a	n/a	0.00009831	NP Inter (normality) 1 of 2
pH, Field (SU)	YGWC-50	8.39	4.4	2/19/2026	5.31	No	562	0	n/a	n/a	0.00009831	NP Inter (normality) 1 of 2
Sulfate (mg/L)	YGWC-38	160	n/a	2/18/2026	156	No	485	4.536	n/a	n/a	0.00004916	NP Inter (normality) 1 of 2
Sulfate (mg/L)	YGWC-41	160	n/a	2/19/2026	111	No	485	4.536	n/a	n/a	0.00004916	NP Inter (normality) 1 of 2
Sulfate (mg/L)	YGWC-23S	160	n/a	2/19/2026	94.9	No	485	4.536	n/a	n/a	0.00004916	NP Inter (normality) 1 of 2
Sulfate (mg/L)	YGWC-24SB	160	n/a	2/18/2026	0.5ND	No	485	4.536	n/a	n/a	0.00004916	NP Inter (normality) 1 of 2
Sulfate (mg/L)	**YGWC-36A**	**160**	**n/a**	**2/18/2026**	**265**	**Yes**	**485**	**4.536**	**n/a**	**n/a**	**0.00004916**	**NP Inter (normality) 1 of 2**
Sulfate (mg/L)	**YGWC-42**	**160**	**n/a**	**2/19/2026**	**518**	**Yes**	**485**	**4.536**	**n/a**	**n/a**	**0.00004916**	**NP Inter (normality) 1 of 2**
Sulfate (mg/L)	**YGWC-43**	**160**	**n/a**	**2/18/2026**	**199**	**Yes**	**485**	**4.536**	**n/a**	**n/a**	**0.00004916**	**NP Inter (normality) 1 of 2**
Sulfate (mg/L)	YGWC-49	160	n/a	2/19/2026	58	No	485	4.536	n/a	n/a	0.00004916	NP Inter (normality) 1 of 2
Sulfate (mg/L)	**YGWC-50**	**160**	**n/a**	**2/19/2026**	**1150**	**Yes**	**485**	**4.536**	**n/a**	**n/a**	**0.00004916**	**NP Inter (normality) 1 of 2**
TDS (mg/L)	YGWC-38	319	n/a	2/18/2026	295	No	478	0.4184	n/a	n/a	0.00004916	NP Inter (normality) 1 of 2
TDS (mg/L)	YGWC-41	319	n/a	2/19/2026	220	No	478	0.4184	n/a	n/a	0.00004916	NP Inter (normality) 1 of 2
TDS (mg/L)	YGWC-23S	319	n/a	2/19/2026	208	No	478	0.4184	n/a	n/a	0.00004916	NP Inter (normality) 1 of 2
TDS (mg/L)	YGWC-24SB	319	n/a	2/18/2026	92	No	478	0.4184	n/a	n/a	0.00004916	NP Inter (normality) 1 of 2
TDS (mg/L)	**YGWC-36A**	**319**	**n/a**	**2/18/2026**	**465**	**Yes**	**478**	**0.4184**	**n/a**	**n/a**	**0.00004916**	**NP Inter (normality) 1 of 2**
TDS (mg/L)	**YGWC-42**	**319**	**n/a**	**2/19/2026**	**912**	**Yes**	**478**	**0.4184**	**n/a**	**n/a**	**0.00004916**	**NP Inter (normality) 1 of 2**
TDS (mg/L)	**YGWC-43**	**319**	**n/a**	**2/18/2026**	**395**	**Yes**	**478**	**0.4184**	**n/a**	**n/a**	**0.00004916**	**NP Inter (normality) 1 of 2**
TDS (mg/L)	YGWC-49	319	n/a	2/19/2026	148	No	478	0.4184	n/a	n/a	0.00004916	NP Inter (normality) 1 of 2
TDS (mg/L)	**YGWC-50**	**319**	**n/a**	**2/19/2026**	**2030**	**Yes**	**478**	**0.4184**	**n/a**	**n/a**	**0.00004916**	**NP Inter (normality) 1 of 2**

Sanitas™ v.10.1.06e Software licensed to Groundwater Stats Consulting. UG
Hollow symbols indicate censored values.

Exceeds Limit: YGWC-38, YGWC-41, YGWC-23S, YGWC-36A, YGWC-42, YGWC -43. YGWC-50

Prediction Limit

Interwell Non-parametric

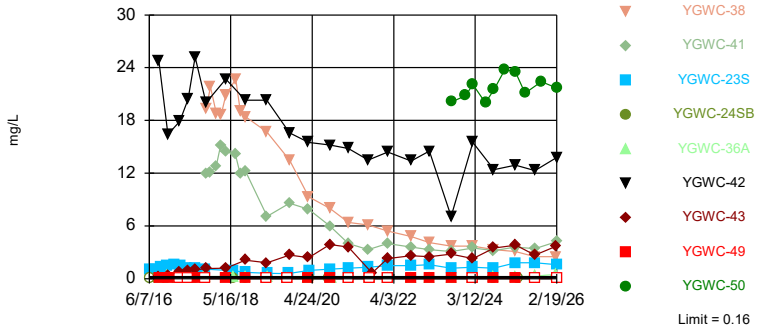

Non-parametric test used in lieu of parametric prediction limit because censored data exceeded 50%. Limit is highest of 479 background values. 52.19% NDs. Annual per-constituent alpha = 0.0008845. Individual comparison alpha = 0.00004916 (1 of 2). Comparing 9 points to limit.

Constituent: Boron Analysis Run 5/6/2026 6:28 PM View: Appendix III Interwell
Plant Yates Client: Southern Company Data: Yates AMA-R6

Sanitas™ v.10.1.06e Software licensed to Groundwater Stats Consulting. UG
Hollow symbols indicate censored values.

Exceeds Limit: YGWC-36A, YGWC-42, YGWC-50

Prediction Limit

Interwell Non-parametric

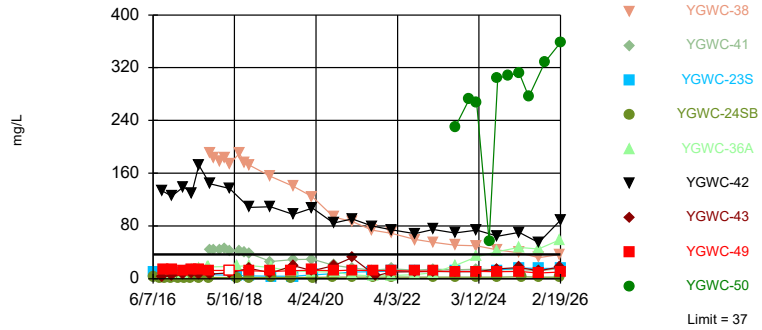

Non-parametric test used in lieu of parametric prediction limit because the Chi Squared normality test showed the data to be non-normal at the 0.01 alpha level. Limit is highest of 485 background values. 0.6186% NDs. Annual per-constituent alpha = 0.0008845. Individual comparison alpha = 0.00004916 (1 of 2). Comparing 9 points to limit.

Constituent: Calcium Analysis Run 5/6/2026 6:28 PM View: Appendix III Interwell
Plant Yates Client: Southern Company Data: Yates AMA-R6

Sanitas™ v.10.1.06e Software licensed to Groundwater Stats Consulting. UG

Within Limit

Prediction Limit

Interwell Non-parametric

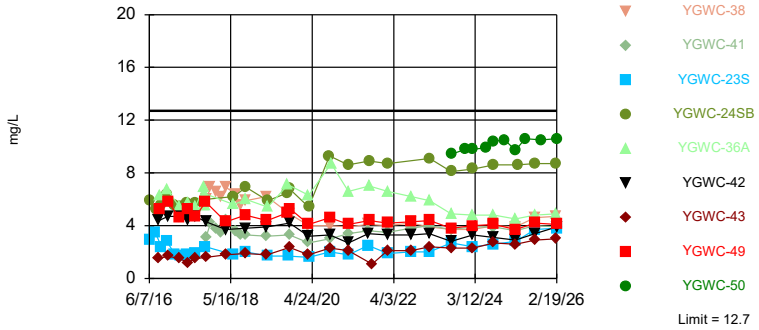

Non-parametric test used in lieu of parametric prediction limit because the Chi Squared normality test showed the data to be non-normal at the 0.01 alpha level. Limit is highest of 484 background values. Annual per-constituent alpha = 0.0008845. Individual comparison alpha = 0.00004916 (1 of 2). Comparing 9 points to limit.

Constituent: Chloride Analysis Run 5/6/2026 6:28 PM View: Appendix III Interwell
Plant Yates Client: Southern Company Data: Yates AMA-R6

Sanitas™ v.10.1.06e Software licensed to Groundwater Stats Consulting. UG
Hollow symbols indicate censored values.

Within Limit

Prediction Limit

Interwell Non-parametric

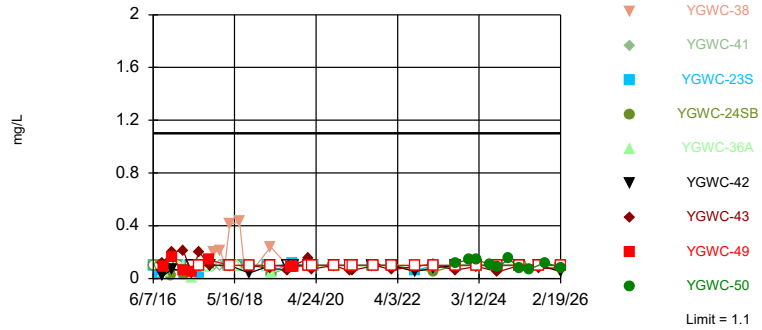

Non-parametric test used in lieu of parametric prediction limit because censored data exceeded 50%. Limit is highest of 554 background values. 54.33% NDs. Annual per-constituent alpha = 0.0008845. Individual comparison alpha = 0.00004916 (1 of 2). Comparing 9 points to limit.

Constituent: Fluoride Analysis Run 5/6/2026 6:28 PM View: Appendix III Interwell
Plant Yates Client: Southern Company Data: Yates AMA-R6

Sanitas™ v.10.1.06e Software licensed to Groundwater Stats Consulting. UG

Within Limits

Prediction Limit

Interwell Non-parametric

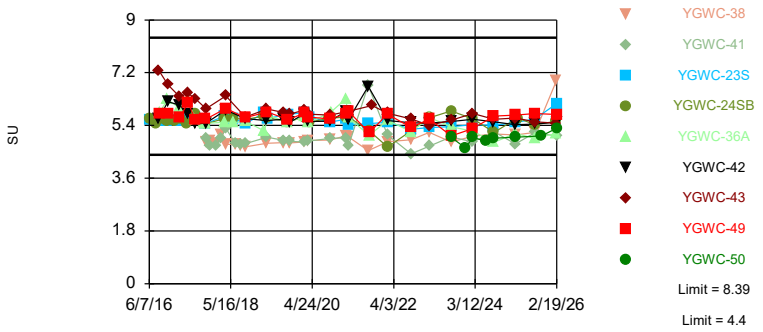

Non-parametric test used in lieu of parametric prediction limit because the Chi Squared normality test showed the data to be non-normal at the 0.01 alpha level. Limits are highest and lowest of 562 background values. Annual per-constituent alpha = 0.001769. Individual comparison alpha = 0.00009831 (1 of 2). Comparing 9 points to limit.

Constituent: pH, Field Analysis Run 5/6/2026 6:28 PM View: Appendix III Interwell

Plant Yates Client: Southern Company Data: Yates AMA-R6

Sanitas™ v.10.1.06e Software licensed to Groundwater Stats Consulting. UG

Hollow symbols indicate censored values.

Exceeds Limit: YGWC-36A, YGWC-42, YGWC-43, YGWC-50

Prediction Limit

Interwell Non-parametric

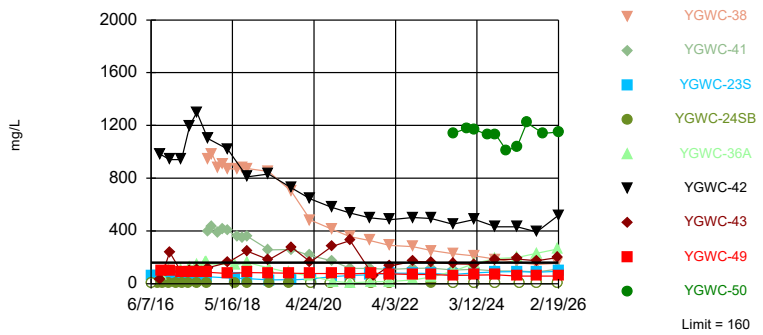

Non-parametric test used in lieu of parametric prediction limit because the Chi Squared normality test showed the data to be non-normal at the 0.01 alpha level. Limit is highest of 485 background values. 4.536% NDs. Annual per-constituent alpha = 0.0008845. Individual comparison alpha = 0.00004916 (1 of 2). Comparing 9 points to limit.

Constituent: Sulfate Analysis Run 5/6/2026 6:28 PM View: Appendix III Interwell

Plant Yates Client: Southern Company Data: Yates AMA-R6

Sanitas™ v.10.1.06e Software licensed to Groundwater Stats Consulting. UG

Exceeds Limit: YGWC-36A, YGWC-42, YGWC-43, YGWC-50

Prediction Limit

Interwell Non-parametric

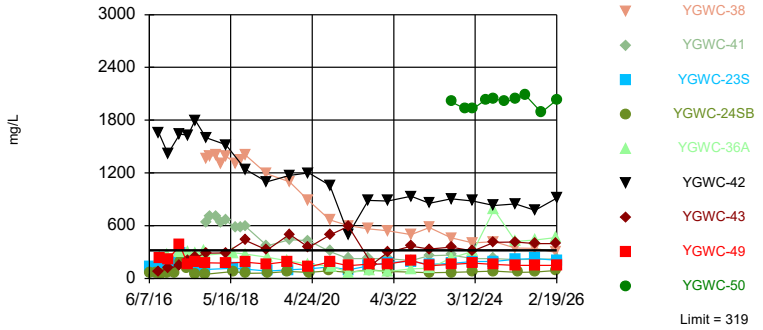

Non-parametric test used in lieu of parametric prediction limit because the Chi Squared normality test showed the data to be non-normal at the 0.01 alpha level. Limit is highest of 478 background values. 0.4184% NDs. Annual per-constituent alpha = 0.0008845. Individual comparison alpha = 0.00004916 (1 of 2). Comparing 9 points to limit.

Constituent: TDS Analysis Run 5/6/2026 6:28 PM View: Appendix III Interwell

Plant Yates Client: Southern Company Data: Yates AMA-R6

Prediction Limit

Constituent: Boron (mg/L) Analysis Run 5/6/2026 6:29 PM View: Appendix III Interwell

Plant Yates Client: Southern Company Data: Yates AMA-R6

	YGWA-3I (bg)	YGWA-1D (bg)	YGWA-1I (bg)	YGWA-3D (bg)	YGWA-30I (bg)	YGWA-5D (bg)	YGWA-14S (bg)	YGWA-4I (bg)	YGWA-5I (bg)
6/1/2016	<0.04	<0.04	<0.04						
6/2/2016				<0.04	<0.04	<0.04	<0.04	<0.04	<0.04
6/6/2016									
6/7/2016									
6/8/2016									
7/25/2016	<0.04		<0.04		<0.04				
7/26/2016		0.0055 (J)		0.0097 (J)		0.0052 (J)	0.0177 (J)	0.0047 (J)	<0.04
7/27/2016									
7/28/2016									
8/1/2016									
8/30/2016									
8/31/2016									
9/1/2016									
9/2/2016									
9/13/2016		<0.04	<0.04						
9/14/2016	<0.04					0.0071 (J)		<0.04	0.01 (J)
9/15/2016				0.0102 (J)			0.0214 (J)		
9/16/2016									
9/19/2016					<0.04				
9/20/2016									
11/1/2016	<0.04	0.0086 (J)		<0.04	<0.04				
11/2/2016						<0.04	0.0151 (J)	<0.04	
11/3/2016									
11/4/2016			<0.04						<0.04
11/8/2016									
11/14/2016									
11/15/2016									
11/16/2016									
11/28/2016									
12/15/2016									
1/10/2017							0.0198 (J)		
1/11/2017	<0.04	0.0074 (J)		<0.04					
1/12/2017						0.0076 (J)			<0.04
1/13/2017								<0.04	
1/16/2017			<0.04		<0.04				
1/17/2017									
2/21/2017					<0.04				
2/22/2017									
2/24/2017									
2/27/2017									
2/28/2017									
3/1/2017	0.0063 (J)								
3/2/2017		0.008 (J)	<0.04	0.0084 (J)					
3/3/2017									
3/6/2017								<0.04	
3/7/2017						0.0089 (J)			<0.04
3/8/2017							0.0189 (J)		
3/9/2017									
4/26/2017	<0.04			<0.04	<0.04		0.0161 (J)		
4/27/2017		0.0066 (J)	<0.04						
4/28/2017									
5/1/2017						0.0061 (J)		<0.04	

ND substitution: RL or RL/2 if <15% NDs.

Prediction Limit

Constituent: Boron (mg/L) Analysis Run 5/6/2026 6:29 PM View: Appendix III Interwell

Plant Yates Client: Southern Company Data: Yates AMA-R6

	YGWA-3I (bg)	YGWA-1D (bg)	YGWA-1I (bg)	YGWA-3D (bg)	YGWA-30I (bg)	YGWA-5D (bg)	YGWA-14S (bg)	YGWA-4I (bg)	YGWA-5I (bg)
5/2/2017									<0.04
5/8/2017									
5/9/2017									
5/10/2017									
5/26/2017									
6/27/2017		0.0087 (J)	0.006 (J)			0.0079 (J)			<0.04
6/28/2017	<0.04			<0.04					
6/29/2017								<0.04	
6/30/2017					<0.04		0.0173 (J)		
7/7/2017									
7/10/2017									
7/11/2017									
7/13/2017									
7/17/2017									
9/22/2017									
9/29/2017									
10/3/2017		0.0072 (J)	0.0071 (J)			0.0094 (J)			<0.04
10/4/2017	<0.04			<0.04	<0.04				
10/5/2017							0.0173 (J)	<0.04	
10/6/2017									
10/10/2017									
10/11/2017									
10/12/2017									
10/16/2017									
11/20/2017									
11/21/2017									
1/10/2018									
1/11/2018									
1/12/2018									
2/19/2018									
2/20/2018									
4/2/2018									
4/3/2018									
4/4/2018									
6/5/2018		0.0052 (J)							
6/6/2018			<0.04			0.0098 (J)			
6/7/2018				0.004 (J)				0.0045 (J)	<0.04
6/8/2018	<0.04						0.013 (J)		
6/11/2018					0.014 (J)				
6/12/2018									
6/13/2018									
6/27/2018									
6/28/2018									
8/6/2018									
8/7/2018									
9/19/2018									
9/20/2018									
9/24/2018									
9/25/2018									
9/26/2018						0.01 (J)		0.005 (J)	0.0057 (J)
9/27/2018									
10/1/2018	<0.04	0.021 (J)	0.0049 (J)	<0.04			0.015 (J)		

ND substitution: RL or RL/2 if <15% NDs.

Prediction Limit

Constituent: Boron (mg/L) Analysis Run 5/6/2026 6:29 PM View: Appendix III Interwell

Plant Yates Client: Southern Company Data: Yates AMA-R6

	YGWA-3I (bg)	YGWA-1D (bg)	YGWA-1I (bg)	YGWA-3D (bg)	YGWA-30I (bg)	YGWA-5D (bg)	YGWA-14S (bg)	YGWA-4I (bg)	YGWA-5I (bg)
10/2/2018					<0.04				
2/25/2019									
3/26/2019									
3/27/2019									
3/28/2019		0.005 (J)	<0.04						
3/29/2019							0.014 (J)		
4/1/2019	<0.04			<0.04	<0.04				
4/2/2019									
4/3/2019						0.0076 (J)		0.0055 (J)	0.0044 (J)
4/4/2019									
6/12/2019									
9/24/2019		0.0064 (J)	0.0055 (J)			0.01 (J)			0.0049 (J)
9/25/2019	<0.04			0.0054 (J)	<0.04		0.018 (J)	<0.04	
9/26/2019									
9/27/2019									
10/8/2019									
10/9/2019									
3/17/2020									
3/18/2020			0.0087 (J)				0.02 (J)		
3/19/2020	0.0053 (J)	0.0085 (J)		0.0073 (J)	0.0052 (J)				
3/24/2020						0.011 (J)			0.0068 (J)
3/25/2020								0.011 (J)	
3/26/2020									
9/22/2020						0.0079 (J)		<0.04	0.0053 (J)
9/23/2020	0.0073 (J)	<0.04	<0.04	0.012 (J)					
9/24/2020					0.0075 (J)				
9/25/2020							0.02 (J)		
10/7/2020									
3/1/2021					<0.04				
3/2/2021						0.0068 (J)	0.017 (J)		0.011 (J)
3/3/2021	<0.04	<0.04	<0.04	<0.04				0.0056 (J)	
3/4/2021									
8/19/2021		<0.04	<0.04	<0.04	<0.04		0.018 (J)		
8/20/2021									
8/25/2021									
8/26/2021						0.009 (J)		<0.04	<0.04
8/27/2021	<0.04								
9/1/2021									
9/3/2021									
9/27/2021									
2/8/2022									
2/9/2022	<0.04	<0.04	<0.04	0.01 (J)					
2/10/2022						0.011 (J)	0.02 (J)		<0.04
2/11/2022					<0.04			<0.04	
8/30/2022		<0.04				0.0098 (J)			<0.04
8/31/2022	<0.04		<0.04	<0.04	<0.04		0.015 (J)	<0.04	
9/1/2022									
2/7/2023		<0.04	<0.04			<0.04			
2/8/2023	<0.04			<0.04	<0.04		0.015 (J)		
2/9/2023								<0.04	<0.04
2/10/2023									
8/15/2023		<0.04	0.0094 (J)	<0.04		<0.04	0.017 (J)	<0.04	<0.04

ND substitution: RL or RL/2 if <15% NDs.

Prediction Limit

Constituent: Boron (mg/L) Analysis Run 5/6/2026 6:29 PM View: Appendix III Interwell

Plant Yates Client: Southern Company Data: Yates AMA-R6

	YGWA-3I (bg)	YGWA-1D (bg)	YGWA-1I (bg)	YGWA-3D (bg)	YGWA-30I (bg)	YGWA-5D (bg)	YGWA-14S (bg)	YGWA-4I (bg)	YGWA-5I (bg)
8/16/2023	<0.04				<0.04				
8/17/2023									
12/20/2023									
2/20/2024	<0.04	0.015 (J)	0.014 (J)	<0.04	<0.04	<0.04		<0.04	<0.04
2/21/2024									
2/22/2024									
2/23/2024							0.037 (J)		
6/10/2024									
8/20/2024	<0.04	<0.04	<0.04	<0.04	<0.04	<0.04	0.014 (J)	<0.04	<0.04
8/21/2024									
8/22/2024									
8/23/2024									
11/26/2024									
2/25/2025	<0.04	<0.04	<0.04	<0.04	<0.04	0.0078 (J)	0.018 (J)	<0.04	<0.04
2/26/2025									
2/27/2025									
3/17/2025									
5/21/2025									
8/12/2025	<0.04	<0.04	<0.04	<0.04	<0.04	0.012 (J)	0.021 (J)	<0.04	0.0066 (J)
8/13/2025									
8/14/2025									
10/8/2025									
2/17/2026	<0.04	<0.04	<0.04	<0.04	<0.04	0.011 (J)	0.021 (J)	<0.04	<0.04
2/18/2026									
2/19/2026									

ND substitution: RL or RL/2 if <15% NDs.

Prediction Limit

Constituent: Boron (mg/L) Analysis Run 5/6/2026 6:29 PM View: Appendix III Interwell

Plant Yates Client: Southern Company Data: Yates AMA-R6

	YGWA-18I (bg)	YGWA-18S (bg)	YGWA-20S (bg)	YGWA-17S (bg)	YGWA-21I (bg)	YGWC-23S	YGWC-24SB	YGWC-42	YGWA-47 (bg)
6/1/2016									
6/2/2016									
6/6/2016	<0.04	<0.04							
6/7/2016			<0.04	0.036 (J)	<0.04	0.99			
6/8/2016							<0.04		
7/25/2016									
7/26/2016									
7/27/2016	<0.04	0.0059 (J)	<0.04	0.008 (J)					
7/28/2016					0.0096 (J)	1.09			
8/1/2016							0.0054 (J)		
8/30/2016								24.7	0.0166 (J)
8/31/2016									
9/1/2016									
9/2/2016									
9/13/2016									
9/14/2016									
9/15/2016									
9/16/2016		0.0079 (J)		0.0086 (J)					
9/19/2016	<0.04		<0.04		<0.04				
9/20/2016						1.35	0.0111 (J)		
11/1/2016									
11/2/2016			<0.04						
11/3/2016	<0.04	0.0082 (J)		0.0077 (J)	<0.04				
11/4/2016									
11/8/2016						1.5	0.0121 (J)		
11/14/2016									0.0166 (J)
11/15/2016									
11/16/2016								16.4	
11/28/2016									
12/15/2016									
1/10/2017									
1/11/2017	<0.04	0.0096 (J)		0.0092 (J)					
1/12/2017									
1/13/2017			<0.04		<0.04				
1/16/2017						1.67			
1/17/2017							0.0079 (J)		
2/21/2017									
2/22/2017									
2/24/2017									0.0145 (J)
2/27/2017								17.9	
2/28/2017									
3/1/2017	<0.04	0.0098 (J)							
3/2/2017				0.0095 (J)					
3/3/2017									
3/6/2017			<0.04		<0.04				
3/7/2017									
3/8/2017							<0.04		
3/9/2017						1.44			
4/26/2017	<0.04	0.0091 (J)	<0.04		<0.04				
4/27/2017									
4/28/2017									
5/1/2017									

ND substitution: RL or RL/2 if <15% NDs.

Prediction Limit

Constituent: Boron (mg/L) Analysis Run 5/6/2026 6:29 PM View: Appendix III Interwell

Plant Yates Client: Southern Company Data: Yates AMA-R6

	YGWA-18I (bg)	YGWA-18S (bg)	YGWA-20S (bg)	YGWA-17S (bg)	YGWA-21I (bg)	YGWC-23S	YGWC-24SB	YGWC-42	YGWA-47 (bg)
5/2/2017				<0.04		1.2	0.0099 (J)		
5/8/2017									0.0141 (J)
5/9/2017									
5/10/2017								20.4	
5/26/2017									
6/27/2017									
6/28/2017	<0.04	0.0079 (J)							
6/29/2017			<0.04	0.0074 (J)	<0.04				
6/30/2017									
7/7/2017							0.0076 (J)		
7/10/2017						1.12			
7/11/2017								25.2	0.0131 (J)
7/13/2017									
7/17/2017									
9/22/2017									
9/29/2017									
10/3/2017					<0.04				
10/4/2017		0.009 (J)	<0.04	0.0077 (J)					
10/5/2017	<0.04						<0.04		
10/6/2017									
10/10/2017									0.0124 (J)
10/11/2017						1.09			
10/12/2017								20	
10/16/2017									
11/20/2017									
11/21/2017									
1/10/2018									
1/11/2018									
1/12/2018									
2/19/2018									
2/20/2018									
4/2/2018									0.013 (J)
4/3/2018									
4/4/2018								22.7	
6/5/2018					0.0092 (J)				
6/6/2018			0.0049 (J)						
6/7/2018	<0.04								
6/8/2018									
6/11/2018		0.0093 (J)		0.01 (J)					
6/12/2018						0.9	0.018 (J)		
6/13/2018									
6/27/2018									
6/28/2018									
8/6/2018									
8/7/2018									
9/19/2018									0.012 (J)
9/20/2018								20.3	
9/24/2018									
9/25/2018	0.0046 (J)	0.007 (J)	<0.04	0.0096 (J)	0.0054 (J)				
9/26/2018							0.0055 (J)		
9/27/2018						0.71			
10/1/2018									

ND substitution: RL or RL/2 if <15% NDs.

Prediction Limit

Constituent: Boron (mg/L) Analysis Run 5/6/2026 6:29 PM View: Appendix III Interwell

Plant Yates Client: Southern Company Data: Yates AMA-R6

	YGWA-18I (bg)	YGWA-18S (bg)	YGWA-20S (bg)	YGWA-17S (bg)	YGWA-21I (bg)	YGWC-23S	YGWC-24SB	YGWC-42	YGWA-47 (bg)
10/2/2018									
2/25/2019									
3/26/2019									
3/27/2019								20.3	0.013 (J)
3/28/2019									
3/29/2019									
4/1/2019									
4/2/2019				0.0066 (J)	0.011 (J)				
4/3/2019	<0.04	0.0053 (J)	<0.04						
4/4/2019						0.6	<0.04		
6/12/2019									
9/24/2019					0.018 (J)				
9/25/2019			<0.04	0.0081 (J)					
9/26/2019	0.0062 (J)	0.0072 (J)					0.0068 (J)		
9/27/2019						0.58			
10/8/2019									0.012 (J)
10/9/2019								16.6	
3/17/2020									0.023 (J)
3/18/2020									
3/19/2020									
3/24/2020	0.0054 (J)	0.01 (J)	<0.04	0.0092 (J)	0.016 (J)				
3/25/2020								15.5	
3/26/2020						0.94	0.033 (J)		
9/22/2020									0.0076 (J)
9/23/2020	0.021 (J)	0.006 (J)		0.0066 (J)			<0.04		
9/24/2020			0.0094 (J)		0.013 (J)	1.1		15.2	
9/25/2020									
10/7/2020									
3/1/2021									0.013 (J)
3/2/2021									
3/3/2021	<0.04	0.0094 (J)	<0.04	0.01 (J)			<0.04		
3/4/2021					0.0079 (J)	1.2		14.8	
8/19/2021									0.011 (J)
8/20/2021									
8/25/2021						1.3		13.5	
8/26/2021		<0.04							
8/27/2021	<0.04		<0.04	0.011 (J)					
9/1/2021					<0.04		<0.04		
9/3/2021									
9/27/2021									
2/8/2022									0.015 (J)
2/9/2022	<0.04	<0.04	<0.04	0.0098 (J)	<0.04				
2/10/2022						1.5	<0.04	14.4	
2/11/2022									
8/30/2022	<0.04	0.014 (J)		0.013 (J)	0.012 (J)				
8/31/2022			<0.04						0.0091 (J)
9/1/2022						1.5		13.4	
2/7/2023	<0.04	<0.04	<0.04	0.014 (J)	<0.04				
2/8/2023						1.6		14.5	0.011 (J)
2/9/2023									
2/10/2023							<0.04		
8/15/2023	<0.04	<0.04	<0.04	<0.04	0.046 (J)				<0.04

ND substitution: RL or RL/2 if <15% NDs.

Prediction Limit

Constituent: Boron (mg/L) Analysis Run 5/6/2026 6:29 PM View: Appendix III Interwell

Plant Yates Client: Southern Company Data: Yates AMA-R6

	YGWA-18I (bg)	YGWA-18S (bg)	YGWA-20S (bg)	YGWA-17S (bg)	YGWA-21I (bg)	YGWC-23S	YGWC-24SB	YGWC-42	YGWA-47 (bg)
8/16/2023						1.2	<0.04	7.1	
8/17/2023									
12/20/2023									
2/20/2024	<0.04		<0.04	<0.04	<0.04				0.023 (J)
2/21/2024						1.3			
2/22/2024								15.5	
2/23/2024		0.018 (J)					0.016 (J)		
6/10/2024									
8/20/2024	<0.04		<0.04	<0.04	<0.04				<0.04
8/21/2024		<0.04				1.2			
8/22/2024							<0.04	12.4	
8/23/2024									
11/26/2024									
2/25/2025	<0.04	<0.04	<0.04	0.0093 (J)	0.0066 (J)				0.014 (J)
2/26/2025								12.9	
2/27/2025						1.8			
3/17/2025							<0.04		
5/21/2025									
8/12/2025	<0.04	0.0063 (J)	<0.04	0.012 (J)	0.0091 (J)				0.022 (J)
8/13/2025						1.8		12.3	
8/14/2025							<0.04		
10/8/2025									
2/17/2026	<0.04	<0.04	<0.04	0.013 (J)	0.0079 (J)				0.018 (J)
2/18/2026							0.0079 (J)		
2/19/2026						1.6		13.8	

ND substitution: RL or RL/2 if <15% NDs.

Prediction Limit

Constituent: Boron (mg/L) Analysis Run 5/6/2026 6:29 PM View: Appendix III Interwell

Plant Yates Client: Southern Company Data: Yates AMA-R6

	GWA-2 (bg)	YGWC-43	YGWC-49	YGWC-36A	YGWA-2I (bg)	YGWA-39 (bg)	YGWC-38	YGWC-41	YGWA-40 (bg)
6/1/2016									
6/2/2016									
6/6/2016									
6/7/2016									
6/8/2016									
7/25/2016									
7/26/2016									
7/27/2016									
7/28/2016									
8/1/2016									
8/30/2016									
8/31/2016	0.0315 (J)	0.169							
9/1/2016			0.0113 (J)						
9/2/2016				0.133					
9/13/2016									
9/14/2016					<0.04				
9/15/2016									
9/16/2016									
9/19/2016									
9/20/2016									
11/1/2016									
11/2/2016									
11/3/2016									
11/4/2016					<0.04				
11/8/2016									
11/14/2016				0.287					
11/15/2016			0.0074 (J)						
11/16/2016		0.406							
11/28/2016	0.0095 (J)								
12/15/2016					0.0107 (J)				
1/10/2017									
1/11/2017									
1/12/2017									
1/13/2017									
1/16/2017					<0.04				
1/17/2017									
2/21/2017									
2/22/2017	<0.04								
2/24/2017		0.725							
2/27/2017			<0.04						
2/28/2017				0.215					
3/1/2017									
3/2/2017									
3/3/2017					<0.04				
3/6/2017									
3/7/2017									
3/8/2017									
3/9/2017									
4/26/2017									
4/27/2017									
4/28/2017					<0.04				
5/1/2017									

ND substitution: RL or RL/2 if <15% NDs.

Prediction Limit

Constituent: Boron (mg/L) Analysis Run 5/6/2026 6:29 PM View: Appendix III Interwell

Plant Yates Client: Southern Company Data: Yates AMA-R6

	GWA-2 (bg)	YGWC-43	YGWC-49	YGWC-36A	YGWA-2I (bg)	YGWA-39 (bg)	YGWC-38	YGWC-41	YGWA-40 (bg)
5/2/2017									
5/8/2017	0.0084 (J)								
5/9/2017			<0.04	0.233					
5/10/2017		0.955							
5/26/2017					<0.04				
6/27/2017									
6/28/2017					<0.04				
6/29/2017									
6/30/2017									
7/7/2017									
7/10/2017									
7/11/2017		0.994							
7/13/2017			0.0093 (J)	0.262					
7/17/2017	0.0092 (J)								
9/22/2017				0.238					
9/29/2017				0.235					
10/3/2017					<0.04				
10/4/2017									
10/5/2017									
10/6/2017				0.256					
10/10/2017									
10/11/2017			<0.04	0.245		0.0135 (J)			
10/12/2017		1.15					19.3	12	0.0401
10/16/2017	<0.04								
11/20/2017						0.0251 (J)	21.8		0.156
11/21/2017								12.1	
1/10/2018									0.15
1/11/2018						0.0255 (J)		12.8	
1/12/2018							18.7		
2/19/2018	<0.04							15.2	0.15
2/20/2018						<0.04	18.6		
4/2/2018									
4/3/2018						0.033 (J)	20.9	14.5	0.12
4/4/2018		1.2	0.0041 (J)						
6/5/2018									
6/6/2018									
6/7/2018					<0.04				
6/8/2018									
6/11/2018									
6/12/2018									
6/13/2018				0.25					
6/27/2018								14.1	
6/28/2018						0.053	22.7		0.16
8/6/2018	<0.04								
8/7/2018						0.024 (J)	19.1	11.9	0.12
9/19/2018									
9/20/2018		2.1	0.0042 (J)						
9/24/2018						0.028 (J)	18.4	12.2	0.099
9/25/2018									
9/26/2018				0.24					
9/27/2018									
10/1/2018					<0.04				

ND substitution: RL or RL/2 if <15% NDs.

Prediction Limit

Constituent: Boron (mg/L) Analysis Run 5/6/2026 6:29 PM View: Appendix III Interwell

Plant Yates Client: Southern Company Data: Yates AMA-R6

	GWA-2 (bg)	YGWC-43	YGWC-49	YGWC-36A	YGWA-2I (bg)	YGWA-39 (bg)	YGWC-38	YGWC-41	YGWA-40 (bg)
10/2/2018									
2/25/2019	<0.04								
3/26/2019									0.096
3/27/2019						0.017 (J)	16.7		
3/28/2019		1.8	<0.04					7.1	
3/29/2019					0.0065 (J)				
4/1/2019									
4/2/2019									
4/3/2019									
4/4/2019				0.22					
6/12/2019	<0.04								
9/24/2019					0.0076 (J)				
9/25/2019									
9/26/2019			<0.04	0.13					
9/27/2019									
10/8/2019	<0.04								
10/9/2019		2.7				0.017 (J)	13.5	8.6	0.079
3/17/2020	0.0051 (J)								
3/18/2020									
3/19/2020					0.0073 (J)				
3/24/2020									0.088 (J)
3/25/2020		2.4	0.012 (J)	0.11		0.043 (J)	9.3	7.9	
3/26/2020									
9/22/2020	0.0079 (J)								
9/23/2020					<0.04				
9/24/2020			0.062 (J)			0.037 (J)			0.087 (J)
9/25/2020		3.9					8	6	
10/7/2020				0.018 (J)					
3/1/2021									
3/2/2021	<0.04								
3/3/2021					<0.04				
3/4/2021		3.6	<0.04	0.0088 (J)		0.033 (J)	6.4	4	0.078
8/19/2021									
8/20/2021	<0.04								
8/25/2021									
8/26/2021						0.095	6.1	3.3	
8/27/2021					<0.04				
9/1/2021			<0.04						
9/3/2021				0.012 (J)					0.077
9/27/2021		0.64							
2/8/2022	<0.04	2.3	<0.04			0.13		4	0.074
2/9/2022					<0.04				
2/10/2022							5.4		
2/11/2022				0.019 (J)					
8/30/2022	<0.04				<0.04				
8/31/2022			0.011 (J)			0.14			0.062
9/1/2022		2.6		0.067			4.8	3.6	
2/7/2023	<0.04				<0.04	0.13			
2/8/2023		2.5					4.1	3.3	0.057
2/9/2023			0.014 (J)	0.028 (J)					
2/10/2023									
8/15/2023	<0.04				<0.04	0.15 (J)			0.052 (J)

ND substitution: RL or RL/2 if <15% NDs.

Prediction Limit

Constituent: Boron (mg/L) Analysis Run 5/6/2026 6:29 PM View: Appendix III Interwell

Plant Yates Client: Southern Company Data: Yates AMA-R6

	GWA-2 (bg)	YGWC-43	YGWC-49	YGWC-36A	YGWA-2I (bg)	YGWA-39 (bg)	YGWC-38	YGWC-41	YGWA-40 (bg)
8/16/2023		2.8	0.012 (J)	0.058			3.7	3.1	
8/17/2023									
12/20/2023									
2/20/2024	0.017 (J)				<0.04	0.12			0.056
2/21/2024			<0.04						
2/22/2024		2.3					3.7	3.5	
2/23/2024				0.11					
6/10/2024									
8/20/2024					<0.04				
8/21/2024						0.13			0.061
8/22/2024		3.5	0.035 (J)	0.16					
8/23/2024							3.3	3.2	
11/26/2024									
2/25/2025					<0.04	0.13			0.061
2/26/2025			0.0087 (J)	0.23 (J)			3.1	3.6	
2/27/2025		3.8							
3/17/2025									
5/21/2025									
8/12/2025				0.28	<0.04	0.13			0.063
8/13/2025								3.4	
8/14/2025		2.7	<0.04				2.5		
10/8/2025									
2/17/2026					<0.04	0.1			0.078
2/18/2026		3.7		0.51			2.5		
2/19/2026			<0.04					4.2	

ND substitution: RL or RL/2 if <15% NDs.

Prediction Limit

Constituent: Boron (mg/L) Analysis Run 5/6/2026 6:29 PM View: Appendix III Interwell

Plant Yates Client: Southern Company Data: Yates AMA-R6

	YGWC-50
6/1/2016	
6/2/2016	
6/6/2016	
6/7/2016	
6/8/2016	
7/25/2016	
7/26/2016	
7/27/2016	
7/28/2016	
8/1/2016	
8/30/2016	
8/31/2016	
9/1/2016	
9/2/2016	
9/13/2016	
9/14/2016	
9/15/2016	
9/16/2016	
9/19/2016	
9/20/2016	
11/1/2016	
11/2/2016	
11/3/2016	
11/4/2016	
11/8/2016	
11/14/2016	
11/15/2016	
11/16/2016	
11/28/2016	
12/15/2016	
1/10/2017	
1/11/2017	
1/12/2017	
1/13/2017	
1/16/2017	
1/17/2017	
2/21/2017	
2/22/2017	
2/24/2017	
2/27/2017	
2/28/2017	
3/1/2017	
3/2/2017	
3/3/2017	
3/6/2017	
3/7/2017	
3/8/2017	
3/9/2017	
4/26/2017	
4/27/2017	
4/28/2017	
5/1/2017	

Prediction Limit

Constituent: Boron (mg/L) Analysis Run 5/6/2026 6:29 PM View: Appendix III Interwell

Plant Yates Client: Southern Company Data: Yates AMA-R6

	YGWC-50
5/2/2017	
5/8/2017	
5/9/2017	
5/10/2017	
5/26/2017	
6/27/2017	
6/28/2017	
6/29/2017	
6/30/2017	
7/7/2017	
7/10/2017	
7/11/2017	
7/13/2017	
7/17/2017	
9/22/2017	
9/29/2017	
10/3/2017	
10/4/2017	
10/5/2017	
10/6/2017	
10/10/2017	
10/11/2017	
10/12/2017	
10/16/2017	
11/20/2017	
11/21/2017	
1/10/2018	
1/11/2018	
1/12/2018	
2/19/2018	
2/20/2018	
4/2/2018	
4/3/2018	
4/4/2018	
6/5/2018	
6/6/2018	
6/7/2018	
6/8/2018	
6/11/2018	
6/12/2018	
6/13/2018	
6/27/2018	
6/28/2018	
8/6/2018	
8/7/2018	
9/19/2018	
9/20/2018	
9/24/2018	
9/25/2018	
9/26/2018	
9/27/2018	
10/1/2018	

Prediction Limit

Constituent: Boron (mg/L) Analysis Run 5/6/2026 6:29 PM View: Appendix III Interwell

Plant Yates Client: Southern Company Data: Yates AMA-R6

	YGWC-50
10/2/2018	
2/25/2019	
3/26/2019	
3/27/2019	
3/28/2019	
3/29/2019	
4/1/2019	
4/2/2019	
4/3/2019	
4/4/2019	
6/12/2019	
9/24/2019	
9/25/2019	
9/26/2019	
9/27/2019	
10/8/2019	
10/9/2019	
3/17/2020	
3/18/2020	
3/19/2020	
3/24/2020	
3/25/2020	
3/26/2020	
9/22/2020	
9/23/2020	
9/24/2020	
9/25/2020	
10/7/2020	
3/1/2021	
3/2/2021	
3/3/2021	
3/4/2021	
8/19/2021	
8/20/2021	
8/25/2021	
8/26/2021	
8/27/2021	
9/1/2021	
9/3/2021	
9/27/2021	
2/8/2022	
2/9/2022	
2/10/2022	
2/11/2022	
8/30/2022	
8/31/2022	
9/1/2022	
2/7/2023	
2/8/2023	
2/9/2023	
2/10/2023	
8/15/2023	

Prediction Limit

Constituent: Boron (mg/L) Analysis Run 5/6/2026 6:29 PM View: Appendix III Interwell

Plant Yates Client: Southern Company Data: Yates AMA-R6

	YGWC-50
8/16/2023	
8/17/2023	20.1
12/20/2023	20.8
2/20/2024	
2/21/2024	
2/22/2024	22.1
2/23/2024	
6/10/2024	20
8/20/2024	
8/21/2024	
8/22/2024	
8/23/2024	21.5
11/26/2024	23.8
2/25/2025	
2/26/2025	23.5
2/27/2025	
3/17/2025	
5/21/2025	21.1
8/12/2025	
8/13/2025	
8/14/2025	
10/8/2025	22.4
2/17/2026	
2/18/2026	
2/19/2026	21.7

Prediction Limit

Constituent: Calcium (mg/L) Analysis Run 5/6/2026 6:29 PM View: Appendix III Interwell

Plant Yates Client: Southern Company Data: Yates AMA-R6

	YGWA-3I (bg)	YGWA-1D (bg)	YGWA-1I (bg)	YGWA-3D (bg)	YGWA-30I (bg)	YGWA-5D (bg)	YGWA-14S (bg)	YGWA-4I (bg)	YGWA-5I (bg)
6/1/2016	21	12	2.5						
6/2/2016				28	1.3	33	1.3	8.8	2.4
6/6/2016									
6/7/2016									
6/8/2016									
7/25/2016	20.3		2.16		1.17				
7/26/2016		11		24.5		32.3	1.24	7.69	2.12
7/27/2016									
7/28/2016									
8/1/2016									
8/30/2016									
8/31/2016									
9/1/2016									
9/2/2016									
9/13/2016		11.8	2.21						
9/14/2016	19.7					31		8.49	2.18
9/15/2016				27			1.17		
9/16/2016									
9/19/2016					1.05				
9/20/2016									
11/1/2016	18.4	11		25.6	1.14				
11/2/2016						30.9	1.23	7.83	
11/3/2016									
11/4/2016			2.67						2.17 (J)
11/8/2016									
11/14/2016									
11/15/2016									
11/16/2016									
11/28/2016									
12/15/2016									
1/10/2017							1.24		
1/11/2017	20.3	11.2		27.5					
1/12/2017						35.7			2.37
1/13/2017								8.08	
1/16/2017			2.45		1.23				
1/17/2017									
2/21/2017					1.25				
2/22/2017									
2/24/2017									
2/27/2017									
2/28/2017									
3/1/2017	18.6								
3/2/2017		11	2.57	27.5					
3/3/2017									
3/6/2017								8.64	
3/7/2017						32.7			2.34
3/8/2017							1.21		
3/9/2017									
4/26/2017	25.6			30.4	1.03		1.14		
4/27/2017		11.1	2.38						
4/28/2017									
5/1/2017						37		13.4	

Prediction Limit

Constituent: Calcium (mg/L) Analysis Run 5/6/2026 6:29 PM View: Appendix III Interwell

Plant Yates Client: Southern Company Data: Yates AMA-R6

	YGWA-3I (bg)	YGWA-1D (bg)	YGWA-1I (bg)	YGWA-3D (bg)	YGWA-30I (bg)	YGWA-5D (bg)	YGWA-14S (bg)	YGWA-4I (bg)	YGWA-5I (bg)
5/2/2017									2.17
5/8/2017									
5/9/2017									
5/10/2017									
5/26/2017									
6/27/2017		13.8	2.36			36.5			2.13
6/28/2017	23.9			29.8					
6/29/2017								8.81	
6/30/2017					1.13		1.24		
7/7/2017									
7/10/2017									
7/11/2017									
7/13/2017									
7/17/2017									
9/22/2017									
9/29/2017									
10/3/2017		14	2.21			30.9			2.15
10/4/2017	22.1			29.7	1.09				
10/5/2017							1.11	9.29	
10/6/2017									
10/10/2017									
10/11/2017									
10/12/2017									
10/16/2017									
11/20/2017									
11/21/2017									
1/10/2018									
1/11/2018									
1/12/2018									
2/19/2018									
2/20/2018									
4/2/2018									
4/3/2018									
4/4/2018									
6/5/2018		15.2 (J)							
6/6/2018			2.3			26.2			
6/7/2018				29.1				8.2	2.3
6/8/2018	21.9 (J)						1.1		
6/11/2018					1.1				
6/12/2018									
6/13/2018									
6/27/2018									
6/28/2018									
8/6/2018									
8/7/2018									
9/19/2018									
9/20/2018									
9/24/2018									
9/25/2018									
9/26/2018						25.8		9.5 (J)	2.3
9/27/2018									
10/1/2018	19.7	15.1	1.8	26.9			0.99		

Prediction Limit

Constituent: Calcium (mg/L) Analysis Run 5/6/2026 6:29 PM View: Appendix III Interwell

Plant Yates Client: Southern Company Data: Yates AMA-R6

	YGWA-3I (bg)	YGWA-1D (bg)	YGWA-1I (bg)	YGWA-3D (bg)	YGWA-30I (bg)	YGWA-5D (bg)	YGWA-14S (bg)	YGWA-4I (bg)	YGWA-5I (bg)
10/2/2018					1.1				
2/25/2019									
3/26/2019									
3/27/2019									
3/28/2019		13.3 (J)	2.2						
3/29/2019							1.1		
4/1/2019	20.4 (J)			30.1	1.3				
4/2/2019									
4/3/2019						24.7 (J)		8.4	2.8
4/4/2019									
6/12/2019									
9/24/2019		15.8	2.3			25.8			2.5
9/25/2019	22.4			29.5	1.1		1.1	9.5	
9/26/2019									
9/27/2019									
10/8/2019									
10/9/2019									
10/10/2019						24.2		9.9	2.4
3/17/2020									
3/18/2020			2.1				1.1		
3/19/2020	21.9	15		31.5	1.2				
3/24/2020						26.1			2.5
3/25/2020								10.5	
3/26/2020									
9/22/2020						27.2		9.6	2.6
9/23/2020	23.6	14.1	1.8	28.6					
9/24/2020					1.1				
9/25/2020							1.3		
10/7/2020									
3/1/2021					1.2				
3/2/2021						1.6	1.2		2.6
3/3/2021	20.6	14.1	1.8	29.8				7.7	
3/4/2021									
8/19/2021		14.2	2	28.1	1.2		1.2		
8/20/2021									
8/25/2021									
8/26/2021						25.2		7.6	2.5
8/27/2021	24.7								
9/1/2021									
9/3/2021									
9/27/2021									
2/8/2022									
2/9/2022	23.7	14.9	2.1	30.3					
2/10/2022						24.8	1.3		2.5
2/11/2022					1.5			7.5	
8/30/2022		14.9				24.8			2.5
8/31/2022	23.5		1.9	28.7	1.3		1.3	8.9	
9/1/2022									
2/7/2023		15	2.2			26.6			
2/8/2023	23.3			28.9	1.3		1.5		
2/9/2023								9.6	2.8
2/10/2023									

Prediction Limit

Constituent: Calcium (mg/L) Analysis Run 5/6/2026 6:29 PM View: Appendix III Interwell

Plant Yates Client: Southern Company Data: Yates AMA-R6

	YGWA-3I (bg)	YGWA-1D (bg)	YGWA-1I (bg)	YGWA-3D (bg)	YGWA-30I (bg)	YGWA-5D (bg)	YGWA-14S (bg)	YGWA-4I (bg)	YGWA-5I (bg)
8/15/2023		13.5	1.8	27.4		25	1.3	7.8	2.6
8/16/2023	24.9				1.4				
8/17/2023									
12/20/2023									
2/20/2024	23.7	15.3	2.2	30.7	1.3	27.2		9.9	2.7
2/21/2024									
2/22/2024									
2/23/2024							1.6		
6/10/2024									
8/20/2024	23.4	17.7	1.9	30	1.4	29.1	1.3	9.1	3.2
8/21/2024									
8/22/2024									
8/23/2024									
11/26/2024									
2/25/2025	21.2	16.4	1.8	27.9	1.4	25.9	1.3	8.1	2.8
2/26/2025									
2/27/2025									
3/17/2025									
5/21/2025									
8/12/2025	22.9	15	1.6	27.1	1.3	27.2	1.2	9.5	2.7
8/13/2025									
8/14/2025									
10/8/2025									
2/17/2026	23.1	15.5	1.7	30.7	1.4	29.1	1.4	9.8	2.8
2/18/2026									
2/19/2026									

Prediction Limit

Constituent: Calcium (mg/L) Analysis Run 5/6/2026 6:29 PM View: Appendix III Interwell

Plant Yates Client: Southern Company Data: Yates AMA-R6

	YGWA-18I (bg)	YGWA-18S (bg)	YGWA-20S (bg)	YGWA-17S (bg)	YGWA-21I (bg)	YGWC-23S	YGWC-24SB	YGWC-42	YGWA-47 (bg)
6/1/2016									
6/2/2016									
6/6/2016	6.2	1.4							
6/7/2016			2.3	2.2	3.7	9.6			
6/8/2016							1.9		
7/25/2016									
7/26/2016									
7/27/2016	4.73	1.19	2.08	2					
7/28/2016					3.15	7.87			
8/1/2016							1.83		
8/30/2016								133	20.9
8/31/2016									
9/1/2016									
9/2/2016									
9/13/2016									
9/14/2016									
9/15/2016									
9/16/2016		1.5		1.97					
9/19/2016	4.76		1.97		3.17				
9/20/2016						9.28	1.78		
11/1/2016									
11/2/2016			2.13						
11/3/2016	5.25	1.31		1.99	3.4				
11/4/2016									
11/8/2016						8.6	1.77		
11/14/2016									18.6
11/15/2016									
11/16/2016								125	
11/28/2016									
12/15/2016									
1/10/2017									
1/11/2017	4.74	1.25		2.28					
1/12/2017									
1/13/2017			2.45		4.98				
1/16/2017						8.85			
1/17/2017							1.7		
2/21/2017									
2/22/2017									
2/24/2017									16.1
2/27/2017								139	
2/28/2017									
3/1/2017	5.37	1.26							
3/2/2017				2.15					
3/3/2017									
3/6/2017			2.48		6.28				
3/7/2017									
3/8/2017							1.77		
3/9/2017						8.4			
4/26/2017	4.28	1.05	2.3		6.65				
4/27/2017									
4/28/2017									
5/1/2017									

Prediction Limit

Constituent: Calcium (mg/L) Analysis Run 5/6/2026 6:29 PM View: Appendix III Interwell

Plant Yates Client: Southern Company Data: Yates AMA-R6

	YGWA-18I (bg)	YGWA-18S (bg)	YGWA-20S (bg)	YGWA-17S (bg)	YGWA-21I (bg)	YGWC-23S	YGWC-24SB	YGWC-42	YGWA-47 (bg)
5/2/2017				1.95		12.9	1.57		
5/8/2017									14.6
5/9/2017									
5/10/2017								130	
5/26/2017									
6/27/2017									
6/28/2017	4.95	1.06							
6/29/2017			2.54	2.02	6.04				
6/30/2017									
7/7/2017							1.8		
7/10/2017						8.09			
7/11/2017								172	14.3
7/13/2017									
7/17/2017									
9/22/2017									
9/29/2017									
10/3/2017					8.28				
10/4/2017		1.1	2.25	2.03					
10/5/2017	5.28						1.7		
10/6/2017									
10/10/2017									12.1
10/11/2017						6.36			
10/12/2017								144	
10/16/2017									
11/20/2017									
11/21/2017									
1/10/2018									
1/11/2018									
1/12/2018									
2/19/2018									
2/20/2018									
4/2/2018									<25
4/3/2018									
4/4/2018								137	
6/5/2018					9.1				
6/6/2018			2.3						
6/7/2018	4.8								
6/8/2018									
6/11/2018		1.4		2.1					
6/12/2018						4.7	1.8		
6/13/2018									
6/27/2018									
6/28/2018									
8/6/2018									
8/7/2018									
9/19/2018									11.1 (J)
9/20/2018								108	
9/24/2018									
9/25/2018	4.6	1	2.3	2.1	10.4 (J)				
9/26/2018							1.7		
9/27/2018						4.1			
10/1/2018									

ND substitution: RL or RL/2 if <15% NDs.

Prediction Limit

Constituent: Calcium (mg/L) Analysis Run 5/6/2026 6:29 PM View: Appendix III Interwell

Plant Yates Client: Southern Company Data: Yates AMA-R6

	YGWA-18I (bg)	YGWA-18S (bg)	YGWA-20S (bg)	YGWA-17S (bg)	YGWA-21I (bg)	YGWC-23S	YGWC-24SB	YGWC-42	YGWA-47 (bg)
10/2/2018									
2/25/2019									
3/26/2019									
3/27/2019								109	10.8 (J)
3/28/2019									
3/29/2019									
4/1/2019									
4/2/2019				2.5	8.8				
4/3/2019	5.3	1.2	2.9						
4/4/2019						3.7	1.9		
6/12/2019									
9/24/2019					7.7				
9/25/2019			2.4	2.6					
9/26/2019	5.075 (D)	1.085 (D)					1.7		
9/27/2019						3.7			
10/8/2019									9.7
10/9/2019								97.5 (D)	
10/10/2019			2.6	2.4	5.6	3.6			
3/17/2020									14.8
3/18/2020									
3/19/2020									
3/24/2020	5.3	1	2.6	2.7	6				
3/25/2020								107	
3/26/2020						5.6	1.7		
9/22/2020									10.1
9/23/2020	5.2	0.91 (J)		2.6			2.4		
9/24/2020			2.6		7.8	7.9		84.3	
9/25/2020									
10/7/2020									
3/1/2021									10.3
3/2/2021									
3/3/2021	5.2	0.96 (J)	2.4	2.5			2.4		
3/4/2021					8.7	10.2		90.7	
8/19/2021									9.6
8/20/2021									
8/25/2021						10.6		79.9	
8/26/2021		0.98 (J)							
8/27/2021	5.1		2.4	2.7					
9/1/2021					9.5		2.3		
9/3/2021									
9/27/2021									
2/8/2022									9.4
2/9/2022	5.1	0.87 (J)	2.3	2.8	9.8				
2/10/2022						11.8	2.2	74.4	
2/11/2022									
8/30/2022	5.7	0.77 (J)		3	7.3				
8/31/2022			2.4						9.6
9/1/2022						11.2		68.5	
2/7/2023	5.5	0.79 (J)	2.4	2.9	7.5				
2/8/2023						10.9		74.6	9.2
2/9/2023									
2/10/2023							2.4		

Prediction Limit

Constituent: Calcium (mg/L) Analysis Run 5/6/2026 6:29 PM View: Appendix III Interwell

Plant Yates Client: Southern Company Data: Yates AMA-R6

	YGWA-18I (bg)	YGWA-18S (bg)	YGWA-20S (bg)	YGWA-17S (bg)	YGWA-21I (bg)	YGWC-23S	YGWC-24SB	YGWC-42	YGWA-47 (bg)
8/15/2023	5.1	0.8 (J)	2.2	2.9	6.1				9.6
8/16/2023						11.2	2.2	69.2	
8/17/2023									
12/20/2023									
2/20/2024	5.6		2.5	3.2	7				10.3
2/21/2024						11.1			
2/22/2024								73.5	
2/23/2024		0.84 (J)					2.6		
6/10/2024									
8/20/2024	5.9		2.8	3.5	6.9				10
8/21/2024		0.96 (J)				13			
8/22/2024							2.3	64.4	
8/23/2024									
11/26/2024									
2/25/2025	5.3	0.88 (J)	2.6	3	6				9.9
2/26/2025								70.4	
2/27/2025						16.2			
3/17/2025							2.9		
5/21/2025									
8/12/2025	4.7	0.76	2.6	3.1	6.9				10.2
8/13/2025						15.4		55	
8/14/2025							2.4		
10/8/2025									
2/17/2026	5.6	0.86	2.9	3.4	8.9				10.7
2/18/2026							2.4		
2/19/2026						15.8		88.8	

Prediction Limit

Constituent: Calcium (mg/L) Analysis Run 5/6/2026 6:29 PM View: Appendix III Interwell

Plant Yates Client: Southern Company Data: Yates AMA-R6

	GWA-2 (bg)	YGWC-43	YGWC-49	YGWC-36A	YGWA-2I (bg)	YGWA-39 (bg)	YGWC-38	YGWC-41	YGWA-40 (bg)
6/1/2016									
6/2/2016									
6/6/2016									
6/7/2016									
6/8/2016									
7/25/2016									
7/26/2016									
7/27/2016									
7/28/2016									
8/1/2016									
8/30/2016									
8/31/2016	9.31	3.4							
9/1/2016			13.9						
9/2/2016				11.2					
9/13/2016									
9/14/2016					23.5				
9/15/2016									
9/16/2016									
9/19/2016									
9/20/2016									
11/1/2016									
11/2/2016									
11/3/2016									
11/4/2016					23.7				
11/8/2016									
11/14/2016				7.79					
11/15/2016			13.5						
11/16/2016		3.79							
11/28/2016	9.47								
12/15/2016					23.1				
1/10/2017									
1/11/2017									
1/12/2017									
1/13/2017									
1/16/2017					23.3				
1/17/2017									
2/21/2017									
2/22/2017	10.4								
2/24/2017		6.42							
2/27/2017			12.5						
2/28/2017				8.37					
3/1/2017									
3/2/2017									
3/3/2017					25.1				
3/6/2017									
3/7/2017									
3/8/2017									
3/9/2017									
4/26/2017									
4/27/2017									
4/28/2017					30.7				
5/1/2017									

Prediction Limit

Constituent: Calcium (mg/L) Analysis Run 5/6/2026 6:29 PM View: Appendix III Interwell

Plant Yates Client: Southern Company Data: Yates AMA-R6

	GWA-2 (bg)	YGWC-43	YGWC-49	YGWC-36A	YGWA-2I (bg)	YGWA-39 (bg)	YGWC-38	YGWC-41	YGWA-40 (bg)
5/2/2017									
5/8/2017	14.2								
5/9/2017			14.4	13.9					
5/10/2017		7.9							
5/26/2017					26.2				
6/27/2017									
6/28/2017					26.1				
6/29/2017									
6/30/2017									
7/7/2017									
7/10/2017									
7/11/2017		6.71							
7/13/2017			14.1	16.6					
7/17/2017	14.1								
9/22/2017				18.4					
9/29/2017				16.1					
10/3/2017					26.7				
10/4/2017									
10/5/2017									
10/6/2017				16.6					
10/10/2017									
10/11/2017			12.4	18.1		2.74			
10/12/2017		7.05					190	44.5	2.9
10/16/2017	13.6								
11/20/2017						1.81	184		10.4
11/21/2017								44.4	
1/10/2018									10.2
1/11/2018						1.54		43.9	
1/12/2018							178		
2/19/2018	<25							45.3	<25
2/20/2018						1.7	184		
4/2/2018									
4/3/2018						1.4	174	42.7	6.3
4/4/2018		8.6	<25						
6/5/2018									
6/6/2018									
6/7/2018					25				
6/8/2018									
6/11/2018									
6/12/2018									
6/13/2018				18.7 (J)					
6/27/2018								42.2	
6/28/2018						1.4	190		6.7
8/6/2018	11.4 (J)								
8/7/2018						1.2	176	40.7	6.3
9/19/2018									
9/20/2018		15.9 (J)	12 (J)						
9/24/2018						1.1	172	38.5	5.7
9/25/2018									
9/26/2018				19.8 (J)					
9/27/2018									
10/1/2018					25				

ND substitution: RL or RL/2 if <15% NDs.

Prediction Limit

Constituent: Calcium (mg/L) Analysis Run 5/6/2026 6:29 PM View: Appendix III Interwell

Plant Yates Client: Southern Company Data: Yates AMA-R6

	GWA-2 (bg)	YGWC-43	YGWC-49	YGWC-36A	YGWA-2I (bg)	YGWA-39 (bg)	YGWC-38	YGWC-41	YGWA-40 (bg)
10/2/2018									
2/25/2019	12.7 (J)								
3/26/2019									5.6
3/27/2019						1.5	155		
3/28/2019		8.9	11.3 (J)					26	
3/29/2019					23.5 (J)				
4/1/2019									
4/2/2019									
4/3/2019									
4/4/2019				16.9 (J)					
6/12/2019	18.9								
9/24/2019					26.4				
9/25/2019									
9/26/2019			12.1	11.7					
9/27/2019									
10/8/2019	28.3								
10/9/2019		20.05 (D)				2.4 (D)	140 (D)	29.25 (D)	5.05 (D)
10/10/2019				12.2					
3/17/2020	24.3								
3/18/2020									
3/19/2020					27.4				
3/24/2020									4.8
3/25/2020		12.1	13.2	10.6		2.7	124	29.6	
3/26/2020									
9/22/2020	31								
9/23/2020					26.3				
9/24/2020			12			3.7			4.4
9/25/2020		19.8					93.7	20.5	
10/7/2020				9.9					
3/1/2021									
3/2/2021	34.2								
3/3/2021					25.6				
3/4/2021		32.2	13	5.6		8.2	87	16.4	4.6
8/19/2021									
8/20/2021	26.5								
8/25/2021									
8/26/2021						14.1	73.6	12.8	
8/27/2021					22.6				
9/1/2021			12.1						
9/3/2021				4.1					5.6
9/27/2021		4.1							
2/8/2022	25.6	9.9	12.7			15.2		15	6
2/9/2022					23.4				
2/10/2022							68.9		
2/11/2022				4.6					
8/30/2022	23.5				25.4				
8/31/2022			11.6			16.3			6.2
9/1/2022		10.7		6.3			59.4	12.9	
2/7/2023	22.3				25.6	16.1			
2/8/2023		11					55.3	14.4	5.9
2/9/2023			11.8	9.2					
2/10/2023									

Prediction Limit

Constituent: Calcium (mg/L) Analysis Run 5/6/2026 6:29 PM View: Appendix III Interwell

Plant Yates Client: Southern Company Data: Yates AMA-R6

	GWA-2 (bg)	YGWC-43	YGWC-49	YGWC-36A	YGWA-2I (bg)	YGWA-39 (bg)	YGWC-38	YGWC-41	YGWA-40 (bg)
8/15/2023	20.3				23.2	17.2			5.3
8/16/2023		10.7	11.1	20			50.9	13.5	
8/17/2023									
12/20/2023									
2/20/2024	22.8				28.2	16.9			5.6
2/21/2024			11.1						
2/22/2024		10.5					49.7	14.4	
2/23/2024				33.6					
6/10/2024									
8/20/2024					30.4				
8/21/2024						19.7			6
8/22/2024		14.8	10.8	41.1					
8/23/2024							43.8	13.6	
11/26/2024									
2/25/2025					27.3	17.3			4.8
2/26/2025			10.9	47.4			39.2	14.2	
2/27/2025		17.1							
3/17/2025									
5/21/2025									
8/12/2025				45	22	18.8			4.5
8/13/2025								12.2	
8/14/2025		11.9	8.8				32.1		
10/8/2025									
2/17/2026					27.5	17.9			5.3
2/18/2026		17.7		59			36.6		
2/19/2026			10.3					15.4	

Prediction Limit

Constituent: Calcium (mg/L) Analysis Run 5/6/2026 6:29 PM View: Appendix III Interwell

Plant Yates Client: Southern Company Data: Yates AMA-R6

	YGWC-50
6/1/2016	
6/2/2016	
6/6/2016	
6/7/2016	
6/8/2016	
7/25/2016	
7/26/2016	
7/27/2016	
7/28/2016	
8/1/2016	
8/30/2016	
8/31/2016	
9/1/2016	
9/2/2016	
9/13/2016	
9/14/2016	
9/15/2016	
9/16/2016	
9/19/2016	
9/20/2016	
11/1/2016	
11/2/2016	
11/3/2016	
11/4/2016	
11/8/2016	
11/14/2016	
11/15/2016	
11/16/2016	
11/28/2016	
12/15/2016	
1/10/2017	
1/11/2017	
1/12/2017	
1/13/2017	
1/16/2017	
1/17/2017	
2/21/2017	
2/22/2017	
2/24/2017	
2/27/2017	
2/28/2017	
3/1/2017	
3/2/2017	
3/3/2017	
3/6/2017	
3/7/2017	
3/8/2017	
3/9/2017	
4/26/2017	
4/27/2017	
4/28/2017	
5/1/2017	

Prediction Limit

Constituent: Calcium (mg/L) Analysis Run 5/6/2026 6:29 PM View: Appendix III Interwell

Plant Yates Client: Southern Company Data: Yates AMA-R6

	YGWC-50
5/2/2017	
5/8/2017	
5/9/2017	
5/10/2017	
5/26/2017	
6/27/2017	
6/28/2017	
6/29/2017	
6/30/2017	
7/7/2017	
7/10/2017	
7/11/2017	
7/13/2017	
7/17/2017	
9/22/2017	
9/29/2017	
10/3/2017	
10/4/2017	
10/5/2017	
10/6/2017	
10/10/2017	
10/11/2017	
10/12/2017	
10/16/2017	
11/20/2017	
11/21/2017	
1/10/2018	
1/11/2018	
1/12/2018	
2/19/2018	
2/20/2018	
4/2/2018	
4/3/2018	
4/4/2018	
6/5/2018	
6/6/2018	
6/7/2018	
6/8/2018	
6/11/2018	
6/12/2018	
6/13/2018	
6/27/2018	
6/28/2018	
8/6/2018	
8/7/2018	
9/19/2018	
9/20/2018	
9/24/2018	
9/25/2018	
9/26/2018	
9/27/2018	
10/1/2018	

Prediction Limit

Constituent: Calcium (mg/L) Analysis Run 5/6/2026 6:29 PM View: Appendix III Interwell

Plant Yates Client: Southern Company Data: Yates AMA-R6

	YGWC-50
10/2/2018	
2/25/2019	
3/26/2019	
3/27/2019	
3/28/2019	
3/29/2019	
4/1/2019	
4/2/2019	
4/3/2019	
4/4/2019	
6/12/2019	
9/24/2019	
9/25/2019	
9/26/2019	
9/27/2019	
10/8/2019	
10/9/2019	
10/10/2019	
3/17/2020	
3/18/2020	
3/19/2020	
3/24/2020	
3/25/2020	
3/26/2020	
9/22/2020	
9/23/2020	
9/24/2020	
9/25/2020	
10/7/2020	
3/1/2021	
3/2/2021	
3/3/2021	
3/4/2021	
8/19/2021	
8/20/2021	
8/25/2021	
8/26/2021	
8/27/2021	
9/1/2021	
9/3/2021	
9/27/2021	
2/8/2022	
2/9/2022	
2/10/2022	
2/11/2022	
8/30/2022	
8/31/2022	
9/1/2022	
2/7/2023	
2/8/2023	
2/9/2023	
2/10/2023	

Prediction Limit

Constituent: Calcium (mg/L) Analysis Run 5/6/2026 6:29 PM View: Appendix III Interwell

Plant Yates Client: Southern Company Data: Yates AMA-R6

	YGWC-50
8/15/2023	
8/16/2023	
8/17/2023	229
12/20/2023	272
2/20/2024	
2/21/2024	
2/22/2024	267
2/23/2024	
6/10/2024	57.5
8/20/2024	
8/21/2024	
8/22/2024	
8/23/2024	304
11/26/2024	308
2/25/2025	
2/26/2025	312
2/27/2025	
3/17/2025	
5/21/2025	276
8/12/2025	
8/13/2025	
8/14/2025	
10/8/2025	329
2/17/2026	
2/18/2026	
2/19/2026	358

Prediction Limit

Constituent: Chloride (mg/L) Analysis Run 5/6/2026 6:29 PM View: Appendix III Interwell

Plant Yates Client: Southern Company Data: Yates AMA-R6

	YGWA-3I (bg)	YGWA-1D (bg)	YGWA-1I (bg)	YGWA-3D (bg)	YGWA-30I (bg)	YGWA-5D (bg)	YGWA-14S (bg)	YGWA-4I (bg)	YGWA-5I (bg)
6/1/2016	1.3	1.3	1.6						
6/2/2016				1.4	1.9	7.2	4.1	3.7	4.3
6/6/2016									
6/7/2016									
6/8/2016									
7/25/2016	1.3		1.4		1.7				
7/26/2016		1.2		1.6		6.6	4	3.6	4.4
7/27/2016									
7/28/2016									
8/1/2016									
8/30/2016									
8/31/2016									
9/1/2016									
9/2/2016									
9/13/2016		1.1	1.3						
9/14/2016	1.3					6.6		3.4	3.8
9/15/2016				1.5			4.2		
9/16/2016									
9/19/2016					1.6				
9/20/2016									
11/1/2016	1.4	1.3		1.7	1.8				
11/2/2016						7.6	4.9	4.5	
11/3/2016									
11/4/2016			1.6						4.8
11/8/2016									
11/14/2016									
11/15/2016									
11/16/2016									
11/28/2016									
12/15/2016									
1/10/2017							4.1		
1/11/2017	1.1	1.1		1.2					
1/12/2017						6.8			3.8
1/13/2017								4.2	
1/16/2017			1.4		1.7				
1/17/2017									
2/21/2017					1.7				
2/22/2017									
2/24/2017									
2/27/2017									
2/28/2017									
3/1/2017	1.1								
3/2/2017		1	1.3	1.2					
3/3/2017									
3/6/2017								3.6	
3/7/2017						6.8			4.5
3/8/2017							4.2		
3/9/2017									
4/26/2017	1.1			1.2	1.7		4.1		
4/27/2017		1	1.3						
4/28/2017									
5/1/2017						7.2		4.3	

Prediction Limit

Constituent: Chloride (mg/L) Analysis Run 5/6/2026 6:29 PM View: Appendix III Interwell

Plant Yates Client: Southern Company Data: Yates AMA-R6

	YGWA-3I (bg)	YGWA-1D (bg)	YGWA-1I (bg)	YGWA-3D (bg)	YGWA-30I (bg)	YGWA-5D (bg)	YGWA-14S (bg)	YGWA-4I (bg)	YGWA-5I (bg)
5/2/2017									4.6
5/8/2017									
5/9/2017									
5/10/2017									
5/26/2017									
6/27/2017		1.1	1.4			7			4.3
6/28/2017	1.2			1.3					
6/29/2017								4.2	
6/30/2017					1.8		3.7		
7/7/2017									
7/10/2017									
7/11/2017									
7/13/2017									
7/17/2017									
9/22/2017									
9/29/2017									
10/3/2017		1.1	1.7			6.5			4.2
10/4/2017	1.2			1.5	1.8				
10/5/2017							3.8	4.7	
10/6/2017									
10/10/2017									
10/11/2017									
10/12/2017									
10/16/2017									
11/20/2017									
11/21/2017									
1/10/2018									
1/11/2018									
1/12/2018									
2/19/2018									
2/20/2018									
4/2/2018									
4/3/2018									
4/4/2018									
6/5/2018		1.1							
6/6/2018			1.4			4.7			
6/7/2018				1.2				4.4	4.5
6/8/2018	1.2						3.4		
6/11/2018					2				
6/12/2018									
6/13/2018									
6/27/2018									
6/28/2018									
8/6/2018									
8/7/2018									
9/19/2018									
9/20/2018									
9/24/2018									
9/25/2018									
9/26/2018						4.8		4.8	5.1
9/27/2018									
10/1/2018	1.2	1.1	1.4	1.5			3.8		

Prediction Limit

Constituent: Chloride (mg/L) Analysis Run 5/6/2026 6:29 PM View: Appendix III Interwell

Plant Yates Client: Southern Company Data: Yates AMA-R6

	YGWA-3I (bg)	YGWA-1D (bg)	YGWA-1I (bg)	YGWA-3D (bg)	YGWA-30I (bg)	YGWA-5D (bg)	YGWA-14S (bg)	YGWA-4I (bg)	YGWA-5I (bg)
10/2/2018					1.8				
2/25/2019									
3/26/2019									
3/27/2019									
3/28/2019		1.4	1.5						
3/29/2019							4.2		
4/1/2019	1.1			1.2	1.7				
4/2/2019									
4/3/2019						4		4.3	4.2
4/4/2019									
6/12/2019									
9/24/2019		1.1	1.3			3.7			4.5
9/25/2019	1.1			1.1	1.6		4.8	4.5	
9/26/2019									
9/27/2019									
10/8/2019									
10/9/2019									
10/10/2019						4.3			1.6
3/17/2020									
3/18/2020			1.4				5.2		
3/19/2020	1.1	1.1		1.2	1.8				
3/24/2020						3.5			4.3
3/25/2020								3.9	
3/26/2020									
9/22/2020						3.6		4.5	4.2
9/23/2020	1	0.99 (J)	1.2	1.1					
9/24/2020					1.5				
9/25/2020							5.3		
10/7/2020									
3/1/2021					1.6				
3/2/2021						3.2	4.9		4.3
3/3/2021	0.99 (J)	0.96 (J)	1.2	1.1				4.1 (J)	
3/4/2021									
8/19/2021		1.1	1.3	1.1	1.6		5		
8/20/2021									
8/25/2021									
8/26/2021						3.4		4.4	4.3
8/27/2021	1.1								
9/1/2021									
9/3/2021									
9/27/2021									
2/8/2022									
2/9/2022	1.1	1	1.3	1.1					
2/10/2022						3.2	4.7		4.4
2/11/2022					2.1			4.1	
8/30/2022		1.3				3.5			4.4
8/31/2022	1.3		1.5	1.3	1.8		4.6	4.4	
9/1/2022									
2/7/2023		1.3	1.5			3.3			
2/8/2023	1.1			1.2	1.6		4.9		
2/9/2023								4.5	5
2/10/2023									

Prediction Limit

Constituent: Chloride (mg/L) Analysis Run 5/6/2026 6:29 PM View: Appendix III Interwell

Plant Yates Client: Southern Company Data: Yates AMA-R6

	YGWA-3I (bg)	YGWA-1D (bg)	YGWA-1I (bg)	YGWA-3D (bg)	YGWA-30I (bg)	YGWA-5D (bg)	YGWA-14S (bg)	YGWA-4I (bg)	YGWA-5I (bg)
8/15/2023		1.1	1.4	1.1		3.1	4.1	4.4	4.1
8/16/2023	1.1				1.5				
8/17/2023									
12/20/2023									
2/20/2024	1.1	1	1.2	1.1	1.4	3.2		4.6	4.8
2/21/2024									
2/22/2024									
2/23/2024							4.8		
6/10/2024									
8/20/2024	1	1	1.3	1.1	1.4	3.4	4.5	5.2	4.8
8/21/2024									
8/22/2024									
8/23/2024									
11/26/2024									
2/25/2025	0.9 (J)	0.9 (J)	1.1	0.94 (J)	1.3	2.8	4.1	4.5	4.4
2/26/2025									
2/27/2025									
3/17/2025									
5/21/2025									
8/12/2025	1.3	1.3	1.5	1.3	1.6	3.4	4.7	5.1	5
8/13/2025									
8/14/2025									
10/8/2025									
2/17/2026	1.1	1.1	1.3	1.1	1.7	3.5	5.1	5.4	4.8
2/18/2026									
2/19/2026									

Prediction Limit

Constituent: Chloride (mg/L) Analysis Run 5/6/2026 6:29 PM View: Appendix III Interwell

Plant Yates Client: Southern Company Data: Yates AMA-R6

	YGWA-18I (bg)	YGWA-18S (bg)	YGWA-20S (bg)	YGWA-17S (bg)	YGWA-21I (bg)	YGWC-23S	YGWC-24SB	YGWC-42	YGWA-47 (bg)
6/1/2016									
6/2/2016									
6/6/2016	6.8	6.4							
6/7/2016			1.9	4.5	2.8	2.9			
6/8/2016							5.9		
7/25/2016									
7/26/2016									
7/27/2016	6.7	6.2	1.9	4.5					
7/28/2016					2.6	3.5			
8/1/2016							5.3		
8/30/2016								4.4	5.2
8/31/2016									
9/1/2016									
9/2/2016									
9/13/2016									
9/14/2016									
9/15/2016									
9/16/2016		6.1		4.5					
9/19/2016	7		1.9		2.4				
9/20/2016						2.4	5.5		
11/1/2016									
11/2/2016			2.6						
11/3/2016	7.5	7.4		5.4	2.9				
11/4/2016									
11/8/2016						2.8	6.4		
11/14/2016									6.4
11/15/2016									
11/16/2016								4.7	
11/28/2016									
12/15/2016									
1/10/2017									
1/11/2017	6.5	6.1		4.7					
1/12/2017									
1/13/2017			2.3		2.5				
1/16/2017						1.8			
1/17/2017							5.5		
2/21/2017									
2/22/2017									
2/24/2017									5.5
2/27/2017								4.7	
2/28/2017									
3/1/2017	6.9	6							
3/2/2017				4.8					
3/3/2017									
3/6/2017			1.9		2.1				
3/7/2017									
3/8/2017							5.4		
3/9/2017						1.7			
4/26/2017	7	6.5	2		2.1				
4/27/2017									
4/28/2017									
5/1/2017									

Prediction Limit

Constituent: Chloride (mg/L) Analysis Run 5/6/2026 6:29 PM View: Appendix III Interwell

Plant Yates Client: Southern Company Data: Yates AMA-R6

	YGWA-18I (bg)	YGWA-18S (bg)	YGWA-20S (bg)	YGWA-17S (bg)	YGWA-21I (bg)	YGWC-23S	YGWC-24SB	YGWC-42	YGWA-47 (bg)
5/2/2017				4.6		1.8	5.7		
5/8/2017									5.8
5/9/2017									
5/10/2017								4.4	
5/26/2017									
6/27/2017									
6/28/2017	7	6.4							
6/29/2017			2.6	4.5	2.8				
6/30/2017									
7/7/2017							5.7		
7/10/2017						1.9			
7/11/2017								4.7	5.8
7/13/2017									
7/17/2017									
9/22/2017									
9/29/2017									
10/3/2017					2.2				
10/4/2017		6.8	2.6	4.7					
10/5/2017	7						6		
10/6/2017									
10/10/2017									5.9
10/11/2017						2.4			
10/12/2017								4.3	
10/16/2017									
11/20/2017									
11/21/2017									
1/10/2018									
1/11/2018									
1/12/2018									
2/19/2018									
2/20/2018									
4/2/2018									4.8
4/3/2018									
4/4/2018								3.7	
6/5/2018					1.7				
6/6/2018			2.7						
6/7/2018	6.8								
6/8/2018									
6/11/2018		6.8		4.9					
6/12/2018						1.8	6.2		
6/13/2018									
6/27/2018									
6/28/2018									
8/6/2018									
8/7/2018									
9/19/2018									4
9/20/2018								3.8	
9/24/2018									
9/25/2018	7.9	7.8	3.6	5.6	2.2				
9/26/2018							6.9		
9/27/2018						2			
10/1/2018									

Prediction Limit

Constituent: Chloride (mg/L) Analysis Run 5/6/2026 6:29 PM View: Appendix III Interwell

Plant Yates Client: Southern Company Data: Yates AMA-R6

	YGWA-18I (bg)	YGWA-18S (bg)	YGWA-20S (bg)	YGWA-17S (bg)	YGWA-21I (bg)	YGWC-23S	YGWC-24SB	YGWC-42	YGWA-47 (bg)
10/2/2018									
2/25/2019									
3/26/2019									
3/27/2019								3.9	4.3
3/28/2019									
3/29/2019									
4/1/2019									
4/2/2019				4.8	2.5				
4/3/2019	6.9	6.3	3.1						
4/4/2019						1.7	5.9		
6/12/2019									
9/24/2019					3.1				
9/25/2019			2.8	5.7					
9/26/2019	7	7.1					6.5		
9/27/2019						1.7			
10/8/2019									4.4
10/9/2019								4.2 (D)	
10/10/2019			3.7	5.8	3.3		6.8		
3/17/2020									4.1
3/18/2020									
3/19/2020									
3/24/2020	7	6.8	2.7	5	2.8				
3/25/2020								3.2	
3/26/2020						1.6	5.4		
9/22/2020									4.2
9/23/2020	7.2	7.2		6.6			9.3		
9/24/2020			2.7		2	2		3.3	
9/25/2020									
10/7/2020									
3/1/2021									3.7
3/2/2021									
3/3/2021	7	7.2	2.7	7.1			8.6		
3/4/2021					1.8	1.8		2.7	
8/19/2021									3.5
8/20/2021									
8/25/2021						2.5		3.4	
8/26/2021		7.3							
8/27/2021	7.4		2.8	8.5					
9/1/2021					1.8		8.9		
9/3/2021									
9/27/2021									
2/8/2022									3.2
2/9/2022	7.5	7	2.8	10.9	1.7				
2/10/2022						1.9	8.7	3.3	
2/11/2022									
8/30/2022	7.9	7		12	2.4				
8/31/2022			2.9						3.5
9/1/2022						2		3.3	
2/7/2023	7.4	6.4	2.9	11.4	2.4				
2/8/2023						2		3.4	3.5
2/9/2023									
2/10/2023							9.1		

Prediction Limit

Constituent: Chloride (mg/L) Analysis Run 5/6/2026 6:29 PM View: Appendix III Interwell

Plant Yates Client: Southern Company Data: Yates AMA-R6

	YGWA-18I (bg)	YGWA-18S (bg)	YGWA-20S (bg)	YGWA-17S (bg)	YGWA-21I (bg)	YGWC-23S	YGWC-24SB	YGWC-42	YGWA-47 (bg)
8/15/2023	7.3	6.7	2.8	11.6	2.3				3.5
8/16/2023						2.7	8.1	2.8	
8/17/2023									
12/20/2023									
2/20/2024	7.6		2.9	12.2	2.3				3.2
2/21/2024						2.4			
2/22/2024								3.3	
2/23/2024		6.6					8.3		
6/10/2024									
8/20/2024	7.8		3	12.7	2.3				3.6
8/21/2024		7.4				2.6			
8/22/2024							8.6	3.1	
8/23/2024									
11/26/2024									
2/25/2025	7	6.5	2.6	11.4	2				3
2/26/2025								2.9	
2/27/2025						2.8			
3/17/2025							8.6		
5/21/2025									
8/12/2025	7.7	7	3.1	12.4	2.2				3.9
8/13/2025						3.7		3.4	
8/14/2025							8.7		
10/8/2025									
2/17/2026	7.7	6.9	3.2	11.9	2.1				3.7
2/18/2026							8.7		
2/19/2026						3.8		3.9	

Prediction Limit

Constituent: Chloride (mg/L) Analysis Run 5/6/2026 6:29 PM View: Appendix III Interwell

Plant Yates Client: Southern Company Data: Yates AMA-R6

	GWA-2 (bg)	YGWC-43	YGWC-49	YGWC-36A	YGWA-2I (bg)	YGWA-39 (bg)	YGWC-41	YGWA-40 (bg)	YGWC-38
6/1/2016									
6/2/2016									
6/6/2016									
6/7/2016									
6/8/2016									
7/25/2016									
7/26/2016									
7/27/2016									
7/28/2016									
8/1/2016									
8/30/2016									
8/31/2016	4	1.5							
9/1/2016			5.3						
9/2/2016				6.3					
9/13/2016									
9/14/2016					1.1				
9/15/2016									
9/16/2016									
9/19/2016									
9/20/2016									
11/1/2016									
11/2/2016									
11/3/2016									
11/4/2016					1.4				
11/8/2016									
11/14/2016				6.7					
11/15/2016			5.8						
11/16/2016		1.7							
11/28/2016	4.2								
12/15/2016					2.9				
1/10/2017									
1/11/2017									
1/12/2017									
1/13/2017									
1/16/2017					0.98				
1/17/2017									
2/21/2017									
2/22/2017	3.7								
2/24/2017		1.5							
2/27/2017			4.6						
2/28/2017				5.4					
3/1/2017									
3/2/2017									
3/3/2017					1.1				
3/6/2017									
3/7/2017									
3/8/2017									
3/9/2017									
4/26/2017									
4/27/2017									
4/28/2017					0.91				
5/1/2017									

Prediction Limit

Constituent: Chloride (mg/L) Analysis Run 5/6/2026 6:29 PM View: Appendix III Interwell

Plant Yates Client: Southern Company Data: Yates AMA-R6

	GWA-2 (bg)	YGWC-43	YGWC-49	YGWC-36A	YGWA-2I (bg)	YGWA-39 (bg)	YGWC-41	YGWA-40 (bg)	YGWC-38
5/2/2017									
5/8/2017	4.2								
5/9/2017			5.3	5.7					
5/10/2017		1.2							
5/26/2017					0.93				
6/27/2017									
6/28/2017					1				
6/29/2017									
6/30/2017									
7/7/2017									
7/10/2017									
7/11/2017		1.5							
7/13/2017			4.7	5.4					
7/17/2017	3.8								
9/22/2017				6.9					
9/29/2017				5.5					
10/3/2017					1.2				
10/4/2017									
10/5/2017									
10/6/2017				5.5					
10/10/2017									
10/11/2017			5.8	6.4		2.4			
10/12/2017		1.6					3.1	3.8	6
10/16/2017	4.2								
11/20/2017						1.8		4.4	6.9
11/21/2017							4.2		
1/10/2018								4.6	
1/11/2018						1.6	3.8		
1/12/2018									6.6
2/19/2018	4.3						3.5	4.6	
2/20/2018						2			6.2
4/2/2018									
4/3/2018						3.3	4.4	5.9	6.9
4/4/2018		1.8	4.3						
6/5/2018									
6/6/2018									
6/7/2018					1				
6/8/2018									
6/11/2018									
6/12/2018									
6/13/2018				5.6					
6/27/2018							3.6		
6/28/2018						2.1		5	6.4
8/6/2018	3.8								
8/7/2018						1.2	3.3	4.3	5.5
9/19/2018									
9/20/2018		1.9	4.8						
9/24/2018						1.3	3.3	4.9	5.9
9/25/2018									
9/26/2018				6					
9/27/2018									
10/1/2018					1.1				

Prediction Limit

Constituent: Chloride (mg/L) Analysis Run 5/6/2026 6:29 PM View: Appendix III Interwell

Plant Yates Client: Southern Company Data: Yates AMA-R6

	GWA-2 (bg)	YGWC-43	YGWC-49	YGWC-36A	YGWA-2I (bg)	YGWA-39 (bg)	YGWC-41	YGWA-40 (bg)	YGWC-38
10/2/2018									
2/25/2019	4.1								
3/26/2019								4.4	
3/27/2019						1.4			6.2
3/28/2019		1.8	4.4				3.2		
3/29/2019					1.2				
4/1/2019									
4/2/2019									
4/3/2019									
4/4/2019				5.4					
6/12/2019	4.7								
9/24/2019					0.95 (J)				
9/25/2019									
9/26/2019			5	7.1					
9/27/2019									
10/8/2019	5.1								
10/9/2019		2.35 (D)				2.05 (D)	3.3	5.05 (D)	4.9 (D)
10/10/2019			5.3						
3/17/2020	4.8								
3/18/2020									
3/19/2020					0.97 (J)				
3/24/2020								4.7	
3/25/2020		1.8	4.1	6.3		1.9	2.7		4
3/26/2020									
9/22/2020	4.2								
9/23/2020					0.88 (J)				
9/24/2020			4.6			2.7		5	
9/25/2020		2.3					3		4
10/7/2020				8.7					
3/1/2021									
3/2/2021	4.1								
3/3/2021					0.86 (J)				
3/4/2021		2.1	4.1	6.6		4.9	3.4	4.9	3.9
8/19/2021									
8/20/2021	5.2								
8/25/2021									
8/26/2021						7.2	3.6		4.1
8/27/2021					0.99 (J)				
9/1/2021			4.4						
9/3/2021				7				5.5	
9/27/2021		1.1							
2/8/2022	5.7	2.1	4.2			7.4	3.5	6.2	
2/9/2022					1 (J)				
2/10/2022									4
2/11/2022				6.6					
8/30/2022	6.3				1.2				
8/31/2022			4.3			6.7		6.3	
9/1/2022		2.1		6.2			3.8		4.2
2/7/2023	6.1				1.1	5.6			
2/8/2023		2.4					4	6.9	3.9
2/9/2023			4.4	5.9					
2/10/2023									

Prediction Limit

Constituent: Chloride (mg/L) Analysis Run 5/6/2026 6:29 PM View: Appendix III Interwell

Plant Yates Client: Southern Company Data: Yates AMA-R6

	GWA-2 (bg)	YGWC-43	YGWC-49	YGWC-36A	YGWA-2I (bg)	YGWA-39 (bg)	YGWC-41	YGWA-40 (bg)	YGWC-38
8/15/2023	5.6				0.93 (J)	4.5		5.6	
8/16/2023		2.3	3.8	4.9			3.7		3.7
8/17/2023									
12/20/2023									
2/20/2024	6.1				0.96 (J)	4.6		5.7	
2/21/2024			4						
2/22/2024		2.3					3.9		3.7
2/23/2024				4.8					
6/10/2024									
8/20/2024					0.91 (J)				
8/21/2024						4		5.4	
8/22/2024		2.7	4.1	4.8					
8/23/2024							3.9		4
11/26/2024									
2/25/2025					0.77 (J)	3.5		4.5	
2/26/2025			3.7	4.5			3.6		3.9
2/27/2025		2.6							
3/17/2025									
5/21/2025									
8/12/2025				4.8	1.1	3.9		4.6	
8/13/2025							4		
8/14/2025		2.9	4.2						4.6
10/8/2025									
2/17/2026					1.1	4.1		5	
2/18/2026		3		4.9					4.7
2/19/2026			4.1				3.9		

Prediction Limit

Constituent: Chloride (mg/L) Analysis Run 5/6/2026 6:29 PM View: Appendix III Interwell

Plant Yates Client: Southern Company Data: Yates AMA-R6

	YGWC-50
6/1/2016	
6/2/2016	
6/6/2016	
6/7/2016	
6/8/2016	
7/25/2016	
7/26/2016	
7/27/2016	
7/28/2016	
8/1/2016	
8/30/2016	
8/31/2016	
9/1/2016	
9/2/2016	
9/13/2016	
9/14/2016	
9/15/2016	
9/16/2016	
9/19/2016	
9/20/2016	
11/1/2016	
11/2/2016	
11/3/2016	
11/4/2016	
11/8/2016	
11/14/2016	
11/15/2016	
11/16/2016	
11/28/2016	
12/15/2016	
1/10/2017	
1/11/2017	
1/12/2017	
1/13/2017	
1/16/2017	
1/17/2017	
2/21/2017	
2/22/2017	
2/24/2017	
2/27/2017	
2/28/2017	
3/1/2017	
3/2/2017	
3/3/2017	
3/6/2017	
3/7/2017	
3/8/2017	
3/9/2017	
4/26/2017	
4/27/2017	
4/28/2017	
5/1/2017	

Prediction Limit

Constituent: Chloride (mg/L) Analysis Run 5/6/2026 6:29 PM View: Appendix III Interwell

Plant Yates Client: Southern Company Data: Yates AMA-R6

	YGWC-50
5/2/2017	
5/8/2017	
5/9/2017	
5/10/2017	
5/26/2017	
6/27/2017	
6/28/2017	
6/29/2017	
6/30/2017	
7/7/2017	
7/10/2017	
7/11/2017	
7/13/2017	
7/17/2017	
9/22/2017	
9/29/2017	
10/3/2017	
10/4/2017	
10/5/2017	
10/6/2017	
10/10/2017	
10/11/2017	
10/12/2017	
10/16/2017	
11/20/2017	
11/21/2017	
1/10/2018	
1/11/2018	
1/12/2018	
2/19/2018	
2/20/2018	
4/2/2018	
4/3/2018	
4/4/2018	
6/5/2018	
6/6/2018	
6/7/2018	
6/8/2018	
6/11/2018	
6/12/2018	
6/13/2018	
6/27/2018	
6/28/2018	
8/6/2018	
8/7/2018	
9/19/2018	
9/20/2018	
9/24/2018	
9/25/2018	
9/26/2018	
9/27/2018	
10/1/2018	

Prediction Limit

Constituent: Chloride (mg/L) Analysis Run 5/6/2026 6:29 PM View: Appendix III Interwell

Plant Yates Client: Southern Company Data: Yates AMA-R6

	YGWC-50
10/2/2018	
2/25/2019	
3/26/2019	
3/27/2019	
3/28/2019	
3/29/2019	
4/1/2019	
4/2/2019	
4/3/2019	
4/4/2019	
6/12/2019	
9/24/2019	
9/25/2019	
9/26/2019	
9/27/2019	
10/8/2019	
10/9/2019	
10/10/2019	
3/17/2020	
3/18/2020	
3/19/2020	
3/24/2020	
3/25/2020	
3/26/2020	
9/22/2020	
9/23/2020	
9/24/2020	
9/25/2020	
10/7/2020	
3/1/2021	
3/2/2021	
3/3/2021	
3/4/2021	
8/19/2021	
8/20/2021	
8/25/2021	
8/26/2021	
8/27/2021	
9/1/2021	
9/3/2021	
9/27/2021	
2/8/2022	
2/9/2022	
2/10/2022	
2/11/2022	
8/30/2022	
8/31/2022	
9/1/2022	
2/7/2023	
2/8/2023	
2/9/2023	
2/10/2023	

Prediction Limit

Constituent: Chloride (mg/L) Analysis Run 5/6/2026 6:29 PM View: Appendix III Interwell

Plant Yates Client: Southern Company Data: Yates AMA-R6

	YGWC-50
8/15/2023	
8/16/2023	
8/17/2023	9.4
12/20/2023	9.8
2/20/2024	
2/21/2024	
2/22/2024	9.8
2/23/2024	
6/10/2024	9.9
8/20/2024	
8/21/2024	
8/22/2024	
8/23/2024	10.4
11/26/2024	10.5
2/25/2025	
2/26/2025	9.7
2/27/2025	
3/17/2025	
5/21/2025	10.6
8/12/2025	
8/13/2025	
8/14/2025	
10/8/2025	10.5
2/17/2026	
2/18/2026	
2/19/2026	10.6

Prediction Limit

Constituent: Fluoride (mg/L) Analysis Run 5/6/2026 6:29 PM View: Appendix III Interwell

Plant Yates Client: Southern Company Data: Yates AMA-R6

	YGWA-3I (bg)	YGWA-1I (bg)	YGWA-1D (bg)	YGWA-30I (bg)	YGWA-3D (bg)	YGWA-4I (bg)	YGWA-5D (bg)	YGWA-5I (bg)	YGWA-14S (bg)
6/1/2016	0.15 (J)	<0.1	0.12 (J)						
6/2/2016				<0.1	0.62	<0.1	0.11 (J)	<0.1	<0.1
6/6/2016									
6/7/2016									
6/8/2016									
7/25/2016	0.14 (J)	0.06 (J)		0.06 (J)					
7/26/2016			0.08 (J)		0.49	<0.1	0.05 (J)	<0.1	0.02 (J)
7/27/2016									
7/28/2016									
8/1/2016									
8/30/2016									
8/31/2016									
9/1/2016									
9/2/2016									
9/13/2016		<0.1	0.11 (J)						
9/14/2016	0.18 (J)					<0.1	0.04 (J)	<0.1	
9/15/2016					0.54				<0.1
9/16/2016									
9/19/2016				<0.1					
9/20/2016									
11/1/2016	0.15 (J)		0.1 (J)	0.07 (J)	0.68				
11/2/2016						0.07 (J)	0.2 (J)		0.04 (J)
11/3/2016									
11/4/2016		0.07 (J)						<0.1	
11/8/2016									
11/14/2016									
11/15/2016									
11/16/2016									
11/28/2016									
12/15/2016									
1/10/2017									<0.1
1/11/2017	0.09 (J)		0.05 (J)		0.49				
1/12/2017							0.04 (J)	<0.1	
1/13/2017						<0.1			
1/16/2017		0.03 (J)		<0.1					
1/17/2017									
2/21/2017				0.05 (J)					
2/22/2017									
2/24/2017									
2/27/2017									
2/28/2017									
3/1/2017	0.2 (J)								
3/2/2017		0.06 (J)	0.09 (J)		0.48				
3/3/2017									
3/6/2017						0.05 (J)			
3/7/2017							0.09 (J)	0.03 (J)	
3/8/2017									0.04 (J)
3/9/2017									
4/26/2017	0.08 (J)			<0.1	0.48				<0.1
4/27/2017		0.01 (J)	0.04 (J)						
4/28/2017									
5/1/2017						<0.1	0.04 (J)		

ND substitution: RL or RL/2 if <15% NDs.

Prediction Limit

Constituent: Fluoride (mg/L) Analysis Run 5/6/2026 6:29 PM View: Appendix III Interwell

Plant Yates Client: Southern Company Data: Yates AMA-R6

	YGWA-3I (bg)	YGWA-1I (bg)	YGWA-1D (bg)	YGWA-30I (bg)	YGWA-3D (bg)	YGWA-4I (bg)	YGWA-5D (bg)	YGWA-5I (bg)	YGWA-14S (bg)
5/2/2017								<0.1	
5/8/2017									
5/9/2017									
5/10/2017									
5/26/2017									
6/27/2017		0.06 (J)	0.06 (J)				0.09 (J)	<0.1	
6/28/2017	0.12 (J)				0.47				
6/29/2017						0.02 (J)			
6/30/2017				0.01 (J)					<0.1
7/7/2017									
7/10/2017									
7/11/2017									
7/13/2017									
7/17/2017									
9/22/2017									
9/29/2017									
10/3/2017		<0.1	0.07 (J)				0.05 (J)	<0.1	
10/4/2017	0.1 (J)			<0.1	0.47				
10/5/2017						<0.1			<0.1
10/6/2017									
10/10/2017									
10/11/2017									
10/12/2017									
10/16/2017									
11/20/2017									
11/21/2017									
1/10/2018									
1/11/2018									
1/12/2018									
2/19/2018									
2/20/2018									
3/27/2018		<0.1		<0.1					<0.1
3/28/2018	<0.1				0.56				
3/29/2018			<0.1			<0.1	<0.1	<0.1	
3/30/2018									
4/2/2018									
4/3/2018									
4/4/2018									
6/5/2018			0.055 (J)						
6/6/2018		<0.1					0.15 (J)		
6/7/2018					0.48	<0.1		<0.1	
6/8/2018	0.2 (J)								<0.1
6/11/2018				<0.1					
6/12/2018									
6/13/2018									
6/27/2018									
6/28/2018									
8/6/2018									
8/7/2018									
9/19/2018									
9/20/2018									
9/24/2018									

ND substitution: RL or RL/2 if <15% NDs.

Prediction Limit

Constituent: Fluoride (mg/L) Analysis Run 5/6/2026 6:29 PM View: Appendix III Interwell

Plant Yates Client: Southern Company Data: Yates AMA-R6

	YGWA-3I (bg)	YGWA-1I (bg)	YGWA-1D (bg)	YGWA-30I (bg)	YGWA-3D (bg)	YGWA-4I (bg)	YGWA-5D (bg)	YGWA-5I (bg)	YGWA-14S (bg)
9/25/2018									
9/26/2018						<0.1	<0.1	<0.1	
9/27/2018									
10/1/2018	<0.1	<0.1	<0.1		0.44				<0.1
10/2/2018				<0.1					
2/25/2019									
2/26/2019				<0.1					<0.1
2/27/2019	0.13 (J)	<0.1	0.052 (J)		0.53				
3/4/2019						<0.1	0.19 (J)	<0.1	
3/5/2019									
3/6/2019									
3/26/2019									
3/27/2019									
3/28/2019		<0.1	0.036 (J)						
3/29/2019									<0.1
4/1/2019	0.1 (J)			<0.1	0.45				
4/2/2019									
4/3/2019						<0.1	0.047 (J)	<0.1	
4/4/2019									
6/12/2019									
8/19/2019									
8/20/2019									
8/21/2019									
8/22/2019									
9/24/2019		<0.1	0.063 (J)				0.05 (J)	<0.1	
9/25/2019	0.1 (J)			<0.1	0.46	<0.1			<0.1
9/26/2019									
9/27/2019									
10/8/2019									
10/9/2019									
10/10/2019							0.16 (J)	1.1	
2/10/2020		<0.1	0.061 (J)						
2/11/2020	0.094 (J)								
2/12/2020				<0.1	0.4	<0.1	<0.1	<0.1	<0.1
2/13/2020									
2/14/2020									
2/17/2020									
3/17/2020									
3/18/2020		<0.1							<0.1
3/19/2020	0.11 (J)		0.064 (J)	<0.1	0.51				
3/24/2020							<0.1	<0.1	
3/25/2020						<0.1			
3/26/2020									
8/26/2020									
8/27/2020									
9/22/2020						<0.1	0.056 (J)	<0.1	
9/23/2020	0.098 (J)	<0.1	0.058 (J)		0.47				
9/24/2020				<0.1					
9/25/2020									<0.1
10/7/2020									
2/8/2021							0.055 (J)	<0.1	
2/9/2021						<0.1			

ND substitution: RL or RL/2 if <15% NDs.

Prediction Limit

Constituent: Fluoride (mg/L) Analysis Run 5/6/2026 6:30 PM View: Appendix III Interwell

Plant Yates Client: Southern Company Data: Yates AMA-R6

	YGWA-3I (bg)	YGWA-1I (bg)	YGWA-1D (bg)	YGWA-30I (bg)	YGWA-3D (bg)	YGWA-4I (bg)	YGWA-5D (bg)	YGWA-5I (bg)	YGWA-14S (bg)
2/10/2021	<0.1				0.43				<0.1
2/11/2021				<0.1					
2/12/2021		<0.1	0.068 (J)						
3/1/2021				<0.1					
3/2/2021							<0.1	<0.1	<0.1
3/3/2021	0.1	<0.1	0.078 (J)		0.44	<0.1			
3/4/2021									
8/19/2021		<0.1	0.074 (J)	<0.1	0.47				<0.1
8/20/2021									
8/25/2021									
8/26/2021						<0.1	0.061 (J)	<0.1	
8/27/2021	0.12								
9/1/2021									
9/3/2021									
9/27/2021									
2/8/2022									
2/9/2022	0.097 (J)	<0.1	0.057 (J)		0.43				
2/10/2022							0.055 (J)	<0.1	<0.1
2/11/2022				<0.1		<0.1			
8/30/2022			0.093 (J)				0.085 (J)	<0.1	
8/31/2022	0.13	0.065 (J)		0.06 (J)	0.42	0.061 (J)			0.053 (J)
9/1/2022									
2/7/2023		0.071 (J)	0.093 (J)				0.082 (J)		
2/8/2023	0.16			0.064 (J)	0.56				0.059 (J)
2/9/2023						0.067 (J)		<0.1	
2/10/2023									
8/15/2023		<0.1	0.057 (J)		0.42	<0.1	<0.1	<0.1	<0.1
8/16/2023	0.11			<0.1					
8/17/2023									
12/20/2023									
2/20/2024	0.12	<0.1	0.086 (J)	0.051 (J)	0.45	0.059 (J)	0.076 (J)	<0.1	
2/21/2024									
2/22/2024									
2/23/2024									<0.1
6/10/2024									
8/20/2024	0.12	<0.1	0.066 (J)	<0.1	0.45	<0.1	0.058 (J)	<0.1	<0.1
8/21/2024									
8/22/2024									
8/23/2024									
11/26/2024									
2/25/2025	0.14	0.06 (J)	0.094 (J)	0.062 (J)	0.45	0.061 (J)	0.082 (J)	<0.1	0.052 (J)
2/26/2025									
2/27/2025									
3/17/2025									
5/21/2025									
8/12/2025	0.094 (J)	<0.1	0.061 (J)	<0.1	0.42	<0.1	0.05 (J)	<0.1	<0.1
8/13/2025									
8/14/2025									
10/8/2025									
2/17/2026	0.092 (J)	<0.1	0.061 (J)	0.059 (J)	0.43	0.068 (J)	0.054 (J)	<0.1	0.055 (J)
2/18/2026									
2/19/2026									

ND substitution: RL or RL/2 if <15% NDs.

Prediction Limit

Constituent: Fluoride (mg/L) Analysis Run 5/6/2026 6:30 PM View: Appendix III Interwell

Plant Yates Client: Southern Company Data: Yates AMA-R6

	YGWA-18I (bg)	YGWA-18S (bg)	YGWA-20S (bg)	YGWA-17S (bg)	YGWA-21I (bg)	YGWC-23S	YGWC-24SB	YGWC-42	YGWA-47 (bg)
6/1/2016									
6/2/2016									
6/6/2016	<0.1	<0.1							
6/7/2016			<0.1	<0.1	<0.1	<0.1			
6/8/2016							<0.1		
7/25/2016									
7/26/2016									
7/27/2016	<0.1	<0.1	<0.1	<0.1					
7/28/2016					0.02 (J)	0.03 (J)			
8/1/2016							<0.1		
8/30/2016								0.02 (J)	0.09 (J)
8/31/2016									
9/1/2016									
9/2/2016									
9/13/2016									
9/14/2016									
9/15/2016									
9/16/2016		<0.1		<0.1					
9/19/2016	<0.1		<0.1		0.02 (J)				
9/20/2016						<0.1	<0.1		
11/1/2016									
11/2/2016			<0.1						
11/3/2016	<0.1	<0.1		<0.1	0.07 (J)				
11/4/2016									
11/8/2016						<0.1	0.02 (J)		
11/14/2016									0.18 (J)
11/15/2016									
11/16/2016								0.07 (J)	
11/28/2016									
12/15/2016									
1/10/2017									
1/11/2017	<0.1	<0.1		<0.1					
1/12/2017									
1/13/2017			<0.1		<0.1				
1/16/2017						<0.1			
1/17/2017							<0.1		
2/21/2017									
2/22/2017									
2/24/2017									0.05 (J)
2/27/2017								0.06 (J)	
2/28/2017									
3/1/2017	0.03 (J)	0.03 (J)							
3/2/2017				0.04 (J)					
3/3/2017									
3/6/2017			0.04 (J)		0.09 (J)				
3/7/2017									
3/8/2017							0.03 (J)		
3/9/2017						0.03 (J)			
4/26/2017	<0.1	<0.1	<0.1		0.04 (J)				
4/27/2017									
4/28/2017									
5/1/2017									

ND substitution: RL or RL/2 if <15% NDs.

Prediction Limit

Constituent: Fluoride (mg/L) Analysis Run 5/6/2026 6:30 PM View: Appendix III Interwell

Plant Yates Client: Southern Company Data: Yates AMA-R6

	YGWA-18I (bg)	YGWA-18S (bg)	YGWA-20S (bg)	YGWA-17S (bg)	YGWA-21I (bg)	YGWC-23S	YGWC-24SB	YGWC-42	YGWA-47 (bg)
5/2/2017				<0.1		<0.1	<0.1		
5/8/2017									0.03 (J)
5/9/2017									
5/10/2017								<0.1	
5/26/2017									
6/27/2017									
6/28/2017	<0.1	<0.1							
6/29/2017			0.03 (J)	0.02 (J)	0.05 (J)				
6/30/2017									
7/7/2017							<0.1		
7/10/2017						0.04 (J)			
7/11/2017								<0.1	0.07 (J)
7/13/2017									
7/17/2017									
9/22/2017									
9/29/2017									
10/3/2017					0.08 (J)				
10/4/2017		<0.1	<0.1	<0.1					
10/5/2017	<0.1						<0.1		
10/6/2017									
10/10/2017									<0.1
10/11/2017						<0.1			
10/12/2017								<0.1	
10/16/2017									
11/20/2017									
11/21/2017									
1/10/2018									
1/11/2018									
1/12/2018									
2/19/2018									
2/20/2018									
3/27/2018									
3/28/2018	<0.1	<0.1		<0.1					
3/29/2018			<0.1		<0.1				
3/30/2018						<0.1	<0.1		
4/2/2018									<0.1
4/3/2018									
4/4/2018								<0.1	
6/5/2018					0.13 (J)				
6/6/2018			<0.1						
6/7/2018	<0.1								
6/8/2018									
6/11/2018		<0.1		<0.1					
6/12/2018						<0.1	<0.1		
6/13/2018									
6/27/2018									
6/28/2018									
8/6/2018									
8/7/2018									
9/19/2018									<0.1
9/20/2018								0.041 (J)	
9/24/2018									

ND substitution: RL or RL/2 if <15% NDs.

Prediction Limit

Constituent: Fluoride (mg/L) Analysis Run 5/6/2026 6:30 PM View: Appendix III Interwell

Plant Yates Client: Southern Company Data: Yates AMA-R6

	YGWA-18I (bg)	YGWA-18S (bg)	YGWA-20S (bg)	YGWA-17S (bg)	YGWA-21I (bg)	YGWC-23S	YGWC-24SB	YGWC-42	YGWA-47 (bg)
9/25/2018	<0.1	<0.1	<0.1	<0.1	0.029 (J)				
9/26/2018							<0.1		
9/27/2018						<0.1			
10/1/2018									
10/2/2018									
2/25/2019									
2/26/2019									
2/27/2019									
3/4/2019									
3/5/2019		<0.1	<0.1	<0.1	0.32		<0.1		
3/6/2019	<0.1					<0.1			
3/26/2019									
3/27/2019								<0.1	0.081 (J)
3/28/2019									
3/29/2019									
4/1/2019									
4/2/2019				<0.1	0.12 (J)				
4/3/2019	<0.1	<0.1	<0.1						
4/4/2019						0.049 (J)	0.033 (J)		
6/12/2019									
8/19/2019									
8/20/2019									<0.1
8/21/2019									
8/22/2019								<0.1	
9/24/2019					0.15 (J)				
9/25/2019			<0.1	<0.1					
9/26/2019	<0.1	<0.1					0.098 (J)		
9/27/2019						0.12 (J)			
10/8/2019									0.034 (J)
10/9/2019								<0.1	
10/10/2019			0.099 (J)	<0.1	0.11 (J)	0.11 (J)			
2/10/2020									
2/11/2020	<0.1	<0.1		<0.1					
2/12/2020			<0.1		0.1 (J)				
2/13/2020							<0.1		
2/14/2020								<0.1	
2/17/2020						<0.1			
3/17/2020									<0.1
3/18/2020									
3/19/2020									
3/24/2020	<0.1	<0.1	<0.1	<0.1	0.081 (J)				
3/25/2020								<0.1	
3/26/2020						<0.1	<0.1		
8/26/2020									
8/27/2020									<0.1
9/22/2020									<0.1
9/23/2020	<0.1	<0.1		<0.1			<0.1		
9/24/2020			<0.1		0.079 (J)	<0.1		<0.1	
9/25/2020									
10/7/2020									
2/8/2021									
2/9/2021	<0.1	<0.1	<0.1	<0.1	0.092 (J)	<0.1	<0.1		

ND substitution: RL or RL/2 if <15% NDs.

Prediction Limit

Constituent: Fluoride (mg/L) Analysis Run 5/6/2026 6:30 PM View: Appendix III Interwell

Plant Yates Client: Southern Company Data: Yates AMA-R6

	YGWA-18I (bg)	YGWA-18S (bg)	YGWA-20S (bg)	YGWA-17S (bg)	YGWA-21I (bg)	YGWC-23S	YGWC-24SB	YGWC-42	YGWA-47 (bg)
2/10/2021								<0.1	
2/11/2021									
2/12/2021									
3/1/2021									<0.1
3/2/2021									
3/3/2021	<0.1	<0.1	<0.1	<0.1			<0.1		
3/4/2021					0.091 (J)	<0.1		<0.1	
8/19/2021									<0.1
8/20/2021									
8/25/2021						<0.1		<0.1	
8/26/2021		<0.1							
8/27/2021	<0.1		<0.1	<0.1					
9/1/2021					0.11		<0.1		
9/3/2021									
9/27/2021									
2/8/2022									<0.1
2/9/2022	<0.1	<0.1	<0.1	<0.1	0.1				
2/10/2022						<0.1	<0.1	<0.1	
2/11/2022									
8/30/2022	<0.1	<0.1		<0.1	0.1				
8/31/2022			<0.1						0.065 (J)
9/1/2022						0.057 (J)		0.053 (J)	
2/7/2023	<0.1	<0.1	<0.1	<0.1	0.1				
2/8/2023						<0.1		0.08 (J)	0.077 (J)
2/9/2023									
2/10/2023							0.051 (J)		
8/15/2023	<0.1	<0.1	<0.1	<0.1	0.061 (J)				<0.1
8/16/2023						<0.1	<0.1	<0.1	
8/17/2023									
12/20/2023									
2/20/2024	<0.1		<0.1	<0.1	0.083 (J)				0.073 (J)
2/21/2024						<0.1			
2/22/2024								<0.1	
2/23/2024		<0.1					<0.1		
6/10/2024									
8/20/2024	<0.1		<0.1	<0.1	0.062 (J)				<0.1
8/21/2024		0.051 (J)				<0.1			
8/22/2024							<0.1	<0.1	
8/23/2024									
11/26/2024									
2/25/2025	<0.1	<0.1	<0.1	<0.1	0.088 (J)				0.069 (J)
2/26/2025								<0.1	
2/27/2025						<0.1			
3/17/2025							<0.1		
5/21/2025									
8/12/2025	<0.1	<0.1	<0.1	<0.1	0.059 (J)				<0.1
8/13/2025						<0.1		<0.1	
8/14/2025							<0.1		
10/8/2025									
2/17/2026	<0.1	<0.1	<0.1	<0.1	0.096 (J)				0.07 (J)
2/18/2026							<0.1		
2/19/2026						<0.1		0.052 (J)	

ND substitution: RL or RL/2 if <15% NDs.

Prediction Limit

Constituent: Fluoride (mg/L) Analysis Run 5/6/2026 6:30 PM View: Appendix III Interwell

Plant Yates Client: Southern Company Data: Yates AMA-R6

	GWA-2 (bg)	YGWC-43	YGWC-49	YGWC-36A	YGWA-2I (bg)	YGWA-39 (bg)	YGWA-40 (bg)	YGWC-38	YGWC-41
6/1/2016									
6/2/2016									
6/6/2016									
6/7/2016									
6/8/2016									
7/25/2016									
7/26/2016									
7/27/2016									
7/28/2016									
8/1/2016									
8/30/2016									
8/31/2016	0.14 (J)	0.12 (J)							
9/1/2016			0.09 (J)						
9/2/2016				0.05 (J)					
9/13/2016									
9/14/2016					0.08 (J)				
9/15/2016									
9/16/2016									
9/19/2016									
9/20/2016									
11/1/2016									
11/2/2016									
11/3/2016									
11/4/2016					0.12 (J)				
11/8/2016									
11/14/2016				0.18 (J)					
11/15/2016			0.16 (J)						
11/16/2016		0.2 (J)							
11/28/2016	0.12 (J)								
12/15/2016					0.06 (J)				
1/10/2017									
1/11/2017									
1/12/2017									
1/13/2017									
1/16/2017					0.1 (J)				
1/17/2017									
2/21/2017									
2/22/2017	0.09 (J)								
2/24/2017		0.21 (J)							
2/27/2017			0.06 (J)						
2/28/2017				0.09 (J)					
3/1/2017									
3/2/2017									
3/3/2017					0.11 (J)				
3/6/2017									
3/7/2017									
3/8/2017									
3/9/2017									
4/26/2017									
4/27/2017									
4/28/2017					0.06 (J)				
5/1/2017									

Prediction Limit

Constituent: Fluoride (mg/L) Analysis Run 5/6/2026 6:30 PM View: Appendix III Interwell

Plant Yates Client: Southern Company Data: Yates AMA-R6

	GWA-2 (bg)	YGWC-43	YGWC-49	YGWC-36A	YGWA-2I (bg)	YGWA-39 (bg)	YGWA-40 (bg)	YGWC-38	YGWC-41
5/2/2017									
5/8/2017	0.05 (J)								
5/9/2017			0.05 (J)	0.009 (J)					
5/10/2017		0.04 (J)							
5/26/2017					0.09 (J)				
6/27/2017									
6/28/2017					0.11 (J)				
6/29/2017									
6/30/2017									
7/7/2017									
7/10/2017									
7/11/2017		0.2 (J)							
7/13/2017			<0.1	<0.1					
7/17/2017	0.14 (J)								
9/22/2017				0.09 (J)					
9/29/2017				<0.1					
10/3/2017					0.12 (J)				
10/4/2017									
10/5/2017									
10/6/2017				<0.1					
10/10/2017									
10/11/2017			0.14 (J)	0.14 (J)		<0.1			
10/12/2017		0.1 (J)					<0.1	<0.1	<0.1
10/16/2017	0.12 (J)								
11/20/2017						<0.1	<0.1	0.2 (J)	
11/21/2017									<0.1
1/10/2018							<0.1		
1/11/2018						<0.1			<0.1
1/12/2018								0.21 (J)	
2/19/2018	<0.1						<0.1		<0.1
2/20/2018						<0.1		<0.1	
3/27/2018									
3/28/2018					0.31				
3/29/2018									
3/30/2018				<0.1					
4/2/2018									
4/3/2018						<0.1	<0.1	0.41	<0.1
4/4/2018		<0.1	<0.1						
6/5/2018									
6/6/2018									
6/7/2018					0.11 (J)				
6/8/2018									
6/11/2018									
6/12/2018									
6/13/2018				<0.1					
6/27/2018									<0.1
6/28/2018						<0.1	<0.1	0.43	
8/6/2018	0.087 (J)								
8/7/2018						0.048 (J)	<0.1	<0.1	0.11 (J)
9/19/2018									
9/20/2018		<0.1	<0.1						
9/24/2018						<0.1	<0.1	0.034 (J)	<0.1

ND substitution: RL or RL/2 if <15% NDs.

Prediction Limit

Constituent: Fluoride (mg/L) Analysis Run 5/6/2026 6:30 PM View: Appendix III Interwell

Plant Yates Client: Southern Company Data: Yates AMA-R6

	GWA-2 (bg)	YGWC-43	YGWC-49	YGWC-36A	YGWA-2I (bg)	YGWA-39 (bg)	YGWA-40 (bg)	YGWC-38	YGWC-41
9/25/2018									
9/26/2018				<0.1					
9/27/2018									
10/1/2018					<0.1				
10/2/2018									
2/25/2019	0.14 (J)								
2/26/2019									
2/27/2019					0.12 (J)				
3/4/2019									
3/5/2019									
3/6/2019				<0.1					
3/26/2019							<0.1		
3/27/2019						<0.1		0.24 (J)	
3/28/2019		0.078 (J)	<0.1						0.1 (J)
3/29/2019					0.13 (J)				
4/1/2019									
4/2/2019									
4/3/2019									
4/4/2019				0.043 (J)					
6/12/2019	0.12 (J)								
8/19/2019	<0.1								
8/20/2019									
8/21/2019		0.062 (J)				<0.1	<0.1		
8/22/2019								<0.1	<0.1
9/24/2019					0.081 (J)				
9/25/2019									
9/26/2019			0.09 (J)	0.094 (J)					
9/27/2019									
10/8/2019	0.052 (J)								
10/9/2019		<0.1				<0.1	<0.1	<0.1	<0.1
10/10/2019			0.09 (J)						
2/10/2020									
2/11/2020					0.075 (J)				
2/12/2020						<0.1	<0.1		
2/13/2020									
2/14/2020				<0.1				<0.1	<0.1
2/17/2020		0.15 (J)	<0.1						
3/17/2020	0.053 (J)								
3/18/2020									
3/19/2020					0.093 (J)				
3/24/2020							<0.1		
3/25/2020		0.073 (J)	<0.1	<0.1		<0.1		<0.1	<0.1
3/26/2020									
8/26/2020	0.068 (J)								
8/27/2020									
9/22/2020	0.058 (J)								
9/23/2020					0.08 (J)				
9/24/2020			<0.1			<0.1	<0.1		
9/25/2020		<0.1						<0.1	<0.1
10/7/2020				<0.1					
2/8/2021									
2/9/2021		0.058 (J)	<0.1					<0.1	

ND substitution: RL or RL/2 if <15% NDs.

Prediction Limit

Constituent: Fluoride (mg/L) Analysis Run 5/6/2026 6:30 PM View: Appendix III Interwell

Plant Yates Client: Southern Company Data: Yates AMA-R6

	GWA-2 (bg)	YGWC-43	YGWC-49	YGWC-36A	YGWA-2I (bg)	YGWA-39 (bg)	YGWA-40 (bg)	YGWC-38	YGWC-41
2/10/2021				<0.1	0.094 (J)	<0.1	<0.1		<0.1
2/11/2021									
2/12/2021									
3/1/2021									
3/2/2021	0.073 (J)								
3/3/2021					0.085 (J)				
3/4/2021		0.063 (J)	<0.1	<0.1		<0.1	<0.1	<0.1	<0.1
8/19/2021									
8/20/2021	0.06 (J)								
8/25/2021									
8/26/2021						0.063 (J)		<0.1	<0.1
8/27/2021					0.12				
9/1/2021			<0.1						
9/3/2021				<0.1			<0.1		
9/27/2021		0.1							
2/8/2022	0.064 (J)	0.066 (J)	<0.1			0.052 (J)	<0.1		<0.1
2/9/2022					0.094 (J)				
2/10/2022								<0.1	
2/11/2022				<0.1					
8/30/2022	0.086 (J)				0.12				
8/31/2022			<0.1			0.065 (J)	0.05 (J)		
9/1/2022		0.091 (J)		<0.1				<0.1	<0.1
2/7/2023	0.095 (J)				0.12	0.076 (J)			
2/8/2023		0.11					<0.1	<0.1	<0.1
2/9/2023			<0.1	<0.1					
2/10/2023									
8/15/2023	0.065 (J)				0.081 (J)	<0.1	<0.1		
8/16/2023		0.062 (J)	<0.1	<0.1				<0.1	<0.1
8/17/2023									
12/20/2023									
2/20/2024	0.094 (J)				0.1	0.063 (J)	<0.1		
2/21/2024			<0.1						
2/22/2024		0.091 (J)						<0.1	<0.1
2/23/2024				<0.1					
6/10/2024									
8/20/2024					0.085 (J)				
8/21/2024						0.083 (J)	0.06 (J)		
8/22/2024		0.05 (J)	<0.1	<0.1					
8/23/2024								<0.1	<0.1
11/26/2024									
2/25/2025					0.12	0.078 (J)	0.053 (J)		
2/26/2025			<0.1	<0.1				<0.1	<0.1
2/27/2025		<0.1							
3/17/2025									
5/21/2025									
8/12/2025				<0.1	0.086 (J)	<0.1	<0.1		
8/13/2025									<0.1
8/14/2025		0.075 (J)	<0.1					<0.1	
10/8/2025									
2/17/2026					0.084 (J)	<0.1	<0.1		
2/18/2026		0.082 (J)		<0.1				0.062 (J)	
2/19/2026			<0.1						<0.1

ND substitution: RL or RL/2 if <15% NDs.

Prediction Limit

Constituent: Fluoride (mg/L) Analysis Run 5/6/2026 6:30 PM View: Appendix III Interwell

Plant Yates Client: Southern Company Data: Yates AMA-R6

	YGWC-50
6/1/2016	
6/2/2016	
6/6/2016	
6/7/2016	
6/8/2016	
7/25/2016	
7/26/2016	
7/27/2016	
7/28/2016	
8/1/2016	
8/30/2016	
8/31/2016	
9/1/2016	
9/2/2016	
9/13/2016	
9/14/2016	
9/15/2016	
9/16/2016	
9/19/2016	
9/20/2016	
11/1/2016	
11/2/2016	
11/3/2016	
11/4/2016	
11/8/2016	
11/14/2016	
11/15/2016	
11/16/2016	
11/28/2016	
12/15/2016	
1/10/2017	
1/11/2017	
1/12/2017	
1/13/2017	
1/16/2017	
1/17/2017	
2/21/2017	
2/22/2017	
2/24/2017	
2/27/2017	
2/28/2017	
3/1/2017	
3/2/2017	
3/3/2017	
3/6/2017	
3/7/2017	
3/8/2017	
3/9/2017	
4/26/2017	
4/27/2017	
4/28/2017	
5/1/2017	

Prediction Limit

Constituent: Fluoride (mg/L) Analysis Run 5/6/2026 6:30 PM View: Appendix III Interwell

Plant Yates Client: Southern Company Data: Yates AMA-R6

	YGWC-50
5/2/2017	
5/8/2017	
5/9/2017	
5/10/2017	
5/26/2017	
6/27/2017	
6/28/2017	
6/29/2017	
6/30/2017	
7/7/2017	
7/10/2017	
7/11/2017	
7/13/2017	
7/17/2017	
9/22/2017	
9/29/2017	
10/3/2017	
10/4/2017	
10/5/2017	
10/6/2017	
10/10/2017	
10/11/2017	
10/12/2017	
10/16/2017	
11/20/2017	
11/21/2017	
1/10/2018	
1/11/2018	
1/12/2018	
2/19/2018	
2/20/2018	
3/27/2018	
3/28/2018	
3/29/2018	
3/30/2018	
4/2/2018	
4/3/2018	
4/4/2018	
6/5/2018	
6/6/2018	
6/7/2018	
6/8/2018	
6/11/2018	
6/12/2018	
6/13/2018	
6/27/2018	
6/28/2018	
8/6/2018	
8/7/2018	
9/19/2018	
9/20/2018	
9/24/2018	

Prediction Limit

Constituent: Fluoride (mg/L) Analysis Run 5/6/2026 6:30 PM View: Appendix III Interwell

Plant Yates Client: Southern Company Data: Yates AMA-R6

	YGWC-50
9/25/2018	
9/26/2018	
9/27/2018	
10/1/2018	
10/2/2018	
2/25/2019	
2/26/2019	
2/27/2019	
3/4/2019	
3/5/2019	
3/6/2019	
3/26/2019	
3/27/2019	
3/28/2019	
3/29/2019	
4/1/2019	
4/2/2019	
4/3/2019	
4/4/2019	
6/12/2019	
8/19/2019	
8/20/2019	
8/21/2019	
8/22/2019	
9/24/2019	
9/25/2019	
9/26/2019	
9/27/2019	
10/8/2019	
10/9/2019	
10/10/2019	
2/10/2020	
2/11/2020	
2/12/2020	
2/13/2020	
2/14/2020	
2/17/2020	
3/17/2020	
3/18/2020	
3/19/2020	
3/24/2020	
3/25/2020	
3/26/2020	
8/26/2020	
8/27/2020	
9/22/2020	
9/23/2020	
9/24/2020	
9/25/2020	
10/7/2020	
2/8/2021	
2/9/2021	

Prediction Limit

Constituent: Fluoride (mg/L) Analysis Run 5/6/2026 6:30 PM View: Appendix III Interwell

Plant Yates Client: Southern Company Data: Yates AMA-R6

	YGWC-50
2/10/2021	
2/11/2021	
2/12/2021	
3/1/2021	
3/2/2021	
3/3/2021	
3/4/2021	
8/19/2021	
8/20/2021	
8/25/2021	
8/26/2021	
8/27/2021	
9/1/2021	
9/3/2021	
9/27/2021	
2/8/2022	
2/9/2022	
2/10/2022	
2/11/2022	
8/30/2022	
8/31/2022	
9/1/2022	
2/7/2023	
2/8/2023	
2/9/2023	
2/10/2023	
8/15/2023	
8/16/2023	
8/17/2023	0.12
12/20/2023	0.14
2/20/2024	
2/21/2024	
2/22/2024	0.14
2/23/2024	
6/10/2024	0.11
8/20/2024	
8/21/2024	
8/22/2024	
8/23/2024	0.085 (J)
11/26/2024	0.15
2/25/2025	
2/26/2025	0.077 (J)
2/27/2025	
3/17/2025	
5/21/2025	0.07 (J)
8/12/2025	
8/13/2025	
8/14/2025	
10/8/2025	0.12
2/17/2026	
2/18/2026	
2/19/2026	0.083 (J)

Prediction Limit

Constituent: pH, Field (SU) Analysis Run 5/6/2026 6:30 PM View: Appendix III Interwell

Plant Yates Client: Southern Company Data: Yates AMA-R6

	GWA-2 (bg)	YGWA-3I (bg)	YGWA-1D (bg)	YGWA-1I (bg)	YGWA-30I (bg)	YGWA-5D (bg)	YGWA-14S (bg)	YGWA-5I (bg)	YGWA-3D (bg)
8/27/2008	6.53								
3/3/2009	6.35								
11/18/2009	6.47								
3/3/2010	6.53								
3/10/2011	5.83								
9/8/2011	5.69								
3/5/2012	6.27								
9/10/2012	6.23								
2/6/2013	7.56								
8/12/2013	6.68								
2/5/2014	6.32								
8/3/2015	6.13								
2/16/2016	5.64								
6/1/2016		7.72	7.46	6.33					
6/2/2016					5.75	7.67	5.46	5.75	7.84
6/6/2016									
6/7/2016									
6/8/2016									
7/25/2016		7.74		6.21	5.82				
7/26/2016			7.43			7.66	5.45	5.72	7.88
7/27/2016									
7/28/2016									
8/1/2016									
8/30/2016									
8/31/2016	6.32								
9/1/2016									
9/2/2016									
9/13/2016			7.44	6.16					
9/14/2016		7.65				7.6		5.74	
9/15/2016							5.45		7.74
9/16/2016									
9/19/2016					5.78				
9/20/2016									
11/1/2016		7.7	7.24		5.62				7.75
11/2/2016						7.35	5.41		
11/3/2016									
11/4/2016				6.29				5.61	
11/8/2016									
11/14/2016									
11/15/2016									
11/16/2016									
11/28/2016	6.23								
12/15/2016									
1/10/2017							5.37		
1/11/2017		7.53	7.3						7.66
1/12/2017						7.49		5.71	
1/13/2017									
1/16/2017				6.29	5.72				
1/17/2017									
2/21/2017					5.67				
2/22/2017	6.21								
2/24/2017									

Prediction Limit

Constituent: pH, Field (SU) Analysis Run 5/6/2026 6:30 PM View: Appendix III Interwell

Plant Yates Client: Southern Company Data: Yates AMA-R6

	GWA-2 (bg)	YGWA-3I (bg)	YGWA-1D (bg)	YGWA-1I (bg)	YGWA-30I (bg)	YGWA-5D (bg)	YGWA-14S (bg)	YGWA-5I (bg)	YGWA-3D (bg)
2/27/2017									
2/28/2017									
3/1/2017		7.42							
3/2/2017			7.23	6.28					7.68
3/3/2017									
3/6/2017									
3/7/2017						7.43		5.66	
3/8/2017							5.41		
3/9/2017									
4/26/2017		7.4			5.56		5.02		7.45
4/27/2017			6.99	6.09					
4/28/2017									
5/1/2017						7.22			
5/2/2017								5.65	
5/8/2017	6.12								
5/9/2017									
5/10/2017									
5/26/2017									
6/27/2017			6.87	6.21		7.32		5.7	
6/28/2017		7.5							7.65
6/29/2017									
6/30/2017					5.72		5.39		
7/7/2017									
7/10/2017									
7/11/2017									
7/13/2017									
7/17/2017	6.03								
9/22/2017									
9/29/2017									
10/3/2017			6.81	5.98		7.48		5.79	
10/4/2017		7.45			5.87				7.49
10/5/2017							5.49		
10/6/2017									
10/10/2017									
10/11/2017									
10/12/2017									
10/16/2017	6.12								
11/20/2017									
11/21/2017									
1/10/2018									
1/11/2018									
1/12/2018									
2/19/2018	6.13								
2/20/2018									
3/27/2018				6.25	5.83		5.47		
3/28/2018		7.74							7.91
3/29/2018			7.38			7.02		5.63	
3/30/2018									
4/2/2018									
4/3/2018									
4/4/2018									
6/5/2018			7.16						

Prediction Limit

Constituent: pH, Field (SU) Analysis Run 5/6/2026 6:30 PM View: Appendix III Interwell

Plant Yates Client: Southern Company Data: Yates AMA-R6

	GWA-2 (bg)	YGWA-3I (bg)	YGWA-1D (bg)	YGWA-1I (bg)	YGWA-30I (bg)	YGWA-5D (bg)	YGWA-14S (bg)	YGWA-5I (bg)	YGWA-3D (bg)
6/6/2018				6.17		7.43			
6/7/2018								5.63	7.69
6/8/2018		7.64					5.45		
6/11/2018					5.69				
6/12/2018									
6/13/2018									
6/27/2018									
6/28/2018									
8/6/2018	6.01								
8/7/2018									
9/19/2018									
9/20/2018									
9/24/2018									
9/25/2018									
9/26/2018						7.13		5.63	
9/27/2018									
10/1/2018		7.47	6.8	5.9			5.39		7.39
10/2/2018					5.39				
2/25/2019	6.51								
2/26/2019					5.77		5.46		
2/27/2019		7.54	6.84	5.8					7.55
3/4/2019						7.46		5.75	
3/5/2019									
3/6/2019									
3/26/2019									
3/27/2019									
3/28/2019			6.99	6.15					
3/29/2019							5.34		
4/1/2019		7.74			5.62				7.87
4/2/2019									
4/3/2019						7.11		5.63	
4/4/2019									
6/12/2019	6.3								
8/19/2019	6.23								
8/20/2019									
8/21/2019									
8/22/2019									
9/24/2019			7.07	6.23		6.93		5.6	
9/25/2019		7.47			5.69		5.19		7.64
9/26/2019									
9/27/2019									
10/8/2019	6.28								
10/9/2019									
2/10/2020			7.2	6.1					
2/11/2020		7.09							
2/12/2020					5.8	7.52	5.48	5.83	7.83
2/13/2020									
2/14/2020									
2/17/2020									
3/17/2020	6.14								
3/18/2020				6.19			5.38		
3/19/2020		7.31	7.03		6				7.65

Prediction Limit

Constituent: pH, Field (SU) Analysis Run 5/6/2026 6:30 PM View: Appendix III Interwell

Plant Yates Client: Southern Company Data: Yates AMA-R6

	GWA-2 (bg)	YGWA-3I (bg)	YGWA-1D (bg)	YGWA-1I (bg)	YGWA-30I (bg)	YGWA-5D (bg)	YGWA-14S (bg)	YGWA-5I (bg)	YGWA-3D (bg)
3/24/2020						7.34		5.81	
3/25/2020									
3/26/2020									
5/6/2020	6.24								
8/26/2020	5.67								
8/27/2020									
9/22/2020	5.78					7.19		5.99	
9/23/2020		7.37	7.15	6.01					7.57
9/24/2020					5.67				
9/25/2020							5.44		
10/7/2020									
2/8/2021						7.66		5.67	
2/9/2021									
2/10/2021		7.58					5.35		7.81
2/11/2021					5.73				
2/12/2021			7.14	6.21					
3/1/2021					5.78				
3/2/2021	5.42					7.15	5.49	5.63	
3/3/2021		8.13	7.2	5.38					8.39
3/4/2021									
8/19/2021			6.32	6.38	5.43		7.32		5.34
8/20/2021	5.86								
8/25/2021									
8/26/2021						7.16		5.51	
8/27/2021		7.39							
9/1/2021									
9/3/2021									
9/27/2021									
2/8/2022	5.83								
2/9/2022		7.66	7.12	6.24					7.97
2/10/2022						6.99	4.5	5.14	
2/11/2022					5.59				
8/30/2022	5.39		7.2			7.4		5	
8/31/2022		7.49		5.64	5.87		5.15		7.65
9/1/2022									
2/7/2023	5.94		7.86	6.53		6.64			
2/8/2023		7.73			6.43		5.39		7.88
2/9/2023								5.9	
2/10/2023									
8/15/2023	5.3		6.98	5.88		7.34	5.03	5.58	7.69
8/16/2023		7.39			5.55				
8/17/2023									
12/20/2023									
2/20/2024	6.07	7.59	7.06	6.42	5.81	7.56		5.78	7.81
2/21/2024									
2/22/2024									
2/23/2024							5.39		
6/10/2024									
8/20/2024		7.45	7.18	5.77	6.07	7.3	5.49	5.58	7.59
8/21/2024									
8/22/2024									
8/23/2024									

Prediction Limit

Constituent: pH, Field (SU) Analysis Run 5/6/2026 6:30 PM View: Appendix III Interwell

Plant Yates Client: Southern Company Data: Yates AMA-R6

	GWA-2 (bg)	YGWA-3I (bg)	YGWA-1D (bg)	YGWA-1I (bg)	YGWA-30I (bg)	YGWA-5D (bg)	YGWA-14S (bg)	YGWA-5I (bg)	YGWA-3D (bg)
2/25/2025		7.55	7.18	6.02	5.45	7.4	5.16	5.77	7.79
2/26/2025									
2/27/2025									
3/17/2025									
8/12/2025		7.46	7.02	6.17	5.68	7.4	5.34	5.39	7.64
8/13/2025									
8/14/2025									
10/8/2025									
2/17/2026		7.63	7.03	6.07	5.64	7.5	5.54	5.68	9.84 (o)
2/18/2026									
2/19/2026									

Prediction Limit

Constituent: pH, Field (SU) Analysis Run 5/6/2026 6:30 PM View: Appendix III Interwell

Plant Yates Client: Southern Company Data: Yates AMA-R6

	YGWA-4I (bg)	YGWA-18S (bg)	YGWA-18I (bg)	YGWC-23S	YGWA-20S (bg)	YGWA-17S (bg)	YGWA-21I (bg)	YGWC-24SB	YGWC-42
8/27/2008									
3/3/2009									
11/18/2009									
3/3/2010									
3/10/2011									
9/8/2011									
3/5/2012									
9/10/2012									
2/6/2013									
8/12/2013									
2/5/2014									
8/3/2015									
2/16/2016									
6/1/2016									
6/2/2016	6.36								
6/6/2016		5.71	6.17						
6/7/2016				5.57	5.77	5.62	6.1		
6/8/2016								5.65	
7/25/2016									
7/26/2016	6.22								
7/27/2016		5.46	6.14		5.79	5.59			
7/28/2016				5.6			6.12		
8/1/2016								5.47	
8/30/2016									5.64
8/31/2016									
9/1/2016									
9/2/2016									
9/13/2016									
9/14/2016	6.23								
9/15/2016									
9/16/2016						5.58			
9/19/2016		5.59	6.04		5.73		6.12		
9/20/2016				5.53				5.61	
11/1/2016									
11/2/2016	6.08				5.67				
11/3/2016		5.39	5.97			5.59	6.07		
11/4/2016									
11/8/2016				5.53				5.55	
11/14/2016									
11/15/2016									
11/16/2016									6.21
11/28/2016									
12/15/2016									
1/10/2017									
1/11/2017		5.48	6.05			5.59			
1/12/2017									
1/13/2017	6.19				5.79		6.41		
1/16/2017				5.59					
1/17/2017								5.53	
2/21/2017									
2/22/2017									
2/24/2017									

Prediction Limit

Constituent: pH, Field (SU) Analysis Run 5/6/2026 6:30 PM View: Appendix III Interwell

Plant Yates Client: Southern Company Data: Yates AMA-R6

	YGWA-4I (bg)	YGWA-18S (bg)	YGWA-18I (bg)	YGWC-23S	YGWA-20S (bg)	YGWA-17S (bg)	YGWA-21I (bg)	YGWC-24SB	YGWC-42
2/27/2017									6.09
2/28/2017									
3/1/2017		5.41	5.94						
3/2/2017						5.54			
3/3/2017									
3/6/2017	6.2				5.63		6.34		
3/7/2017									
3/8/2017								5.62	
3/9/2017				5.56					
4/26/2017		5.4	5.99		5.66		6.32		
4/27/2017									
4/28/2017									
5/1/2017	6.21								
5/2/2017				5.61		5.47		5.46	
5/8/2017									
5/9/2017									
5/10/2017									5.79
5/26/2017									
6/27/2017									
6/28/2017		5.36	6						
6/29/2017	6.21				5.85	5.56	6.47		
6/30/2017									
7/7/2017								5.81	
7/10/2017				5.68					
7/11/2017									5.45
7/13/2017									
7/17/2017									
9/22/2017									
9/29/2017									
10/3/2017							6.56		
10/4/2017		5.32			5.83	5.57			
10/5/2017	6.16		6.11					5.45 (D)	
10/6/2017									
10/10/2017									
10/11/2017				5.46					
10/12/2017									5.48
10/16/2017									
11/20/2017									
11/21/2017									
1/10/2018									
1/11/2018									
1/12/2018									
2/19/2018									
2/20/2018									
3/27/2018									
3/28/2018		5.34	6.1			5.59			
3/29/2018	6.09				5.93		6.75		
3/30/2018				5.73				5.64 (D)	
4/2/2018									
4/3/2018									
4/4/2018									5.93
6/5/2018							6.09		

Prediction Limit

Constituent: pH, Field (SU) Analysis Run 5/6/2026 6:30 PM View: Appendix III Interwell

Plant Yates Client: Southern Company Data: Yates AMA-R6

	YGWA-4I (bg)	YGWA-18S (bg)	YGWA-18I (bg)	YGWC-23S	YGWA-20S (bg)	YGWA-17S (bg)	YGWA-21I (bg)	YGWC-24SB	YGWC-42
6/6/2018					5.86				
6/7/2018	6.12		5.98						
6/8/2018									
6/11/2018		5.28				5.58			
6/12/2018				5.63				5.64 (D)	
6/13/2018									
6/27/2018									
6/28/2018									
8/6/2018									
8/7/2018									
9/19/2018									
9/20/2018									5.63
9/24/2018									
9/25/2018		4.86	5.81		5.84	5.59	6.67		
9/26/2018	5.84							5.61 (D)	
9/27/2018				5.47					
10/1/2018									
10/2/2018									
2/25/2019									
2/26/2019									
2/27/2019									
3/4/2019	6.18								
3/5/2019		5.26			6.07	5.48	7.22	5.72 (D)	
3/6/2019			5.99	5.84					
3/26/2019									
3/27/2019									5.57
3/28/2019									
3/29/2019									
4/1/2019									
4/2/2019						5.74	6.94		
4/3/2019	6.43	5.47	6.29		5.71				
4/4/2019				5.64				5.66 (D)	
6/12/2019									
8/19/2019									
8/20/2019									
8/21/2019									
8/22/2019									5.61
9/24/2019							6.87		
9/25/2019	6.2				5.86	5.49			
9/26/2019		5.2	6.04					5.52 (D)	
9/27/2019				5.77					
10/8/2019									
10/9/2019									5.5
2/10/2020									
2/11/2020		5.3	6.07			5.58			
2/12/2020	6.15				6		7.13		
2/13/2020								5.69	
2/14/2020									5.8
2/17/2020				5.84					
3/17/2020									
3/18/2020									
3/19/2020									

Prediction Limit

Constituent: pH, Field (SU) Analysis Run 5/6/2026 6:30 PM View: Appendix III Interwell

Plant Yates Client: Southern Company Data: Yates AMA-R6

	YGWA-4I (bg)	YGWA-18S (bg)	YGWA-18I (bg)	YGWC-23S	YGWA-20S (bg)	YGWA-17S (bg)	YGWA-21I (bg)	YGWC-24SB	YGWC-42
3/24/2020		5.33	5.98		5.86	5.57	6.35		
3/25/2020	6.26								5.53
3/26/2020				5.69				5.51 (D)	
5/6/2020									
8/26/2020									
8/27/2020									
9/22/2020	5.8								
9/23/2020		5.29	6.01			5.58		5.64	
9/24/2020				5.51	5.8		6.7		5.55
9/25/2020									
10/7/2020									
2/8/2021									
2/9/2021	6.06	5.43	6.12	5.61	5.86	5.62	6.95	5.69	
2/10/2021									5.88
2/11/2021									
2/12/2021									
3/1/2021									
3/2/2021									
3/3/2021	6.21	5.31	5.89		5.89	5.52		5.7	
3/4/2021				5.44			6.8		5.59
8/19/2021									
8/20/2021									
8/25/2021				5.46					6.73
8/26/2021	5.82	4.4							
8/27/2021			5.4		5.57	5.27			
9/1/2021							6.65	5.22	
9/3/2021									
9/27/2021									
2/8/2022									
2/9/2022		5.28	5.98		5.91	5.53	6.84		
2/10/2022				5.51				4.66 (D)	5.57
2/11/2022	5.95								
8/30/2022		5.18	5.89			4.68	6.58		
8/31/2022	5.5				5.38				
9/1/2022				5.27					5.49
2/7/2023		5.03	6		5.63	5.47	6.82		
2/8/2023				5.33					5.48
2/9/2023	6.23								
2/10/2023								5.67	
8/15/2023	5.99	5.2	5.82		7	5.54	6.84		
8/16/2023				5.36				5.89	5.53
8/17/2023									
12/20/2023									
2/20/2024	6.21		6.11		5.99	5.64	6.78		
2/21/2024				5.43					
2/22/2024									5.61
2/23/2024		5.3						5.62	
6/10/2024									
8/20/2024	6.03		5.74		6	5.45	6.6		
8/21/2024		5.29		5.4					
8/22/2024								5.16	5.52
8/23/2024									

Prediction Limit

Constituent: pH, Field (SU) Analysis Run 5/6/2026 6:30 PM View: Appendix III Interwell

Plant Yates Client: Southern Company Data: Yates AMA-R6

	YGWA-4I (bg)	YGWA-18S (bg)	YGWA-18I (bg)	YGWC-23S	YGWA-20S (bg)	YGWA-17S (bg)	YGWA-21I (bg)	YGWC-24SB	YGWC-42
2/25/2025	5.98	6.26	6		6.07	5.59	6.55		
2/26/2025									5.42
2/27/2025				5.5					
3/17/2025								5.65	
8/12/2025	6.02	5.21	6.01		5.57	5.36	6.71		
8/13/2025				5.62					5.45
8/14/2025								5.42	
10/8/2025									
2/17/2026	6.11	7.38	7.17		5.77	7.52	6.69		
2/18/2026								5.55	
2/19/2026				6.14					5.51

Prediction Limit

Constituent: pH, Field (SU) Analysis Run 5/6/2026 6:30 PM View: Appendix III Interwell

Plant Yates Client: Southern Company Data: Yates AMA-R6

	YGWA-47 (bg)	YGWC-43	YGWC-49	YGWC-36A	YGWA-2I (bg)	YGWA-39 (bg)	YGWC-41	YGWC-38	YGWA-40 (bg)
8/27/2008									
3/3/2009									
11/18/2009									
3/3/2010									
3/10/2011									
9/8/2011									
3/5/2012									
9/10/2012									
2/6/2013									
8/12/2013									
2/5/2014									
8/3/2015									
2/16/2016									
6/1/2016									
6/2/2016									
6/6/2016									
6/7/2016									
6/8/2016									
7/25/2016									
7/26/2016									
7/27/2016									
7/28/2016									
8/1/2016									
8/30/2016	5.75								
8/31/2016		7.27							
9/1/2016			5.78						
9/2/2016				5.84					
9/13/2016					7.41				
9/14/2016									
9/15/2016									
9/16/2016									
9/19/2016									
9/20/2016									
11/1/2016									
11/2/2016									
11/3/2016									
11/4/2016					7.12				
11/8/2016									
11/14/2016	5.59			6.28					
11/15/2016			5.81						
11/16/2016		6.79							
11/28/2016									
12/15/2016					7.24				
1/10/2017									
1/11/2017									
1/12/2017									
1/13/2017									
1/16/2017					7.24				
1/17/2017									
2/21/2017									
2/22/2017									
2/24/2017	5.49	6.39							

Prediction Limit

Constituent: pH, Field (SU) Analysis Run 5/6/2026 6:30 PM View: Appendix III Interwell

Plant Yates Client: Southern Company Data: Yates AMA-R6

	YGWA-47 (bg)	YGWC-43	YGWC-49	YGWC-36A	YGWA-2I (bg)	YGWA-39 (bg)	YGWC-41	YGWC-38	YGWA-40 (bg)
2/27/2017			5.68						
2/28/2017				5.99					
3/1/2017									
3/2/2017									
3/3/2017					7.22				
3/6/2017									
3/7/2017									
3/8/2017									
3/9/2017									
4/26/2017									
4/27/2017									
4/28/2017					7.21				
5/1/2017									
5/2/2017									
5/8/2017	5.58								
5/9/2017			6.18	6.3					
5/10/2017		6.5							
5/26/2017					7.13				
6/27/2017									
6/28/2017					7.06				
6/29/2017									
6/30/2017									
7/7/2017									
7/10/2017									
7/11/2017	5.58	6.32							
7/13/2017			5.6	5.57					
7/17/2017									
9/22/2017				5.5					
9/29/2017				5.58					
10/3/2017					6.99				
10/4/2017									
10/5/2017									
10/6/2017				5.51					
10/10/2017	5.49								
10/11/2017			5.61	5.47		6.4			
10/12/2017		5.97					4.94	4.85	5.43
10/16/2017									
11/20/2017						6.33		4.87	5.1
11/21/2017							4.69		
1/10/2018									4.97
1/11/2018						6.29	4.73		
1/12/2018								4.78	
2/19/2018							4.96		5.6
2/20/2018						7.22		5.1	
3/27/2018									
3/28/2018					7.3				
3/29/2018									
3/30/2018				5.51					
4/2/2018	6.3								
4/3/2018						6.87	5.31	4.76	5.84
4/4/2018		6.41	5.98						
6/5/2018									

Prediction Limit

Constituent: pH, Field (SU) Analysis Run 5/6/2026 6:30 PM View: Appendix III Interwell

Plant Yates Client: Southern Company Data: Yates AMA-R6

	YGWA-47 (bg)	YGWC-43	YGWC-49	YGWC-36A	YGWA-2I (bg)	YGWA-39 (bg)	YGWC-41	YGWC-38	YGWA-40 (bg)
6/6/2018									
6/7/2018					7.29				
6/8/2018									
6/11/2018									
6/12/2018									
6/13/2018				5.5					
6/27/2018							4.78		
6/28/2018						6.18		4.75	5.24
8/6/2018									
8/7/2018						6.08	4.77	4.72	5.18
9/19/2018	5.48								
9/20/2018		5.69	5.67						
9/24/2018						5.81	4.78	4.67	5.14
9/25/2018									
9/26/2018				5.53					
9/27/2018									
10/1/2018					7.07				
10/2/2018									
2/25/2019									
2/26/2019									
2/27/2019					7.27				
3/4/2019									
3/5/2019									
3/6/2019				5.21					
3/26/2019									5.3
3/27/2019	5.83					5.84		4.79	
3/28/2019		5.96	5.86				5		
3/29/2019					7.06				
4/1/2019									
4/2/2019									
4/3/2019									
4/4/2019				5.74					
6/12/2019									
8/19/2019									
8/20/2019	5.58								
8/21/2019		5.84				5.96			5.26
8/22/2019							4.89	4.81	
9/24/2019					7.01				
9/25/2019									
9/26/2019			5.6	5.51					
9/27/2019									
10/8/2019	5.59								
10/9/2019		5.78				5.81	4.86	4.8	5.22
2/10/2020									
2/11/2020					7.38				
2/12/2020						5.97			5.3
2/13/2020									
2/14/2020				5.71			4.84	4.84	
2/17/2020		5.93	5.82						
3/17/2020	5.57								
3/18/2020									
3/19/2020					7.22				

Prediction Limit

Constituent: pH, Field (SU) Analysis Run 5/6/2026 6:30 PM View: Appendix III Interwell

Plant Yates Client: Southern Company Data: Yates AMA-R6

	YGWA-47 (bg)	YGWC-43	YGWC-49	YGWC-36A	YGWA-2I (bg)	YGWA-39 (bg)	YGWC-41	YGWC-38	YGWA-40 (bg)
3/24/2020									5.29
3/25/2020		5.79	5.69	5.49		5.78	4.87	4.89	
3/26/2020									
5/6/2020									
8/26/2020									
8/27/2020	4.88								
9/22/2020	5.46								
9/23/2020					7.22				
9/24/2020			5.62			5.7			5.43
9/25/2020		5.75					4.95	4.9	
10/7/2020				5.86					
2/8/2021									
2/9/2021		5.86	5.79					5.04	
2/10/2021				6.31	7.29	5.8	4.98		5.19
2/11/2021									
2/12/2021									
3/1/2021	5.48								
3/2/2021									
3/3/2021					7.92				
3/4/2021		5.88	5.88	5.67		5.54	4.69	5.01	5.23
8/19/2021	5.5								
8/20/2021									
8/25/2021									
8/26/2021						6.91	6.77	4.54	
8/27/2021					7.16				
9/1/2021			5.15						
9/3/2021				5.06					5.01
9/27/2021		6.08							
2/8/2022	5.4	5.82	5.79			5.78	5.07		5.26
2/9/2022					5.86				
2/10/2022								4.85	
2/11/2022				5.58					
8/30/2022					7.04				
8/31/2022	5.32		5.34			5.3			4.53
9/1/2022		5.62		5.18			4.43	4.91	
2/7/2023					6.94	5.49			
2/8/2023	5.22	5.4					4.69	5.16	5.71
2/9/2023			5.61	5.67					
2/10/2023									
8/15/2023	5.69				6.96	5.78			5
8/16/2023		5.58	5.04	5.36			5.01	4.83	
8/17/2023									
12/20/2023									
2/20/2024	5.62				7.23	5.97			5.32
2/21/2024			5.29						
2/22/2024		5.81					4.84	5.03	
2/23/2024				5.2					
6/10/2024									
8/20/2024	5.48				6.91				
8/21/2024						6			5.38
8/22/2024		5.61	5.72	4.82					
8/23/2024							5.18	5.11	

Prediction Limit

Constituent: pH, Field (SU) Analysis Run 5/6/2026 6:30 PM View: Appendix III Interwell

Plant Yates Client: Southern Company Data: Yates AMA-R6

	YGWA-47 (bg)	YGWC-43	YGWC-49	YGWC-36A	YGWA-2I (bg)	YGWA-39 (bg)	YGWC-41	YGWC-38	YGWA-40 (bg)
2/25/2025	5.52				7.14	5.81			5.07
2/26/2025			5.75	5.13			4.77	5.08	
2/27/2025		5.65							
3/17/2025									
8/12/2025	5.66			4.95	6.93	5.79			4.97
8/13/2025							5.15		
8/14/2025		5.52	5.81					5.16	
10/8/2025									
2/17/2026	5.16				7.25	8.01			7.87
2/18/2026		5.48		5.13				6.92	
2/19/2026			5.77				5.04		

Prediction Limit

Constituent: pH, Field (SU) Analysis Run 5/6/2026 6:30 PM View: Appendix III Interwell

Plant Yates Client: Southern Company Data: Yates AMA-R6

	YGWC-50
8/27/2008	
3/3/2009	
11/18/2009	
3/3/2010	
3/10/2011	
9/8/2011	
3/5/2012	
9/10/2012	
2/6/2013	
8/12/2013	
2/5/2014	
8/3/2015	
2/16/2016	
6/1/2016	
6/2/2016	
6/6/2016	
6/7/2016	
6/8/2016	
7/25/2016	
7/26/2016	
7/27/2016	
7/28/2016	
8/1/2016	
8/30/2016	
8/31/2016	
9/1/2016	
9/2/2016	
9/13/2016	
9/14/2016	
9/15/2016	
9/16/2016	
9/19/2016	
9/20/2016	
11/1/2016	
11/2/2016	
11/3/2016	
11/4/2016	
11/8/2016	
11/14/2016	
11/15/2016	
11/16/2016	
11/28/2016	
12/15/2016	
1/10/2017	
1/11/2017	
1/12/2017	
1/13/2017	
1/16/2017	
1/17/2017	
2/21/2017	
2/22/2017	
2/24/2017	

Prediction Limit

Constituent: pH, Field (SU) Analysis Run 5/6/2026 6:30 PM View: Appendix III Interwell

Plant Yates Client: Southern Company Data: Yates AMA-R6

	YGWC-50
2/27/2017	
2/28/2017	
3/1/2017	
3/2/2017	
3/3/2017	
3/6/2017	
3/7/2017	
3/8/2017	
3/9/2017	
4/26/2017	
4/27/2017	
4/28/2017	
5/1/2017	
5/2/2017	
5/8/2017	
5/9/2017	
5/10/2017	
5/26/2017	
6/27/2017	
6/28/2017	
6/29/2017	
6/30/2017	
7/7/2017	
7/10/2017	
7/11/2017	
7/13/2017	
7/17/2017	
9/22/2017	
9/29/2017	
10/3/2017	
10/4/2017	
10/5/2017	
10/6/2017	
10/10/2017	
10/11/2017	
10/12/2017	
10/16/2017	
11/20/2017	
11/21/2017	
1/10/2018	
1/11/2018	
1/12/2018	
2/19/2018	
2/20/2018	
3/27/2018	
3/28/2018	
3/29/2018	
3/30/2018	
4/2/2018	
4/3/2018	
4/4/2018	
6/5/2018	

Prediction Limit

Constituent: pH, Field (SU) Analysis Run 5/6/2026 6:30 PM View: Appendix III Interwell

Plant Yates Client: Southern Company Data: Yates AMA-R6

	YGWC-50
6/6/2018	
6/7/2018	
6/8/2018	
6/11/2018	
6/12/2018	
6/13/2018	
6/27/2018	
6/28/2018	
8/6/2018	
8/7/2018	
9/19/2018	
9/20/2018	
9/24/2018	
9/25/2018	
9/26/2018	
9/27/2018	
10/1/2018	
10/2/2018	
2/25/2019	
2/26/2019	
2/27/2019	
3/4/2019	
3/5/2019	
3/6/2019	
3/26/2019	
3/27/2019	
3/28/2019	
3/29/2019	
4/1/2019	
4/2/2019	
4/3/2019	
4/4/2019	
6/12/2019	
8/19/2019	
8/20/2019	
8/21/2019	
8/22/2019	
9/24/2019	
9/25/2019	
9/26/2019	
9/27/2019	
10/8/2019	
10/9/2019	
2/10/2020	
2/11/2020	
2/12/2020	
2/13/2020	
2/14/2020	
2/17/2020	
3/17/2020	
3/18/2020	
3/19/2020	

Prediction Limit

Constituent: pH, Field (SU) Analysis Run 5/6/2026 6:30 PM View: Appendix III Interwell

Plant Yates Client: Southern Company Data: Yates AMA-R6

	YGWC-50
3/24/2020	
3/25/2020	
3/26/2020	
5/6/2020	
8/26/2020	
8/27/2020	
9/22/2020	
9/23/2020	
9/24/2020	
9/25/2020	
10/7/2020	
2/8/2021	
2/9/2021	
2/10/2021	
2/11/2021	
2/12/2021	
3/1/2021	
3/2/2021	
3/3/2021	
3/4/2021	
8/19/2021	
8/20/2021	
8/25/2021	
8/26/2021	
8/27/2021	
9/1/2021	
9/3/2021	
9/27/2021	
2/8/2022	
2/9/2022	
2/10/2022	
2/11/2022	
8/30/2022	
8/31/2022	
9/1/2022	
2/7/2023	
2/8/2023	
2/9/2023	
2/10/2023	
8/15/2023	
8/16/2023	
8/17/2023	5
12/20/2023	4.63
2/20/2024	
2/21/2024	
2/22/2024	5
2/23/2024	
6/10/2024	4.86
8/20/2024	
8/21/2024	
8/22/2024	
8/23/2024	4.97

Prediction Limit

Constituent: pH, Field (SU) Analysis Run 5/6/2026 6:30 PM View: Appendix III Interwell

Plant Yates Client: Southern Company Data: Yates AMA-R6

	YGWC-50
2/25/2025	
2/26/2025	5
2/27/2025	
3/17/2025	
8/12/2025	
8/13/2025	
8/14/2025	
10/8/2025	5.04
2/17/2026	
2/18/2026	
2/19/2026	5.31

Prediction Limit

Constituent: Sulfate (mg/L) Analysis Run 5/6/2026 6:30 PM View: Appendix III Interwell

Plant Yates Client: Southern Company Data: Yates AMA-R6

	YGWA-3I (bg)	YGWA-1I (bg)	YGWA-1D (bg)	YGWA-5I (bg)	YGWA-4I (bg)	YGWA-5D (bg)	YGWA-14S (bg)	YGWA-30I (bg)	YGWA-3D (bg)
6/1/2016	12	4.2	5						
6/2/2016				1.9	8	20	6.6	1.3	5.8
6/6/2016									
6/7/2016									
6/8/2016									
7/25/2016	8.4	3.7						1.2	
7/26/2016			5.4	1.8	7.7	20	6.1		6.7
7/27/2016									
7/28/2016									
8/1/2016									
8/30/2016									
8/31/2016									
9/1/2016									
9/2/2016									
9/13/2016		5.2	2.9						
9/14/2016	8.6			1.8	7.5	19			
9/15/2016							6.1		6
9/16/2016									
9/19/2016								1.2	
9/20/2016									
11/1/2016	8.9		3.9					1.3	4.9
11/2/2016					8.2	20	6.3		
11/3/2016									
11/4/2016		5		2					
11/8/2016									
11/14/2016									
11/15/2016									
11/16/2016									
11/28/2016									
12/15/2016									
1/10/2017							5.9		
1/11/2017	8.6		3.7						4.5
1/12/2017				1.9		19			
1/13/2017					8.1				
1/16/2017		7.9						1.4	
1/17/2017									
2/21/2017								1.4	
2/22/2017									
2/24/2017									
2/27/2017									
2/28/2017									
3/1/2017	9.3								
3/2/2017		7.4	4.6						4.4
3/3/2017									
3/6/2017					8				
3/7/2017				2.1		20			
3/8/2017							7		
3/9/2017									
4/26/2017	11						7	1.4	5.1
4/27/2017		7.4	5.2						
4/28/2017									
5/1/2017					8.4	20			

Prediction Limit

Constituent: Sulfate (mg/L) Analysis Run 5/6/2026 6:30 PM View: Appendix III Interwell

Plant Yates Client: Southern Company Data: Yates AMA-R6

	YGWA-3I (bg)	YGWA-1I (bg)	YGWA-1D (bg)	YGWA-5I (bg)	YGWA-4I (bg)	YGWA-5D (bg)	YGWA-14S (bg)	YGWA-30I (bg)	YGWA-3D (bg)
5/2/2017				2					
5/8/2017									
5/9/2017									
5/10/2017									
5/26/2017									
6/27/2017		6.4	5.9	2.1		18			
6/28/2017	12								5.4
6/29/2017					9.2				
6/30/2017							6.5	1.5	
7/7/2017									
7/10/2017									
7/11/2017									
7/13/2017									
7/17/2017									
9/22/2017									
9/29/2017									
10/3/2017		5.9	6.6	2.3		16			
10/4/2017	12							1.4	6.2
10/5/2017					9.6		7.9		
10/6/2017									
10/10/2017									
10/11/2017									
10/12/2017									
10/16/2017									
11/20/2017									
11/21/2017									
1/10/2018									
1/11/2018									
1/12/2018									
2/19/2018									
2/20/2018									
4/2/2018									
4/3/2018									
4/4/2018									
6/5/2018			6.4						
6/6/2018		4.4				8.3			
6/7/2018				2	8.5				6.7
6/8/2018	9.6						6.4		
6/11/2018								1.1	
6/12/2018									
6/13/2018									
6/27/2018									
6/28/2018									
8/6/2018									
8/7/2018									
9/19/2018									
9/20/2018									
9/24/2018									
9/25/2018									
9/26/2018				2.3	10.2	7.9			
9/27/2018									
10/1/2018	9.1	4	5.6				6.8		7.1

Prediction Limit

Constituent: Sulfate (mg/L) Analysis Run 5/6/2026 6:30 PM View: Appendix III Interwell

Plant Yates Client: Southern Company Data: Yates AMA-R6

	YGWA-3I (bg)	YGWA-1I (bg)	YGWA-1D (bg)	YGWA-5I (bg)	YGWA-4I (bg)	YGWA-5D (bg)	YGWA-14S (bg)	YGWA-30I (bg)	YGWA-3D (bg)
10/2/2018								1	
2/25/2019									
3/26/2019									
3/27/2019									
3/28/2019		4.3	8						
3/29/2019							7.3		
4/1/2019	8.5							0.96 (J)	7.2
4/2/2019									
4/3/2019				2.1	8.5	7			
4/4/2019									
6/12/2019									
9/24/2019		4.3	5.3	2.4		5.5			
9/25/2019	13.8				8.5		6.6	0.81 (J)	7
9/26/2019									
9/27/2019									
10/8/2019									
10/9/2019									
10/10/2019				1.8	9.2	<1			
3/17/2020									
3/18/2020		5.3					8.1		
3/19/2020	12.9		10					1.6	9
3/24/2020				2.1		5.9			
3/25/2020					8.8				
3/26/2020									
9/22/2020				2.1	8.2	5.5			
9/23/2020	16.8	3.4	8.1						6.9
9/24/2020								0.69 (J)	
9/25/2020							6.1		
10/7/2020									
3/1/2021								0.88 (J)	
3/2/2021				2.3		2.6	6		
3/3/2021	9.6	4.4	9		7.8				7
3/4/2021									
8/19/2021		4.9	8.9				6.7	1	7.5
8/20/2021									
8/25/2021									
8/26/2021				2.4	8.5	6			
8/27/2021	18.2								
9/1/2021									
9/3/2021									
9/27/2021									
2/8/2022									
2/9/2022	16	5.1	9.3						7.2
2/10/2022				2.4		4.9	6.2		
2/11/2022					7.7			2.8	
8/30/2022			10.2	2.4		5.7			
8/31/2022	13.9	4.8			8		5.8	1.1	6.9
9/1/2022									
2/7/2023		6.6	10.6			5.2			
2/8/2023	14.7						6.1	0.96 (J)	7.5
2/9/2023				2.9	8.9				
2/10/2023									

ND substitution: RL or RL/2 if <15% NDs.

Prediction Limit

Constituent: Sulfate (mg/L) Analysis Run 5/6/2026 6:30 PM View: Appendix III Interwell

Plant Yates Client: Southern Company Data: Yates AMA-R6

	YGWA-3I (bg)	YGWA-1I (bg)	YGWA-1D (bg)	YGWA-5I (bg)	YGWA-4I (bg)	YGWA-5D (bg)	YGWA-14S (bg)	YGWA-30I (bg)	YGWA-3D (bg)
8/15/2023		4.6	9.6	2.2	7.5	4.8	6		6.8
8/16/2023	20.3							0.9 (J)	
8/17/2023									
12/20/2023									
2/20/2024	13.8	4.3	9.7	2.5	8.5	5.1		0.69 (J)	7
2/21/2024									
2/22/2024									
2/23/2024							7.1		
6/10/2024									
8/20/2024	13.7	4.9	12.2	2.6	8.7	4.3	7.6	0.74 (J)	7.7
8/21/2024									
8/22/2024									
8/23/2024									
11/26/2024									
2/25/2025	10.9	3.5	10.4	2.2	7.4	4.6	6.5	0.74 (J)	6.7
2/26/2025									
2/27/2025									
3/17/2025									
5/21/2025									
8/12/2025	19.4	4	9.3	2.4	8.3	5	7	0.98 (J)	7.5
8/13/2025									
8/14/2025									
10/8/2025									
2/17/2026	13.8	4.4	11.5	2.5	9.1	4.9	7.7	1.1	8.4
2/18/2026									
2/19/2026									

Prediction Limit

Constituent: Sulfate (mg/L) Analysis Run 5/6/2026 6:30 PM View: Appendix III Interwell

Plant Yates Client: Southern Company Data: Yates AMA-R6

	YGWA-18I (bg)	YGWA-18S (bg)	YGWA-21I (bg)	YGWA-20S (bg)	YGWC-23S	YGWA-17S (bg)	YGWC-24SB	YGWC-42	YGWA-47 (bg)
6/1/2016									
6/2/2016									
6/6/2016	1.2	1.8							
6/7/2016			5.2	<1	56	4.4			
6/8/2016							<1		
7/25/2016									
7/26/2016									
7/27/2016	1.7	1.9		0.08 (J)		4.7			
7/28/2016			5.1		57				
8/1/2016							1.1		
8/30/2016								980	160
8/31/2016									
9/1/2016									
9/2/2016									
9/13/2016									
9/14/2016									
9/15/2016									
9/16/2016		1.7				4.8			
9/19/2016	1.8		4.8	0.08 (J)					
9/20/2016					68		0.38 (J)		
11/1/2016									
11/2/2016				0.1 (J)					
11/3/2016	0.69 (J)	1.9	5			5.3			
11/4/2016									
11/8/2016					79		0.39 (J)		
11/14/2016									150
11/15/2016									
11/16/2016								940	
11/28/2016									
12/15/2016									
1/10/2017									
1/11/2017	0.99 (J)	1.7				5.2			
1/12/2017									
1/13/2017			4.3	0.1 (J)					
1/16/2017					72				
1/17/2017							0.48 (J)		
2/21/2017									
2/22/2017									
2/24/2017									120
2/27/2017								940	
2/28/2017									
3/1/2017	1.8	1.6							
3/2/2017						5			
3/3/2017									
3/6/2017			4.5	<1					
3/7/2017									
3/8/2017							0.29 (J)		
3/9/2017					69				
4/26/2017	1.6	1.9	4.9	<1					
4/27/2017									
4/28/2017									
5/1/2017									

ND substitution: RL or RL/2 if <15% NDs.

Prediction Limit

Constituent: Sulfate (mg/L) Analysis Run 5/6/2026 6:30 PM View: Appendix III Interwell

Plant Yates Client: Southern Company Data: Yates AMA-R6

	YGWA-18I (bg)	YGWA-18S (bg)	YGWA-21I (bg)	YGWA-20S (bg)	YGWC-23S	YGWA-17S (bg)	YGWC-24SB	YGWC-42	YGWA-47 (bg)
5/2/2017					60	5	0.29 (J)		
5/8/2017									120
5/9/2017									
5/10/2017								1200	
5/26/2017									
6/27/2017									
6/28/2017	1.7	1.5							
6/29/2017			5.5	0.15 (J)		5.2			
6/30/2017									
7/7/2017							0.37 (J)		
7/10/2017					57				
7/11/2017								1300	110
7/13/2017									
7/17/2017									
9/22/2017									
9/29/2017									
10/3/2017			5.8						
10/4/2017		1.7		0.14 (J)		5.3			
10/5/2017	1.6						0.36 (J)		
10/6/2017									
10/10/2017									93
10/11/2017					52				
10/12/2017								1100	
10/16/2017									
11/20/2017									
11/21/2017									
1/10/2018									
1/11/2018									
1/12/2018									
2/19/2018									
2/20/2018									
4/2/2018									88.8
4/3/2018									
4/4/2018								1020	
6/5/2018			6.1						
6/6/2018				0.049 (J)					
6/7/2018	0.68 (J)								
6/8/2018									
6/11/2018		0.95 (J)				5.2			
6/12/2018					41.4		0.35 (J)		
6/13/2018									
6/27/2018									
6/28/2018									
8/6/2018									
8/7/2018									
9/19/2018									75
9/20/2018								810	
9/24/2018									
9/25/2018	1	1.5	7	0.13 (J)		6.1			
9/26/2018							0.28 (J)		
9/27/2018					39.6				
10/1/2018									

Prediction Limit

Constituent: Sulfate (mg/L) Analysis Run 5/6/2026 6:30 PM View: Appendix III Interwell

Plant Yates Client: Southern Company Data: Yates AMA-R6

	YGWA-18I (bg)	YGWA-18S (bg)	YGWA-21I (bg)	YGWA-20S (bg)	YGWC-23S	YGWA-17S (bg)	YGWC-24SB	YGWC-42	YGWA-47 (bg)
10/2/2018									
2/25/2019									
3/26/2019									
3/27/2019								831	65.9
3/28/2019									
3/29/2019									
4/1/2019									
4/2/2019			3.8			5.1			
4/3/2019	0.82 (J)	1.3		0.12 (J)					
4/4/2019					27.9		0.29 (J)		
6/12/2019									
9/24/2019			1						
9/25/2019				<1		5.5			
9/26/2019	0.64 (J)	1					0.23 (J)		
9/27/2019					30.3				
10/8/2019									52.3
10/9/2019								728.5 (D)	
10/10/2019			3.6	0.058 (J)	29.5	5.5			
3/17/2020									71.6
3/18/2020									
3/19/2020									
3/24/2020	<1	0.99 (J)	3	<1		5.4			
3/25/2020								642	
3/26/2020					36.5		<1		
9/22/2020									51.5
9/23/2020	0.53 (J)	1.1				5.1	<1		
9/24/2020			3.6	<1	52.5			579	
9/25/2020									
10/7/2020									
3/1/2021									51.6
3/2/2021									
3/3/2021	<1	1		<1		5.2	<1		
3/4/2021			4.5		61.7			537	
8/19/2021									52.6
8/20/2021									
8/25/2021					68			500	
8/26/2021		1.2							
8/27/2021	0.59 (J)			<1		5.3			
9/1/2021			5				<1		
9/3/2021									
9/27/2021									
2/8/2022									50.9
2/9/2022	0.51 (J)	1.1	3.9	<1		4.8			
2/10/2022					78.7		<1	485	
2/11/2022									
8/30/2022	0.78 (J)	1.3	3.2			4.7			
8/31/2022				<1					48
9/1/2022					79			502	
2/7/2023	0.78 (J)	1.2	3.8	<1		4.9			
2/8/2023					78			494	50.5
2/9/2023									
2/10/2023							0.5 (J)		

ND substitution: RL or RL/2 if <15% NDs.

Prediction Limit

Constituent: Sulfate (mg/L) Analysis Run 5/6/2026 6:30 PM View: Appendix III Interwell

Plant Yates Client: Southern Company Data: Yates AMA-R6

	YGWA-18I (bg)	YGWA-18S (bg)	YGWA-21I (bg)	YGWA-20S (bg)	YGWC-23S	YGWA-17S (bg)	YGWC-24SB	YGWC-42	YGWA-47 (bg)
8/15/2023	0.51 (J)	0.88 (J)	4.1	<1		4.6			47.7
8/16/2023					69.3		<1	451	
8/17/2023									
12/20/2023									
2/20/2024	<1		3.8	<1		4.6			51
2/21/2024					81				
2/22/2024								487	
2/23/2024		0.79 (J)					<1		
6/10/2024									
8/20/2024	0.74 (J)		4	<1		4.6			53.9
8/21/2024		1.1			89.3				
8/22/2024							<1	432	
8/23/2024									
11/26/2024									
2/25/2025	<1	0.59 (J)	3.3	<1		3.6			48.3
2/26/2025								432	
2/27/2025					92.2				
3/17/2025							<1		
5/21/2025									
8/12/2025	0.8 (J)	0.98 (J)	4.4	<1		3.9			53.1
8/13/2025					87.4			393	
8/14/2025							<1		
10/8/2025									
2/17/2026	0.55 (J)	0.74 (J)	4.1	<1		4.4			50.9
2/18/2026							<1		
2/19/2026					94.9			518	

ND substitution: RL or RL/2 if <15% NDs.

Prediction Limit

Constituent: Sulfate (mg/L) Analysis Run 5/6/2026 6:30 PM View: Appendix III Interwell

Plant Yates Client: Southern Company Data: Yates AMA-R6

	GWA-2 (bg)	YGWC-43	YGWC-49	YGWC-36A	YGWA-2I (bg)	YGWA-39 (bg)	YGWA-40 (bg)	YGWC-38	YGWC-41
6/1/2016									
6/2/2016									
6/6/2016									
6/7/2016									
6/8/2016									
7/25/2016									
7/26/2016									
7/27/2016									
7/28/2016									
8/1/2016									
8/30/2016									
8/31/2016	29	34							
9/1/2016			95						
9/2/2016				72					
9/13/2016									
9/14/2016					9.4				
9/15/2016									
9/16/2016									
9/19/2016									
9/20/2016									
11/1/2016									
11/2/2016									
11/3/2016									
11/4/2016					13				
11/8/2016									
11/14/2016				110					
11/15/2016			94						
11/16/2016		240							
11/28/2016	36								
12/15/2016					1.8				
1/10/2017									
1/11/2017									
1/12/2017									
1/13/2017									
1/16/2017					11				
1/17/2017									
2/21/2017									
2/22/2017	43								
2/24/2017		89							
2/27/2017			84						
2/28/2017				110					
3/1/2017									
3/2/2017									
3/3/2017					8.8				
3/6/2017									
3/7/2017									
3/8/2017									
3/9/2017									
4/26/2017									
4/27/2017									
4/28/2017					10				
5/1/2017									

Prediction Limit

Constituent: Sulfate (mg/L) Analysis Run 5/6/2026 6:30 PM View: Appendix III Interwell

Plant Yates Client: Southern Company Data: Yates AMA-R6

	GWA-2 (bg)	YGWC-43	YGWC-49	YGWC-36A	YGWA-2I (bg)	YGWA-39 (bg)	YGWA-40 (bg)	YGWC-38	YGWC-41
5/2/2017									
5/8/2017	60								
5/9/2017			91	130					
5/10/2017		100							
5/26/2017					12				
6/27/2017									
6/28/2017					11				
6/29/2017									
6/30/2017									
7/7/2017									
7/10/2017									
7/11/2017		110							
7/13/2017			88	140					
7/17/2017	63								
9/22/2017				160					
9/29/2017				160					
10/3/2017					7.9				
10/4/2017									
10/5/2017									
10/6/2017				160					
10/10/2017									
10/11/2017			86	150		20			
10/12/2017		120					17	940	400
10/16/2017	62								
11/20/2017						24	71	980	
11/21/2017									430
1/10/2018							66		
1/11/2018						23			390
1/12/2018								880	
2/19/2018	64.6						57.2		414
2/20/2018						20.6		905	
4/2/2018									
4/3/2018						24.5	49.4	872	406
4/4/2018		160	76.5						
6/5/2018									
6/6/2018									
6/7/2018					8.8				
6/8/2018									
6/11/2018									
6/12/2018									
6/13/2018				144					
6/27/2018									357
6/28/2018						22	43.8	869	
8/6/2018	42.1								
8/7/2018						20.7	40.5	879	346
9/19/2018									
9/20/2018		247	84.1						
9/24/2018						21.2	39.7	872	358
9/25/2018									
9/26/2018				160					
9/27/2018									
10/1/2018					9.1				

Prediction Limit

Constituent: Sulfate (mg/L) Analysis Run 5/6/2026 6:30 PM View: Appendix III Interwell

Plant Yates Client: Southern Company Data: Yates AMA-R6

	GWA-2 (bg)	YGWC-43	YGWC-49	YGWC-36A	YGWA-2I (bg)	YGWA-39 (bg)	YGWA-40 (bg)	YGWC-38	YGWC-41
10/2/2018									
2/25/2019	42.1								
3/26/2019							34.3		
3/27/2019						17.7		851	
3/28/2019		181	82.8						258
3/29/2019					9				
4/1/2019									
4/2/2019									
4/3/2019									
4/4/2019				119					
6/12/2019	83.4								
9/24/2019					9.1				
9/25/2019									
9/26/2019			80	84.8					
9/27/2019									
10/8/2019	128								
10/9/2019		279				14.85 (D)	27.75 (D)	700 (D)	259.5 (D)
10/10/2019									
3/17/2020	98.6								
3/18/2020									
3/19/2020					12.4				
3/24/2020							25.2		
3/25/2020		164	76.1	58.8		14.3		483	214
3/26/2020									
9/22/2020	145								
9/23/2020					11.8				
9/24/2020			77			11.7	22.9		
9/25/2020		281						414	175
10/7/2020				18.2					
3/1/2021									
3/2/2021	156								
3/3/2021					10.6				
3/4/2021		328	75.1	6.3		12	21.5	356	117
8/19/2021									
8/20/2021	121								
8/25/2021									
8/26/2021						19.2		328	117
8/27/2021					16.7				
9/1/2021			79.8						
9/3/2021				13.8			21.3		
9/27/2021		56.5							
2/8/2022	107	133	73.9			14.6	17.9		109
2/9/2022					18				
2/10/2022								290	
2/11/2022				16.4					
8/30/2022	101				20.1				
8/31/2022			71			10.9	17.9		
9/1/2022		169		28.2				282	117
2/7/2023	82.4				17.8	9.7			
2/8/2023		164					17.5	251	119
2/9/2023			71.1	50.8					
2/10/2023									

Prediction Limit

Constituent: Sulfate (mg/L) Analysis Run 5/6/2026 6:30 PM View: Appendix III Interwell

Plant Yates Client: Southern Company Data: Yates AMA-R6

	GWA-2 (bg)	YGWC-43	YGWC-49	YGWC-36A	YGWA-2I (bg)	YGWA-39 (bg)	YGWA-40 (bg)	YGWC-38	YGWC-41
8/15/2023	74.2				17.2	7.6	16.4		
8/16/2023		151	63.8	93.9				227	104
8/17/2023									
12/20/2023									
2/20/2024	75				23.1	8.6	17.2		
2/21/2024			65.4						
2/22/2024		147						210	109
2/23/2024				156					
6/10/2024									
8/20/2024					21.3				
8/21/2024						6.6	18.2		
8/22/2024		181	66.4	191					
8/23/2024								186	97.8
11/26/2024									
2/25/2025					13.8	6.5	15.4		
2/26/2025			56.8	199				159	96.4
2/27/2025		187							
3/17/2025									
5/21/2025									
8/12/2025				231	15.5	6.5	16.9		
8/13/2025									88.3
8/14/2025		175	58.7					145	
10/8/2025									
2/17/2026					21.8	8.4	20.5		
2/18/2026		199		265				156	
2/19/2026			58						111

Prediction Limit

Constituent: Sulfate (mg/L) Analysis Run 5/6/2026 6:30 PM View: Appendix III Interwell

Plant Yates Client: Southern Company Data: Yates AMA-R6

	YGWC-50
6/1/2016	
6/2/2016	
6/6/2016	
6/7/2016	
6/8/2016	
7/25/2016	
7/26/2016	
7/27/2016	
7/28/2016	
8/1/2016	
8/30/2016	
8/31/2016	
9/1/2016	
9/2/2016	
9/13/2016	
9/14/2016	
9/15/2016	
9/16/2016	
9/19/2016	
9/20/2016	
11/1/2016	
11/2/2016	
11/3/2016	
11/4/2016	
11/8/2016	
11/14/2016	
11/15/2016	
11/16/2016	
11/28/2016	
12/15/2016	
1/10/2017	
1/11/2017	
1/12/2017	
1/13/2017	
1/16/2017	
1/17/2017	
2/21/2017	
2/22/2017	
2/24/2017	
2/27/2017	
2/28/2017	
3/1/2017	
3/2/2017	
3/3/2017	
3/6/2017	
3/7/2017	
3/8/2017	
3/9/2017	
4/26/2017	
4/27/2017	
4/28/2017	
5/1/2017	

Prediction Limit

Constituent: Sulfate (mg/L) Analysis Run 5/6/2026 6:30 PM View: Appendix III Interwell

Plant Yates Client: Southern Company Data: Yates AMA-R6

	YGWC-50
5/2/2017	
5/8/2017	
5/9/2017	
5/10/2017	
5/26/2017	
6/27/2017	
6/28/2017	
6/29/2017	
6/30/2017	
7/7/2017	
7/10/2017	
7/11/2017	
7/13/2017	
7/17/2017	
9/22/2017	
9/29/2017	
10/3/2017	
10/4/2017	
10/5/2017	
10/6/2017	
10/10/2017	
10/11/2017	
10/12/2017	
10/16/2017	
11/20/2017	
11/21/2017	
1/10/2018	
1/11/2018	
1/12/2018	
2/19/2018	
2/20/2018	
4/2/2018	
4/3/2018	
4/4/2018	
6/5/2018	
6/6/2018	
6/7/2018	
6/8/2018	
6/11/2018	
6/12/2018	
6/13/2018	
6/27/2018	
6/28/2018	
8/6/2018	
8/7/2018	
9/19/2018	
9/20/2018	
9/24/2018	
9/25/2018	
9/26/2018	
9/27/2018	
10/1/2018	

Prediction Limit

Constituent: Sulfate (mg/L) Analysis Run 5/6/2026 6:30 PM View: Appendix III Interwell

Plant Yates Client: Southern Company Data: Yates AMA-R6

	YGWC-50
10/2/2018	
2/25/2019	
3/26/2019	
3/27/2019	
3/28/2019	
3/29/2019	
4/1/2019	
4/2/2019	
4/3/2019	
4/4/2019	
6/12/2019	
9/24/2019	
9/25/2019	
9/26/2019	
9/27/2019	
10/8/2019	
10/9/2019	
10/10/2019	
3/17/2020	
3/18/2020	
3/19/2020	
3/24/2020	
3/25/2020	
3/26/2020	
9/22/2020	
9/23/2020	
9/24/2020	
9/25/2020	
10/7/2020	
3/1/2021	
3/2/2021	
3/3/2021	
3/4/2021	
8/19/2021	
8/20/2021	
8/25/2021	
8/26/2021	
8/27/2021	
9/1/2021	
9/3/2021	
9/27/2021	
2/8/2022	
2/9/2022	
2/10/2022	
2/11/2022	
8/30/2022	
8/31/2022	
9/1/2022	
2/7/2023	
2/8/2023	
2/9/2023	
2/10/2023	

Prediction Limit

Constituent: Sulfate (mg/L) Analysis Run 5/6/2026 6:30 PM View: Appendix III Interwell

Plant Yates Client: Southern Company Data: Yates AMA-R6

	YGWC-50
8/15/2023	
8/16/2023	
8/17/2023	1140
12/20/2023	1180
2/20/2024	
2/21/2024	
2/22/2024	1170
2/23/2024	
6/10/2024	1130
8/20/2024	
8/21/2024	
8/22/2024	
8/23/2024	1130
11/26/2024	1010
2/25/2025	
2/26/2025	1040
2/27/2025	
3/17/2025	
5/21/2025	1220
8/12/2025	
8/13/2025	
8/14/2025	
10/8/2025	1140
2/17/2026	
2/18/2026	
2/19/2026	1150

Prediction Limit

Constituent: TDS (mg/L) Analysis Run 5/6/2026 6:30 PM View: Appendix III Interwell

Plant Yates Client: Southern Company Data: Yates AMA-R6

	YGWA-3I (bg)	YGWA-1D (bg)	YGWA-1I (bg)	YGWA-3D (bg)	YGWA-30I (bg)	YGWA-5D (bg)	YGWA-14S (bg)	YGWA-4I (bg)	YGWA-5I (bg)
6/1/2016	150	120	54						
6/2/2016				130	36	160	46	96	66
6/6/2016									
6/7/2016									
6/8/2016									
7/25/2016	135		48		50				
7/26/2016		94		141		177	54	92	78
7/27/2016									
7/28/2016									
8/1/2016									
8/30/2016									
8/31/2016									
9/1/2016									
9/2/2016									
9/13/2016		105	67						
9/14/2016	127					187		102	73
9/15/2016				153			54		
9/16/2016									
9/19/2016					35				
9/20/2016									
11/1/2016	75	44		92	<25				
11/2/2016						181	71	115	
11/3/2016									
11/4/2016			60						75
11/8/2016									
11/14/2016									
11/15/2016									
11/16/2016									
11/28/2016									
12/15/2016									
1/10/2017							45		
1/11/2017	148	107		159					
1/12/2017						202			86
1/13/2017								67	
1/16/2017			65		47				
1/17/2017									
2/21/2017					<25				
2/22/2017									
2/24/2017									
2/27/2017									
2/28/2017									
3/1/2017	182								
3/2/2017		98	61	117					
3/3/2017									
3/6/2017								159	
3/7/2017						257			108
3/8/2017							178		
3/9/2017									
4/26/2017	92			181	55		52		
4/27/2017		116	31						
4/28/2017									
5/1/2017						165		107	

ND substitution: RL or RL/2 if <15% NDs.

Prediction Limit

Constituent: TDS (mg/L) Analysis Run 5/6/2026 6:30 PM View: Appendix III Interwell

Plant Yates Client: Southern Company Data: Yates AMA-R6

	YGWA-3I (bg)	YGWA-1D (bg)	YGWA-1I (bg)	YGWA-3D (bg)	YGWA-30I (bg)	YGWA-5D (bg)	YGWA-14S (bg)	YGWA-4I (bg)	YGWA-5I (bg)
5/2/2017									103
5/8/2017									
5/9/2017									
5/10/2017									
5/26/2017									
6/27/2017		89	42			189			73
6/28/2017	126			169					
6/29/2017								79	
6/30/2017					42		45		
7/7/2017									
7/10/2017									
7/11/2017									
7/13/2017									
7/17/2017									
9/22/2017									
9/29/2017									
10/3/2017		119	58			170			89
10/4/2017	147			141	31				
10/5/2017							40	95	
10/6/2017									
10/10/2017									
10/11/2017									
10/12/2017									
10/16/2017									
11/20/2017									
11/21/2017									
1/10/2018									
1/11/2018									
1/12/2018									
2/19/2018									
2/20/2018									
4/2/2018									
4/3/2018									
4/4/2018									
6/5/2018		127							
6/6/2018			96			151			
6/7/2018				95				90	142
6/8/2018	158						114		
6/11/2018					59				
6/12/2018									
6/13/2018									
6/27/2018									
6/28/2018									
8/6/2018									
8/7/2018									
9/19/2018									
9/20/2018									
9/24/2018									
9/25/2018									
9/26/2018						144		116	86
9/27/2018									
10/1/2018	138	117	60	165			50		

Prediction Limit

Constituent: TDS (mg/L) Analysis Run 5/6/2026 6:30 PM View: Appendix III Interwell

Plant Yates Client: Southern Company Data: Yates AMA-R6

	YGWA-3I (bg)	YGWA-1D (bg)	YGWA-1I (bg)	YGWA-3D (bg)	YGWA-30I (bg)	YGWA-5D (bg)	YGWA-14S (bg)	YGWA-4I (bg)	YGWA-5I (bg)
10/2/2018					57				
2/25/2019									
3/26/2019									
3/27/2019									
3/28/2019		87	87						
3/29/2019							63		
4/1/2019	19 (J)			149	54				
4/2/2019									
4/3/2019						142		111	83
4/4/2019									
6/12/2019									
9/24/2019		124	54			129			79
9/25/2019	159			157	51		64	117	
9/26/2019									
9/27/2019									
10/8/2019									
10/9/2019									
3/17/2020									
3/18/2020			35				57		
3/19/2020	148	116		146	47				
3/24/2020						139			68
3/25/2020								146	
3/26/2020									
9/22/2020						104		83	75
9/23/2020	155	108	15	157					
9/24/2020					51				
9/25/2020							54		
10/7/2020									
3/1/2021					23				
3/2/2021						52	67		67
3/3/2021	111	99	39	137				80	
3/4/2021									
8/19/2021		105	44	144	50		54		
8/20/2021									
8/25/2021									
8/26/2021						123		93	86
8/27/2021	155								
9/1/2021									
9/3/2021									
9/27/2021									
2/8/2022									
2/9/2022	145	105	57	154					
2/10/2022						127	56		77
2/11/2022					66			102	
8/30/2022		116				148			86
8/31/2022	137		46	141	33		51	92	
9/1/2022									
2/7/2023		131	121			180			
2/8/2023	145			144	43		56		
2/9/2023								124	59
2/10/2023									
8/15/2023		121	65	231		219	69	99	76

Prediction Limit

Constituent: TDS (mg/L) Analysis Run 5/6/2026 6:30 PM View: Appendix III Interwell

Plant Yates Client: Southern Company Data: Yates AMA-R6

	YGWA-3I (bg)	YGWA-1D (bg)	YGWA-1I (bg)	YGWA-3D (bg)	YGWA-30I (bg)	YGWA-5D (bg)	YGWA-14S (bg)	YGWA-4I (bg)	YGWA-5I (bg)
8/16/2023	148				48				
8/17/2023									
12/20/2023									
2/20/2024	220	130	59	294	55	639 (O)		140	137
2/21/2024									
2/22/2024									
2/23/2024							64		
6/10/2024									
8/20/2024	179	140	67	164	69	212	81	128	108
8/21/2024									
8/22/2024									
8/23/2024									
11/26/2024									
2/25/2025	136	121	47	147	51	146	64	105	83
2/26/2025									
2/27/2025									
3/17/2025									
5/21/2025									
8/12/2025	156	113	50	154	63	159	60	115	87
8/13/2025									
8/14/2025									
10/8/2025									
2/17/2026	139	113	51	148	52	158	66	121	94
2/18/2026									
2/19/2026									

Prediction Limit

Constituent: TDS (mg/L) Analysis Run 5/6/2026 6:30 PM View: Appendix III Interwell

Plant Yates Client: Southern Company Data: Yates AMA-R6

	YGWA-18I (bg)	YGWA-18S (bg)	YGWA-20S (bg)	YGWA-17S (bg)	YGWA-21I (bg)	YGWC-23S	YGWC-24SB	YGWC-42	YGWA-47 (bg)
6/1/2016									
6/2/2016									
6/6/2016	120	58							
6/7/2016			38	28	60	130			
6/8/2016							66		
7/25/2016									
7/26/2016									
7/27/2016	94	35	74	74					
7/28/2016					81	119			
8/1/2016							56		
8/30/2016								1650	319
8/31/2016									
9/1/2016									
9/2/2016									
9/13/2016									
9/14/2016									
9/15/2016									
9/16/2016		35		67					
9/19/2016	92		45		68				
9/20/2016						132	53		
11/1/2016									
11/2/2016			53						
11/3/2016	104	48		41	61				
11/4/2016									
11/8/2016						146	58		
11/14/2016									280
11/15/2016									
11/16/2016								1420	
11/28/2016									
12/15/2016									
1/10/2017									
1/11/2017	133	95		104					
1/12/2017									
1/13/2017			46		76				
1/16/2017						194			
1/17/2017							56		
2/21/2017									
2/22/2017									
2/24/2017									162
2/27/2017								1640	
2/28/2017									
3/1/2017	119	79							
3/2/2017				77					
3/3/2017									
3/6/2017			164		167				
3/7/2017									
3/8/2017							192		
3/9/2017						288			
4/26/2017	162	36	34		50				
4/27/2017									
4/28/2017									
5/1/2017									

Prediction Limit

Constituent: TDS (mg/L) Analysis Run 5/6/2026 6:30 PM View: Appendix III Interwell

Plant Yates Client: Southern Company Data: Yates AMA-R6

	YGWA-18I (bg)	YGWA-18S (bg)	YGWA-20S (bg)	YGWA-17S (bg)	YGWA-21I (bg)	YGWC-23S	YGWC-24SB	YGWC-42	YGWA-47 (bg)
5/2/2017				142		221	113		
5/8/2017									194
5/9/2017									
5/10/2017								1630	
5/26/2017									
6/27/2017									
6/28/2017	98	45							
6/29/2017			68	53	94				
6/30/2017									
7/7/2017							46		
7/10/2017						123			
7/11/2017								1800	193
7/13/2017									
7/17/2017									
9/22/2017									
9/29/2017									
10/3/2017					149				
10/4/2017		45	54	61					
10/5/2017	104						48		
10/6/2017									
10/10/2017									175
10/11/2017						100			
10/12/2017								1600	
10/16/2017									
11/20/2017									
11/21/2017									
1/10/2018									
1/11/2018									
1/12/2018									
2/19/2018									
2/20/2018									
4/2/2018									192
4/3/2018									
4/4/2018								1520	
6/5/2018					109				
6/6/2018			79						
6/7/2018	68								
6/8/2018									
6/11/2018		74		70					
6/12/2018						115	79		
6/13/2018									
6/27/2018									
6/28/2018									
8/6/2018									
8/7/2018									
9/19/2018									186
9/20/2018								1240	
9/24/2018									
9/25/2018	109	63	73	86	122				
9/26/2018							59		
9/27/2018						105			
10/1/2018									

Prediction Limit

Constituent: TDS (mg/L) Analysis Run 5/6/2026 6:30 PM View: Appendix III Interwell

Plant Yates Client: Southern Company Data: Yates AMA-R6

	YGWA-18I (bg)	YGWA-18S (bg)	YGWA-20S (bg)	YGWA-17S (bg)	YGWA-21I (bg)	YGWC-23S	YGWC-24SB	YGWC-42	YGWA-47 (bg)
10/2/2018									
2/25/2019									
3/26/2019									
3/27/2019								1100	170
3/28/2019									
3/29/2019									
4/1/2019									
4/2/2019				72	134				
4/3/2019	89	63	57						
4/4/2019						85	63		
6/12/2019									
9/24/2019					157				
9/25/2019			75	81					
9/26/2019	126	72					81		
9/27/2019						96			
10/8/2019									172
10/9/2019								1170	
3/17/2020									165
3/18/2020									
3/19/2020									
3/24/2020	91	59	76	71	117				
3/25/2020								1200	
3/26/2020						110	67		
9/22/2020									141
9/23/2020	103	81		99			87		
9/24/2020			69		113	129		1060	
9/25/2020									
10/7/2020									
3/1/2021									145
3/2/2021									
3/3/2021	95	37	53	57			70		
3/4/2021					110	96		501	
8/19/2021									134
8/20/2021									
8/25/2021						141		886	
8/26/2021		31							
8/27/2021	112		67	93					
9/1/2021					137		96		
9/3/2021									
9/27/2021									
2/8/2022									151
2/9/2022	103	60	72	81	131				
2/10/2022						180	78	882	
2/11/2022									
8/30/2022	100	52		81	122				
8/31/2022			62						116
9/1/2022						191		934	
2/7/2023	96	55	89	78	163				
2/8/2023						158		853	141
2/9/2023									
2/10/2023							66		
8/15/2023	96	81	62	74	126				186

Prediction Limit

Constituent: TDS (mg/L) Analysis Run 5/6/2026 6:30 PM View: Appendix III Interwell

Plant Yates Client: Southern Company Data: Yates AMA-R6

	YGWA-18I (bg)	YGWA-18S (bg)	YGWA-20S (bg)	YGWA-17S (bg)	YGWA-21I (bg)	YGWC-23S	YGWC-24SB	YGWC-42	YGWA-47 (bg)
8/16/2023						170	68	904	
8/17/2023									
12/20/2023									
2/20/2024	129		164	77	156				159
2/21/2024						192			
2/22/2024								881	
2/23/2024		52					75		
6/10/2024									
8/20/2024	128		75	86	143				155
8/21/2024		79				193			
8/22/2024							82	830	
8/23/2024									
11/26/2024									
2/25/2025	110	69	69	93	110				147
2/26/2025								849	
2/27/2025						218			
3/17/2025							70		
5/21/2025									
8/12/2025	95	54	68	92	120				167
8/13/2025						224		776	
8/14/2025							72		
10/8/2025									
2/17/2026	99	53	88	84	133				153
2/18/2026							92		
2/19/2026						208		912	

Prediction Limit

Constituent: TDS (mg/L) Analysis Run 5/6/2026 6:30 PM View: Appendix III Interwell

Plant Yates Client: Southern Company Data: Yates AMA-R6

	GWA-2 (bg)	YGWC-43	YGWC-49	YGWC-36A	YGWA-2I (bg)	YGWA-39 (bg)	YGWC-38	YGWA-40 (bg)	YGWC-41
6/1/2016									
6/2/2016									
6/6/2016									
6/7/2016									
6/8/2016									
7/25/2016									
7/26/2016									
7/27/2016									
7/28/2016									
8/1/2016									
8/30/2016									
8/31/2016	209	80							
9/1/2016			228						
9/2/2016				243					
9/13/2016									
9/14/2016					152				
9/15/2016									
9/16/2016									
9/19/2016									
9/20/2016									
11/1/2016									
11/2/2016									
11/3/2016									
11/4/2016					148				
11/8/2016									
11/14/2016				272					
11/15/2016			211						
11/16/2016		112							
11/28/2016	102								
12/15/2016					191				
1/10/2017									
1/11/2017									
1/12/2017									
1/13/2017									
1/16/2017					180				
1/17/2017									
2/21/2017									
2/22/2017	164								
2/24/2017		147							
2/27/2017			382						
2/28/2017				306					
3/1/2017									
3/2/2017									
3/3/2017					156				
3/6/2017									
3/7/2017									
3/8/2017									
3/9/2017									
4/26/2017									
4/27/2017									
4/28/2017					130				
5/1/2017									

Prediction Limit

Constituent: TDS (mg/L) Analysis Run 5/6/2026 6:30 PM View: Appendix III Interwell

Plant Yates Client: Southern Company Data: Yates AMA-R6

	GWA-2 (bg)	YGWC-43	YGWC-49	YGWC-36A	YGWA-2I (bg)	YGWA-39 (bg)	YGWC-38	YGWA-40 (bg)	YGWC-41
5/2/2017									
5/8/2017	145								
5/9/2017			154	303					
5/10/2017		203							
5/26/2017					223				
6/27/2017									
6/28/2017					166				
6/29/2017									
6/30/2017									
7/7/2017									
7/10/2017									
7/11/2017		238							
7/13/2017			192	282					
7/17/2017	185								
9/22/2017				309					
9/29/2017				273					
10/3/2017					153				
10/4/2017									
10/5/2017									
10/6/2017				287					
10/10/2017									
10/11/2017			177	264		68			
10/12/2017		287					1360	74	636
10/16/2017	218								
11/20/2017						139	1390	179	
11/21/2017									706
1/10/2018								140	
1/11/2018						153			701
1/12/2018							1400		
2/19/2018	173							119	630
2/20/2018						87	1300		
4/2/2018									
4/3/2018						85	1390	106	660
4/4/2018		292	174						
6/5/2018									
6/6/2018									
6/7/2018					146				
6/8/2018									
6/11/2018									
6/12/2018									
6/13/2018				292					
6/27/2018									575
6/28/2018						88	1310	112	
8/6/2018	158								
8/7/2018						89	1340	103	574
9/19/2018									
9/20/2018		434	186						
9/24/2018						82	1400	107	588
9/25/2018									
9/26/2018				277					
9/27/2018									
10/1/2018					155				

Prediction Limit

Constituent: TDS (mg/L) Analysis Run 5/6/2026 6:30 PM View: Appendix III Interwell

Plant Yates Client: Southern Company Data: Yates AMA-R6

	GWA-2 (bg)	YGWC-43	YGWC-49	YGWC-36A	YGWA-2I (bg)	YGWA-39 (bg)	YGWC-38	YGWA-40 (bg)	YGWC-41
10/2/2018									
2/25/2019	92								
3/26/2019								90	
3/27/2019						75	1190		
3/28/2019		323	164						372
3/29/2019					150				
4/1/2019									
4/2/2019									
4/3/2019									
4/4/2019				240					
6/12/2019	226								
9/24/2019					146				
9/25/2019									
9/26/2019			192	198					
9/27/2019									
10/8/2019	276								
10/9/2019		501				119	1100	98	440
3/17/2020	185								
3/18/2020									
3/19/2020					148				
3/24/2020								84	
3/25/2020		352	130	164		158	883		428
3/26/2020									
9/22/2020	281								
9/23/2020					161				
9/24/2020			187			170		77	
9/25/2020		494					664		307
10/7/2020				137					
3/1/2021									
3/2/2021	296								
3/3/2021					138				
3/4/2021		592	145	69		168	600	57	224
8/19/2021									
8/20/2021	254								
8/25/2021									
8/26/2021						249	562		225
8/27/2021					150				
9/1/2021			163						
9/3/2021				89				88	
9/27/2021		158							
2/8/2022	283	294	164			248		93	226
2/9/2022					156				
2/10/2022							541		
2/11/2022				81					
8/30/2022	244				153				
8/31/2022			207			242		92	
9/1/2022		366		108			499		205
2/7/2023	207				159	224			
2/8/2023		333					579	115	257
2/9/2023			145	116					
2/10/2023									
8/15/2023	230				157	225		83	

Prediction Limit

Constituent: TDS (mg/L) Analysis Run 5/6/2026 6:30 PM View: Appendix III Interwell

Plant Yates Client: Southern Company Data: Yates AMA-R6

	GWA-2 (bg)	YGWC-43	YGWC-49	YGWC-36A	YGWA-2I (bg)	YGWA-39 (bg)	YGWC-38	YGWA-40 (bg)	YGWC-41
8/16/2023		356	159	234			460		266
8/17/2023									
12/20/2023									
2/20/2024	214				159	233		109	
2/21/2024			173						
2/22/2024		313					403		224
2/23/2024				308					
6/10/2024									
8/20/2024					184				
8/21/2024						235		94	
8/22/2024		412	159	783					
8/23/2024							418		225
11/26/2024									
2/25/2025					156	228		86	
2/26/2025			150	421			347		215
2/27/2025		415							
3/17/2025									
5/21/2025									
8/12/2025				438	152	244		89	
8/13/2025									217
8/14/2025		395	149				341		
10/8/2025									
2/17/2026					167	224		85	
2/18/2026		395		465			295		
2/19/2026			148						220

Prediction Limit

Constituent: TDS (mg/L) Analysis Run 5/6/2026 6:30 PM View: Appendix III Interwell

Plant Yates Client: Southern Company Data: Yates AMA-R6

	YGWC-50
6/1/2016	
6/2/2016	
6/6/2016	
6/7/2016	
6/8/2016	
7/25/2016	
7/26/2016	
7/27/2016	
7/28/2016	
8/1/2016	
8/30/2016	
8/31/2016	
9/1/2016	
9/2/2016	
9/13/2016	
9/14/2016	
9/15/2016	
9/16/2016	
9/19/2016	
9/20/2016	
11/1/2016	
11/2/2016	
11/3/2016	
11/4/2016	
11/8/2016	
11/14/2016	
11/15/2016	
11/16/2016	
11/28/2016	
12/15/2016	
1/10/2017	
1/11/2017	
1/12/2017	
1/13/2017	
1/16/2017	
1/17/2017	
2/21/2017	
2/22/2017	
2/24/2017	
2/27/2017	
2/28/2017	
3/1/2017	
3/2/2017	
3/3/2017	
3/6/2017	
3/7/2017	
3/8/2017	
3/9/2017	
4/26/2017	
4/27/2017	
4/28/2017	
5/1/2017	

Prediction Limit

Constituent: TDS (mg/L) Analysis Run 5/6/2026 6:30 PM View: Appendix III Interwell

Plant Yates Client: Southern Company Data: Yates AMA-R6

	YGWC-50
5/2/2017	
5/8/2017	
5/9/2017	
5/10/2017	
5/26/2017	
6/27/2017	
6/28/2017	
6/29/2017	
6/30/2017	
7/7/2017	
7/10/2017	
7/11/2017	
7/13/2017	
7/17/2017	
9/22/2017	
9/29/2017	
10/3/2017	
10/4/2017	
10/5/2017	
10/6/2017	
10/10/2017	
10/11/2017	
10/12/2017	
10/16/2017	
11/20/2017	
11/21/2017	
1/10/2018	
1/11/2018	
1/12/2018	
2/19/2018	
2/20/2018	
4/2/2018	
4/3/2018	
4/4/2018	
6/5/2018	
6/6/2018	
6/7/2018	
6/8/2018	
6/11/2018	
6/12/2018	
6/13/2018	
6/27/2018	
6/28/2018	
8/6/2018	
8/7/2018	
9/19/2018	
9/20/2018	
9/24/2018	
9/25/2018	
9/26/2018	
9/27/2018	
10/1/2018	

Prediction Limit

Constituent: TDS (mg/L) Analysis Run 5/6/2026 6:30 PM View: Appendix III Interwell

Plant Yates Client: Southern Company Data: Yates AMA-R6

	YGWC-50
10/2/2018	
2/25/2019	
3/26/2019	
3/27/2019	
3/28/2019	
3/29/2019	
4/1/2019	
4/2/2019	
4/3/2019	
4/4/2019	
6/12/2019	
9/24/2019	
9/25/2019	
9/26/2019	
9/27/2019	
10/8/2019	
10/9/2019	
3/17/2020	
3/18/2020	
3/19/2020	
3/24/2020	
3/25/2020	
3/26/2020	
9/22/2020	
9/23/2020	
9/24/2020	
9/25/2020	
10/7/2020	
3/1/2021	
3/2/2021	
3/3/2021	
3/4/2021	
8/19/2021	
8/20/2021	
8/25/2021	
8/26/2021	
8/27/2021	
9/1/2021	
9/3/2021	
9/27/2021	
2/8/2022	
2/9/2022	
2/10/2022	
2/11/2022	
8/30/2022	
8/31/2022	
9/1/2022	
2/7/2023	
2/8/2023	
2/9/2023	
2/10/2023	
8/15/2023	

Prediction Limit

Constituent: TDS (mg/L) Analysis Run 5/6/2026 6:30 PM View: Appendix III Interwell

Plant Yates Client: Southern Company Data: Yates AMA-R6

	YGWC-50
8/16/2023	
8/17/2023	2010
12/20/2023	1930
2/20/2024	
2/21/2024	
2/22/2024	1930
2/23/2024	
6/10/2024	2030
8/20/2024	
8/21/2024	
8/22/2024	
8/23/2024	2050
11/26/2024	2010
2/25/2025	
2/26/2025	2040
2/27/2025	
3/17/2025	
5/21/2025	2090
8/12/2025	
8/13/2025	
8/14/2025	
10/8/2025	1890
2/17/2026	
2/18/2026	
2/19/2026	2030

FIGURE E.

Appendix III Trend Tests - Prediction Limit Exceedances - Significant Results

Plant Yates Client: Southern Company Data: Yates AMA-R6 Printed 5/6/2026, 6:40 PM

Constituent	Well	Slope	Calc.	Critical	Sig.	N	%NDs	Normality	Alpha	Method
Boron (mg/L)	YGWA-39 (bg)	0.01486	147	98	Yes	23	4.348	n/a	0.01	NP
Boron (mg/L)	YGWA-40 (bg)	-0.009267	-149	-98	Yes	23	0	n/a	0.01	NP
Boron (mg/L)	YGWC-38	-2.453	-229	-98	Yes	23	0	n/a	0.01	NP
Boron (mg/L)	YGWC-41	-1.438	-166	-98	Yes	23	0	n/a	0.01	NP
Boron (mg/L)	YGWC-42	-0.9771	-169	-98	Yes	23	0	n/a	0.01	NP
Boron (mg/L)	YGWC-43	0.3176	163	98	Yes	23	0	n/a	0.01	NP
Calcium (mg/L)	GWA-2 (bg)	2.258	92	81	Yes	20	5	n/a	0.01	NP
Calcium (mg/L)	YGWA-1D (bg)	0.4607	185	118	Yes	26	0	n/a	0.01	NP
Calcium (mg/L)	YGWA-1I (bg)	-0.07631	-192	-118	Yes	26	0	n/a	0.01	NP
Calcium (mg/L)	YGWA-5I (bg)	0.06772	220	124	Yes	27	0	n/a	0.01	NP
Calcium (mg/L)	YGWA-17S (bg)	0.1377	269	124	Yes	27	0	n/a	0.01	NP
Calcium (mg/L)	YGWA-18S (bg)	-0.05549	-224	-118	Yes	26	0	n/a	0.01	NP
Calcium (mg/L)	YGWA-20S (bg)	0.04101	140	124	Yes	27	0	n/a	0.01	NP
Calcium (mg/L)	YGWA-30I (bg)	0.02676	145	118	Yes	26	0	n/a	0.01	NP
Calcium (mg/L)	YGWA-39 (bg)	2.274	176	98	Yes	23	0	n/a	0.01	NP
Calcium (mg/L)	YGWA-47 (bg)	-0.5765	-141	-98	Yes	23	4.348	n/a	0.01	NP
Calcium (mg/L)	YGWC-42	-9.062	-183	-98	Yes	23	0	n/a	0.01	NP
Calcium (mg/L)	YGWC-50	40.56	31	30	Yes	10	0	n/a	0.01	NP
Sulfate (mg/L)	GWA-2 (bg)	9.755	89	81	Yes	20	0	n/a	0.01	NP
Sulfate (mg/L)	YGWA-1D (bg)	0.7871	242	118	Yes	26	0	n/a	0.01	NP
Sulfate (mg/L)	YGWA-2I (bg)	1.235	174	118	Yes	26	0	n/a	0.01	NP
Sulfate (mg/L)	YGWA-3D (bg)	0.2239	168	118	Yes	26	0	n/a	0.01	NP
Sulfate (mg/L)	YGWA-3I (bg)	0.6706	159	118	Yes	26	0	n/a	0.01	NP
Sulfate (mg/L)	YGWA-5D (bg)	-1.715	-246	-124	Yes	27	3.704	n/a	0.01	NP
Sulfate (mg/L)	YGWA-5I (bg)	0.06702	215	124	Yes	27	0	n/a	0.01	NP
Sulfate (mg/L)	YGWA-18I (bg)	-0.07648	-130	-118	Yes	26	15.38	n/a	0.01	NP
Sulfate (mg/L)	YGWA-18S (bg)	-0.1111	-210	-118	Yes	26	0	n/a	0.01	NP
Sulfate (mg/L)	YGWA-20S (bg)	0	127	124	Yes	27	62.96	n/a	0.01	NP
Sulfate (mg/L)	YGWA-39 (bg)	-2.152	-196	-98	Yes	23	0	n/a	0.01	NP
Sulfate (mg/L)	YGWA-40 (bg)	-4.215	-182	-98	Yes	23	0	n/a	0.01	NP
Sulfate (mg/L)	YGWA-47 (bg)	-7.885	-179	-98	Yes	23	0	n/a	0.01	NP
Sulfate (mg/L)	YGWC-42	-74.95	-195	-98	Yes	23	0	n/a	0.01	NP
TDS (mg/L)	YGWA-21I (bg)	6.381	121	118	Yes	26	0	n/a	0.01	NP
TDS (mg/L)	YGWA-39 (bg)	20.99	142	98	Yes	23	0	n/a	0.01	NP
TDS (mg/L)	YGWA-47 (bg)	-6.027	-125	-98	Yes	23	0	n/a	0.01	NP
TDS (mg/L)	YGWC-42	-89.39	-181	-98	Yes	23	0	n/a	0.01	NP
TDS (mg/L)	YGWC-43	24.88	124	98	Yes	23	0	n/a	0.01	NP

Appendix III Trend Tests - Prediction Limit Exceedances - All Results

Plant Yates Client: Southern Company Data: Yates AMA-R6 Printed 5/6/2026, 6:40 PM

Constituent	Well	Slope	Calc.	Critical	Sig.	N	%NDs	Normality	Alpha	Method
Boron (mg/L)	GWA-2 (bg)	0	26	81	No	20	65	n/a	0.01	NP
Boron (mg/L)	YGWA-1D (bg)	0.00143	111	118	No	26	50	n/a	0.01	NP
Boron (mg/L)	YGWA-1I (bg)	0	6	118	No	26	73.08	n/a	0.01	NP
Boron (mg/L)	YGWA-2I (bg)	0	22	118	No	26	84.62	n/a	0.01	NP
Boron (mg/L)	YGWA-3D (bg)	0	56	118	No	26	69.23	n/a	0.01	NP
Boron (mg/L)	YGWA-3I (bg)	0	12	118	No	26	88.46	n/a	0.01	NP
Boron (mg/L)	YGWA-4I (bg)	0	43	118	No	26	76.92	n/a	0.01	NP
Boron (mg/L)	YGWA-5D (bg)	0.0004313	109	118	No	26	23.08	n/a	0.01	NP
Boron (mg/L)	YGWA-5I (bg)	0	2	118	No	26	69.23	n/a	0.01	NP
Boron (mg/L)	YGWA-14S (bg)	0	2	118	No	26	3.846	n/a	0.01	NP
Boron (mg/L)	YGWA-17S (bg)	0.0004873	114	118	No	26	15.38	n/a	0.01	NP
Boron (mg/L)	YGWA-18I (bg)	0	6	118	No	26	84.62	n/a	0.01	NP
Boron (mg/L)	YGWA-18S (bg)	0.001174	106	118	No	26	30.77	n/a	0.01	NP
Boron (mg/L)	YGWA-20S (bg)	0	5	118	No	26	92.31	n/a	0.01	NP
Boron (mg/L)	YGWA-21I (bg)	0	-52	-118	No	26	50	n/a	0.01	NP
Boron (mg/L)	YGWA-30I (bg)	0	2	118	No	26	88.46	n/a	0.01	NP
Boron (mg/L)	**YGWA-39 (bg)**	**0.01486**	**147**	**98**	**Yes**	**23**	**4.348**	**n/a**	**0.01**	**NP**
Boron (mg/L)	**YGWA-40 (bg)**	**-0.009267**	**-149**	**-98**	**Yes**	**23**	**0**	**n/a**	**0.01**	**NP**
Boron (mg/L)	YGWA-47 (bg)	0.0001179	11	98	No	23	8.696	n/a	0.01	NP
Boron (mg/L)	**YGWC-38**	**-2.453**	**-229**	**-98**	**Yes**	**23**	**0**	**n/a**	**0.01**	**NP**
Boron (mg/L)	**YGWC-41**	**-1.438**	**-166**	**-98**	**Yes**	**23**	**0**	**n/a**	**0.01**	**NP**
Boron (mg/L)	YGWC-23S	0.03456	88	118	No	26	0	n/a	0.01	NP
Boron (mg/L)	YGWC-36A	-0.01238	-58	-118	No	26	0	n/a	0.01	NP
Boron (mg/L)	**YGWC-42**	**-0.9771**	**-169**	**-98**	**Yes**	**23**	**0**	**n/a**	**0.01**	**NP**
Boron (mg/L)	**YGWC-43**	**0.3176**	**163**	**98**	**Yes**	**23**	**0**	**n/a**	**0.01**	**NP**
Boron (mg/L)	YGWC-50	0.7993	15	30	No	10	0	n/a	0.01	NP
Calcium (mg/L)	**GWA-2 (bg)**	**2.258**	**92**	**81**	**Yes**	**20**	**5**	**n/a**	**0.01**	**NP**
Calcium (mg/L)	**YGWA-1D (bg)**	**0.4607**	**185**	**118**	**Yes**	**26**	**0**	**n/a**	**0.01**	**NP**
Calcium (mg/L)	**YGWA-1I (bg)**	**-0.07631**	**-192**	**-118**	**Yes**	**26**	**0**	**n/a**	**0.01**	**NP**
Calcium (mg/L)	YGWA-2I (bg)	0.1717	50	118	No	26	0	n/a	0.01	NP
Calcium (mg/L)	YGWA-3D (bg)	0.1813	76	118	No	26	0	n/a	0.01	NP
Calcium (mg/L)	YGWA-3I (bg)	0.3436	107	118	No	26	0	n/a	0.01	NP
Calcium (mg/L)	YGWA-4I (bg)	0.07686	58	124	No	27	0	n/a	0.01	NP
Calcium (mg/L)	YGWA-5D (bg)	-0.6754	-108	-124	No	27	0	n/a	0.01	NP
Calcium (mg/L)	**YGWA-5I (bg)**	**0.06772**	**220**	**124**	**Yes**	**27**	**0**	**n/a**	**0.01**	**NP**
Calcium (mg/L)	YGWA-14S (bg)	0.01179	80	118	No	26	0	n/a	0.01	NP
Calcium (mg/L)	**YGWA-17S (bg)**	**0.1377**	**269**	**124**	**Yes**	**27**	**0**	**n/a**	**0.01**	**NP**
Calcium (mg/L)	YGWA-18I (bg)	0.05459	85	118	No	26	0	n/a	0.01	NP
Calcium (mg/L)	**YGWA-18S (bg)**	**-0.05549**	**-224**	**-118**	**Yes**	**26**	**0**	**n/a**	**0.01**	**NP**
Calcium (mg/L)	**YGWA-20S (bg)**	**0.04101**	**140**	**124**	**Yes**	**27**	**0**	**n/a**	**0.01**	**NP**
Calcium (mg/L)	YGWA-21I (bg)	0.3337	103	124	No	27	0	n/a	0.01	NP
Calcium (mg/L)	**YGWA-30I (bg)**	**0.02676**	**145**	**118**	**Yes**	**26**	**0**	**n/a**	**0.01**	**NP**
Calcium (mg/L)	**YGWA-39 (bg)**	**2.274**	**176**	**98**	**Yes**	**23**	**0**	**n/a**	**0.01**	**NP**
Calcium (mg/L)	YGWA-40 (bg)	-0.1968	-86	-98	No	23	4.348	n/a	0.01	NP
Calcium (mg/L)	**YGWA-47 (bg)**	**-0.5765**	**-141**	**-98**	**Yes**	**23**	**4.348**	**n/a**	**0.01**	**NP**
Calcium (mg/L)	YGWC-36A	2.288	82	124	No	27	0	n/a	0.01	NP
Calcium (mg/L)	**YGWC-42**	**-9.062**	**-183**	**-98**	**Yes**	**23**	**0**	**n/a**	**0.01**	**NP**
Calcium (mg/L)	**YGWC-50**	**40.56**	**31**	**30**	**Yes**	**10**	**0**	**n/a**	**0.01**	**NP**
Sulfate (mg/L)	**GWA-2 (bg)**	**9.755**	**89**	**81**	**Yes**	**20**	**0**	**n/a**	**0.01**	**NP**
Sulfate (mg/L)	**YGWA-1D (bg)**	**0.7871**	**242**	**118**	**Yes**	**26**	**0**	**n/a**	**0.01**	**NP**
Sulfate (mg/L)	YGWA-1I (bg)	-0.09682	-66	-118	No	26	0	n/a	0.01	NP
Sulfate (mg/L)	**YGWA-2I (bg)**	**1.235**	**174**	**118**	**Yes**	**26**	**0**	**n/a**	**0.01**	**NP**
Sulfate (mg/L)	**YGWA-3D (bg)**	**0.2239**	**168**	**118**	**Yes**	**26**	**0**	**n/a**	**0.01**	**NP**
Sulfate (mg/L)	**YGWA-3I (bg)**	**0.6706**	**159**	**118**	**Yes**	**26**	**0**	**n/a**	**0.01**	**NP**
Sulfate (mg/L)	YGWA-4I (bg)	0.02313	26	124	No	27	0	n/a	0.01	NP
Sulfate (mg/L)	**YGWA-5D (bg)**	**-1.715**	**-246**	**-124**	**Yes**	**27**	**3.704**	**n/a**	**0.01**	**NP**
Sulfate (mg/L)	**YGWA-5I (bg)**	**0.06702**	**215**	**124**	**Yes**	**27**	**0**	**n/a**	**0.01**	**NP**
Sulfate (mg/L)	YGWA-14S (bg)	0.04468	37	118	No	26	0	n/a	0.01	NP
Sulfate (mg/L)	YGWA-17S (bg)	-0.06816	-99	-124	No	27	0	n/a	0.01	NP
Sulfate (mg/L)	**YGWA-18I (bg)**	**-0.07648**	**-130**	**-118**	**Yes**	**26**	**15.38**	**n/a**	**0.01**	**NP**
Sulfate (mg/L)	**YGWA-18S (bg)**	**-0.1111**	**-210**	**-118**	**Yes**	**26**	**0**	**n/a**	**0.01**	**NP**
Sulfate (mg/L)	**YGWA-20S (bg)**	**0**	**127**	**124**	**Yes**	**27**	**62.96**	**n/a**	**0.01**	**NP**
Sulfate (mg/L)	YGWA-21I (bg)	-0.1363	-104	-124	No	27	0	n/a	0.01	NP
Sulfate (mg/L)	YGWA-30I (bg)	-0.05082	-114	-118	No	26	0	n/a	0.01	NP
Sulfate (mg/L)	**YGWA-39 (bg)**	**-2.152**	**-196**	**-98**	**Yes**	**23**	**0**	**n/a**	**0.01**	**NP**

Appendix III Trend Tests - Prediction Limit Exceedances - All Results

Plant Yates Client: Southern Company Data: Yates AMA-R6 Printed 5/6/2026, 6:40 PM

Constituent	Well	Slope	Calc.	Critical	Sig.	N	%NDs	Normality	Alpha	Method
Sulfate (mg/L)	**YGWA-40 (bg)**	**-4.215**	**-182**	**-98**	**Yes**	**23**	**0**	**n/a**	**0.01**	**NP**
Sulfate (mg/L)	**YGWA-47 (bg)**	**-7.885**	**-179**	**-98**	**Yes**	**23**	**0**	**n/a**	**0.01**	**NP**
Sulfate (mg/L)	YGWC-36A	5.246	36	118	No	26	0	n/a	0.01	NP
Sulfate (mg/L)	**YGWC-42**	**-74.95**	**-195**	**-98**	**Yes**	**23**	**0**	**n/a**	**0.01**	**NP**
Sulfate (mg/L)	YGWC-43	8.873	75	98	No	23	0	n/a	0.01	NP
Sulfate (mg/L)	YGWC-50	-9.812	-3	-30	No	10	0	n/a	0.01	NP
TDS (mg/L)	GWA-2 (bg)	12.15	73	81	No	20	0	n/a	0.01	NP
TDS (mg/L)	YGWA-1D (bg)	2.074	95	118	No	26	0	n/a	0.01	NP
TDS (mg/L)	YGWA-1I (bg)	-0.1855	-9	-118	No	26	0	n/a	0.01	NP
TDS (mg/L)	YGWA-2I (bg)	0.4558	30	118	No	26	0	n/a	0.01	NP
TDS (mg/L)	YGWA-3D (bg)	1.746	63	118	No	26	0	n/a	0.01	NP
TDS (mg/L)	YGWA-3I (bg)	1.677	54	118	No	26	0	n/a	0.01	NP
TDS (mg/L)	YGWA-4I (bg)	2.08	74	118	No	26	0	n/a	0.01	NP
TDS (mg/L)	YGWA-5D (bg)	-3.776	-64	-111	No	25	0	n/a	0.01	NP
TDS (mg/L)	YGWA-5I (bg)	0.6843	45	118	No	26	0	n/a	0.01	NP
TDS (mg/L)	YGWA-14S (bg)	1.369	84	118	No	26	0	n/a	0.01	NP
TDS (mg/L)	YGWA-17S (bg)	2.212	100	118	No	26	0	n/a	0.01	NP
TDS (mg/L)	YGWA-18I (bg)	-0.2847	-11	-118	No	26	0	n/a	0.01	NP
TDS (mg/L)	YGWA-18S (bg)	0.8065	37	118	No	26	0	n/a	0.01	NP
TDS (mg/L)	YGWA-20S (bg)	2.681	99	118	No	26	0	n/a	0.01	NP
TDS (mg/L)	**YGWA-21I (bg)**	**6.381**	**121**	**118**	**Yes**	**26**	**0**	**n/a**	**0.01**	**NP**
TDS (mg/L)	YGWA-30I (bg)	1.866	98	118	No	26	7.692	n/a	0.01	NP
TDS (mg/L)	**YGWA-39 (bg)**	**20.99**	**142**	**98**	**Yes**	**23**	**0**	**n/a**	**0.01**	**NP**
TDS (mg/L)	YGWA-40 (bg)	-3.172	-81	-98	No	23	0	n/a	0.01	NP
TDS (mg/L)	**YGWA-47 (bg)**	**-6.027**	**-125**	**-98**	**Yes**	**23**	**0**	**n/a**	**0.01**	**NP**
TDS (mg/L)	YGWC-36A	-5.129	-11	-118	No	26	0	n/a	0.01	NP
TDS (mg/L)	**YGWC-42**	**-89.39**	**-181**	**-98**	**Yes**	**23**	**0**	**n/a**	**0.01**	**NP**
TDS (mg/L)	**YGWC-43**	**24.88**	**124**	**98**	**Yes**	**23**	**0**	**n/a**	**0.01**	**NP**
TDS (mg/L)	YGWC-50	19.59	10	30	No	10	0	n/a	0.01	NP

Sanitas™ v.10.1.06e Software licensed to Groundwater Stats Consulting. UG
Hollow symbols indicate censored values.

Sen's Slope Estimator

GWA-2 (bg)

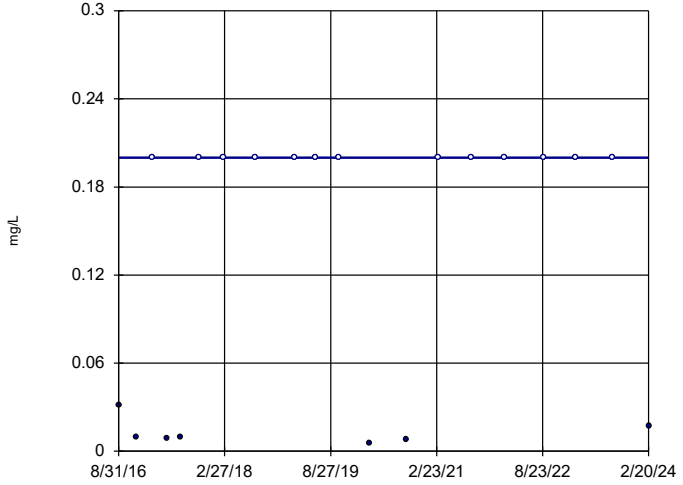

n = 20

Slope = 0
units per year.

Mann-Kendall
statistic = 26
critical = 81

Trend not sig-
nificant at 99%
confidence level
(α = 0.005 per
tail).

Constituent: Boron Analysis Run 5/6/2026 6:37 PM View: Appendix III Trend Tests
Plant Yates Client: Southern Company Data: Yates AMA-R6

Sanitas™ v.10.1.06e Software licensed to Groundwater Stats Consulting. UG
Hollow symbols indicate censored values.

Sen's Slope Estimator

YGWA-1D (bg)

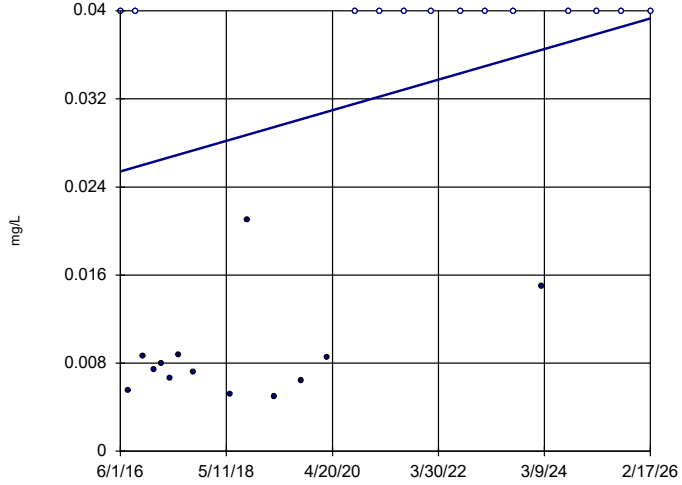

n = 26

Slope = 0.00143
units per year.

Mann-Kendall
statistic = 111
critical = 118

Trend not sig-
nificant at 99%
confidence level
(α = 0.005 per
tail).

Constituent: Boron Analysis Run 5/6/2026 6:37 PM View: Appendix III Trend Tests
Plant Yates Client: Southern Company Data: Yates AMA-R6

Sanitas™ v.10.1.06e Software licensed to Groundwater Stats Consulting. UG
Hollow symbols indicate censored values.

Sen's Slope Estimator

YGWA-1I (bg)

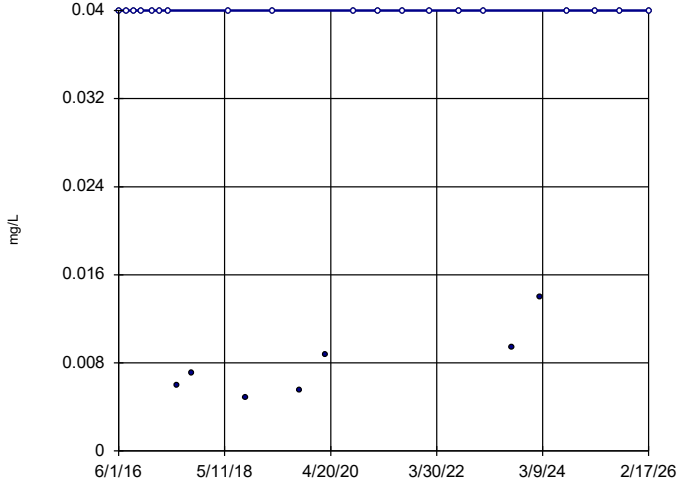

n = 26

Slope = 0
units per year.

Mann-Kendall
statistic = 6
critical = 118

Trend not sig-
nificant at 99%
confidence level
(α = 0.005 per
tail).

Constituent: Boron Analysis Run 5/6/2026 6:37 PM View: Appendix III Trend Tests
Plant Yates Client: Southern Company Data: Yates AMA-R6

Sanitas™ v.10.1.06e Software licensed to Groundwater Stats Consulting. UG
Hollow symbols indicate censored values.

Sen's Slope Estimator

YGWA-2I (bg)

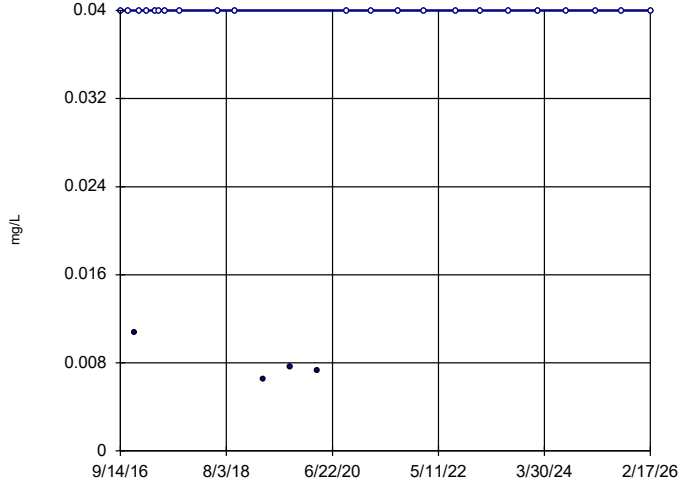

n = 26

Slope = 0
units per year.

Mann-Kendall
statistic = 22
critical = 118

Trend not sig-
nificant at 99%
confidence level
(α = 0.005 per
tail).

Constituent: Boron Analysis Run 5/6/2026 6:37 PM View: Appendix III Trend Tests
Plant Yates Client: Southern Company Data: Yates AMA-R6

Sanitas™ v.10.1.06e Software licensed to Groundwater Stats Consulting. UG
Hollow symbols indicate censored values.

Sen's Slope Estimator

YGWA-3D (bg)

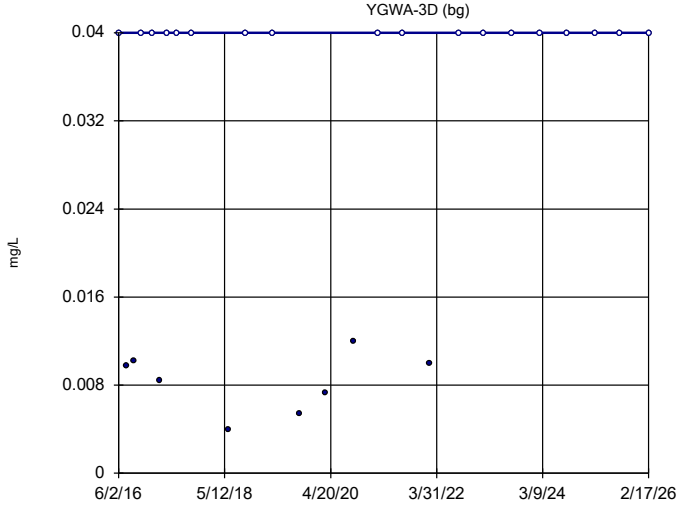

n = 26

Slope = 0 units per year.

Mann-Kendall statistic = 56 critical = 118

Trend not significant at 99% confidence level (α = 0.005 per tail).

Constituent: Boron Analysis Run 5/6/2026 6:37 PM View: Appendix III Trend Tests
Plant Yates Client: Southern Company Data: Yates AMA-R6

Sanitas™ v.10.1.06e Software licensed to Groundwater Stats Consulting. UG
Hollow symbols indicate censored values.

Sen's Slope Estimator

YGWA-3I (bg)

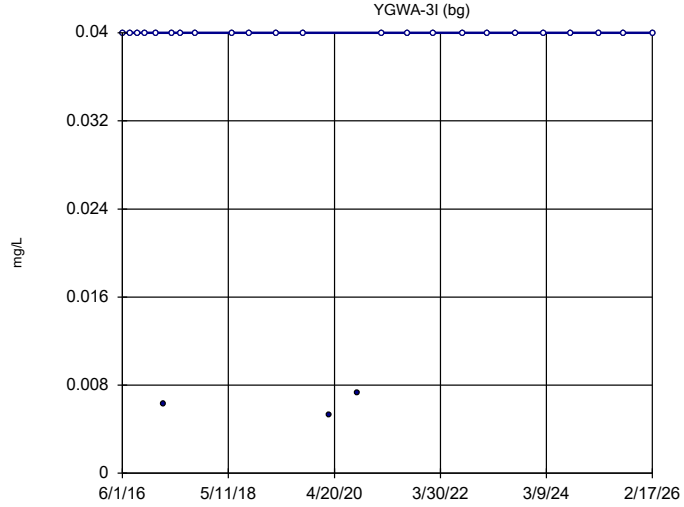

n = 26

Slope = 0 units per year.

Mann-Kendall statistic = 12 critical = 118

Trend not significant at 99% confidence level (α = 0.005 per tail).

Constituent: Boron Analysis Run 5/6/2026 6:37 PM View: Appendix III Trend Tests
Plant Yates Client: Southern Company Data: Yates AMA-R6

Sanitas™ v.10.1.06e Software licensed to Groundwater Stats Consulting. UG
Hollow symbols indicate censored values.

Sen's Slope Estimator

YGWA-4I (bg)

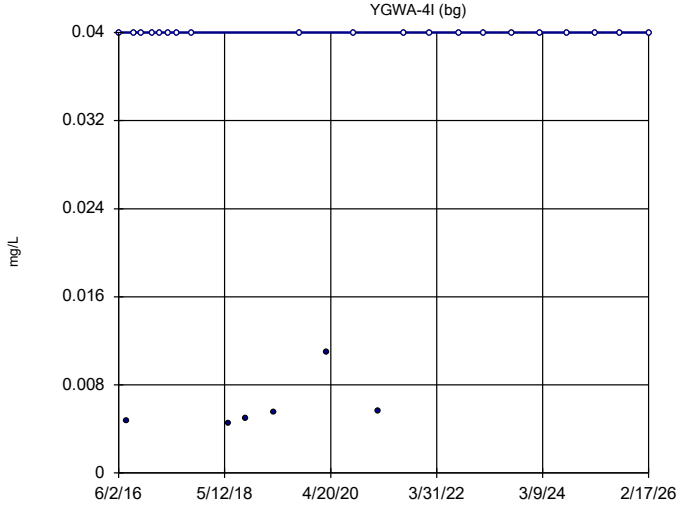

n = 26

Slope = 0 units per year.

Mann-Kendall statistic = 43 critical = 118

Trend not significant at 99% confidence level (α = 0.005 per tail).

Constituent: Boron Analysis Run 5/6/2026 6:37 PM View: Appendix III Trend Tests
Plant Yates Client: Southern Company Data: Yates AMA-R6

Sanitas™ v.10.1.06e Software licensed to Groundwater Stats Consulting. UG
Hollow symbols indicate censored values.

Sen's Slope Estimator

YGWA-5D (bg)

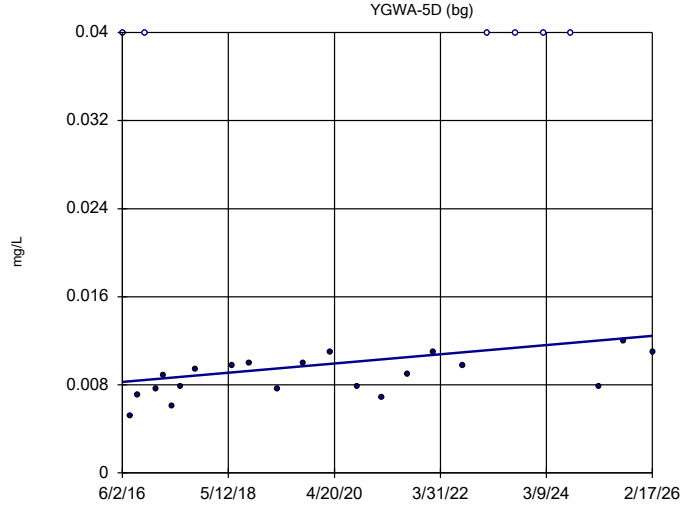

n = 26

Slope = 0.0004313 units per year.

Mann-Kendall statistic = 109 critical = 118

Trend not significant at 99% confidence level (α = 0.005 per tail).

Constituent: Boron Analysis Run 5/6/2026 6:37 PM View: Appendix III Trend Tests
Plant Yates Client: Southern Company Data: Yates AMA-R6

Sanitas™ v.10.1.06e Software licensed to Groundwater Stats Consulting. UG
Hollow symbols indicate censored values.

Sen's Slope Estimator

YGWA-5I (bg)

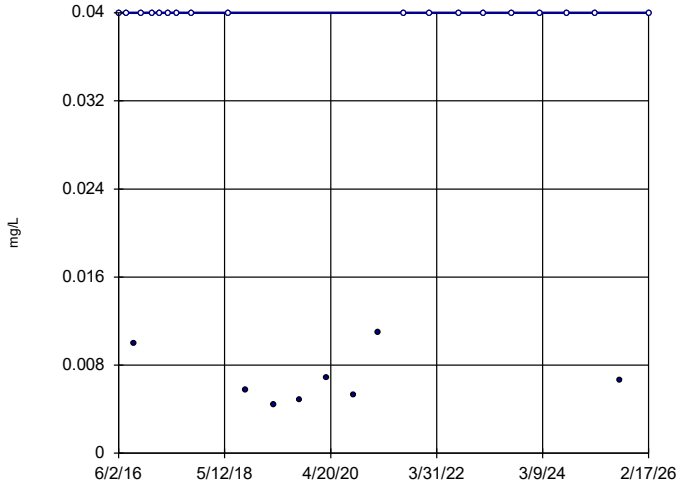

n = 26

Slope = 0
units per year.

Mann-Kendall
statistic = 2
critical = 118

Trend not sig-
nificant at 99%
confidence level
(α = 0.005 per
tail).

Constituent: Boron Analysis Run 5/6/2026 6:37 PM View: Appendix III Trend Tests
Plant Yates Client: Southern Company Data: Yates AMA-R6

Sanitas™ v.10.1.06e Software licensed to Groundwater Stats Consulting. UG
Hollow symbols indicate censored values.

Sen's Slope Estimator

YGWA-14S (bg)

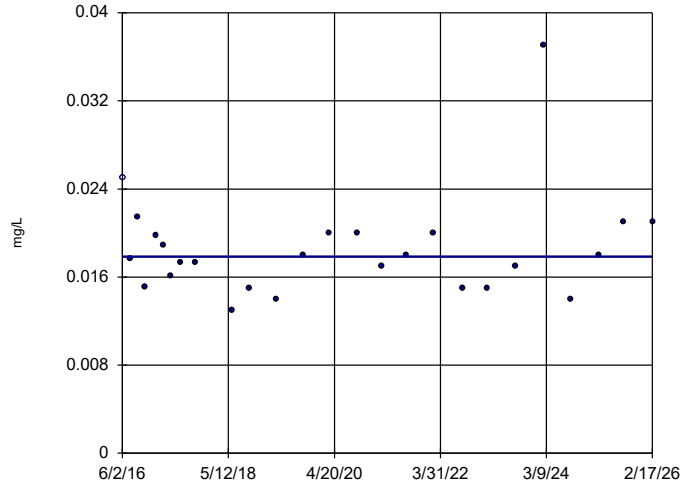

n = 26

Slope = 0
units per year.

Mann-Kendall
statistic = 2
critical = 118

Trend not sig-
nificant at 99%
confidence level
(α = 0.005 per
tail).

Constituent: Boron Analysis Run 5/6/2026 6:37 PM View: Appendix III Trend Tests
Plant Yates Client: Southern Company Data: Yates AMA-R6

Sanitas™ v.10.1.06e Software licensed to Groundwater Stats Consulting. UG
Hollow symbols indicate censored values.

Sen's Slope Estimator

YGWA-17S (bg)

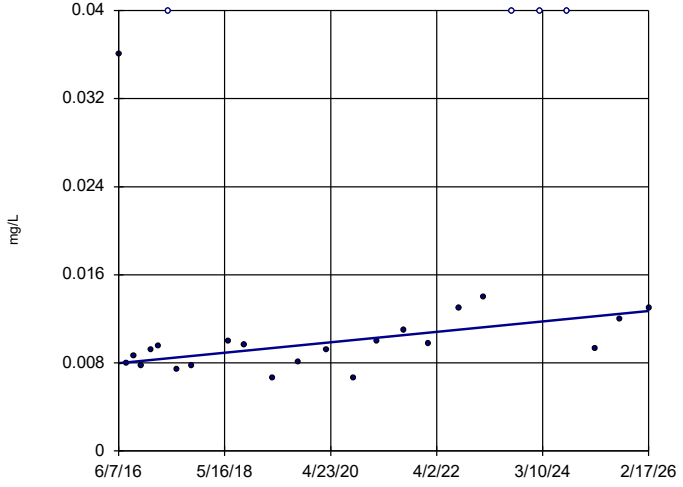

n = 26

Slope = 0.0004873
units per year.

Mann-Kendall
statistic = 114
critical = 118

Trend not sig-
nificant at 99%
confidence level
(α = 0.005 per
tail).

Constituent: Boron Analysis Run 5/6/2026 6:37 PM View: Appendix III Trend Tests
Plant Yates Client: Southern Company Data: Yates AMA-R6

Sanitas™ v.10.1.06e Software licensed to Groundwater Stats Consulting. UG
Hollow symbols indicate censored values.

Sen's Slope Estimator

YGWA-18I (bg)

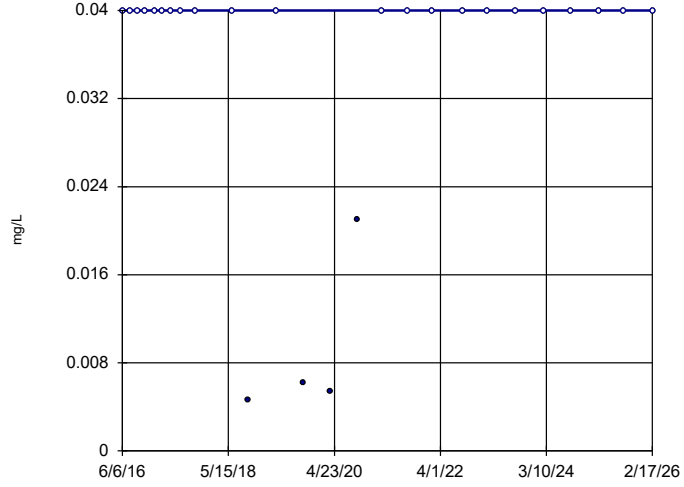

n = 26

Slope = 0
units per year.

Mann-Kendall
statistic = 6
critical = 118

Trend not sig-
nificant at 99%
confidence level
(α = 0.005 per
tail).

Constituent: Boron Analysis Run 5/6/2026 6:37 PM View: Appendix III Trend Tests
Plant Yates Client: Southern Company Data: Yates AMA-R6

Sanitas™ v.10.1.06e Software licensed to Groundwater Stats Consulting. UG
Hollow symbols indicate censored values.

Sen's Slope Estimator

YGWA-18S (bg)

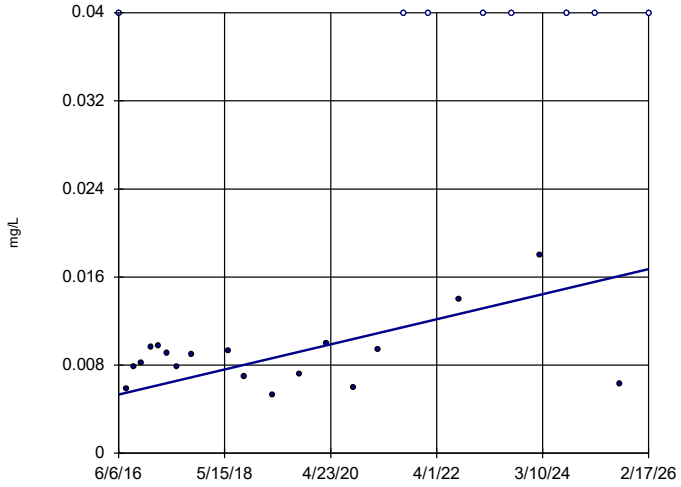

n = 26

Slope = 0.001174 units per year.

Mann-Kendall statistic = 106 critical = 118

Trend not significant at 99% confidence level (α = 0.005 per tail).

Constituent: Boron Analysis Run 5/6/2026 6:37 PM View: Appendix III Trend Tests
Plant Yates Client: Southern Company Data: Yates AMA-R6

Sanitas™ v.10.1.06e Software licensed to Groundwater Stats Consulting. UG
Hollow symbols indicate censored values.

Sen's Slope Estimator

YGWA-20S (bg)

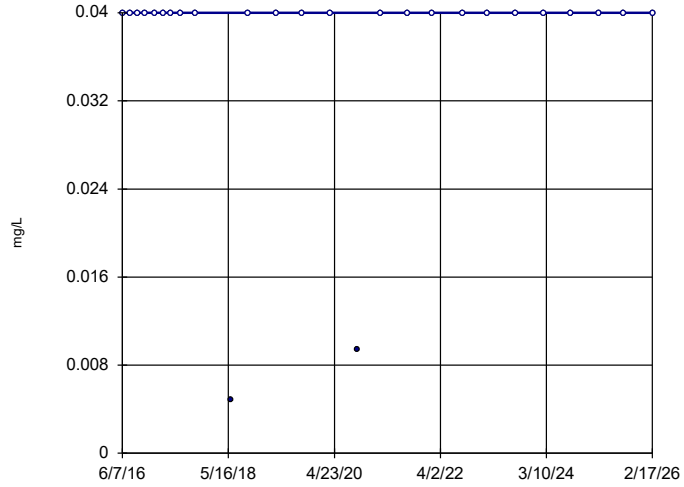

n = 26

Slope = 0 units per year.

Mann-Kendall statistic = 5 critical = 118

Trend not significant at 99% confidence level (α = 0.005 per tail).

Constituent: Boron Analysis Run 5/6/2026 6:37 PM View: Appendix III Trend Tests
Plant Yates Client: Southern Company Data: Yates AMA-R6

Sanitas™ v.10.1.06e Software licensed to Groundwater Stats Consulting. UG
Hollow symbols indicate censored values.

Sen's Slope Estimator

YGWA-21I (bg)

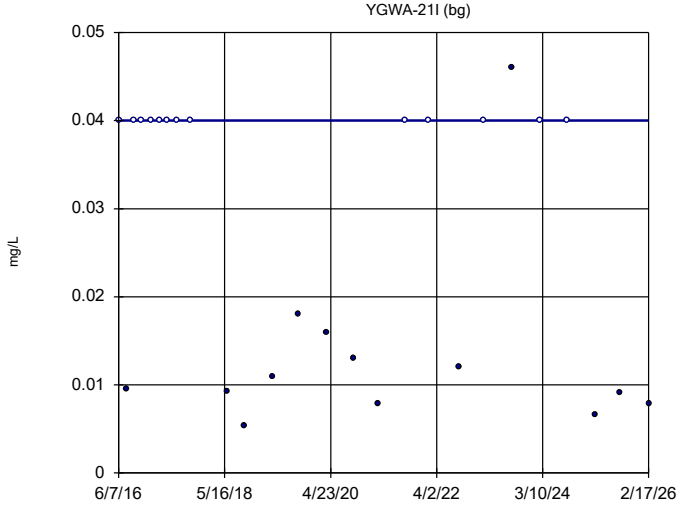

n = 26

Slope = 0 units per year.

Mann-Kendall statistic = -52 critical = -118

Trend not significant at 99% confidence level (α = 0.005 per tail).

Constituent: Boron Analysis Run 5/6/2026 6:37 PM View: Appendix III Trend Tests
Plant Yates Client: Southern Company Data: Yates AMA-R6

Sanitas™ v.10.1.06e Software licensed to Groundwater Stats Consulting. UG
Hollow symbols indicate censored values.

Sen's Slope Estimator

YGWA-30I (bg)

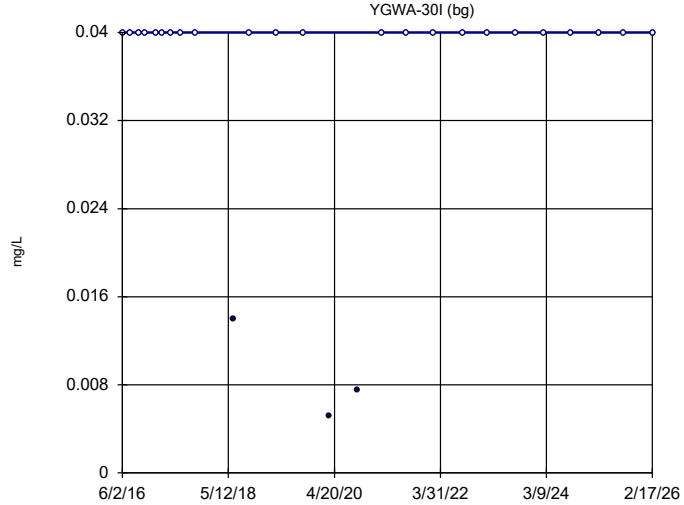

n = 26

Slope = 0 units per year.

Mann-Kendall statistic = 2 critical = 118

Trend not significant at 99% confidence level (α = 0.005 per tail).

Constituent: Boron Analysis Run 5/6/2026 6:37 PM View: Appendix III Trend Tests
Plant Yates Client: Southern Company Data: Yates AMA-R6

Sanitas™ v.10.1.06e Software licensed to Groundwater Stats Consulting. UG
Hollow symbols indicate censored values.

Sen's Slope Estimator

YGWA-39 (bg)

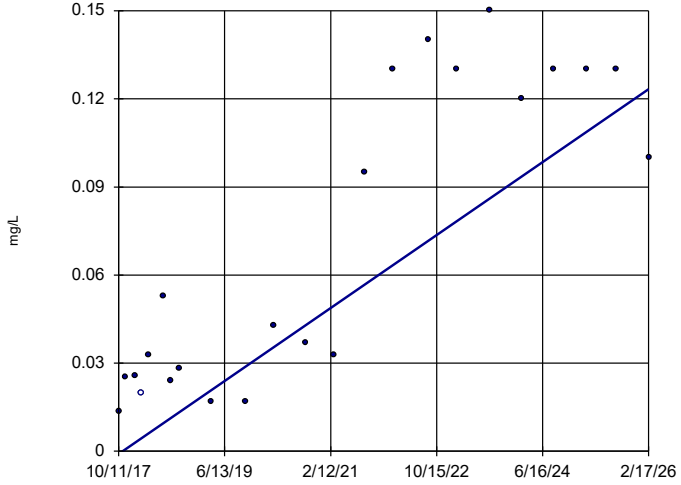

n = 23

Slope = 0.01486 units per year.

Mann-Kendall statistic = 147
critical = 98

Increasing trend significant at 99% confidence level (α = 0.005 per tail).

Constituent: Boron Analysis Run 5/6/2026 6:37 PM View: Appendix III Trend Tests
Plant Yates Client: Southern Company Data: Yates AMA-R6

Sanitas™ v.10.1.06e Software licensed to Groundwater Stats Consulting. UG

Sen's Slope Estimator

YGWA-40 (bg)

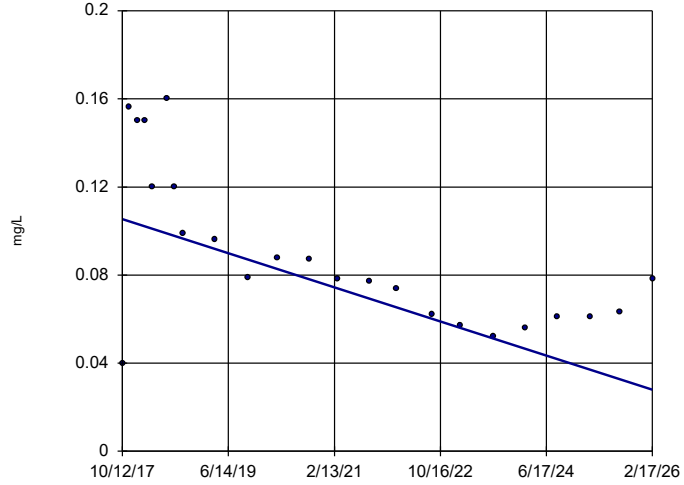

n = 23

Slope = -0.009267 units per year.

Mann-Kendall statistic = -149
critical = -98

Decreasing trend significant at 99% confidence level (α = 0.005 per tail).

Constituent: Boron Analysis Run 5/6/2026 6:37 PM View: Appendix III Trend Tests
Plant Yates Client: Southern Company Data: Yates AMA-R6

Sanitas™ v.10.1.06e Software licensed to Groundwater Stats Consulting. UG
Hollow symbols indicate censored values.

Sen's Slope Estimator

YGWA-47 (bg)

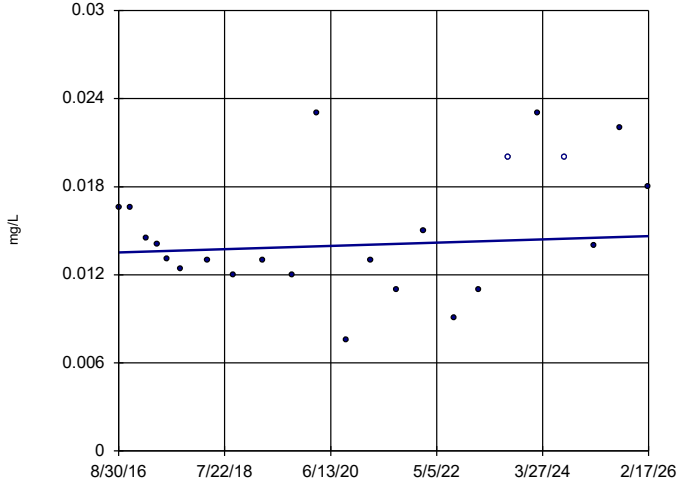

n = 23

Slope = 0.0001179 units per year.

Mann-Kendall statistic = 11
critical = 98

Trend not significant at 99% confidence level (α = 0.005 per tail).

Constituent: Boron Analysis Run 5/6/2026 6:37 PM View: Appendix III Trend Tests
Plant Yates Client: Southern Company Data: Yates AMA-R6

Sanitas™ v.10.1.06e Software licensed to Groundwater Stats Consulting. UG

Sen's Slope Estimator

YGWC-38

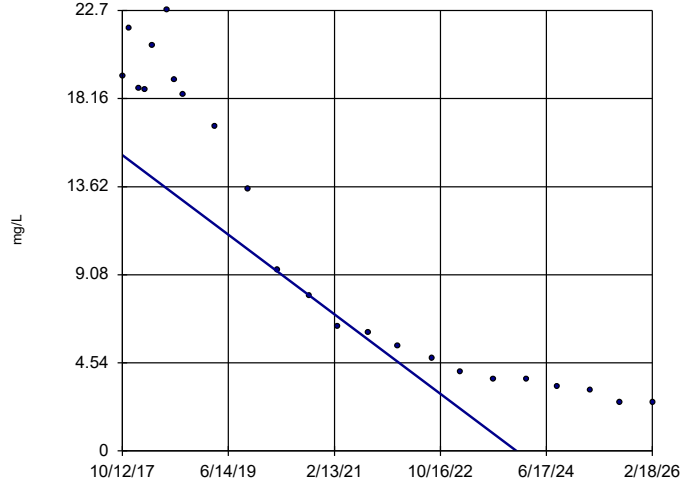

n = 23

Slope = -2.453 units per year.

Mann-Kendall statistic = -229
critical = -98

Decreasing trend significant at 99% confidence level (α = 0.005 per tail).

Constituent: Boron Analysis Run 5/6/2026 6:37 PM View: Appendix III Trend Tests
Plant Yates Client: Southern Company Data: Yates AMA-R6

Sanitas™ v.10.1.06e Software licensed to Groundwater Stats Consulting. UG

Sen's Slope Estimator

YGWC-41

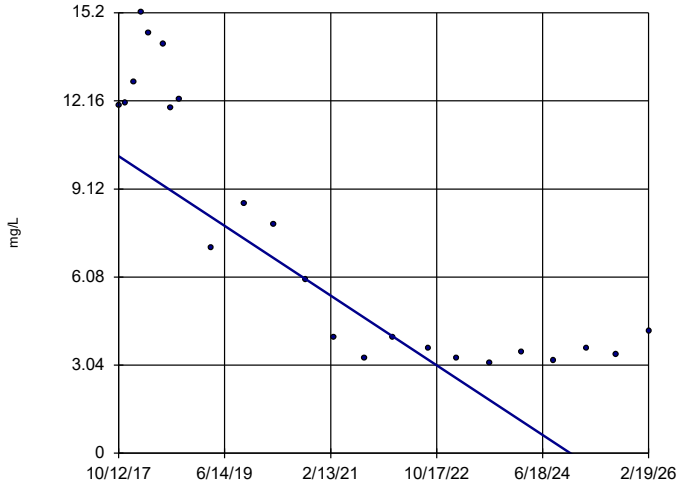

n = 23

Slope = -1.438 units per year.

Mann-Kendall statistic = -166 critical = -98

Decreasing trend significant at 99% confidence level (α = 0.005 per tail).

Constituent: Boron Analysis Run 5/6/2026 6:37 PM View: Appendix III Trend Tests

Plant Yates Client: Southern Company Data: Yates AMA-R6

Sanitas™ v.10.1.06e Software licensed to Groundwater Stats Consulting. UG

Sen's Slope Estimator

YGWC-23S

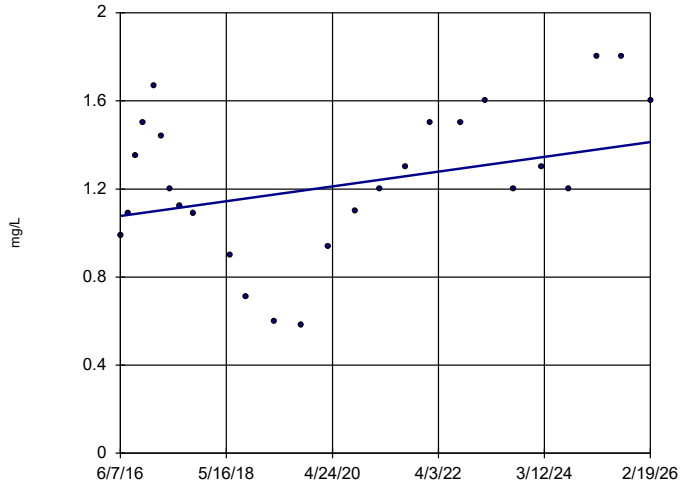

n = 26

Slope = 0.03456 units per year.

Mann-Kendall statistic = 88 critical = 118

Trend not significant at 99% confidence level (α = 0.005 per tail).

Constituent: Boron Analysis Run 5/6/2026 6:37 PM View: Appendix III Trend Tests

Plant Yates Client: Southern Company Data: Yates AMA-R6

Sanitas™ v.10.1.06e Software licensed to Groundwater Stats Consulting. UG

Sen's Slope Estimator

YGWC-36A

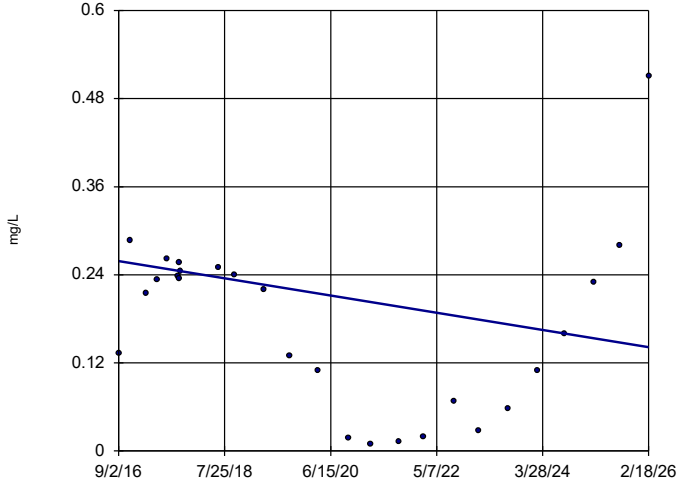

n = 26

Slope = -0.01238 units per year.

Mann-Kendall statistic = -58 critical = -118

Trend not significant at 99% confidence level (α = 0.005 per tail).

Constituent: Boron Analysis Run 5/6/2026 6:37 PM View: Appendix III Trend Tests

Plant Yates Client: Southern Company Data: Yates AMA-R6

Sanitas™ v.10.1.06e Software licensed to Groundwater Stats Consulting. UG

Sen's Slope Estimator

YGWC-42

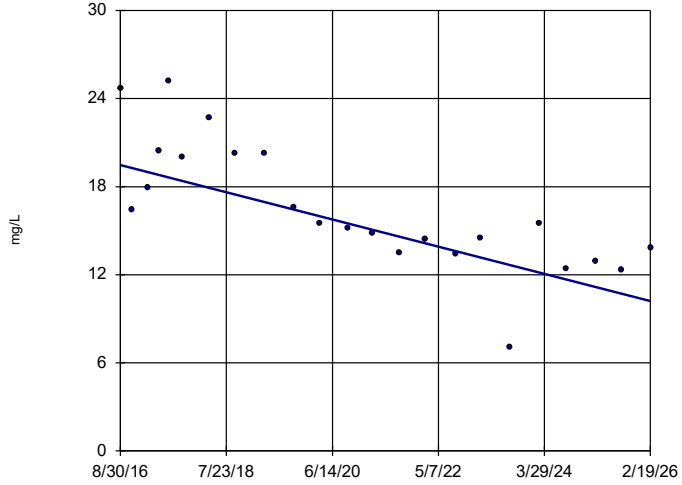

n = 23

Slope = -0.9771 units per year.

Mann-Kendall statistic = -169 critical = -98

Decreasing trend significant at 99% confidence level (α = 0.005 per tail).

Constituent: Boron Analysis Run 5/6/2026 6:37 PM View: Appendix III Trend Tests

Plant Yates Client: Southern Company Data: Yates AMA-R6

Sanitas™ v.10.1.06e Software licensed to Groundwater Stats Consulting. UG

Sen's Slope Estimator

YGWC-43

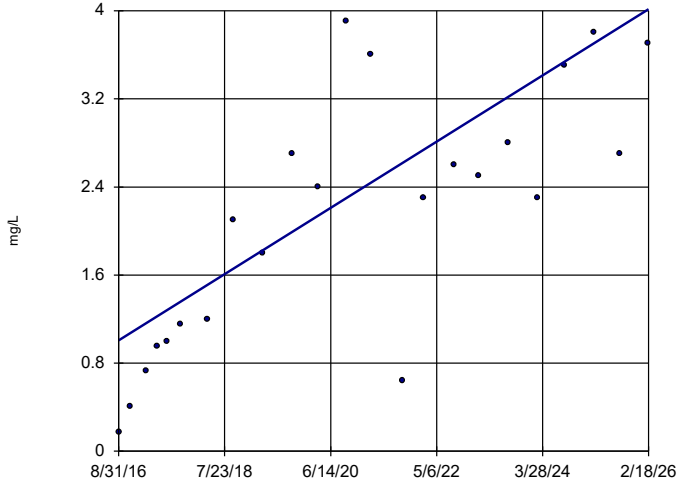

n = 23

Slope = 0.3176 units per year.

Mann-Kendall statistic = 163 critical = 98

Increasing trend significant at 99% confidence level (α = 0.005 per tail).

Constituent: Boron Analysis Run 5/6/2026 6:37 PM View: Appendix III Trend Tests

Plant Yates Client: Southern Company Data: Yates AMA-R6

Sanitas™ v.10.1.06e Software licensed to Groundwater Stats Consulting. UG

Sen's Slope Estimator

YGWC-50

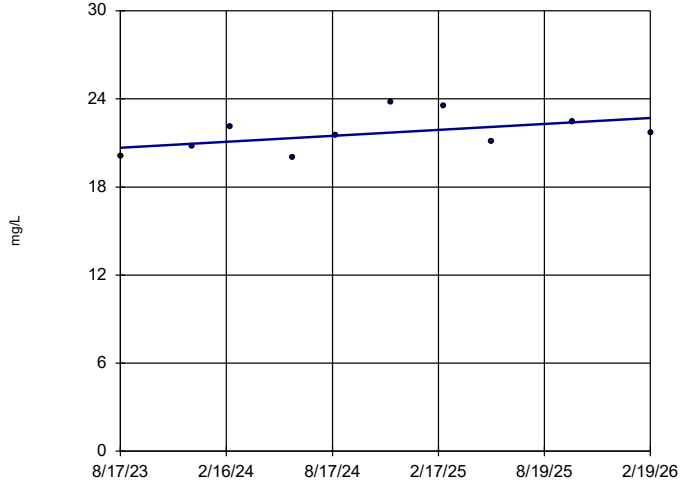

n = 10

Slope = 0.7993 units per year.

Mann-Kendall statistic = 15 critical = 30

Trend not significant at 99% confidence level (α = 0.005 per tail).

Constituent: Boron Analysis Run 5/6/2026 6:37 PM View: Appendix III Trend Tests

Plant Yates Client: Southern Company Data: Yates AMA-R6

Sanitas™ v.10.1.06e Software licensed to Groundwater Stats Consulting. UG

Hollow symbols indicate censored values.

Sen's Slope Estimator

GWA-2 (bg)

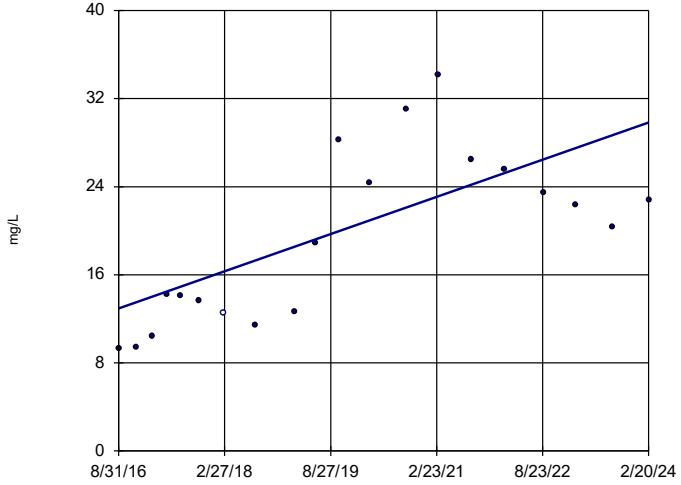

n = 20

Slope = 2.258 units per year.

Mann-Kendall statistic = 92 critical = 81

Increasing trend significant at 99% confidence level (α = 0.005 per tail).

Constituent: Calcium Analysis Run 5/6/2026 6:37 PM View: Appendix III Trend Tests

Plant Yates Client: Southern Company Data: Yates AMA-R6

Sanitas™ v.10.1.06e Software licensed to Groundwater Stats Consulting. UG

Sen's Slope Estimator

YGWA-1D (bg)

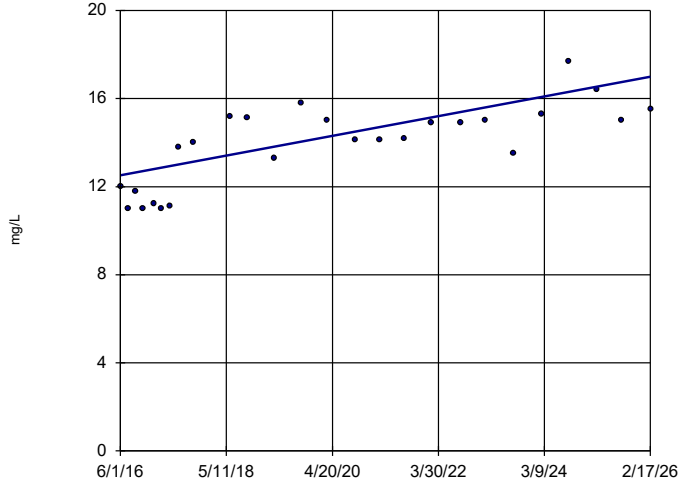

n = 26

Slope = 0.4607 units per year.

Mann-Kendall statistic = 185 critical = 118

Increasing trend significant at 99% confidence level (α = 0.005 per tail).

Constituent: Calcium Analysis Run 5/6/2026 6:37 PM View: Appendix III Trend Tests

Plant Yates Client: Southern Company Data: Yates AMA-R6

Sanitas™ v.10.1.06e Software licensed to Groundwater Stats Consulting. UG

Sen's Slope Estimator

YGWA-1I (bg)

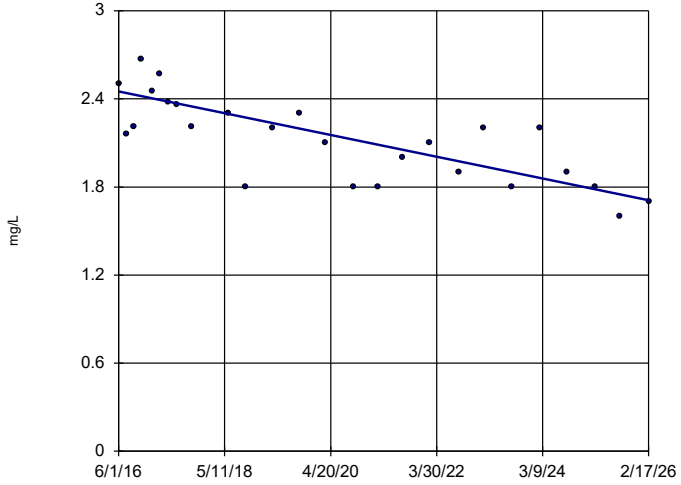

n = 26

Slope = -0.07631 units per year.

Mann-Kendall statistic = -192 critical = -118

Decreasing trend significant at 99% confidence level (α = 0.005 per tail).

Constituent: Calcium Analysis Run 5/6/2026 6:37 PM View: Appendix III Trend Tests

Plant Yates Client: Southern Company Data: Yates AMA-R6

Sanitas™ v.10.1.06e Software licensed to Groundwater Stats Consulting. UG

Sen's Slope Estimator

YGWA-2I (bg)

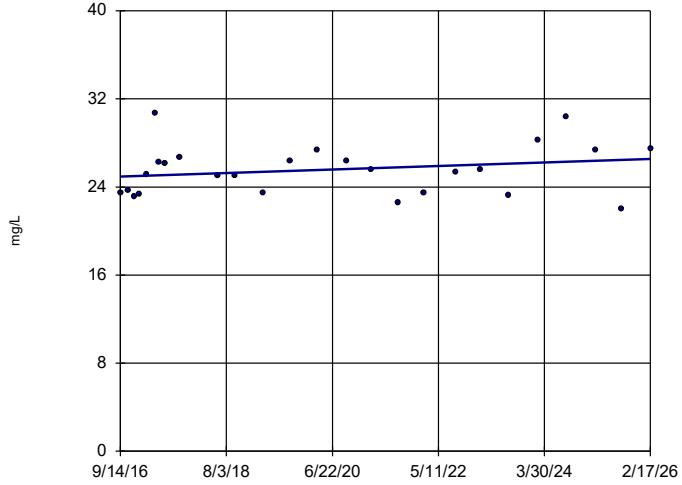

n = 26

Slope = 0.1717 units per year.

Mann-Kendall statistic = 50 critical = 118

Trend not significant at 99% confidence level (α = 0.005 per tail).

Constituent: Calcium Analysis Run 5/6/2026 6:37 PM View: Appendix III Trend Tests

Plant Yates Client: Southern Company Data: Yates AMA-R6

Sanitas™ v.10.1.06e Software licensed to Groundwater Stats Consulting. UG

Sen's Slope Estimator

YGWA-3D (bg)

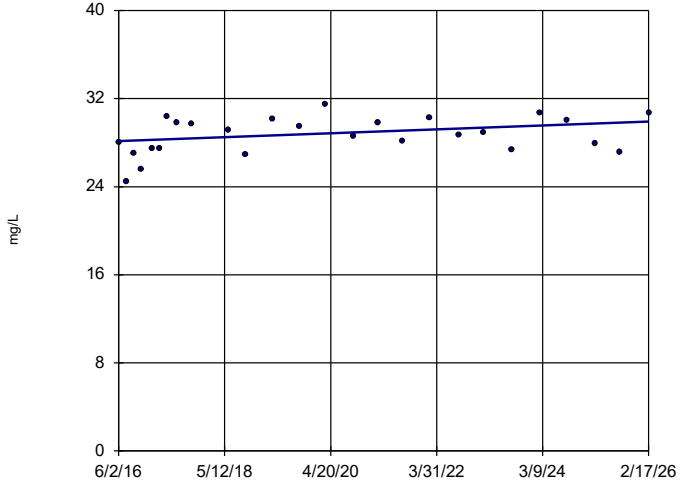

n = 26

Slope = 0.1813 units per year.

Mann-Kendall statistic = 76 critical = 118

Trend not significant at 99% confidence level (α = 0.005 per tail).

Constituent: Calcium Analysis Run 5/6/2026 6:37 PM View: Appendix III Trend Tests

Plant Yates Client: Southern Company Data: Yates AMA-R6

Sanitas™ v.10.1.06e Software licensed to Groundwater Stats Consulting. UG

Sen's Slope Estimator

YGWA-3I (bg)

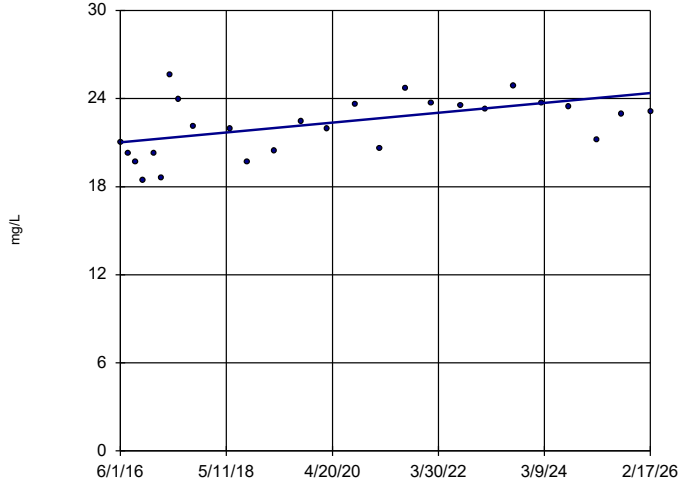

n = 26

Slope = 0.3436 units per year.

Mann-Kendall statistic = 107 critical = 118

Trend not significant at 99% confidence level (α = 0.005 per tail).

Constituent: Calcium Analysis Run 5/6/2026 6:37 PM View: Appendix III Trend Tests

Plant Yates Client: Southern Company Data: Yates AMA-R6

Sanitas™ v.10.1.06e Software licensed to Groundwater Stats Consulting. UG

Sen's Slope Estimator

YGWA-4I (bg)

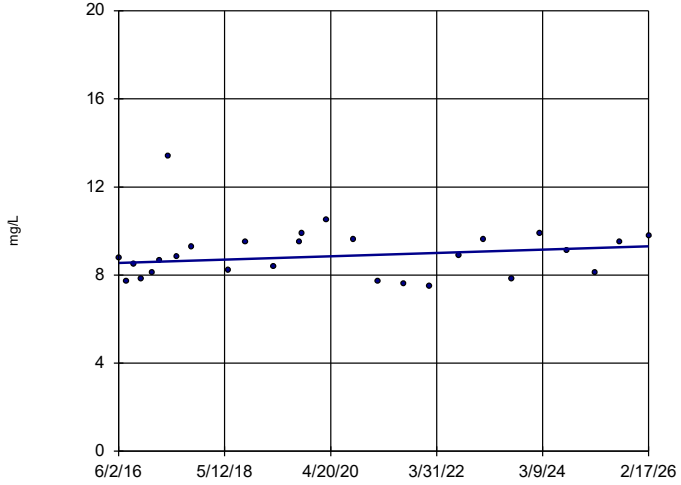

n = 27

Slope = 0.07686 units per year.

Mann-Kendall statistic = 58 critical = 124

Trend not significant at 99% confidence level (α = 0.005 per tail).

Constituent: Calcium Analysis Run 5/6/2026 6:37 PM View: Appendix III Trend Tests

Plant Yates Client: Southern Company Data: Yates AMA-R6

Sanitas™ v.10.1.06e Software licensed to Groundwater Stats Consulting. UG

Sen's Slope Estimator

YGWA-5D (bg)

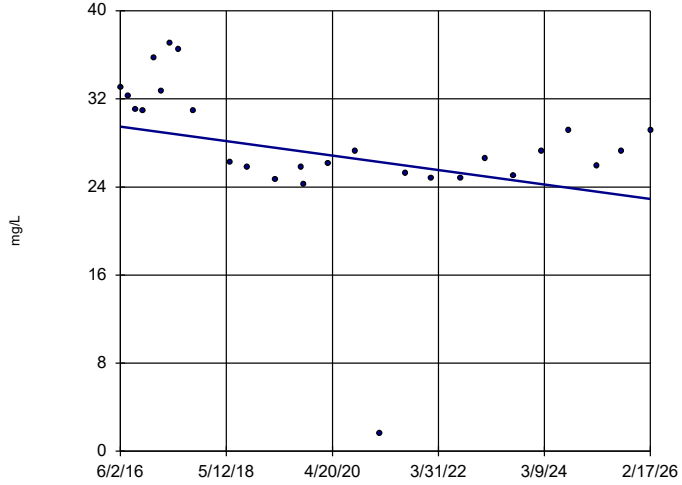

n = 27

Slope = -0.6754 units per year.

Mann-Kendall statistic = -108 critical = -124

Trend not significant at 99% confidence level (α = 0.005 per tail).

Constituent: Calcium Analysis Run 5/6/2026 6:37 PM View: Appendix III Trend Tests

Plant Yates Client: Southern Company Data: Yates AMA-R6

Sanitas™ v.10.1.06e Software licensed to Groundwater Stats Consulting. UG

Sen's Slope Estimator

YGWA-5I (bg)

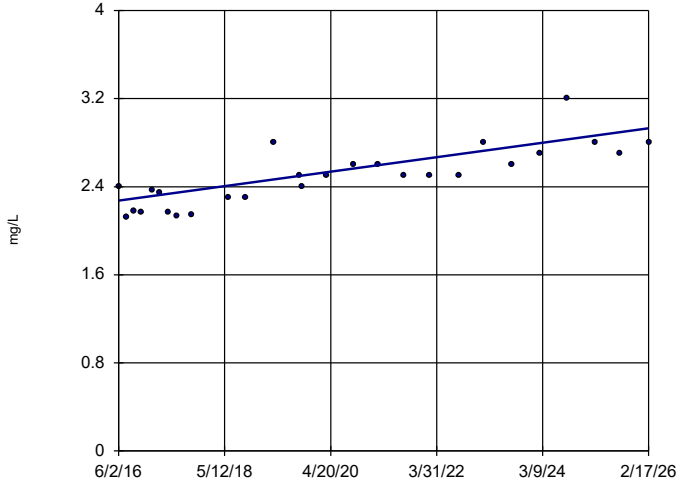

n = 27

Slope = 0.06772 units per year.

Mann-Kendall statistic = 220 critical = 124

Increasing trend significant at 99% confidence level (α = 0.005 per tail).

Constituent: Calcium Analysis Run 5/6/2026 6:37 PM View: Appendix III Trend Tests

Plant Yates Client: Southern Company Data: Yates AMA-R6

Sanitas™ v.10.1.06e Software licensed to Groundwater Stats Consulting. UG

Sen's Slope Estimator

YGWA-14S (bg)

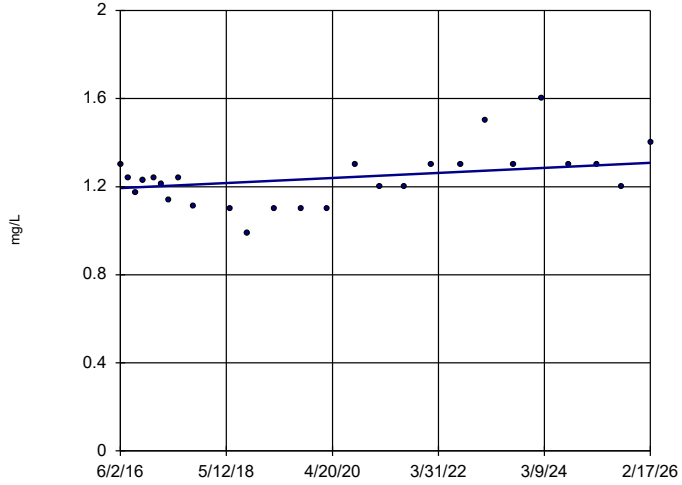

n = 26

Slope = 0.01179 units per year.

Mann-Kendall statistic = 80 critical = 118

Trend not significant at 99% confidence level (α = 0.005 per tail).

Constituent: Calcium Analysis Run 5/6/2026 6:37 PM View: Appendix III Trend Tests

Plant Yates Client: Southern Company Data: Yates AMA-R6

Sanitas™ v.10.1.06e Software licensed to Groundwater Stats Consulting. UG

Sen's Slope Estimator

YGWA-17S (bg)

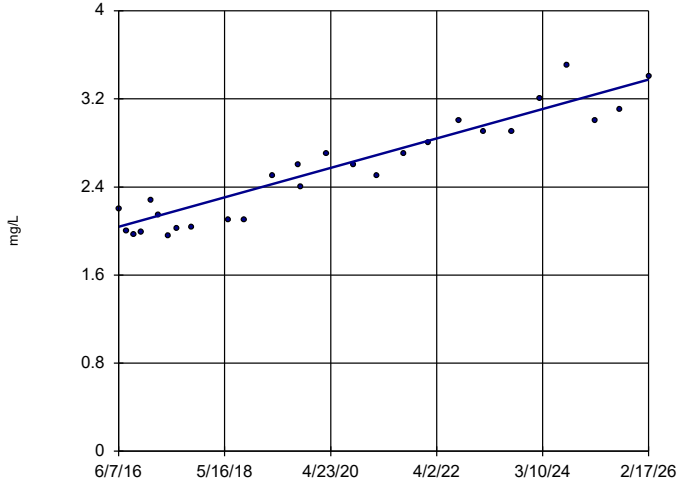

n = 27

Slope = 0.1377 units per year.

Mann-Kendall statistic = 269 critical = 124

Increasing trend significant at 99% confidence level (α = 0.005 per tail).

Constituent: Calcium Analysis Run 5/6/2026 6:38 PM View: Appendix III Trend Tests

Plant Yates Client: Southern Company Data: Yates AMA-R6

Sanitas™ v.10.1.06e Software licensed to Groundwater Stats Consulting. UG

Sen's Slope Estimator

YGWA-18I (bg)

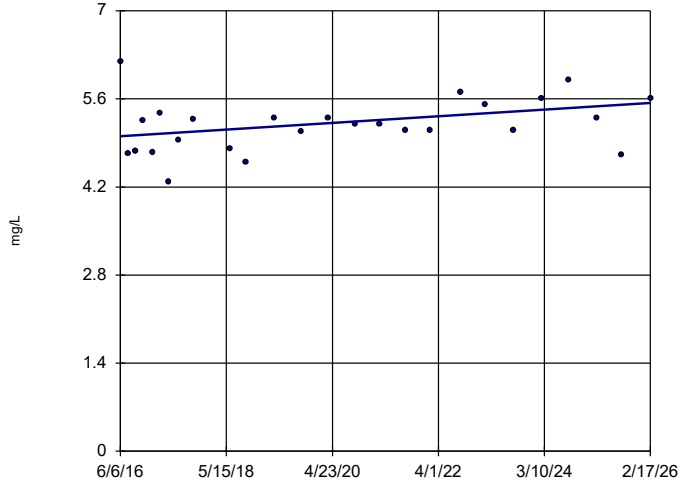

n = 26

Slope = 0.05459 units per year.

Mann-Kendall statistic = 85 critical = 118

Trend not significant at 99% confidence level (α = 0.005 per tail).

Constituent: Calcium Analysis Run 5/6/2026 6:38 PM View: Appendix III Trend Tests

Plant Yates Client: Southern Company Data: Yates AMA-R6

Sanitas™ v.10.1.06e Software licensed to Groundwater Stats Consulting. UG

Sen's Slope Estimator

YGWA-18S (bg)

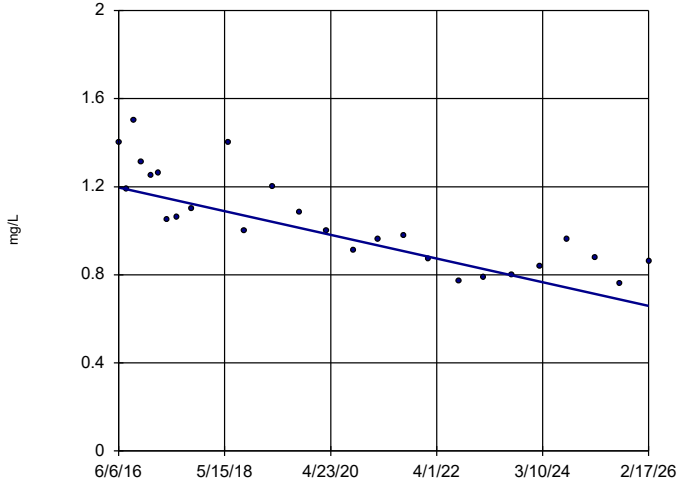

n = 26

Slope = -0.05549 units per year.

Mann-Kendall statistic = -224 critical = -118

Decreasing trend significant at 99% confidence level (α = 0.005 per tail).

Constituent: Calcium Analysis Run 5/6/2026 6:38 PM View: Appendix III Trend Tests

Plant Yates Client: Southern Company Data: Yates AMA-R6

Sanitas™ v.10.1.06e Software licensed to Groundwater Stats Consulting. UG

Sen's Slope Estimator

YGWA-20S (bg)

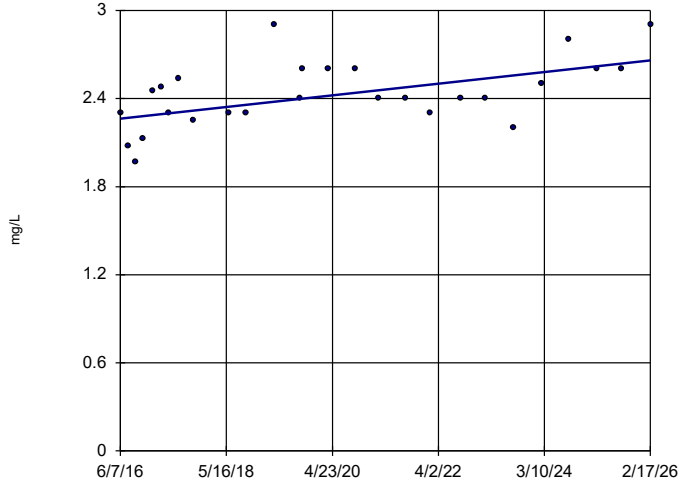

n = 27

Slope = 0.04101 units per year.

Mann-Kendall statistic = 140 critical = 124

Increasing trend significant at 99% confidence level (α = 0.005 per tail).

Constituent: Calcium Analysis Run 5/6/2026 6:38 PM View: Appendix III Trend Tests

Plant Yates Client: Southern Company Data: Yates AMA-R6

Sanitas™ v.10.1.06e Software licensed to Groundwater Stats Consulting. UG

Sen's Slope Estimator

YGWA-21I (bg)

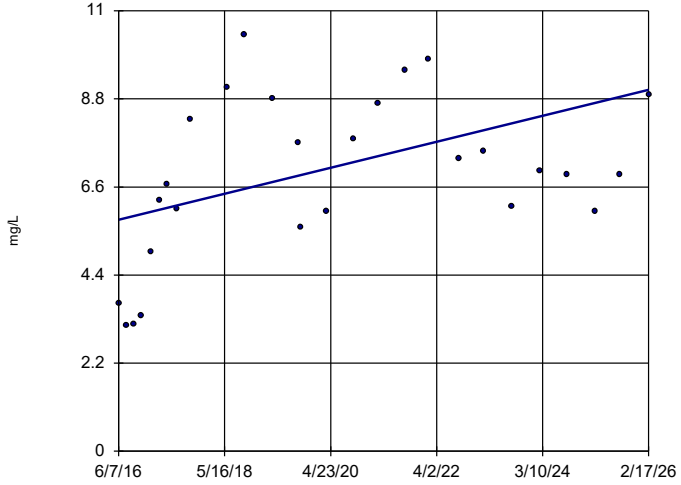

n = 27

Slope = 0.3337 units per year.

Mann-Kendall statistic = 103 critical = 124

Trend not significant at 99% confidence level (α = 0.005 per tail).

Constituent: Calcium Analysis Run 5/6/2026 6:38 PM View: Appendix III Trend Tests

Plant Yates Client: Southern Company Data: Yates AMA-R6

Sanitas™ v.10.1.06e Software licensed to Groundwater Stats Consulting. UG

Sen's Slope Estimator

YGWA-30I (bg)

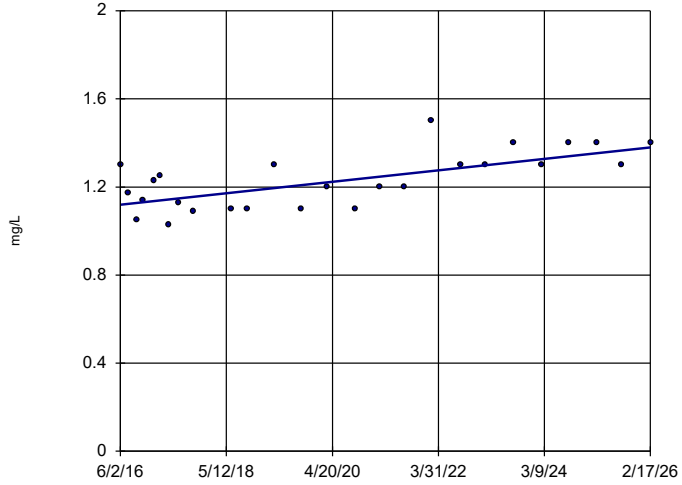

n = 26

Slope = 0.02676 units per year.

Mann-Kendall statistic = 145 critical = 118

Increasing trend significant at 99% confidence level (α = 0.005 per tail).

Constituent: Calcium Analysis Run 5/6/2026 6:38 PM View: Appendix III Trend Tests

Plant Yates Client: Southern Company Data: Yates AMA-R6

Sanitas™ v.10.1.06e Software licensed to Groundwater Stats Consulting. UG

Sen's Slope Estimator

YGWA-39 (bg)

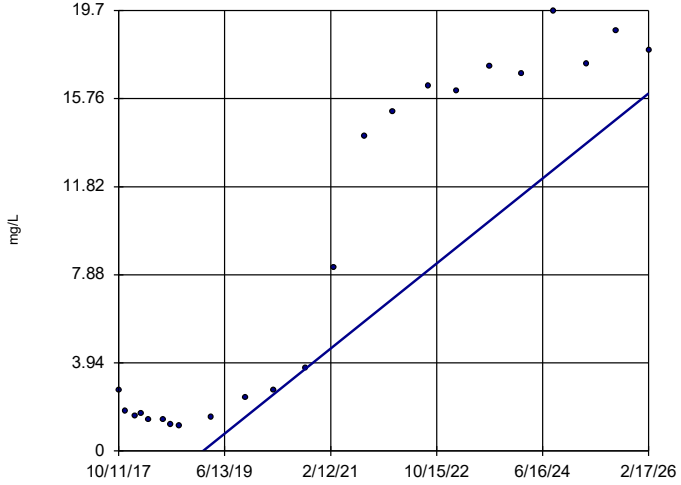

n = 23

Slope = 2.274 units per year.

Mann-Kendall statistic = 176 critical = 98

Increasing trend significant at 99% confidence level (α = 0.005 per tail).

Constituent: Calcium Analysis Run 5/6/2026 6:38 PM View: Appendix III Trend Tests

Plant Yates Client: Southern Company Data: Yates AMA-R6

Sanitas™ v.10.1.06e Software licensed to Groundwater Stats Consulting. UG

Hollow symbols indicate censored values.

Sen's Slope Estimator

YGWA-40 (bg)

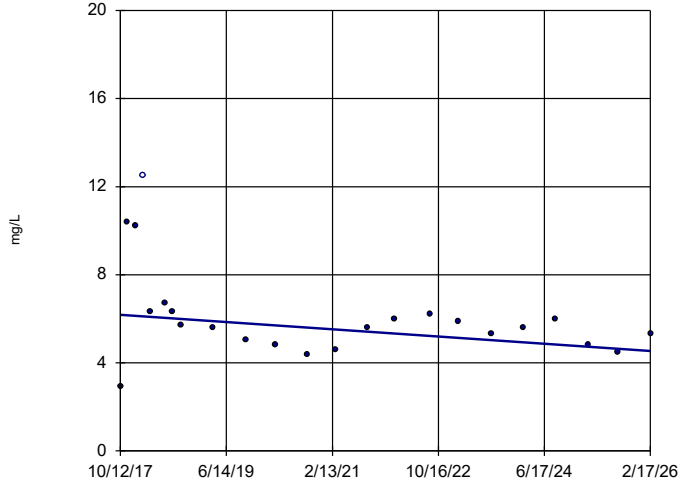

n = 23

Slope = -0.1968 units per year.

Mann-Kendall statistic = -86 critical = -98

Trend not significant at 99% confidence level (α = 0.005 per tail).

Constituent: Calcium Analysis Run 5/6/2026 6:38 PM View: Appendix III Trend Tests

Plant Yates Client: Southern Company Data: Yates AMA-R6

Sanitas™ v.10.1.06e Software licensed to Groundwater Stats Consulting. UG

Hollow symbols indicate censored values.

Sen's Slope Estimator

YGWA-47 (bg)

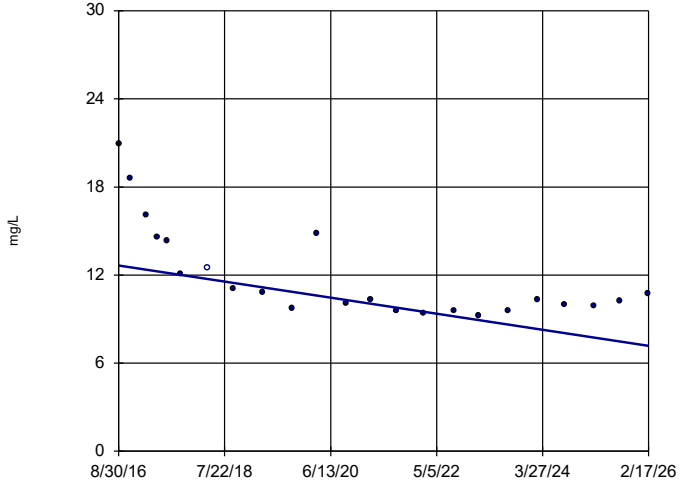

n = 23

Slope = -0.5765 units per year.

Mann-Kendall statistic = -141 critical = -98

Decreasing trend significant at 99% confidence level (α = 0.005 per tail).

Constituent: Calcium Analysis Run 5/6/2026 6:38 PM View: Appendix III Trend Tests

Plant Yates Client: Southern Company Data: Yates AMA-R6

Sanitas™ v.10.1.06e Software licensed to Groundwater Stats Consulting. UG

Sen's Slope Estimator

YGWC-36A

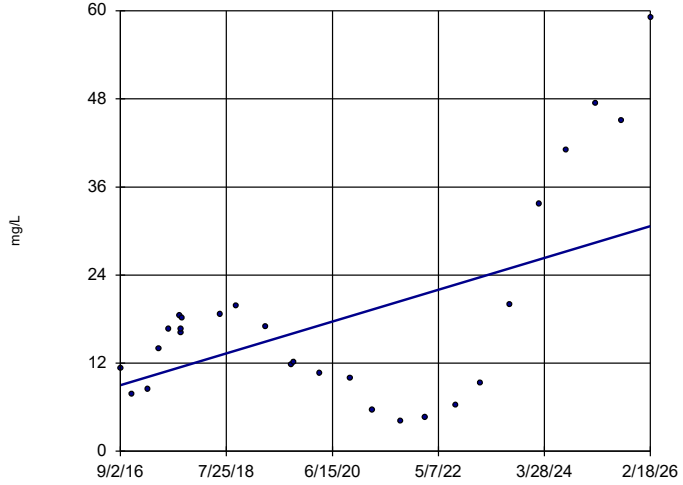

n = 27

Slope = 2.288 units per year.

Mann-Kendall statistic = 82 critical = 124

Trend not significant at 99% confidence level (α = 0.005 per tail).

Constituent: Calcium Analysis Run 5/6/2026 6:38 PM View: Appendix III Trend Tests

Plant Yates Client: Southern Company Data: Yates AMA-R6

Sanitas™ v.10.1.06e Software licensed to Groundwater Stats Consulting. UG

Sen's Slope Estimator

YGWC-42

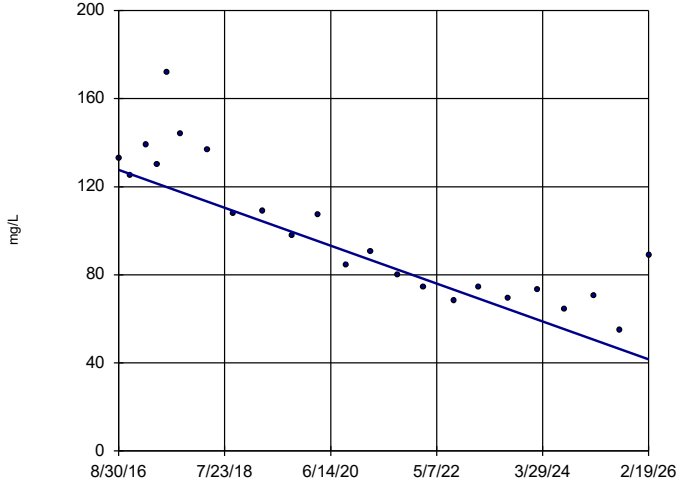

n = 23

Slope = -9.062 units per year.

Mann-Kendall statistic = -183 critical = -98

Decreasing trend significant at 99% confidence level (α = 0.005 per tail).

Constituent: Calcium Analysis Run 5/6/2026 6:38 PM View: Appendix III Trend Tests

Plant Yates Client: Southern Company Data: Yates AMA-R6

Sanitas™ v.10.1.06e Software licensed to Groundwater Stats Consulting. UG

Sen's Slope Estimator

YGWC-50

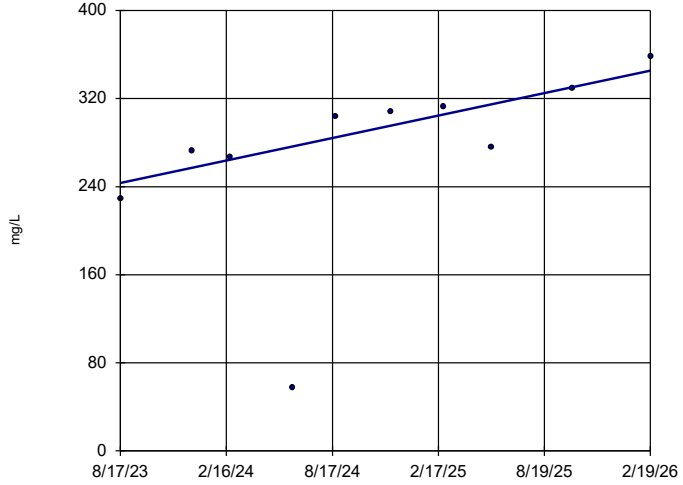

n = 10

Slope = 40.56 units per year.

Mann-Kendall statistic = 31 critical = 30

Increasing trend significant at 99% confidence level (α = 0.005 per tail).

Constituent: Calcium Analysis Run 5/6/2026 6:38 PM View: Appendix III Trend Tests

Plant Yates Client: Southern Company Data: Yates AMA-R6

Sanitas™ v.10.1.06e Software licensed to Groundwater Stats Consulting. UG

Sen's Slope Estimator

GWA-2 (bg)

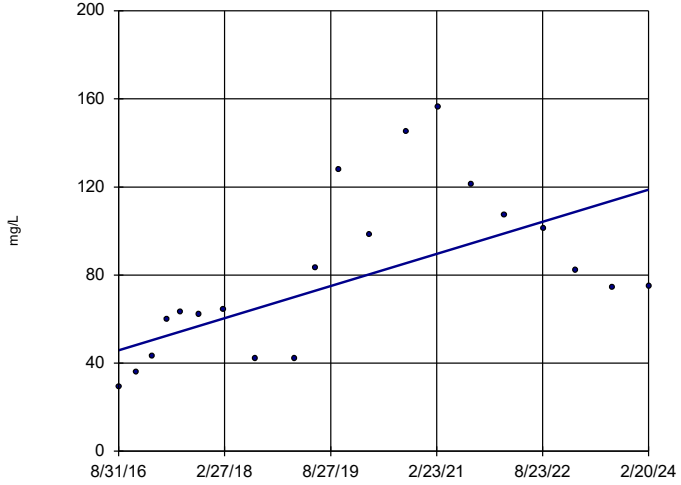

n = 20

Slope = 9.755 units per year.

Mann-Kendall statistic = 89 critical = 81

Increasing trend significant at 99% confidence level (α = 0.005 per tail).

Constituent: Sulfate Analysis Run 5/6/2026 6:38 PM View: Appendix III Trend Tests

Plant Yates Client: Southern Company Data: Yates AMA-R6

Sanitas™ v.10.1.06e Software licensed to Groundwater Stats Consulting. UG

Sen's Slope Estimator

YGWA-1D (bg)

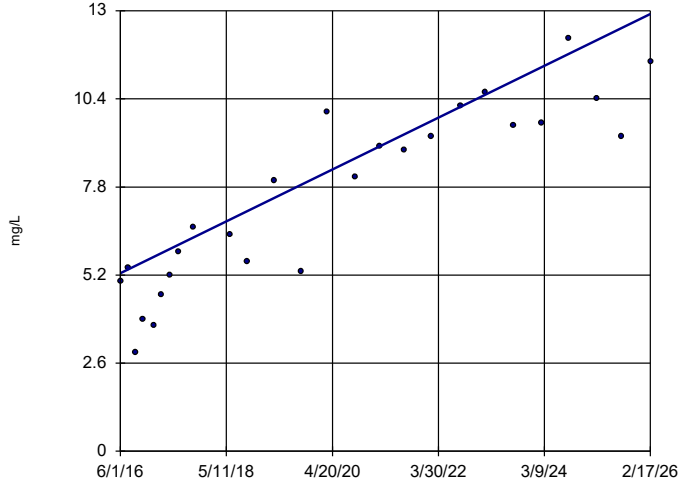

n = 26

Slope = 0.7871 units per year.

Mann-Kendall statistic = 242 critical = 118

Increasing trend significant at 99% confidence level (α = 0.005 per tail).

Constituent: Sulfate Analysis Run 5/6/2026 6:38 PM View: Appendix III Trend Tests

Plant Yates Client: Southern Company Data: Yates AMA-R6

Sanitas™ v.10.1.06e Software licensed to Groundwater Stats Consulting. UG

Sen's Slope Estimator

YGWA-1I (bg)

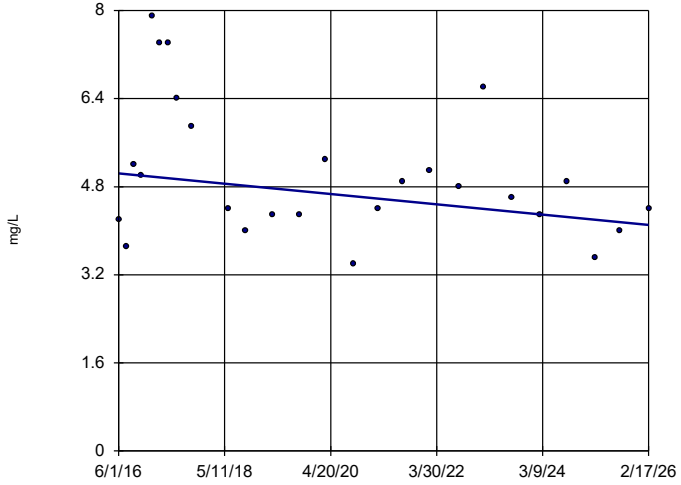

n = 26

Slope = -0.09682 units per year.

Mann-Kendall statistic = -66 critical = -118

Trend not significant at 99% confidence level (α = 0.005 per tail).

Constituent: Sulfate Analysis Run 5/6/2026 6:38 PM View: Appendix III Trend Tests

Plant Yates Client: Southern Company Data: Yates AMA-R6

Sanitas™ v.10.1.06e Software licensed to Groundwater Stats Consulting. UG

Sen's Slope Estimator

YGWA-2I (bg)

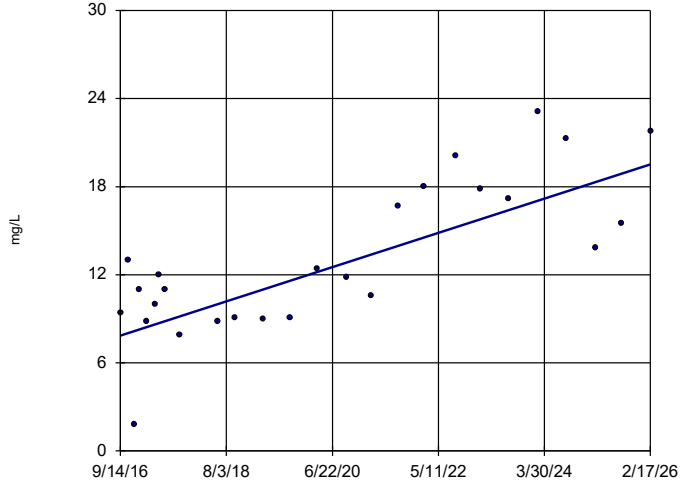

n = 26

Slope = 1.235 units per year.

Mann-Kendall statistic = 174 critical = 118

Increasing trend significant at 99% confidence level (α = 0.005 per tail).

Constituent: Sulfate Analysis Run 5/6/2026 6:38 PM View: Appendix III Trend Tests

Plant Yates Client: Southern Company Data: Yates AMA-R6

Sanitas™ v.10.1.06e Software licensed to Groundwater Stats Consulting. UG

Sen's Slope Estimator

YGWA-3D (bg)

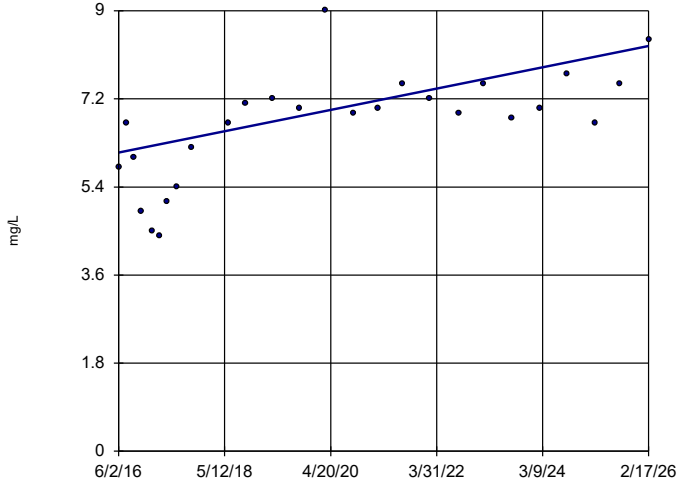

n = 26

Slope = 0.2239 units per year.

Mann-Kendall statistic = 168 critical = 118

Increasing trend significant at 99% confidence level (α = 0.005 per tail).

Constituent: Sulfate Analysis Run 5/6/2026 6:38 PM View: Appendix III Trend Tests

Plant Yates Client: Southern Company Data: Yates AMA-R6

Sanitas™ v.10.1.06e Software licensed to Groundwater Stats Consulting. UG

Sen's Slope Estimator

YGWA-3I (bg)

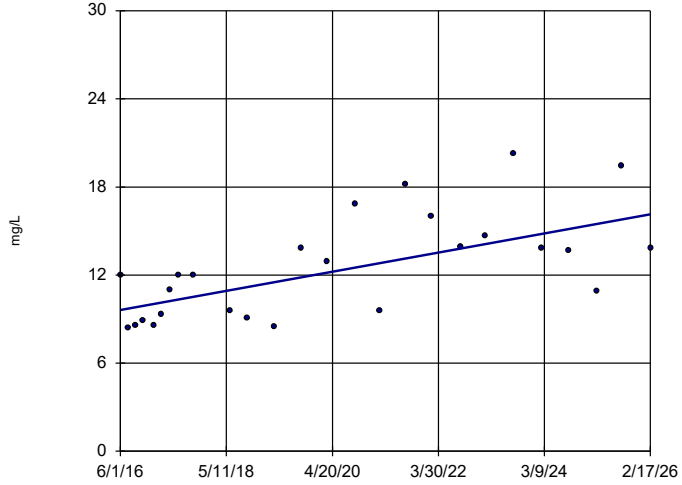

n = 26

Slope = 0.6706 units per year.

Mann-Kendall statistic = 159 critical = 118

Increasing trend significant at 99% confidence level (α = 0.005 per tail).

Constituent: Sulfate Analysis Run 5/6/2026 6:38 PM View: Appendix III Trend Tests

Plant Yates Client: Southern Company Data: Yates AMA-R6

Sanitas™ v.10.1.06e Software licensed to Groundwater Stats Consulting. UG

Sen's Slope Estimator

YGWA-4I (bg)

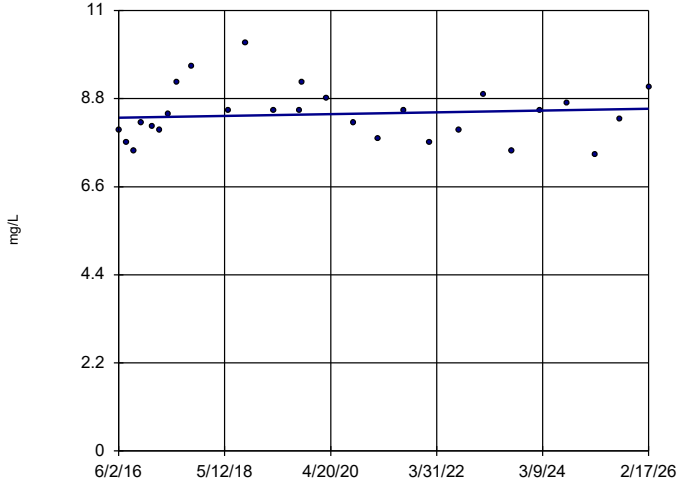

n = 27

Slope = 0.02313 units per year.

Mann-Kendall statistic = 26 critical = 124

Trend not significant at 99% confidence level (α = 0.005 per tail).

Constituent: Sulfate Analysis Run 5/6/2026 6:38 PM View: Appendix III Trend Tests

Plant Yates Client: Southern Company Data: Yates AMA-R6

Sanitas™ v.10.1.06e Software licensed to Groundwater Stats Consulting. UG

Hollow symbols indicate censored values.

Sen's Slope Estimator

YGWA-5D (bg)

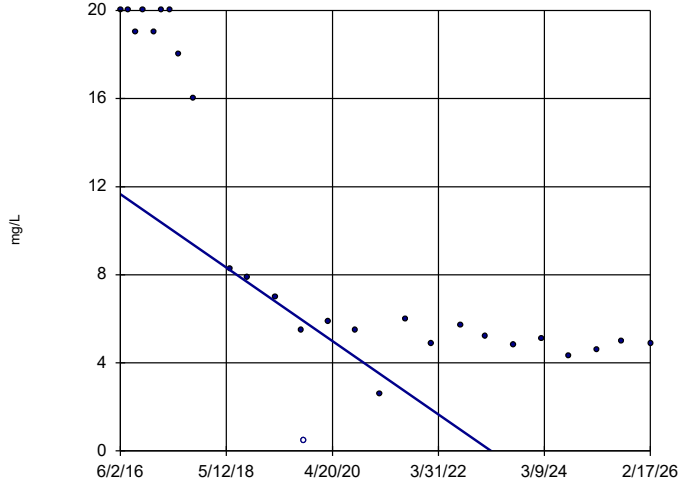

n = 27

Slope = -1.715 units per year.

Mann-Kendall statistic = -246 critical = -124

Decreasing trend significant at 99% confidence level (α = 0.005 per tail).

Constituent: Sulfate Analysis Run 5/6/2026 6:38 PM View: Appendix III Trend Tests

Plant Yates Client: Southern Company Data: Yates AMA-R6

Sanitas™ v.10.1.06e Software licensed to Groundwater Stats Consulting. UG

Sen's Slope Estimator

YGWA-5I (bg)

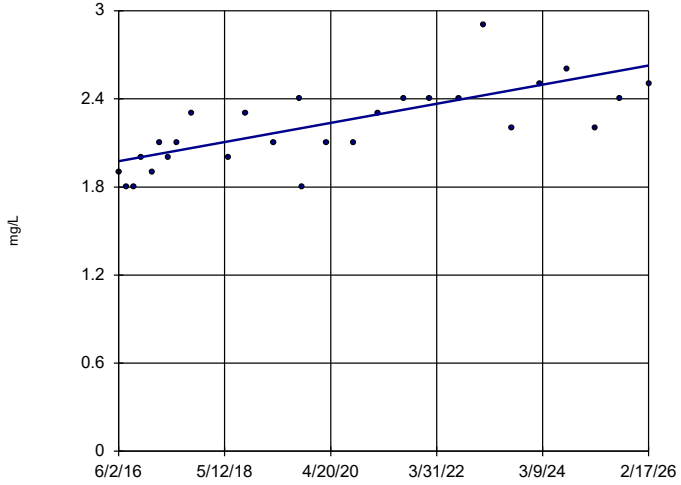

n = 27

Slope = 0.06702 units per year.

Mann-Kendall statistic = 215 critical = 124

Increasing trend significant at 99% confidence level (α = 0.005 per tail).

Constituent: Sulfate Analysis Run 5/6/2026 6:38 PM View: Appendix III Trend Tests

Plant Yates Client: Southern Company Data: Yates AMA-R6

Sanitas™ v.10.1.06e Software licensed to Groundwater Stats Consulting. UG

Sen's Slope Estimator

YGWA-14S (bg)

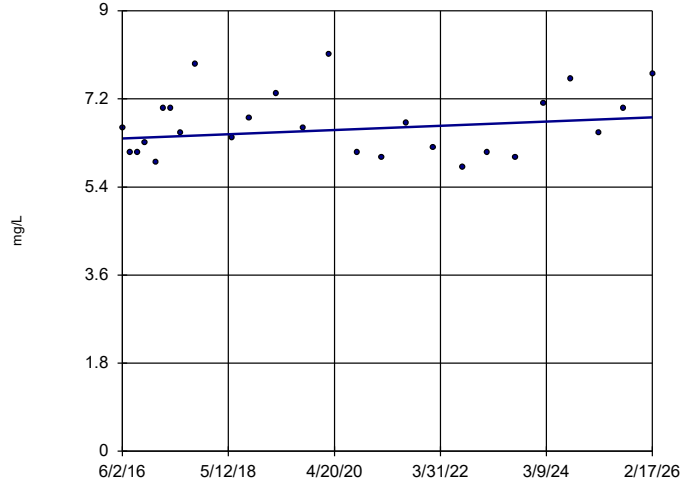

n = 26

Slope = 0.04468 units per year.

Mann-Kendall statistic = 37 critical = 118

Trend not significant at 99% confidence level (α = 0.005 per tail).

Constituent: Sulfate Analysis Run 5/6/2026 6:38 PM View: Appendix III Trend Tests

Plant Yates Client: Southern Company Data: Yates AMA-R6

Sanitas™ v.10.1.06e Software licensed to Groundwater Stats Consulting. UG

Sen's Slope Estimator

YGWA-17S (bg)

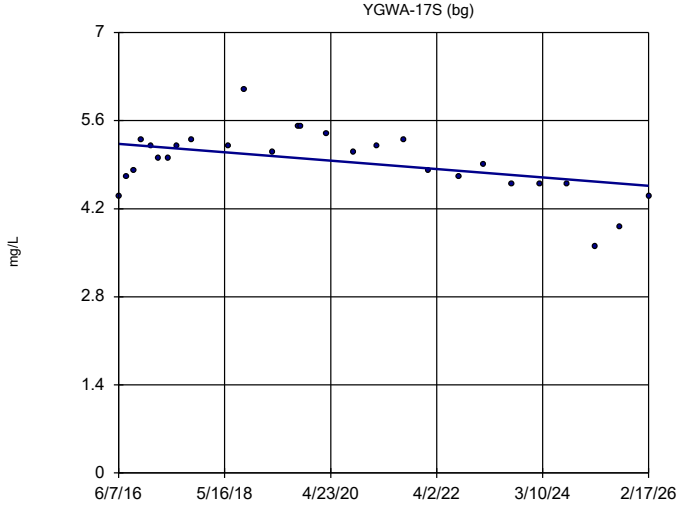

n = 27

Slope = -0.06816 units per year.

Mann-Kendall statistic = -99 critical = -124

Trend not significant at 99% confidence level (α = 0.005 per tail).

Constituent: Sulfate Analysis Run 5/6/2026 6:38 PM View: Appendix III Trend Tests

Plant Yates Client: Southern Company Data: Yates AMA-R6

Sanitas™ v.10.1.06e Software licensed to Groundwater Stats Consulting. UG

Hollow symbols indicate censored values.

Sen's Slope Estimator

YGWA-18I (bg)

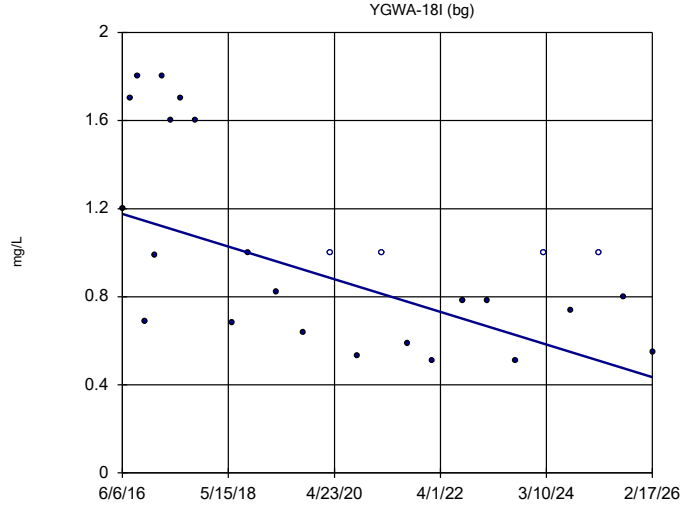

n = 26

Slope = -0.07648 units per year.

Mann-Kendall statistic = -130 critical = -118

Decreasing trend significant at 99% confidence level (α = 0.005 per tail).

Constituent: Sulfate Analysis Run 5/6/2026 6:38 PM View: Appendix III Trend Tests

Plant Yates Client: Southern Company Data: Yates AMA-R6

Sanitas™ v.10.1.06e Software licensed to Groundwater Stats Consulting. UG

Sen's Slope Estimator

YGWA-18S (bg)

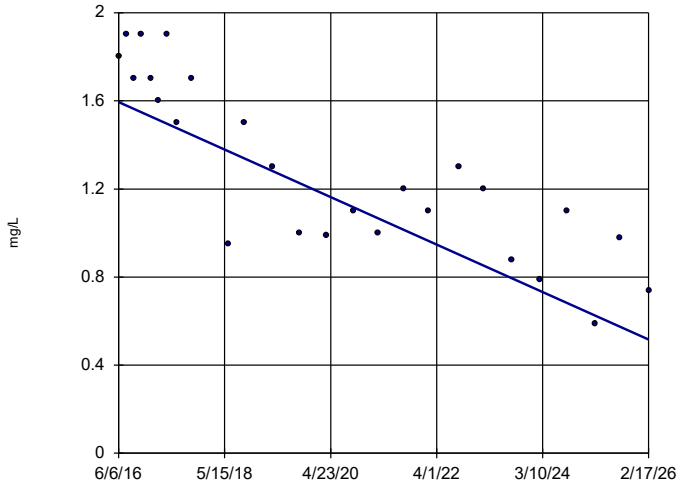

n = 26

Slope = -0.1111 units per year.

Mann-Kendall statistic = -210 critical = -118

Decreasing trend significant at 99% confidence level (α = 0.005 per tail).

Constituent: Sulfate Analysis Run 5/6/2026 6:38 PM View: Appendix III Trend Tests

Plant Yates Client: Southern Company Data: Yates AMA-R6

Sanitas™ v.10.1.06e Software licensed to Groundwater Stats Consulting. UG

Hollow symbols indicate censored values.

Sen's Slope Estimator

YGWA-20S (bg)

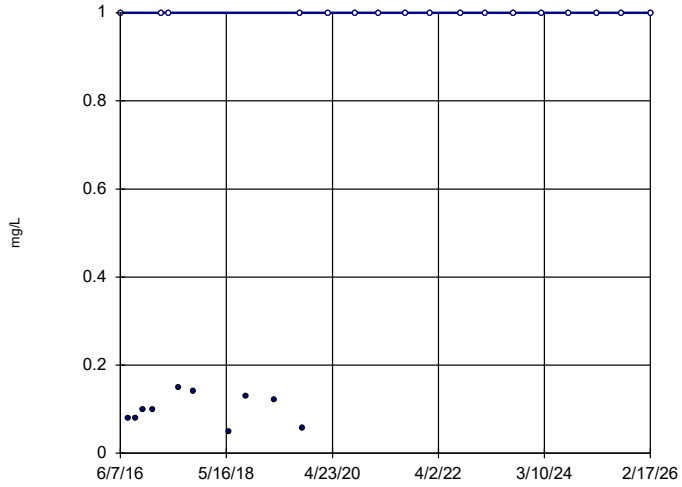

n = 27

Slope = 0 units per year.

Mann-Kendall statistic = 127 critical = 124

Increasing trend significant at 99% confidence level (α = 0.005 per tail).

Constituent: Sulfate Analysis Run 5/6/2026 6:38 PM View: Appendix III Trend Tests

Plant Yates Client: Southern Company Data: Yates AMA-R6

Sanitas™ v.10.1.06e Software licensed to Groundwater Stats Consulting. UG

Sen's Slope Estimator

YGWA-21I (bg)

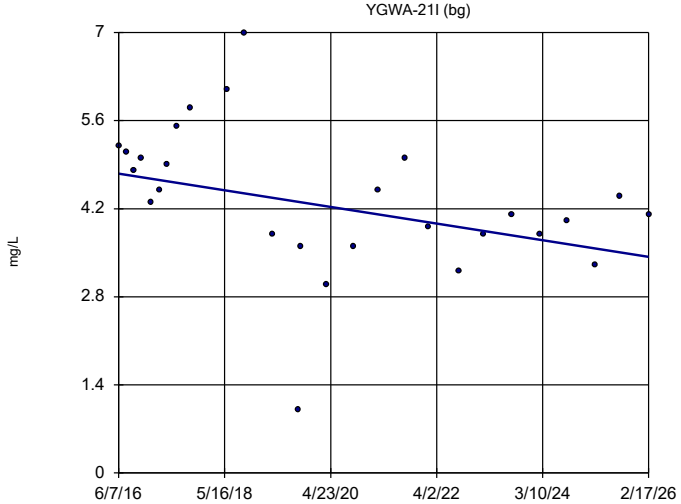

n = 27

Slope = -0.1363 units per year.

Mann-Kendall statistic = -104 critical = -124

Trend not significant at 99% confidence level (α = 0.005 per tail).

Constituent: Sulfate Analysis Run 5/6/2026 6:38 PM View: Appendix III Trend Tests

Plant Yates Client: Southern Company Data: Yates AMA-R6

Sanitas™ v.10.1.06e Software licensed to Groundwater Stats Consulting. UG

Sen's Slope Estimator

YGWA-30I (bg)

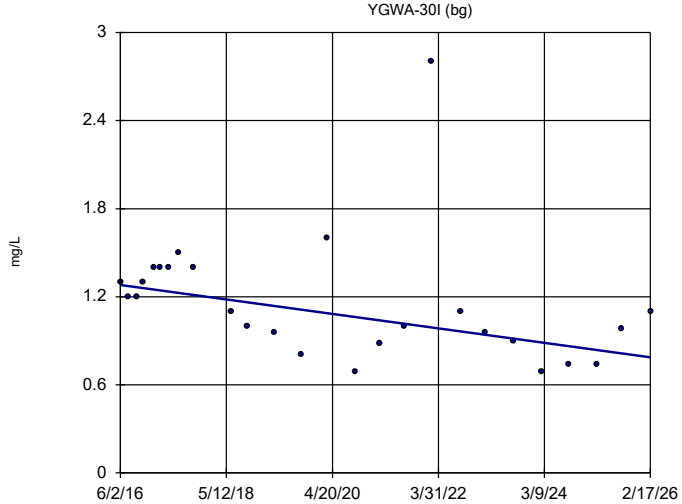

n = 26

Slope = -0.05082 units per year.

Mann-Kendall statistic = -114 critical = -118

Trend not significant at 99% confidence level (α = 0.005 per tail).

Constituent: Sulfate Analysis Run 5/6/2026 6:38 PM View: Appendix III Trend Tests

Plant Yates Client: Southern Company Data: Yates AMA-R6

Sanitas™ v.10.1.06e Software licensed to Groundwater Stats Consulting. UG

Sen's Slope Estimator

YGWA-39 (bg)

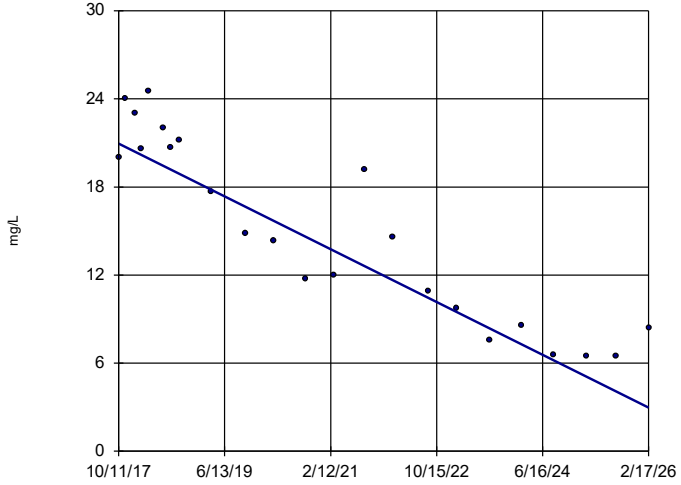

n = 23

Slope = -2.152 units per year.

Mann-Kendall statistic = -196 critical = -98

Decreasing trend significant at 99% confidence level (α = 0.005 per tail).

Constituent: Sulfate Analysis Run 5/6/2026 6:38 PM View: Appendix III Trend Tests

Plant Yates Client: Southern Company Data: Yates AMA-R6

Sanitas™ v.10.1.06e Software licensed to Groundwater Stats Consulting. UG

Sen's Slope Estimator

YGWA-40 (bg)

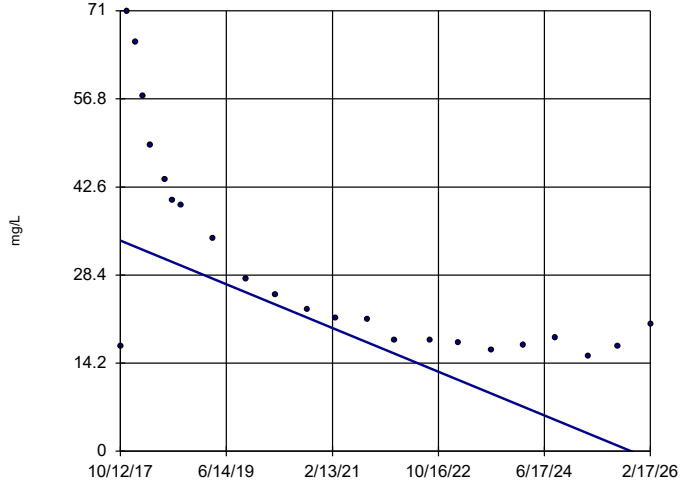

n = 23

Slope = -4.215 units per year.

Mann-Kendall statistic = -182 critical = -98

Decreasing trend significant at 99% confidence level (α = 0.005 per tail).

Constituent: Sulfate Analysis Run 5/6/2026 6:38 PM View: Appendix III Trend Tests

Plant Yates Client: Southern Company Data: Yates AMA-R6

Sanitas™ v.10.1.06e Software licensed to Groundwater Stats Consulting. UG

Sen's Slope Estimator

YGWA-47 (bg)

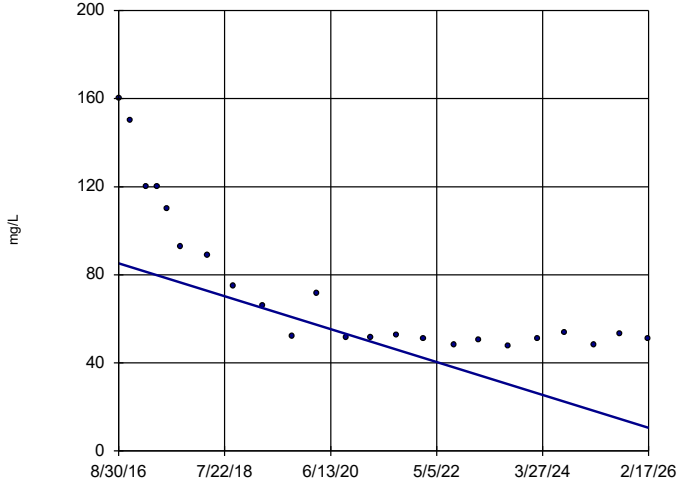

n = 23

Slope = -7.885 units per year.

Mann-Kendall statistic = -179 critical = -98

Decreasing trend significant at 99% confidence level (α = 0.005 per tail).

Constituent: Sulfate Analysis Run 5/6/2026 6:38 PM View: Appendix III Trend Tests

Plant Yates Client: Southern Company Data: Yates AMA-R6

Sanitas™ v.10.1.06e Software licensed to Groundwater Stats Consulting. UG

Sen's Slope Estimator

YGWC-36A

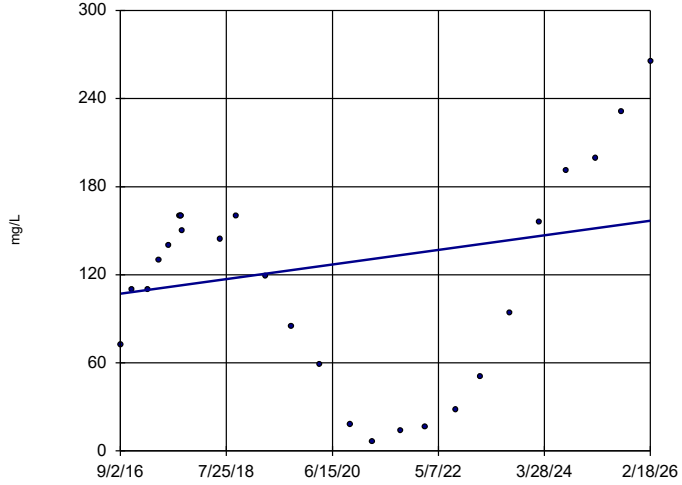

n = 26

Slope = 5.246 units per year.

Mann-Kendall statistic = 36 critical = 118

Trend not significant at 99% confidence level (α = 0.005 per tail).

Constituent: Sulfate Analysis Run 5/6/2026 6:38 PM View: Appendix III Trend Tests

Plant Yates Client: Southern Company Data: Yates AMA-R6

Sanitas™ v.10.1.06e Software licensed to Groundwater Stats Consulting. UG

Sen's Slope Estimator

YGWC-42

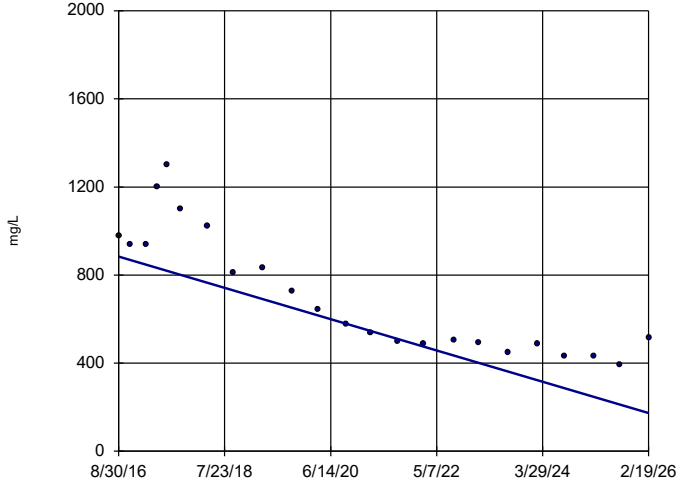

n = 23

Slope = -74.95 units per year.

Mann-Kendall statistic = -195 critical = -98

Decreasing trend significant at 99% confidence level (α = 0.005 per tail).

Constituent: Sulfate Analysis Run 5/6/2026 6:38 PM View: Appendix III Trend Tests

Plant Yates Client: Southern Company Data: Yates AMA-R6

Sanitas™ v.10.1.06e Software licensed to Groundwater Stats Consulting. UG

Sen's Slope Estimator

YGWC-43

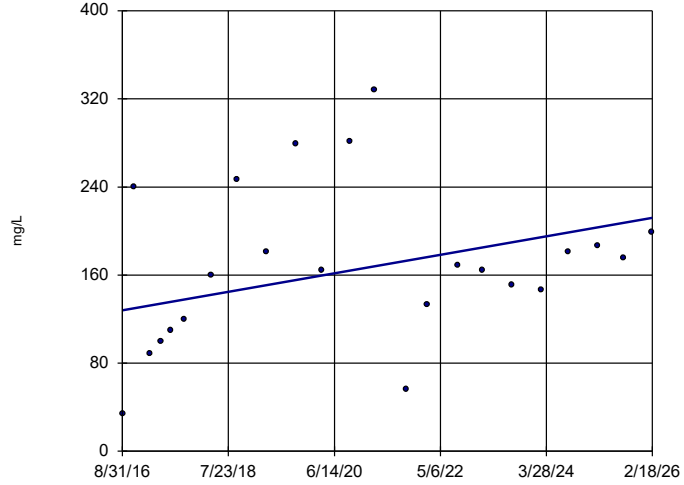

n = 23

Slope = 8.873 units per year.

Mann-Kendall statistic = 75 critical = 98

Trend not significant at 99% confidence level (α = 0.005 per tail).

Constituent: Sulfate Analysis Run 5/6/2026 6:38 PM View: Appendix III Trend Tests

Plant Yates Client: Southern Company Data: Yates AMA-R6

Sanitas™ v.10.1.06e Software licensed to Groundwater Stats Consulting. UG

Sen's Slope Estimator

YGWC-50

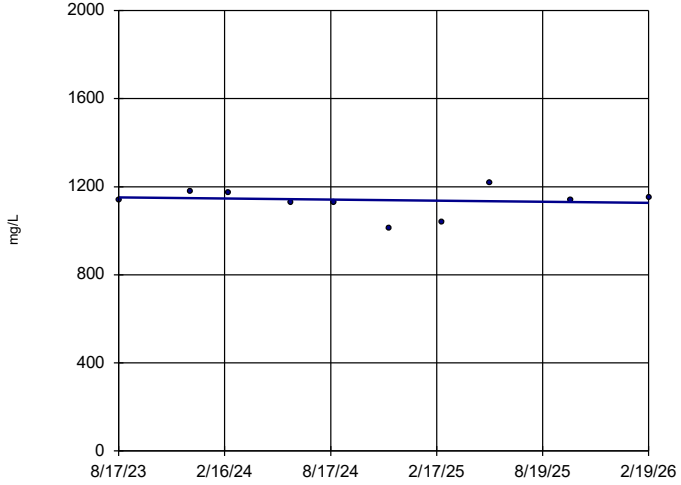

n = 10

Slope = -9.812 units per year.

Mann-Kendall statistic = -3 critical = -30

Trend not significant at 99% confidence level (α = 0.005 per tail).

Constituent: Sulfate Analysis Run 5/6/2026 6:38 PM View: Appendix III Trend Tests

Plant Yates Client: Southern Company Data: Yates AMA-R6

Sanitas™ v.10.1.06e Software licensed to Groundwater Stats Consulting. UG

Sen's Slope Estimator

GWA-2 (bg)

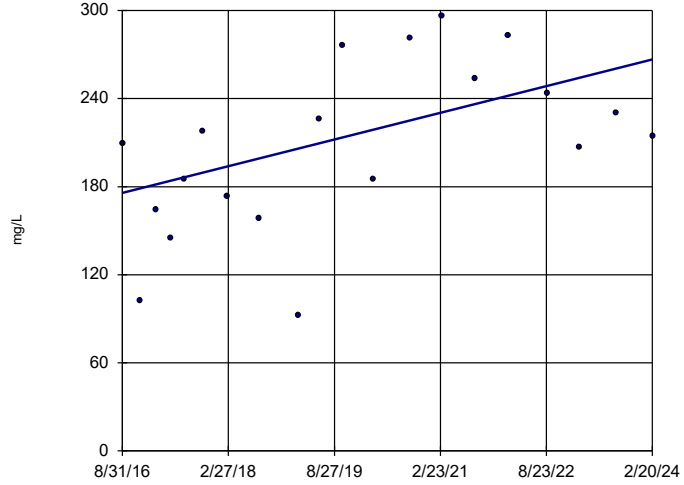

n = 20

Slope = 12.15 units per year.

Mann-Kendall statistic = 73 critical = 81

Trend not significant at 99% confidence level (α = 0.005 per tail).

Constituent: TDS Analysis Run 5/6/2026 6:38 PM View: Appendix III Trend Tests

Plant Yates Client: Southern Company Data: Yates AMA-R6

Sanitas™ v.10.1.06e Software licensed to Groundwater Stats Consulting. UG

Sen's Slope Estimator

YGWA-1D (bg)

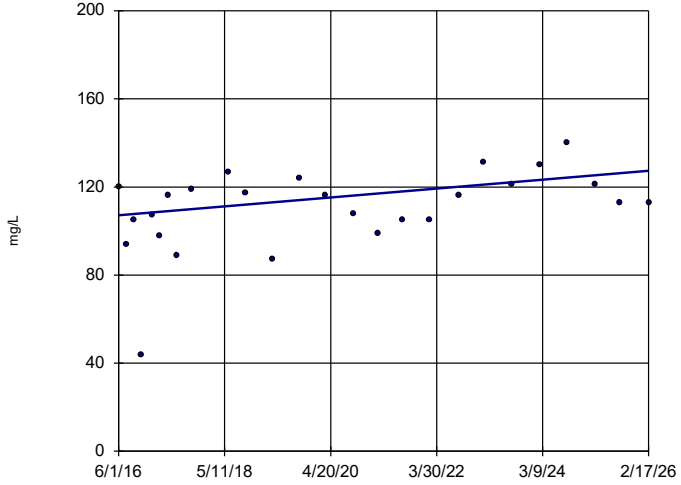

n = 26

Slope = 2.074 units per year.

Mann-Kendall statistic = 95 critical = 118

Trend not significant at 99% confidence level (α = 0.005 per tail).

Constituent: TDS Analysis Run 5/6/2026 6:38 PM View: Appendix III Trend Tests

Plant Yates Client: Southern Company Data: Yates AMA-R6

Sanitas™ v.10.1.06e Software licensed to Groundwater Stats Consulting. UG

Sen's Slope Estimator

YGWA-1I (bg)

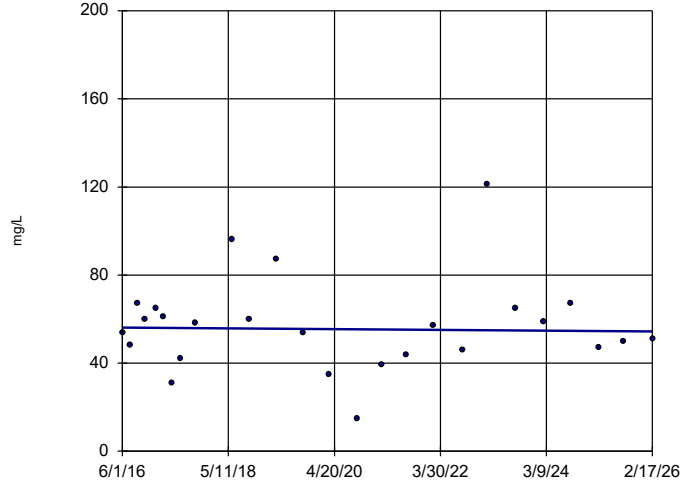

n = 26

Slope = -0.1855 units per year.

Mann-Kendall statistic = -9 critical = -118

Trend not significant at 99% confidence level (α = 0.005 per tail).

Constituent: TDS Analysis Run 5/6/2026 6:38 PM View: Appendix III Trend Tests

Plant Yates Client: Southern Company Data: Yates AMA-R6

Sanitas™ v.10.1.06e Software licensed to Groundwater Stats Consulting. UG

Sen's Slope Estimator

YGWA-2I (bg)

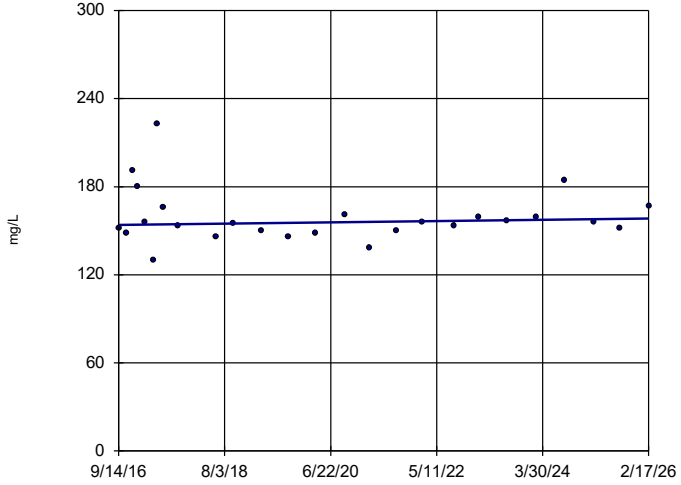

n = 26

Slope = 0.4558 units per year.

Mann-Kendall statistic = 30 critical = 118

Trend not significant at 99% confidence level (α = 0.005 per tail).

Constituent: TDS Analysis Run 5/6/2026 6:38 PM View: Appendix III Trend Tests

Plant Yates Client: Southern Company Data: Yates AMA-R6

Sanitas™ v.10.1.06e Software licensed to Groundwater Stats Consulting. UG

Sen's Slope Estimator

YGWA-3D (bg)

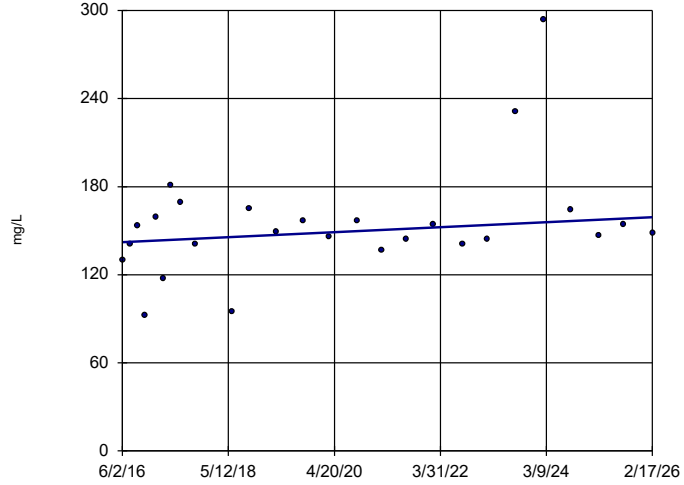

n = 26

Slope = 1.746 units per year.

Mann-Kendall statistic = 63 critical = 118

Trend not significant at 99% confidence level (α = 0.005 per tail).

Constituent: TDS Analysis Run 5/6/2026 6:38 PM View: Appendix III Trend Tests

Plant Yates Client: Southern Company Data: Yates AMA-R6

Sanitas™ v.10.1.06e Software licensed to Groundwater Stats Consulting. UG

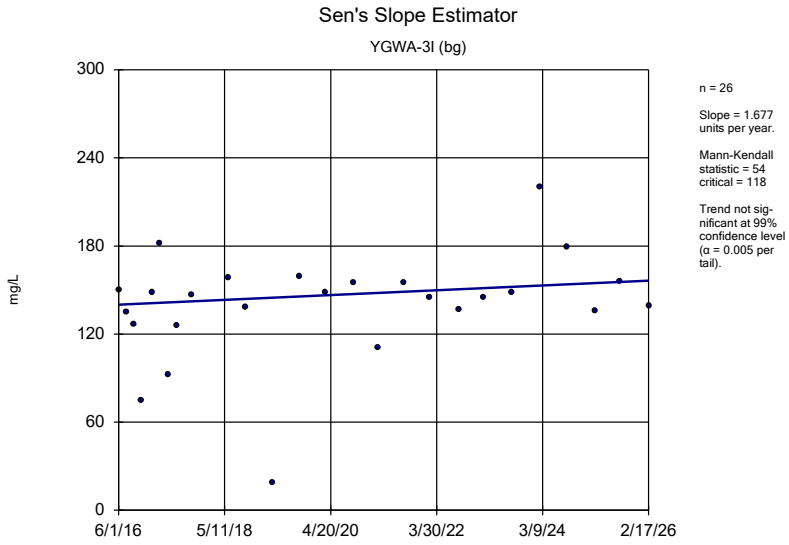

Constituent: TDS Analysis Run 5/6/2026 6:38 PM View: Appendix III Trend Tests
Plant Yates Client: Southern Company Data: Yates AMA-R6

Sanitas™ v.10.1.06e Software licensed to Groundwater Stats Consulting. UG

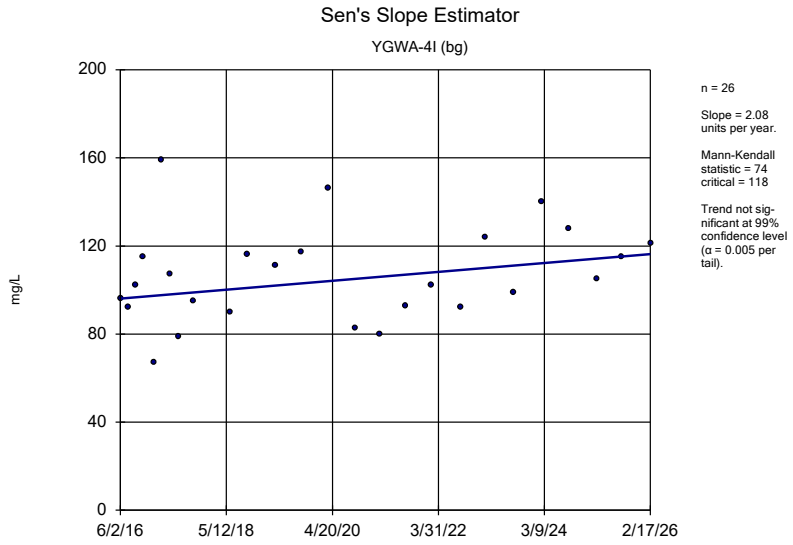

Constituent: TDS Analysis Run 5/6/2026 6:38 PM View: Appendix III Trend Tests
Plant Yates Client: Southern Company Data: Yates AMA-R6

Sanitas™ v.10.1.06e Software licensed to Groundwater Stats Consulting. UG

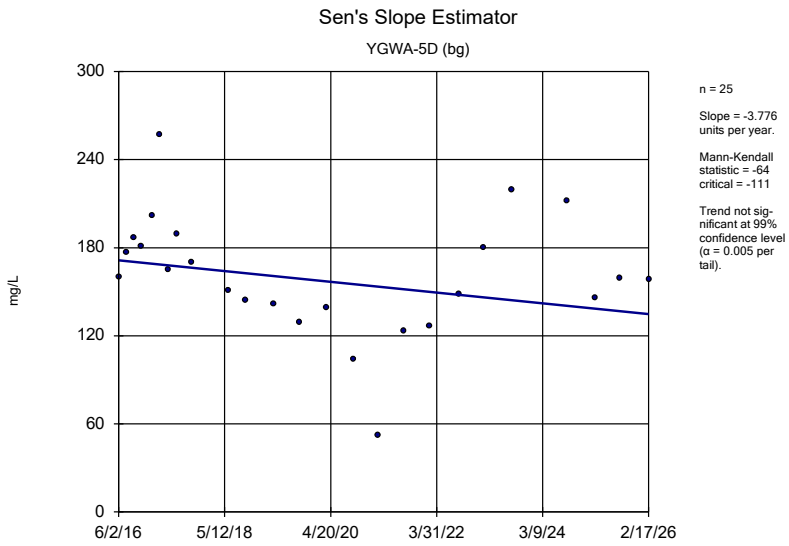

Constituent: TDS Analysis Run 5/6/2026 6:38 PM View: Appendix III Trend Tests
Plant Yates Client: Southern Company Data: Yates AMA-R6

Sanitas™ v.10.1.06e Software licensed to Groundwater Stats Consulting. UG

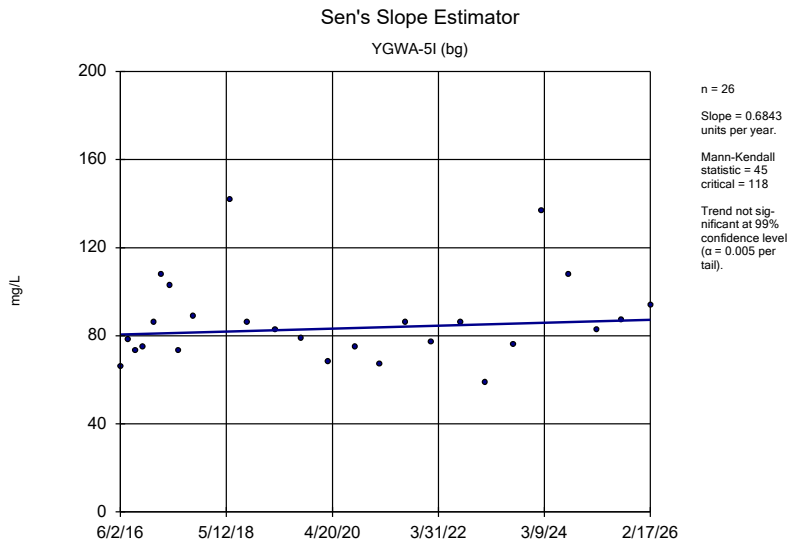

Constituent: TDS Analysis Run 5/6/2026 6:38 PM View: Appendix III Trend Tests
Plant Yates Client: Southern Company Data: Yates AMA-R6

Sanitas™ v.10.1.06e Software licensed to Groundwater Stats Consulting. UG

Sen's Slope Estimator

YGWA-14S (bg)

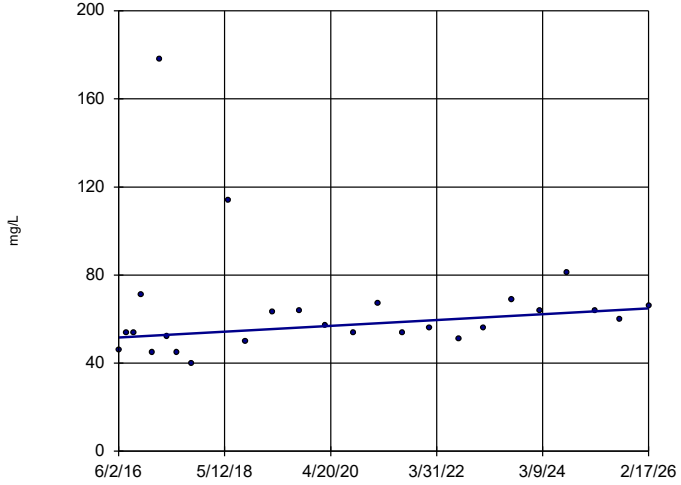

n = 26

Slope = 1.369 units per year.

Mann-Kendall statistic = 84 critical = 118

Trend not significant at 99% confidence level (α = 0.005 per tail).

Constituent: TDS Analysis Run 5/6/2026 6:38 PM View: Appendix III Trend Tests

Plant Yates Client: Southern Company Data: Yates AMA-R6

Sanitas™ v.10.1.06e Software licensed to Groundwater Stats Consulting. UG

Sen's Slope Estimator

YGWA-17S (bg)

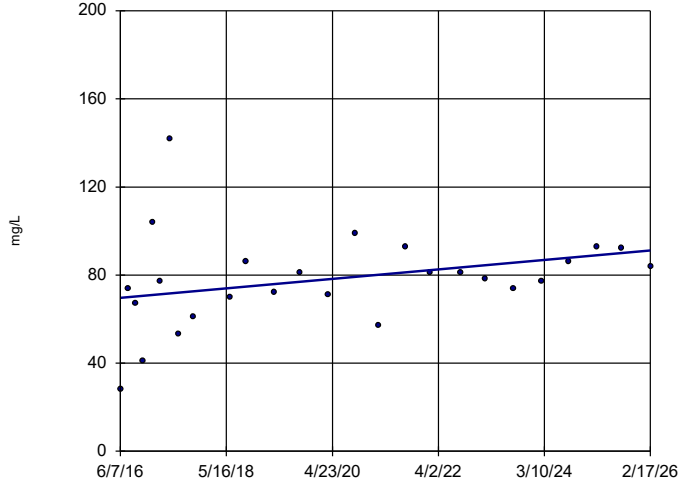

n = 26

Slope = 2.212 units per year.

Mann-Kendall statistic = 100 critical = 118

Trend not significant at 99% confidence level (α = 0.005 per tail).

Constituent: TDS Analysis Run 5/6/2026 6:38 PM View: Appendix III Trend Tests

Plant Yates Client: Southern Company Data: Yates AMA-R6

Sanitas™ v.10.1.06e Software licensed to Groundwater Stats Consulting. UG

Sen's Slope Estimator

YGWA-18I (bg)

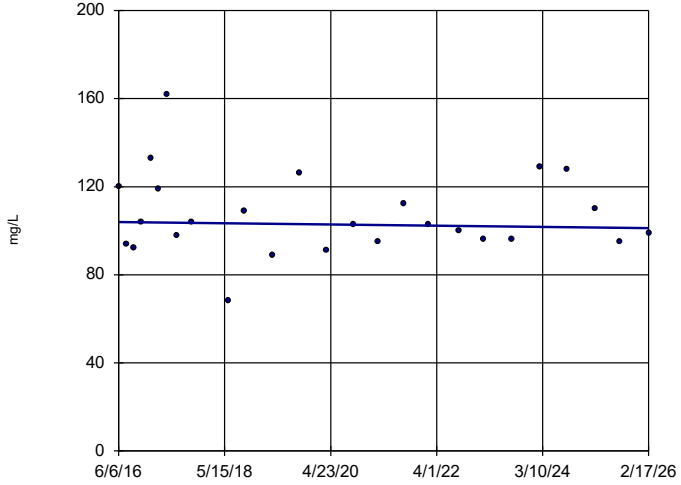

n = 26

Slope = -0.2847 units per year.

Mann-Kendall statistic = -11 critical = -118

Trend not significant at 99% confidence level (α = 0.005 per tail).

Constituent: TDS Analysis Run 5/6/2026 6:38 PM View: Appendix III Trend Tests

Plant Yates Client: Southern Company Data: Yates AMA-R6

Sanitas™ v.10.1.06e Software licensed to Groundwater Stats Consulting. UG

Sen's Slope Estimator

YGWA-18S (bg)

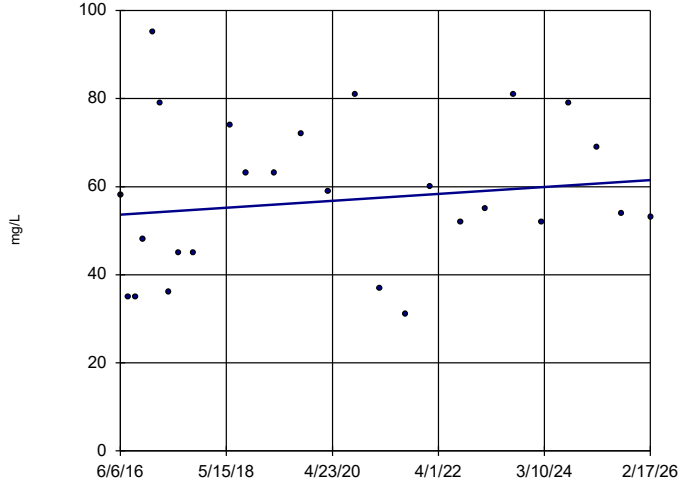

n = 26

Slope = 0.8065 units per year.

Mann-Kendall statistic = 37 critical = 118

Trend not significant at 99% confidence level (α = 0.005 per tail).

Constituent: TDS Analysis Run 5/6/2026 6:38 PM View: Appendix III Trend Tests

Plant Yates Client: Southern Company Data: Yates AMA-R6

Sanitas™ v.10.1.06e Software licensed to Groundwater Stats Consulting. UG

Sen's Slope Estimator

YGWA-20S (bg)

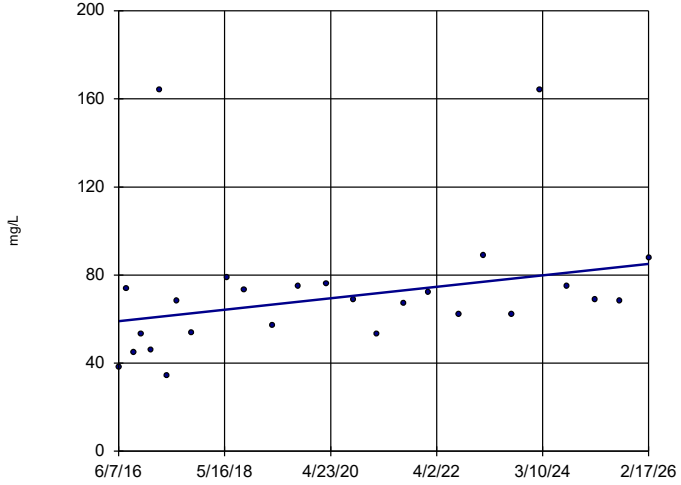

n = 26

Slope = 2.681 units per year.

Mann-Kendall statistic = 99 critical = 118

Trend not significant at 99% confidence level (α = 0.005 per tail).

Constituent: TDS Analysis Run 5/6/2026 6:38 PM View: Appendix III Trend Tests

Plant Yates Client: Southern Company Data: Yates AMA-R6

Sanitas™ v.10.1.06e Software licensed to Groundwater Stats Consulting. UG

Sen's Slope Estimator

YGWA-21I (bg)

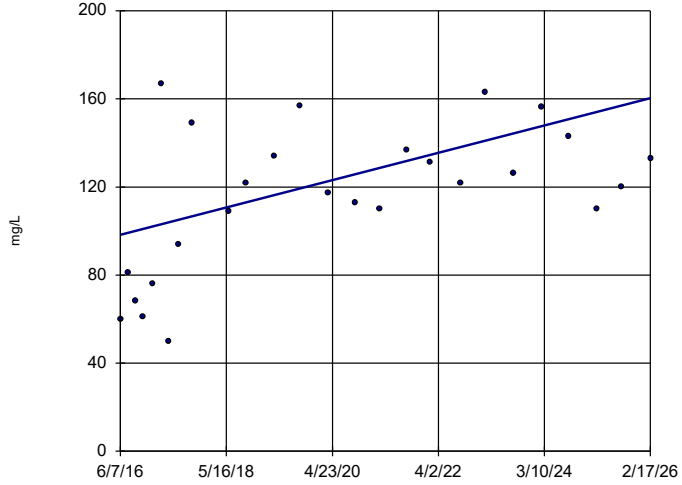

n = 26

Slope = 6.381 units per year.

Mann-Kendall statistic = 121 critical = 118

Increasing trend significant at 99% confidence level (α = 0.005 per tail).

Constituent: TDS Analysis Run 5/6/2026 6:38 PM View: Appendix III Trend Tests

Plant Yates Client: Southern Company Data: Yates AMA-R6

Sanitas™ v.10.1.06e Software licensed to Groundwater Stats Consulting. UG

Hollow symbols indicate censored values.

Sen's Slope Estimator

YGWA-30I (bg)

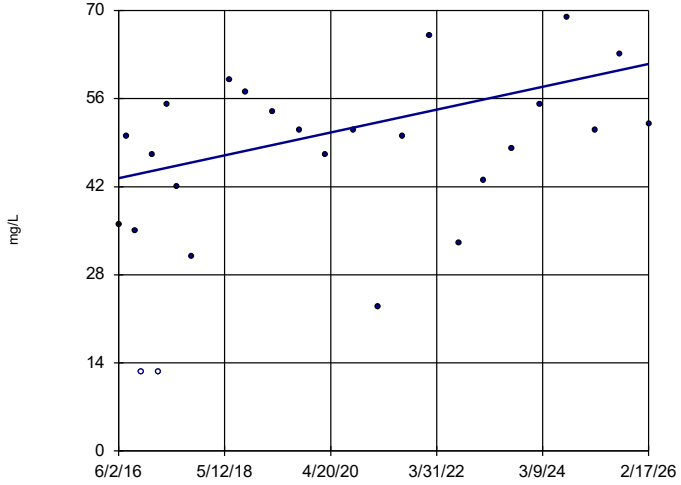

n = 26

Slope = 1.866 units per year.

Mann-Kendall statistic = 98 critical = 118

Trend not significant at 99% confidence level (α = 0.005 per tail).

Constituent: TDS Analysis Run 5/6/2026 6:38 PM View: Appendix III Trend Tests

Plant Yates Client: Southern Company Data: Yates AMA-R6

Sanitas™ v.10.1.06e Software licensed to Groundwater Stats Consulting. UG

Sen's Slope Estimator

YGWA-39 (bg)

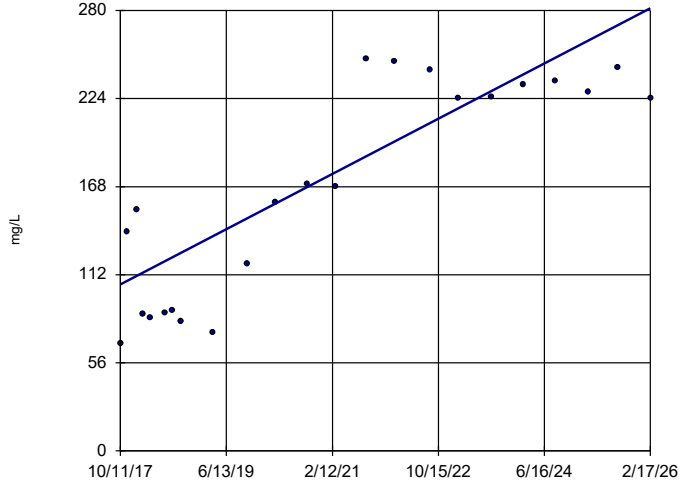

n = 23

Slope = 20.99 units per year.

Mann-Kendall statistic = 142 critical = 98

Increasing trend significant at 99% confidence level (α = 0.005 per tail).

Constituent: TDS Analysis Run 5/6/2026 6:38 PM View: Appendix III Trend Tests

Plant Yates Client: Southern Company Data: Yates AMA-R6

Sanitas™ v.10.1.06e Software licensed to Groundwater Stats Consulting. UG

Sen's Slope Estimator

YGWA-40 (bg)

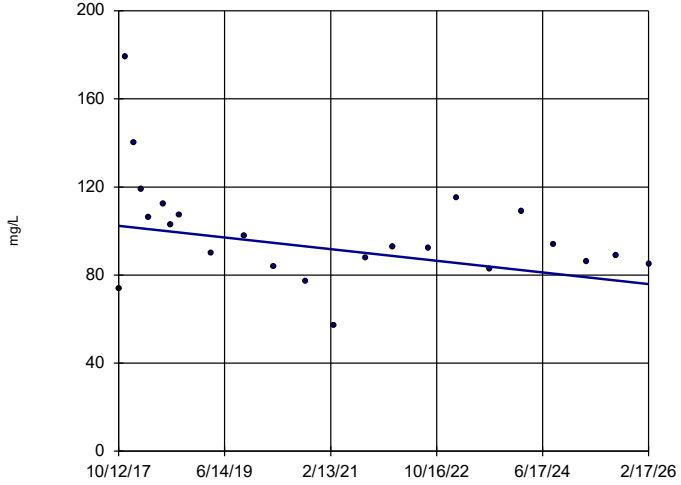

n = 23

Slope = -3.172 units per year.

Mann-Kendall statistic = -81 critical = -98

Trend not significant at 99% confidence level (α = 0.005 per tail).

Constituent: TDS Analysis Run 5/6/2026 6:38 PM View: Appendix III Trend Tests

Plant Yates Client: Southern Company Data: Yates AMA-R6

Sanitas™ v.10.1.06e Software licensed to Groundwater Stats Consulting. UG

Sen's Slope Estimator

YGWA-47 (bg)

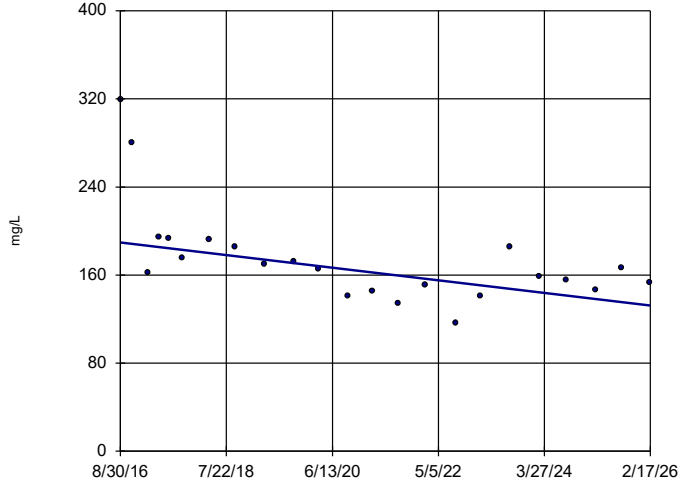

n = 23

Slope = -6.027 units per year.

Mann-Kendall statistic = -125 critical = -98

Decreasing trend significant at 99% confidence level (α = 0.005 per tail).

Constituent: TDS Analysis Run 5/6/2026 6:38 PM View: Appendix III Trend Tests

Plant Yates Client: Southern Company Data: Yates AMA-R6

Sanitas™ v.10.1.06e Software licensed to Groundwater Stats Consulting. UG

Sen's Slope Estimator

YGWC-36A

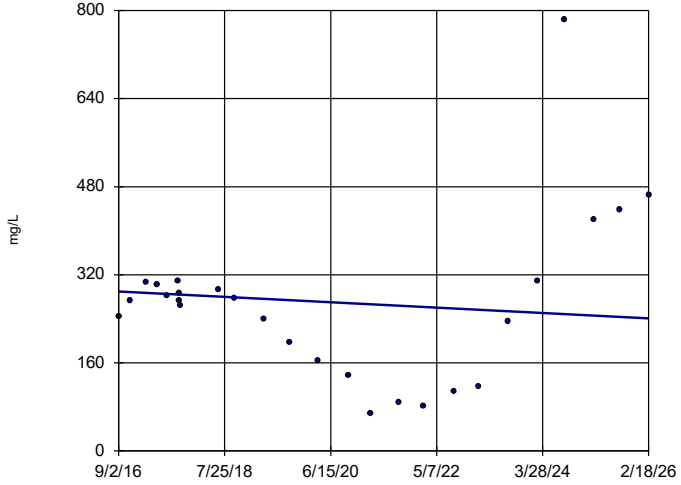

n = 26

Slope = -5.129 units per year.

Mann-Kendall statistic = -11 critical = -118

Trend not significant at 99% confidence level (α = 0.005 per tail).

Constituent: TDS Analysis Run 5/6/2026 6:38 PM View: Appendix III Trend Tests

Plant Yates Client: Southern Company Data: Yates AMA-R6

Sanitas™ v.10.1.06e Software licensed to Groundwater Stats Consulting. UG

Sen's Slope Estimator

YGWC-42

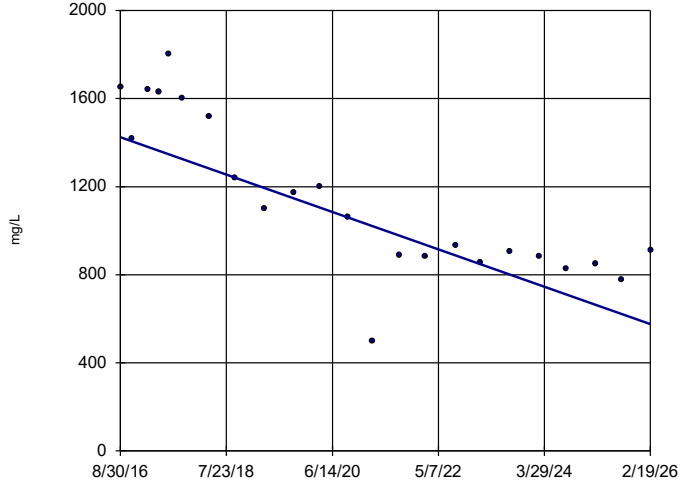

n = 23

Slope = -89.39 units per year.

Mann-Kendall statistic = -181 critical = -98

Decreasing trend significant at 99% confidence level (α = 0.005 per tail).

Constituent: TDS Analysis Run 5/6/2026 6:38 PM View: Appendix III Trend Tests

Plant Yates Client: Southern Company Data: Yates AMA-R6

Sen's Slope Estimator

YGWC-43

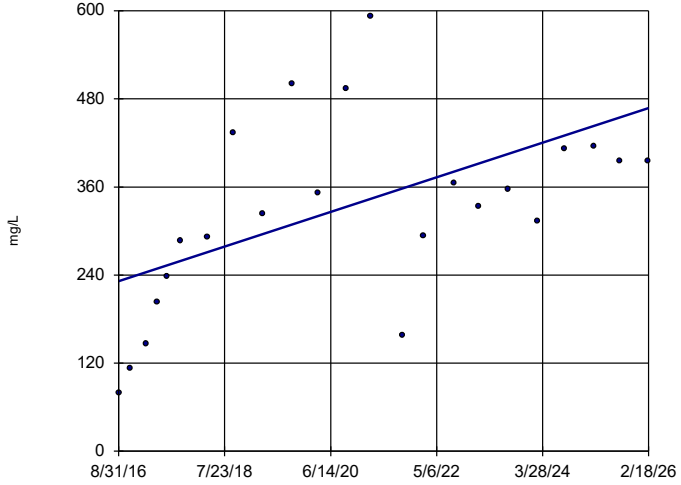

n = 23

Slope = 24.88 units per year.

Mann-Kendall statistic = 124 critical = 98

Increasing trend significant at 99% confidence level (α = 0.005 per tail).

Constituent: TDS Analysis Run 5/6/2026 6:38 PM View: Appendix III Trend Tests

Plant Yates Client: Southern Company Data: Yates AMA-R6

Sanitas™ v.10.1.06e Software licensed to Groundwater Stats Consulting. UG

Sen's Slope Estimator

YGWC-50

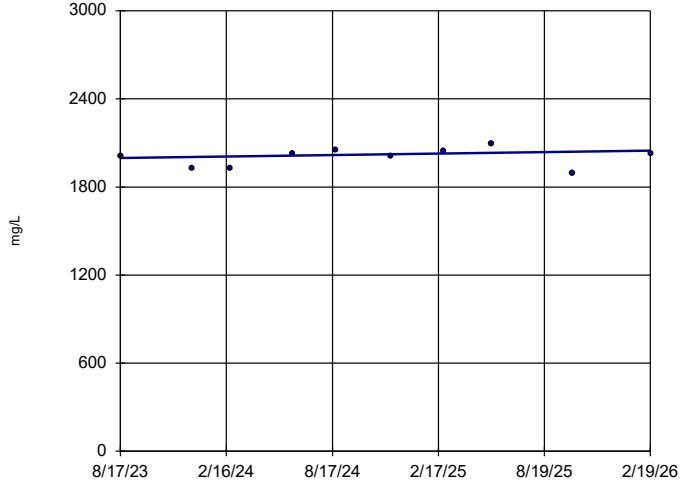

n = 10

Slope = 19.59 units per year.

Mann-Kendall statistic = 10 critical = 30

Trend not significant at 99% confidence level (α = 0.005 per tail).

Constituent: TDS Analysis Run 5/6/2026 6:38 PM View: Appendix III Trend Tests

Plant Yates Client: Southern Company Data: Yates AMA-R6

FIGURE F.

Upper Tolerance Limits Summary Table

Plant Yates Client: Southern Company Data: Yates AMA-R6 Printed 5/6/2026, 7:21 PM

Constituent	Upper Lim.	Bg N	%NDs	ND Adj.	Transform	Alpha	Method
Antimony (mg/L)	0.0047	503	87.48	n/a	n/a	NaN	NP Inter(NDs)
Arsenic (mg/L)	0.0046	551	75.68	n/a	n/a	NaN	NP Inter(NDs)
Barium (mg/L)	0.21	551	1.996	n/a	n/a	NaN	NP Inter(normality)
Beryllium (mg/L)	0.0011	535	80.93	n/a	n/a	NaN	NP Inter(NDs)
Cadmium (mg/L)	0.00063	535	95.14	n/a	n/a	NaN	NP Inter(NDs)
Chromium (mg/L)	0.0093	503	79.32	n/a	n/a	NaN	NP Inter(NDs)
Cobalt (mg/L)	0.041	545	69.36	n/a	n/a	NaN	NP Inter(NDs)
Combined Radium 226 + 228 (pCi/L)	6.92	529	0	n/a	n/a	NaN	NP Inter(normality)
Fluoride (mg/L)	1.1	554	54.33	n/a	n/a	NaN	NP Inter(NDs)
Lead (mg/L)	0.0013	505	88.71	n/a	n/a	NaN	NP Inter(NDs)
Lithium (mg/L)	0.0284	529	26.28	n/a	n/a	NaN	NP Inter(normality)
Mercury (mg/L)	0.00064	459	87.36	n/a	n/a	NaN	NP Inter(NDs)
Molybdenum (mg/L)	0.03	493	61.87	n/a	n/a	NaN	NP Inter(NDs)
Selenium (mg/L)	0.005	533	92.5	n/a	n/a	NaN	NP Inter(NDs)
Thallium (mg/L)	0.00053	467	97.43	n/a	n/a	NaN	NP Inter(NDs)

Sanitas™ v.10.1.06e Software licensed to Groundwater Stats Consulting. UG
Hollow symbols indicate censored values.

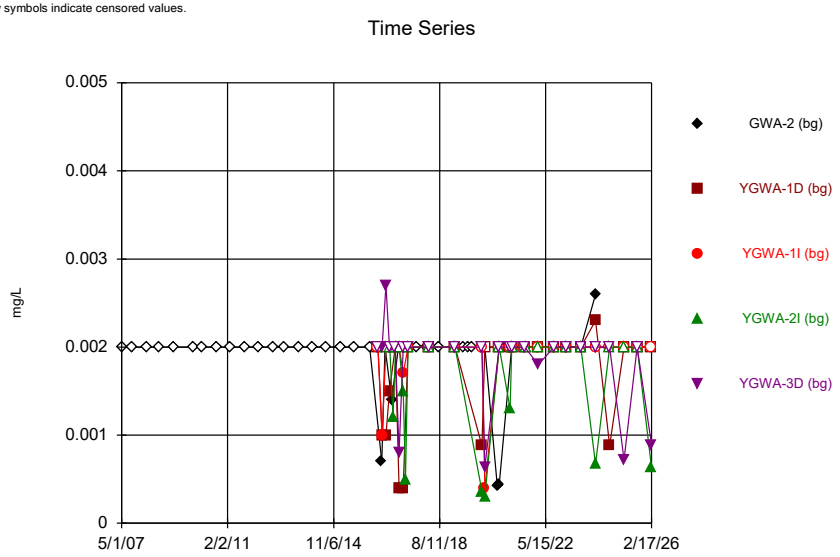

Constituent: Antimony Analysis Run 5/6/2026 8:11 PM View: Upper Tolerance Limits
Plant Yates Client: Southern Company Data: Yates AMA-R6

Sanitas™ v.10.1.06e Software licensed to Groundwater Stats Consulting. UG
Hollow symbols indicate censored values.

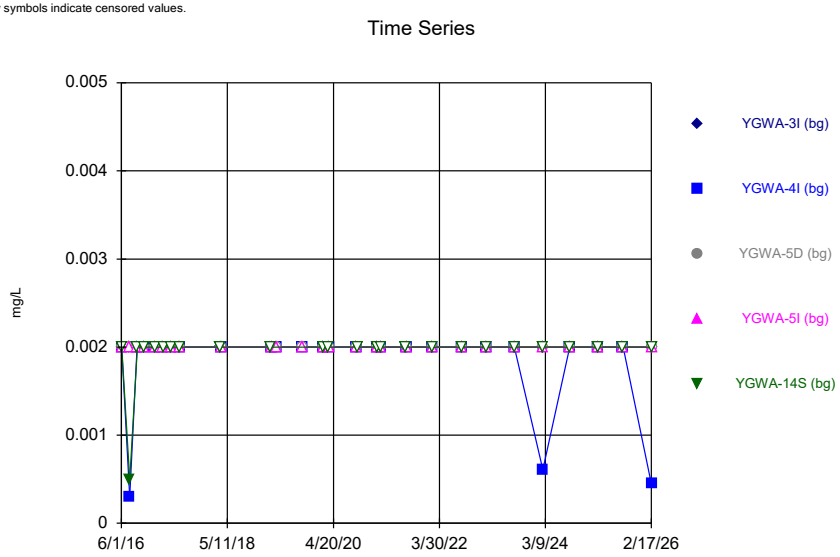

Constituent: Antimony Analysis Run 5/6/2026 8:11 PM View: Upper Tolerance Limits
Plant Yates Client: Southern Company Data: Yates AMA-R6

Sanitas™ v.10.1.06e Software licensed to Groundwater Stats Consulting. UG
Hollow symbols indicate censored values.

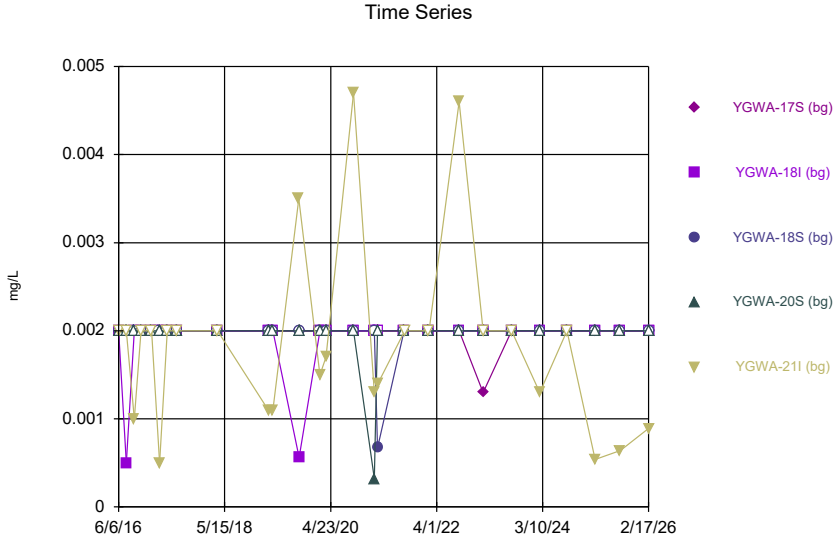

Constituent: Antimony Analysis Run 5/6/2026 8:11 PM View: Upper Tolerance Limits
Plant Yates Client: Southern Company Data: Yates AMA-R6

Sanitas™ v.10.1.06e Software licensed to Groundwater Stats Consulting. UG
Hollow symbols indicate censored values.

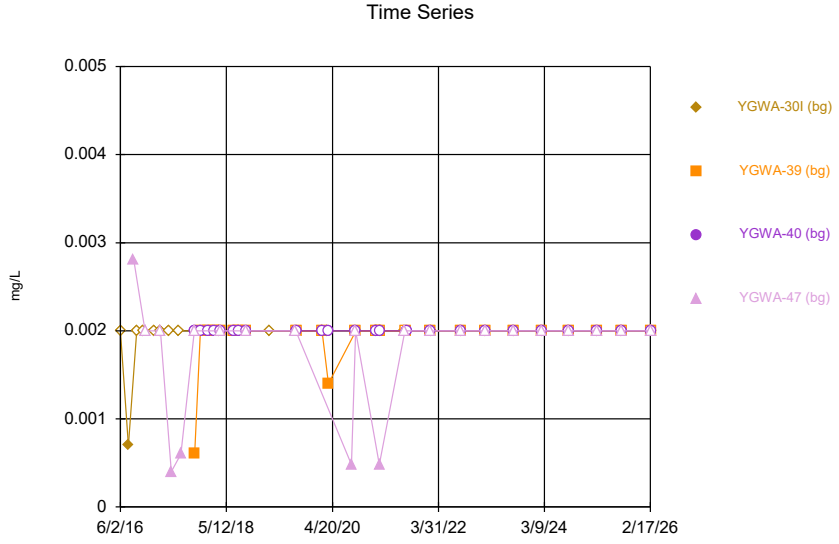

Constituent: Antimony Analysis Run 5/6/2026 8:11 PM View: Upper Tolerance Limits
Plant Yates Client: Southern Company Data: Yates AMA-R6

Sanitas™ v.10.1.06e Software licensed to Groundwater Stats Consulting. UG
Hollow symbols indicate censored values.

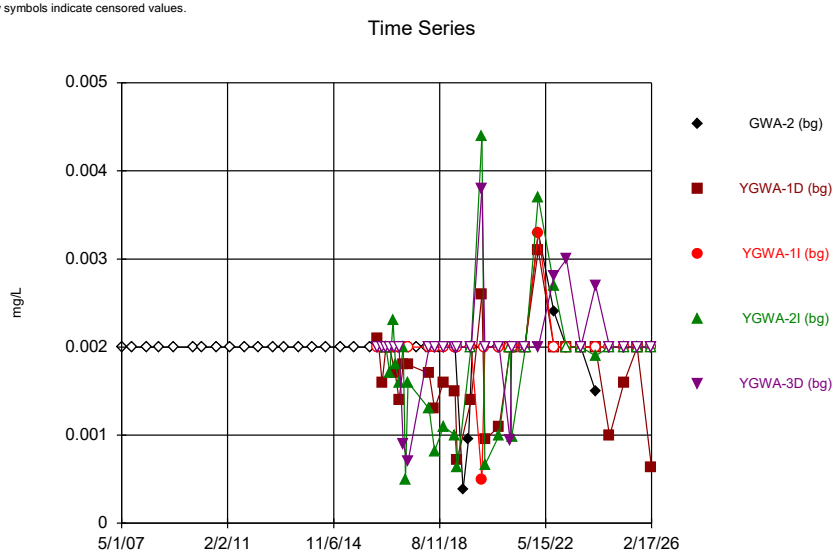

Constituent: Arsenic Analysis Run 5/6/2026 8:11 PM View: Upper Tolerance Limits
Plant Yates Client: Southern Company Data: Yates AMA-R6

Sanitas™ v.10.1.06e Software licensed to Groundwater Stats Consulting. UG
Hollow symbols indicate censored values.

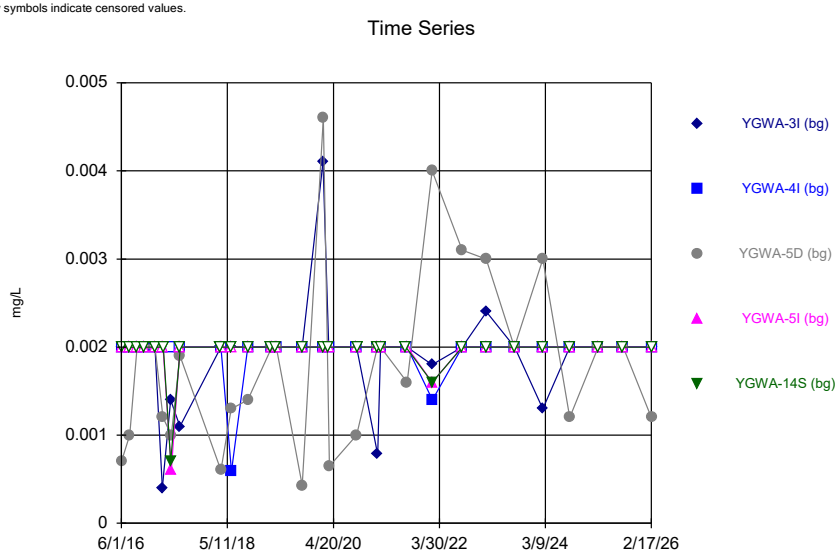

Constituent: Arsenic Analysis Run 5/6/2026 8:11 PM View: Upper Tolerance Limits
Plant Yates Client: Southern Company Data: Yates AMA-R6

Sanitas™ v.10.1.06e Software licensed to Groundwater Stats Consulting. UG
Hollow symbols indicate censored values.

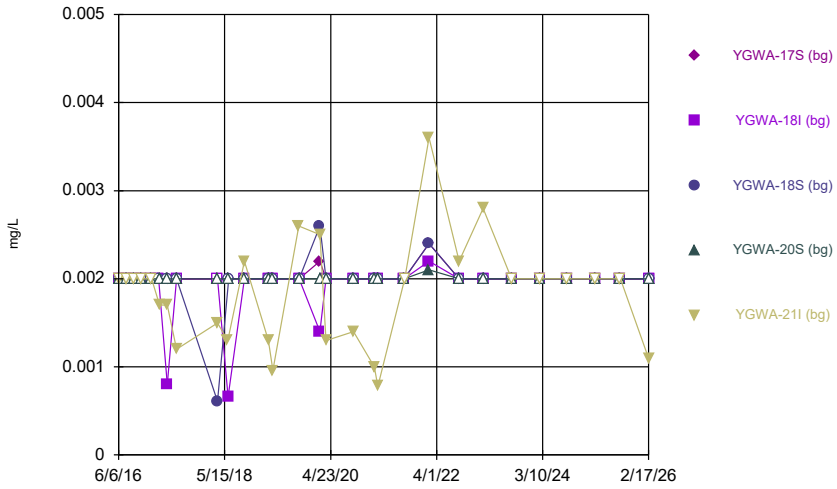

Constituent: Arsenic Analysis Run 5/6/2026 8:11 PM View: Upper Tolerance Limits
Plant Yates Client: Southern Company Data: Yates AMA-R6

Sanitas™ v.10.1.06e Software licensed to Groundwater Stats Consulting. UG
Hollow symbols indicate censored values.

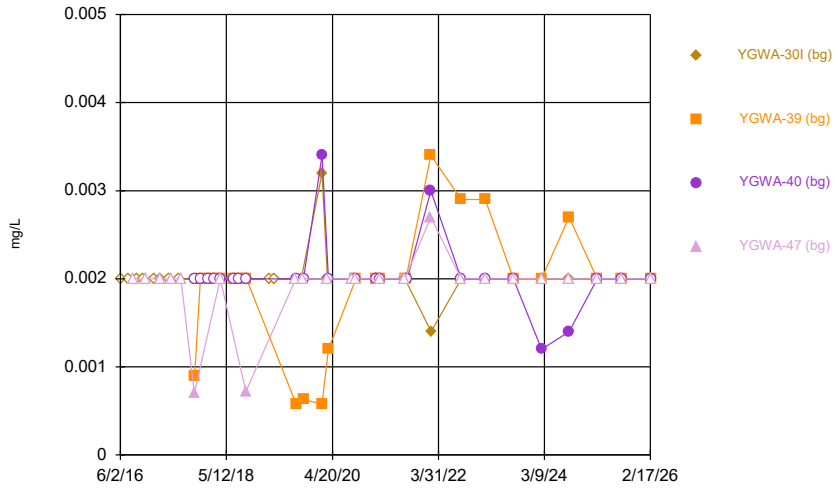

Constituent: Arsenic Analysis Run 5/6/2026 8:11 PM View: Upper Tolerance Limits
Plant Yates Client: Southern Company Data: Yates AMA-R6

Sanitas™ v.10.1.06e Software licensed to Groundwater Stats Consulting. UG
Hollow symbols indicate censored values.

Time Series

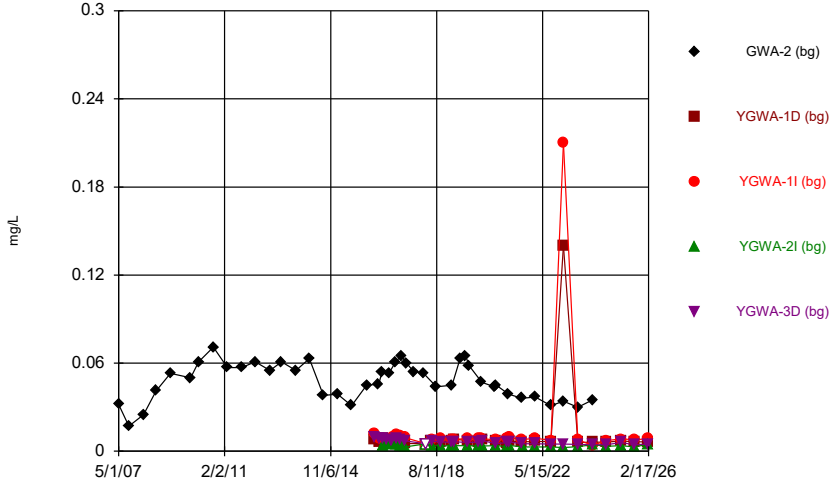

Constituent: Barium Analysis Run 5/6/2026 8:11 PM View: Upper Tolerance Limits
Plant Yates Client: Southern Company Data: Yates AMA-R6

Sanitas™ v.10.1.06e Software licensed to Groundwater Stats Consulting. UG
Hollow symbols indicate censored values.

Time Series

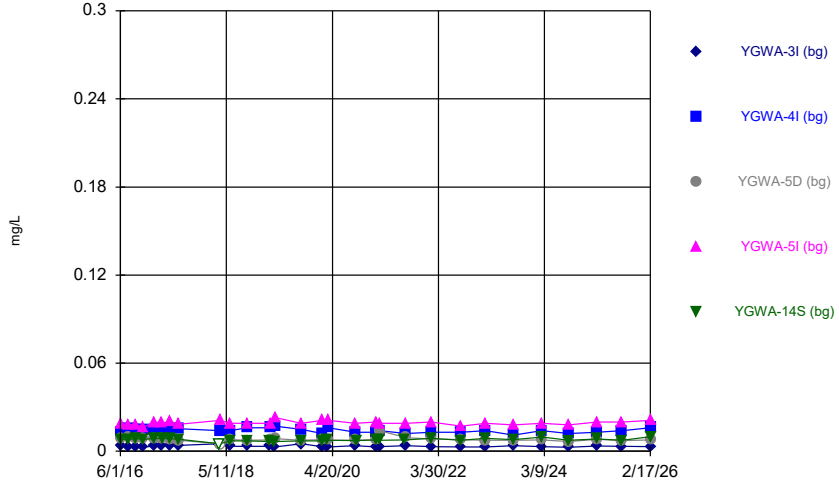

Constituent: Barium Analysis Run 5/6/2026 8:11 PM View: Upper Tolerance Limits
Plant Yates Client: Southern Company Data: Yates AMA-R6

Sanitas™ v.10.1.06e Software licensed to Groundwater Stats Consulting. UG
Hollow symbols indicate censored values.

Time Series

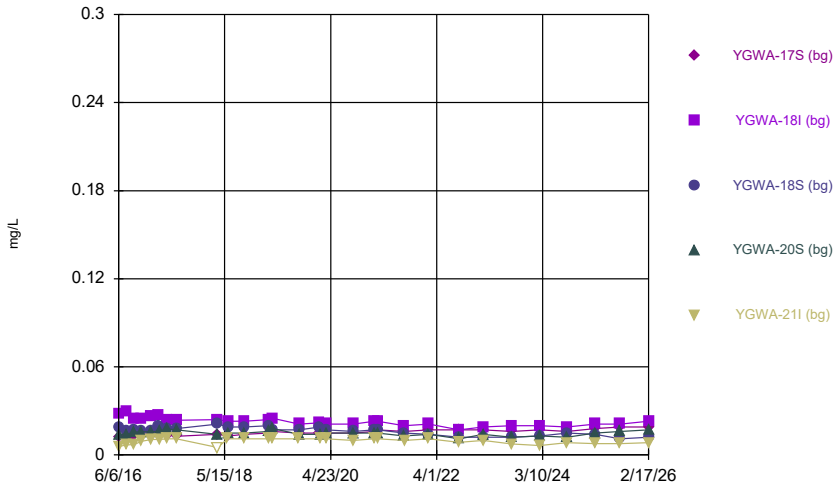

Constituent: Barium Analysis Run 5/6/2026 8:11 PM View: Upper Tolerance Limits
Plant Yates Client: Southern Company Data: Yates AMA-R6

Sanitas™ v.10.1.06e Software licensed to Groundwater Stats Consulting. UG
Hollow symbols indicate censored values.

Time Series

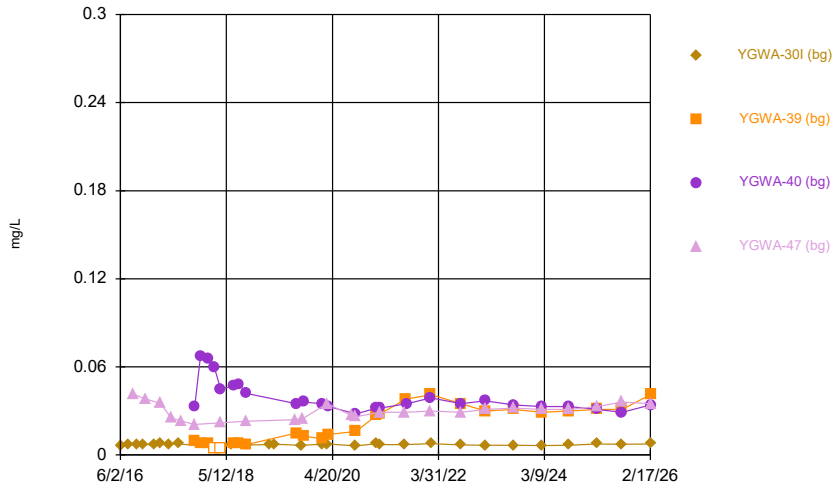

Constituent: Barium Analysis Run 5/6/2026 8:11 PM View: Upper Tolerance Limits
Plant Yates Client: Southern Company Data: Yates AMA-R6

Sanitas™ v.10.1.06e Software licensed to Groundwater Stats Consulting. UG
Hollow symbols indicate censored values.

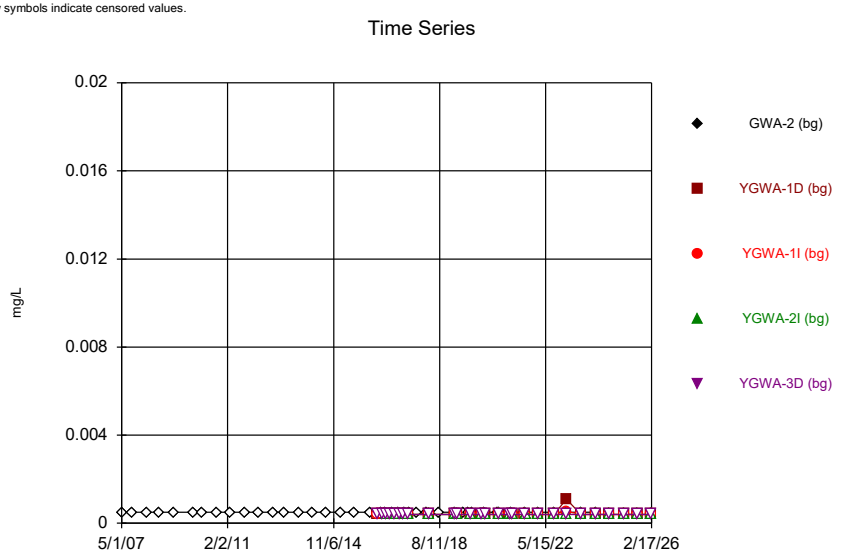

Constituent: Beryllium Analysis Run 5/6/2026 8:11 PM View: Upper Tolerance Limits
Plant Yates Client: Southern Company Data: Yates AMA-R6

Sanitas™ v.10.1.06e Software licensed to Groundwater Stats Consulting. UG
Hollow symbols indicate censored values.

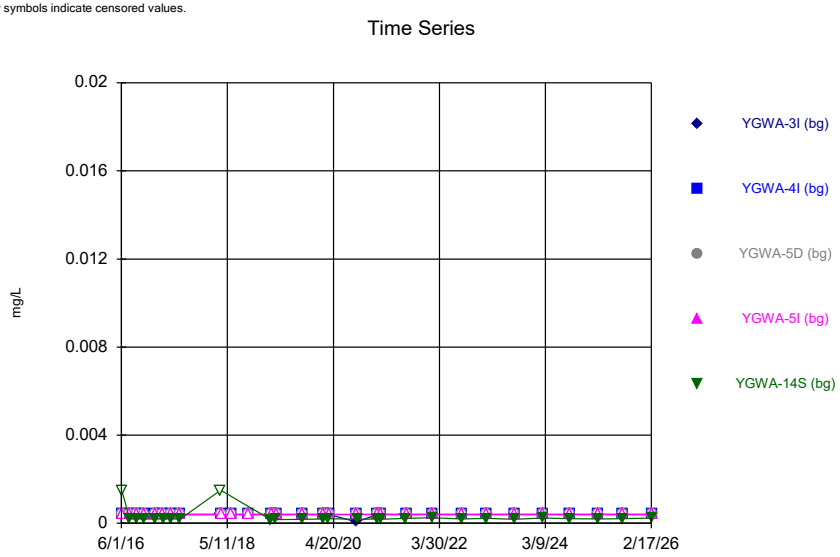

Constituent: Beryllium Analysis Run 5/6/2026 8:11 PM View: Upper Tolerance Limits
Plant Yates Client: Southern Company Data: Yates AMA-R6

Sanitas™ v.10.1.06e Software licensed to Groundwater Stats Consulting. UG
Hollow symbols indicate censored values.

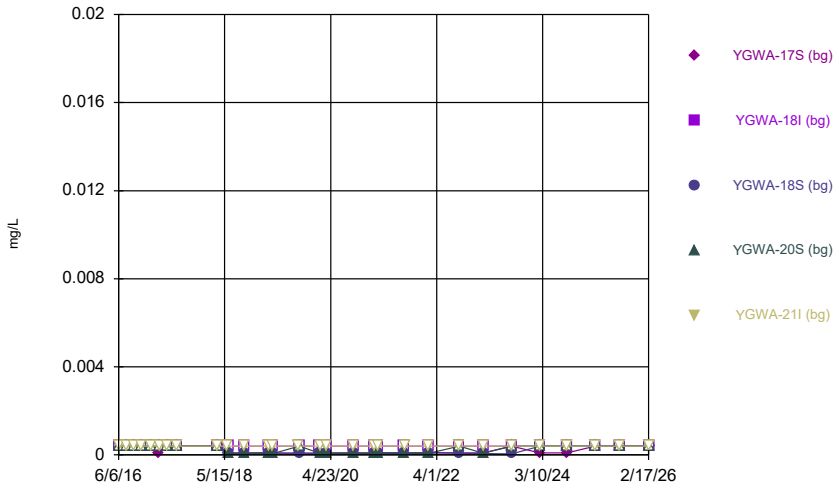

Constituent: Beryllium Analysis Run 5/6/2026 8:11 PM View: Upper Tolerance Limits
Plant Yates Client: Southern Company Data: Yates AMA-R6

Sanitas™ v.10.1.06e Software licensed to Groundwater Stats Consulting. UG
Hollow symbols indicate censored values.

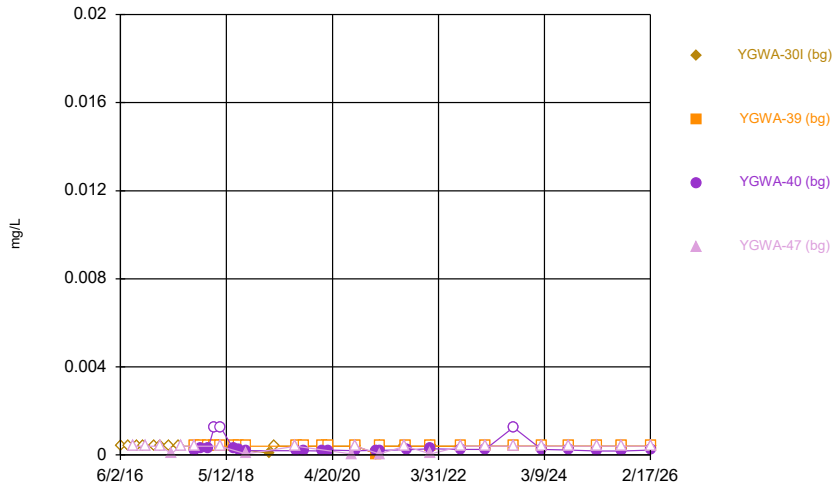

Constituent: Beryllium Analysis Run 5/6/2026 8:11 PM View: Upper Tolerance Limits
Plant Yates Client: Southern Company Data: Yates AMA-R6

Sanitas™ v.10.1.06e Software licensed to Groundwater Stats Consulting. UG
Hollow symbols indicate censored values.

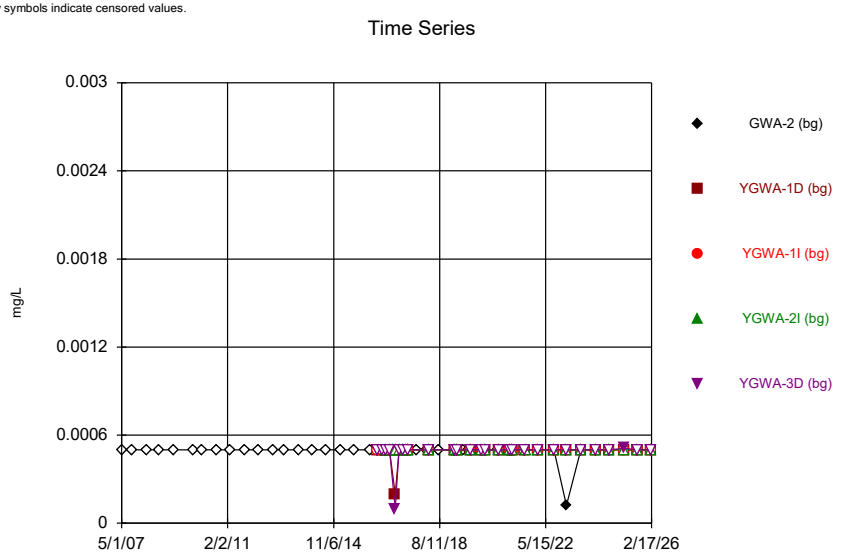

Constituent: Cadmium Analysis Run 5/6/2026 8:11 PM View: Upper Tolerance Limits
Plant Yates Client: Southern Company Data: Yates AMA-R6

Sanitas™ v.10.1.06e Software licensed to Groundwater Stats Consulting. UG
Hollow symbols indicate censored values.

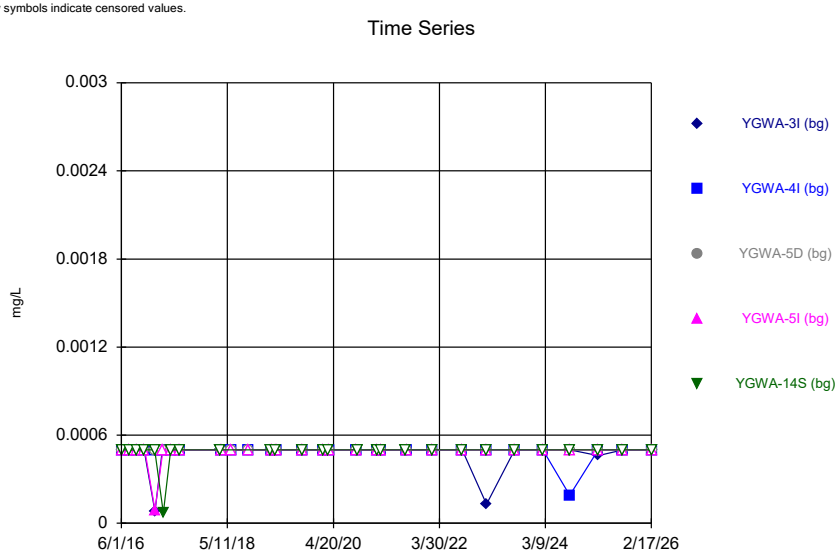

Constituent: Cadmium Analysis Run 5/6/2026 8:11 PM View: Upper Tolerance Limits
Plant Yates Client: Southern Company Data: Yates AMA-R6

Sanitas™ v.10.1.06e Software licensed to Groundwater Stats Consulting. UG
Hollow symbols indicate censored values.

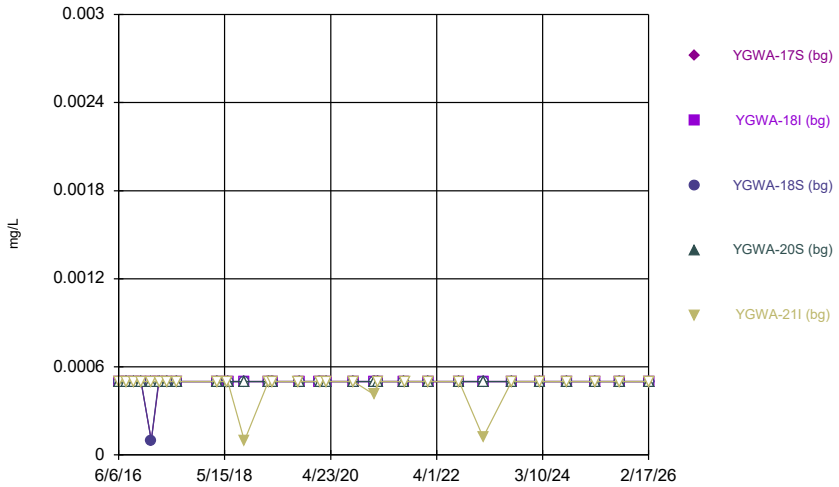

Constituent: Cadmium Analysis Run 5/6/2026 8:11 PM View: Upper Tolerance Limits
Plant Yates Client: Southern Company Data: Yates AMA-R6

Sanitas™ v.10.1.06e Software licensed to Groundwater Stats Consulting. UG
Hollow symbols indicate censored values.

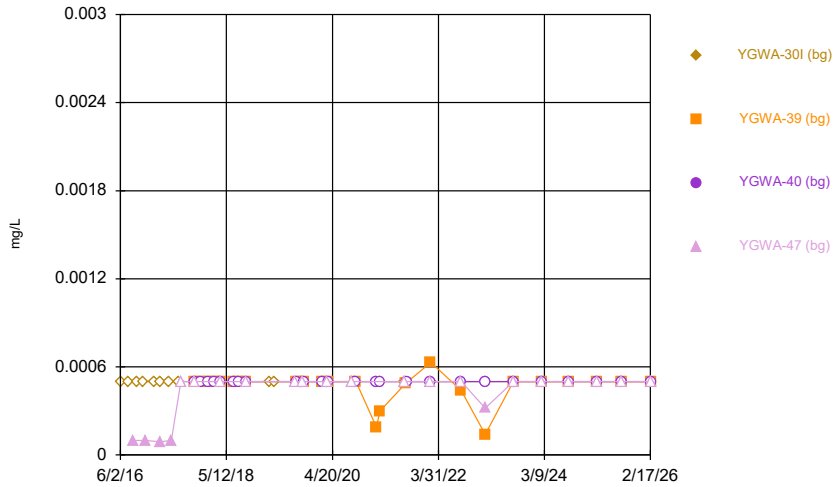

Constituent: Cadmium Analysis Run 5/6/2026 8:11 PM View: Upper Tolerance Limits
Plant Yates Client: Southern Company Data: Yates AMA-R6

Sanitas™ v.10.1.06e Software licensed to Groundwater Stats Consulting. UG
Hollow symbols indicate censored values.

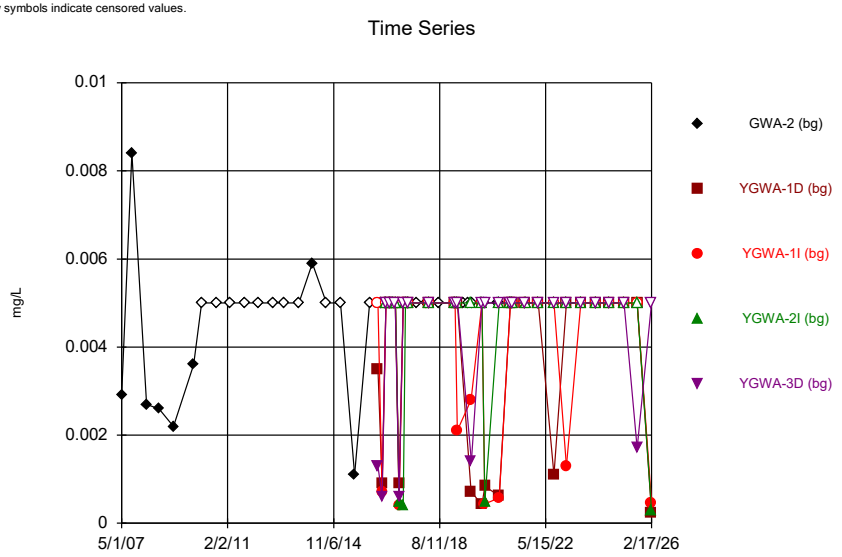

Constituent: Chromium Analysis Run 5/6/2026 8:11 PM View: Upper Tolerance Limits
Plant Yates Client: Southern Company Data: Yates AMA-R6

Sanitas™ v.10.1.06e Software licensed to Groundwater Stats Consulting. UG
Hollow symbols indicate censored values.

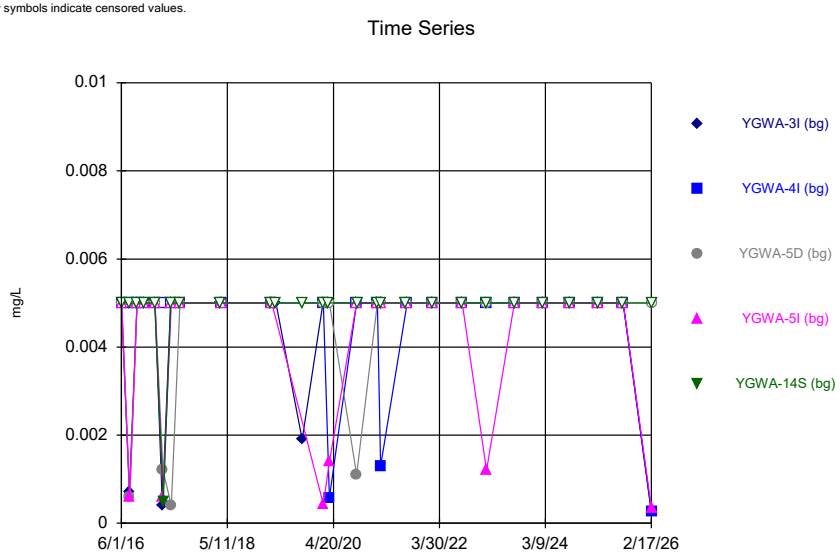

Constituent: Chromium Analysis Run 5/6/2026 8:11 PM View: Upper Tolerance Limits
Plant Yates Client: Southern Company Data: Yates AMA-R6

Sanitas™ v.10.1.06e Software licensed to Groundwater Stats Consulting. UG
Hollow symbols indicate censored values.

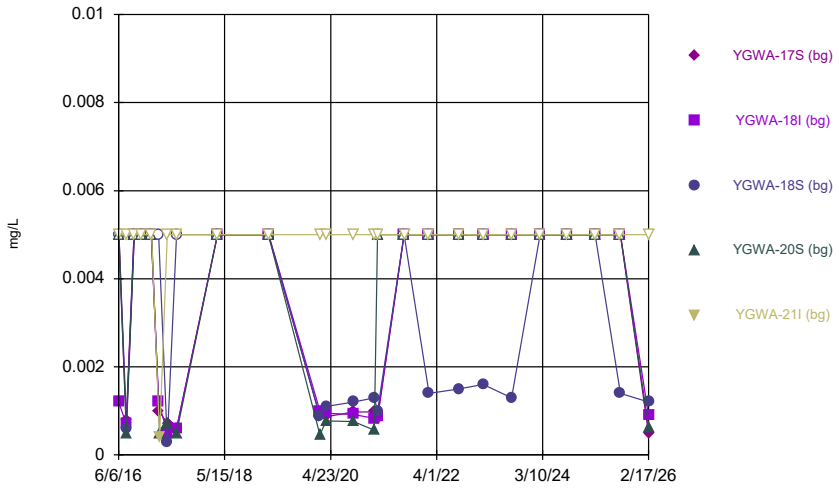

Constituent: Chromium Analysis Run 5/6/2026 8:11 PM View: Upper Tolerance Limits
Plant Yates Client: Southern Company Data: Yates AMA-R6

Sanitas™ v.10.1.06e Software licensed to Groundwater Stats Consulting. UG
Hollow symbols indicate censored values.

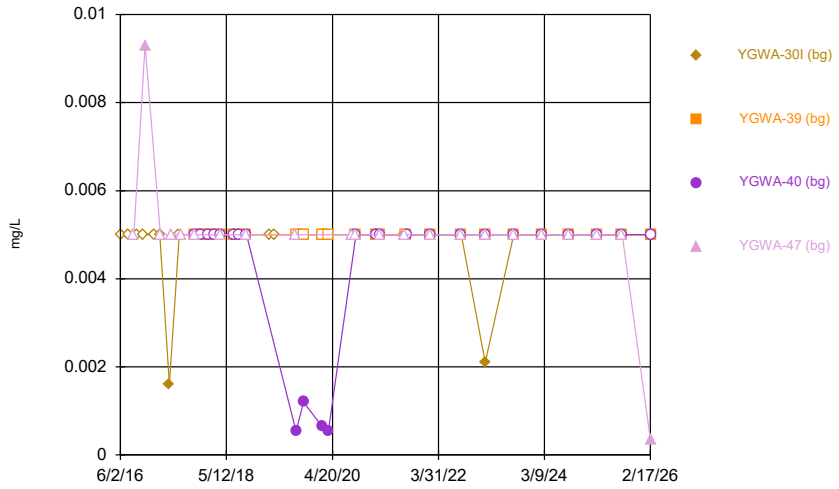

Constituent: Chromium Analysis Run 5/6/2026 8:11 PM View: Upper Tolerance Limits
Plant Yates Client: Southern Company Data: Yates AMA-R6

Sanitas™ v.10.1.06e Software licensed to Groundwater Stats Consulting. UG
Hollow symbols indicate censored values.

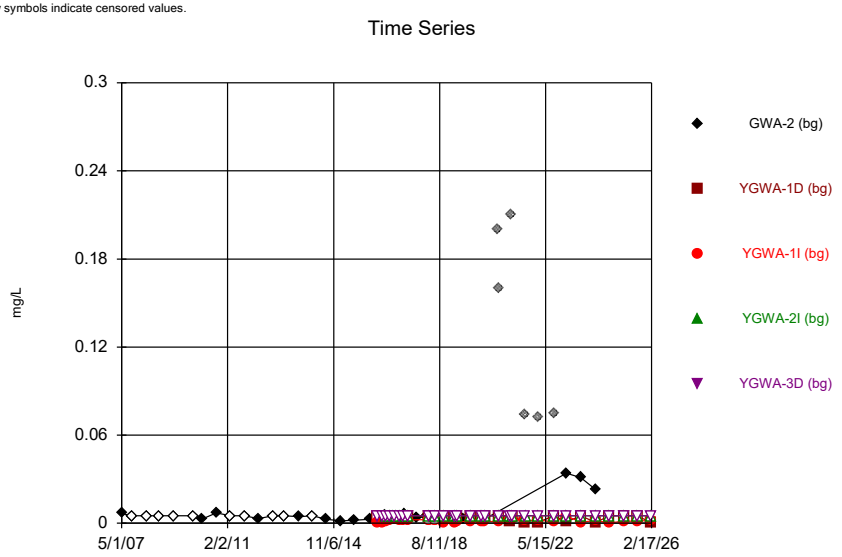

Constituent: Cobalt Analysis Run 5/6/2026 8:11 PM View: Upper Tolerance Limits
Plant Yates Client: Southern Company Data: Yates AMA-R6

Sanitas™ v.10.1.06e Software licensed to Groundwater Stats Consulting. UG
Hollow symbols indicate censored values.

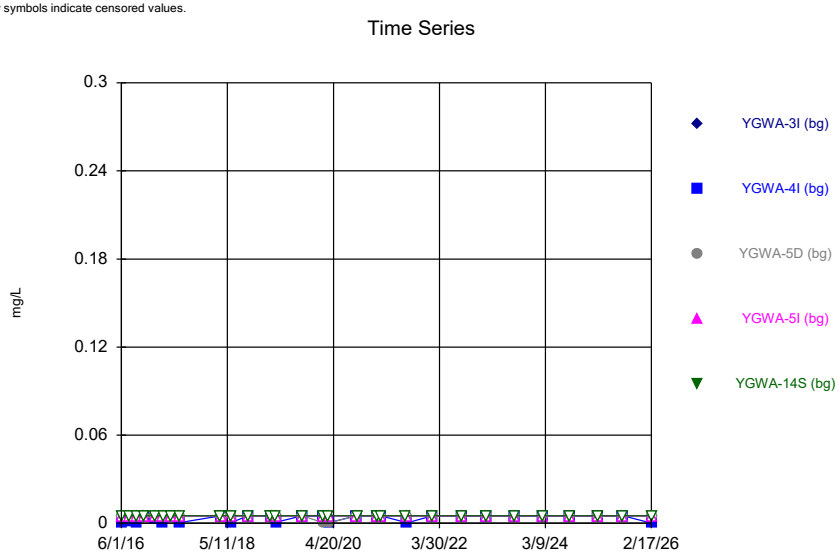

Constituent: Cobalt Analysis Run 5/6/2026 8:11 PM View: Upper Tolerance Limits
Plant Yates Client: Southern Company Data: Yates AMA-R6

Sanitas™ v.10.1.06e Software licensed to Groundwater Stats Consulting. UG
Hollow symbols indicate censored values.

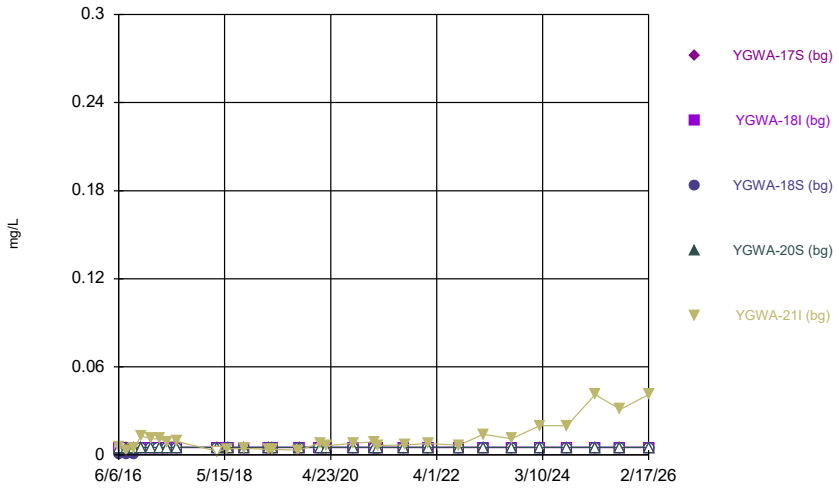

Constituent: Cobalt Analysis Run 5/6/2026 8:12 PM View: Upper Tolerance Limits
Plant Yates Client: Southern Company Data: Yates AMA-R6

Sanitas™ v.10.1.06e Software licensed to Groundwater Stats Consulting. UG
Hollow symbols indicate censored values.

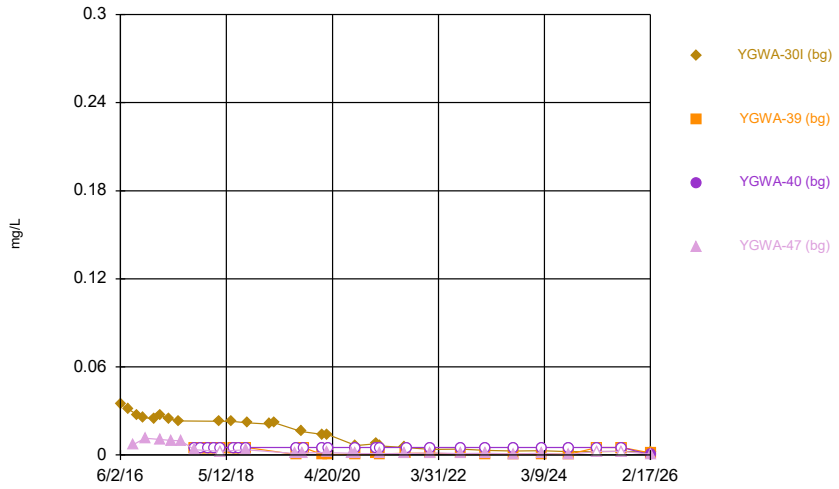

Constituent: Cobalt Analysis Run 5/6/2026 8:12 PM View: Upper Tolerance Limits
Plant Yates Client: Southern Company Data: Yates AMA-R6

Sanitas™ v.10.1.06e Software licensed to Groundwater Stats Consulting. UG

Time Series

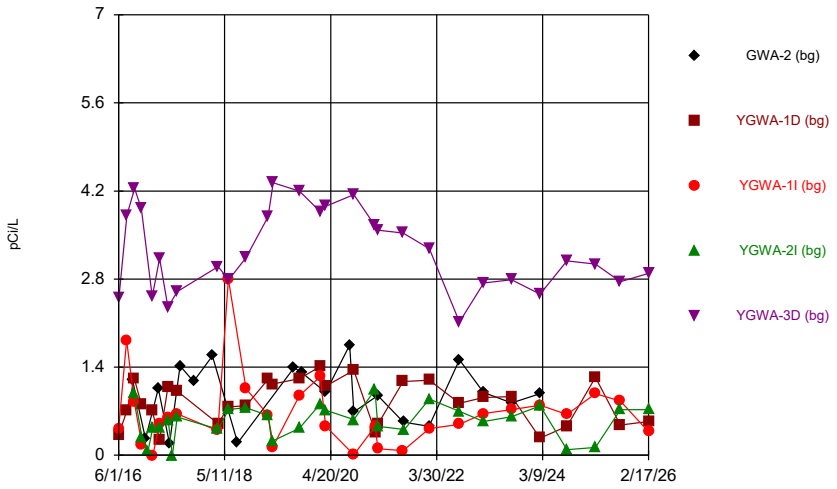

Constituent: Combined Radium 226 + 228 Analysis Run 5/6/2026 8:12 PM View: Upper Tolerance Limits

Plant Yates Client: Southern Company Data: Yates AMA-R6

Sanitas™ v.10.1.06e Software licensed to Groundwater Stats Consulting. UG

Time Series

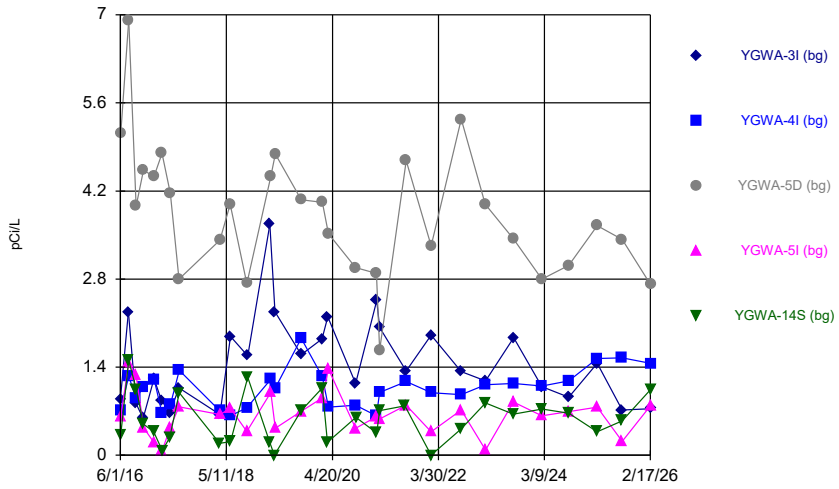

Constituent: Combined Radium 226 + 228 Analysis Run 5/6/2026 8:12 PM View: Upper Tolerance Limits

Plant Yates Client: Southern Company Data: Yates AMA-R6

Sanitas™ v.10.1.06e Software licensed to Groundwater Stats Consulting. UG

Time Series

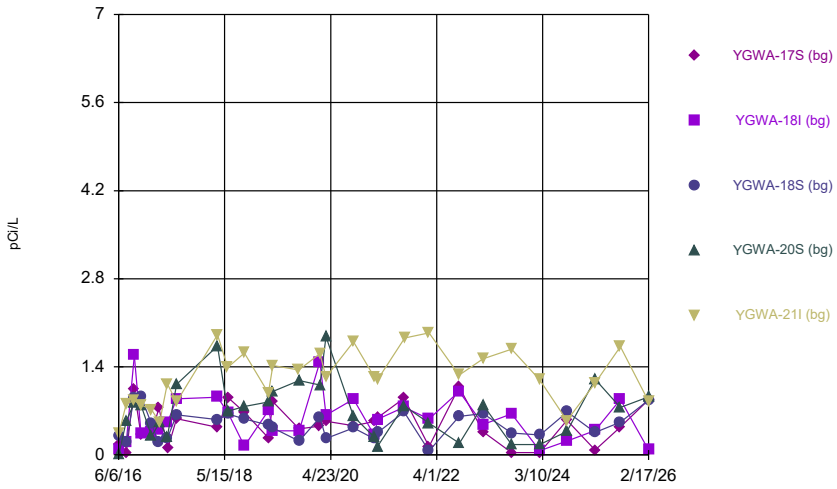

Constituent: Combined Radium 226 + 228 Analysis Run 5/6/2026 8:12 PM View: Upper Tolerance Limits

Plant Yates Client: Southern Company Data: Yates AMA-R6

Sanitas™ v.10.1.06e Software licensed to Groundwater Stats Consulting. UG

Time Series

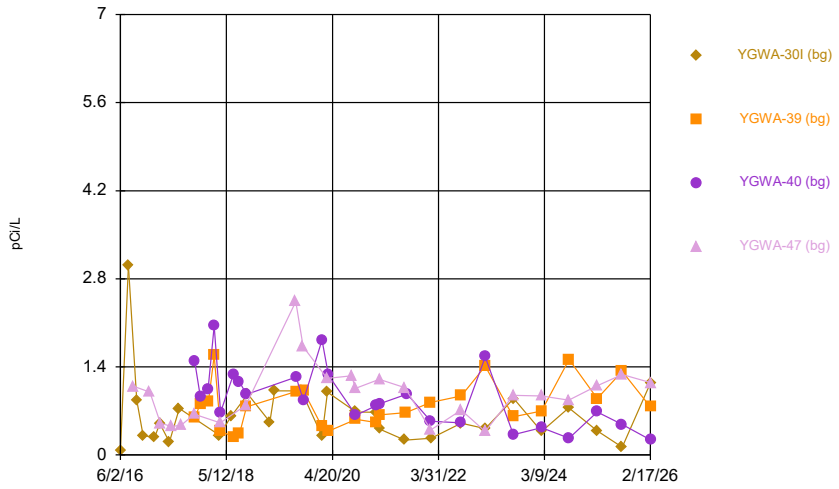

Constituent: Combined Radium 226 + 228 Analysis Run 5/6/2026 8:12 PM View: Upper Tolerance Limits

Plant Yates Client: Southern Company Data: Yates AMA-R6

Sanitas™ v.10.1.06e Software licensed to Groundwater Stats Consulting. UG
Hollow symbols indicate censored values.

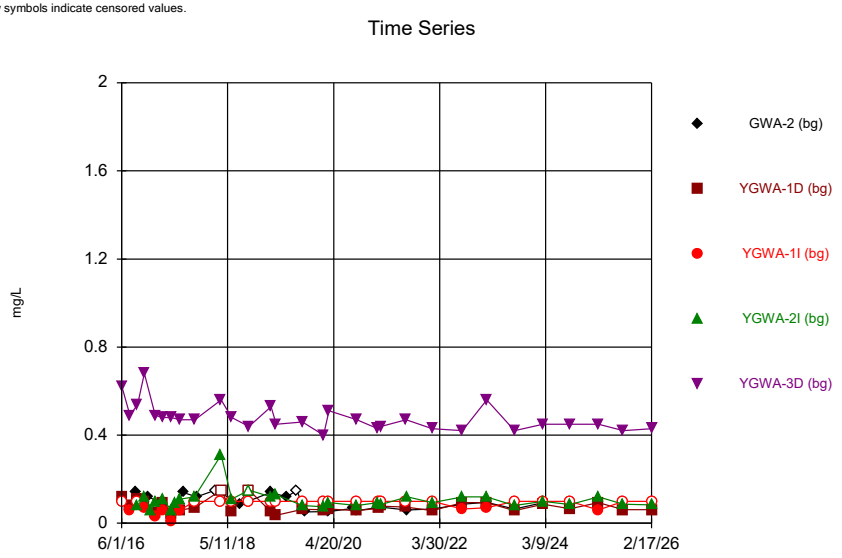

Constituent: Fluoride Analysis Run 5/6/2026 8:12 PM View: Upper Tolerance Limits
Plant Yates Client: Southern Company Data: Yates AMA-R6

Sanitas™ v.10.1.06e Software licensed to Groundwater Stats Consulting. UG
Hollow symbols indicate censored values.

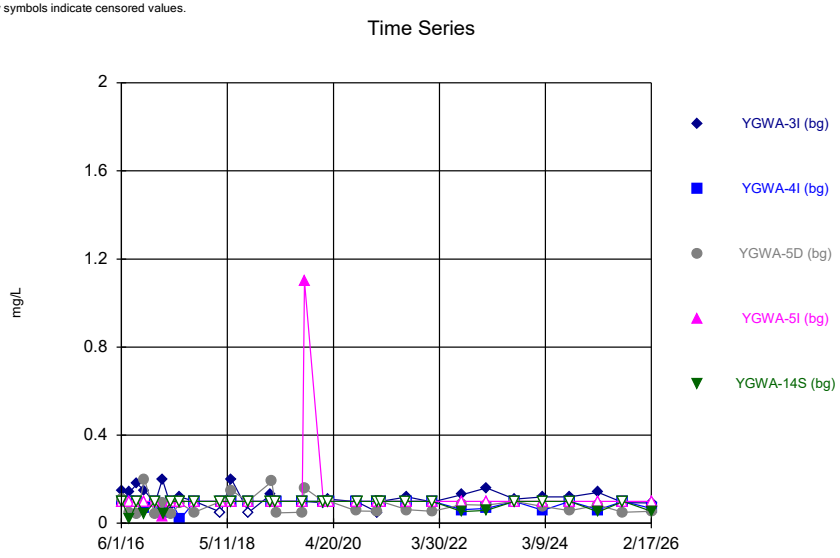

Constituent: Fluoride Analysis Run 5/6/2026 8:12 PM View: Upper Tolerance Limits
Plant Yates Client: Southern Company Data: Yates AMA-R6

Sanitas™ v.10.1.06e Software licensed to Groundwater Stats Consulting. UG
Hollow symbols indicate censored values.

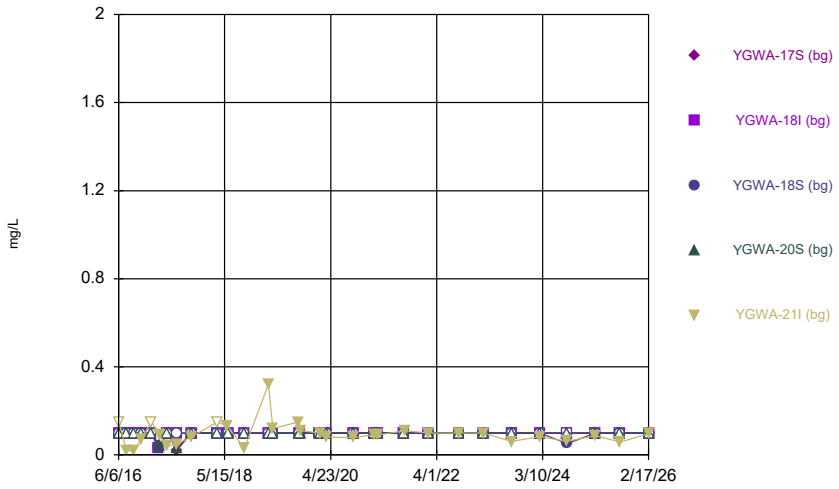

Constituent: Fluoride Analysis Run 5/6/2026 8:12 PM View: Upper Tolerance Limits
Plant Yates Client: Southern Company Data: Yates AMA-R6

Sanitas™ v.10.1.06e Software licensed to Groundwater Stats Consulting. UG
Hollow symbols indicate censored values.

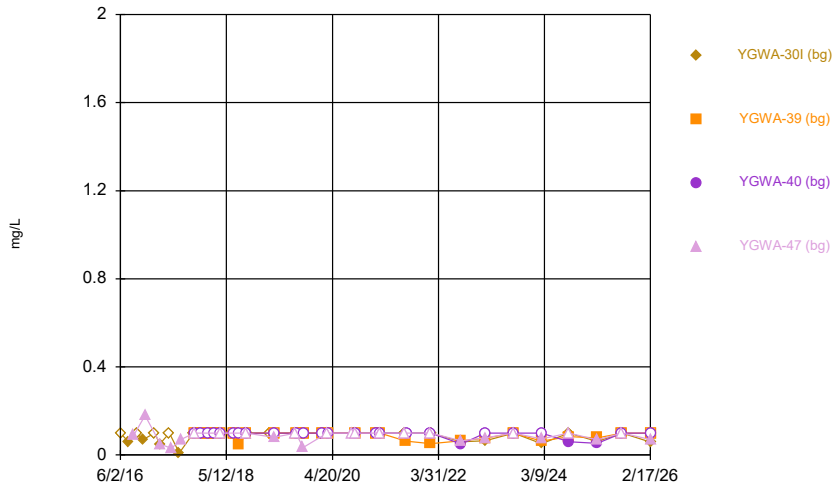

Constituent: Fluoride Analysis Run 5/6/2026 8:12 PM View: Upper Tolerance Limits
Plant Yates Client: Southern Company Data: Yates AMA-R6

Sanitas™ v.10.1.06e Software licensed to Groundwater Stats Consulting. UG
Hollow symbols indicate censored values.

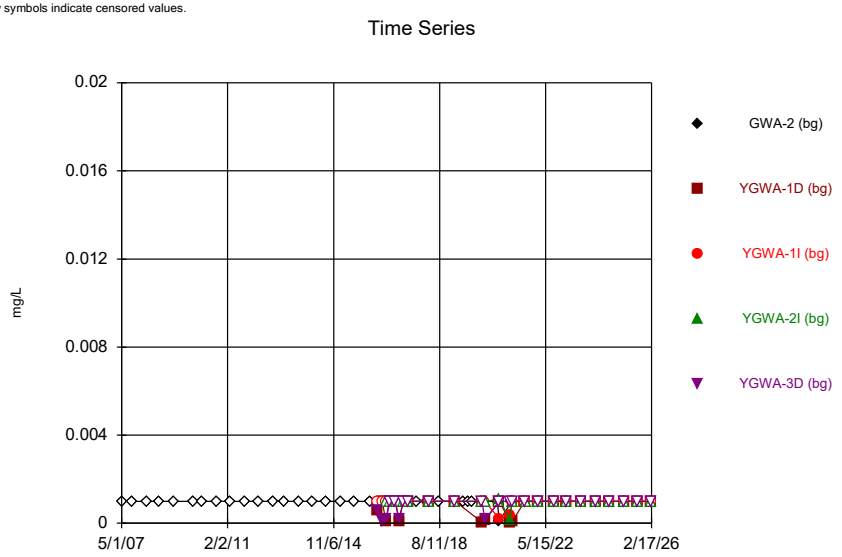

Constituent: Lead Analysis Run 5/6/2026 8:12 PM View: Upper Tolerance Limits
Plant Yates Client: Southern Company Data: Yates AMA-R6

Sanitas™ v.10.1.06e Software licensed to Groundwater Stats Consulting. UG
Hollow symbols indicate censored values.

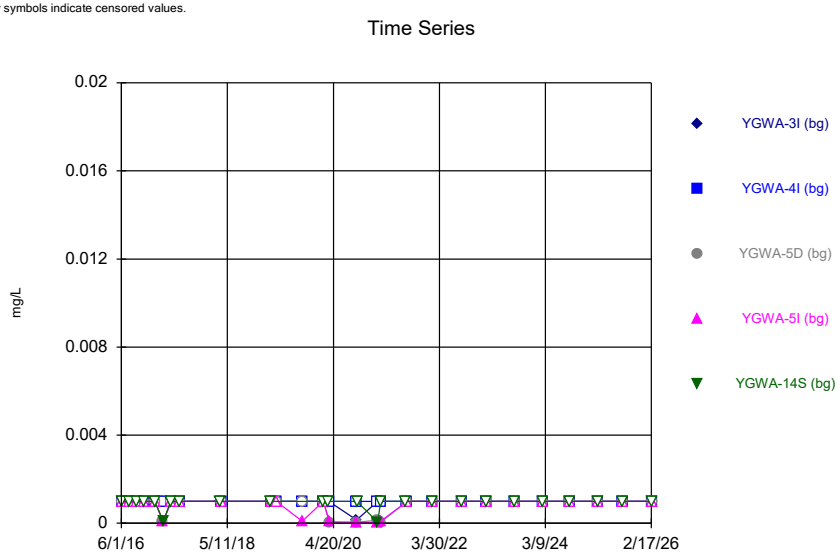

Constituent: Lead Analysis Run 5/6/2026 8:12 PM View: Upper Tolerance Limits
Plant Yates Client: Southern Company Data: Yates AMA-R6

Sanitas™ v.10.1.06e Software licensed to Groundwater Stats Consulting. UG
Hollow symbols indicate censored values.

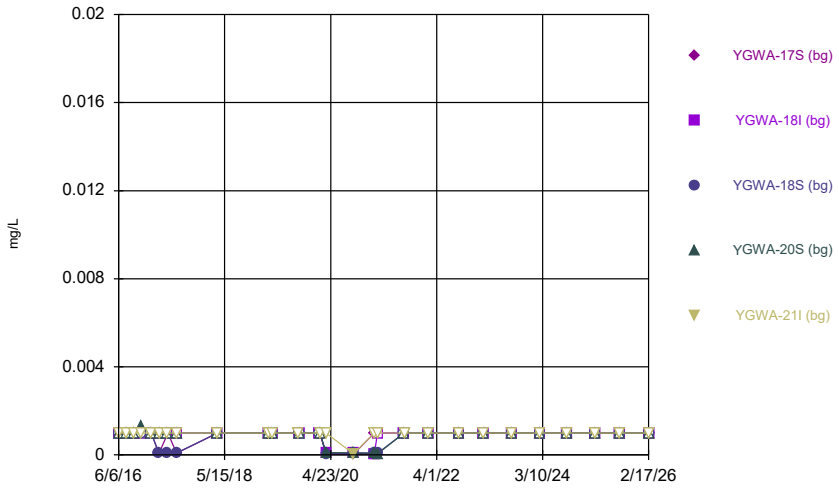

Constituent: Lead Analysis Run 5/6/2026 8:12 PM View: Upper Tolerance Limits
Plant Yates Client: Southern Company Data: Yates AMA-R6

Sanitas™ v.10.1.06e Software licensed to Groundwater Stats Consulting. UG
Hollow symbols indicate censored values.

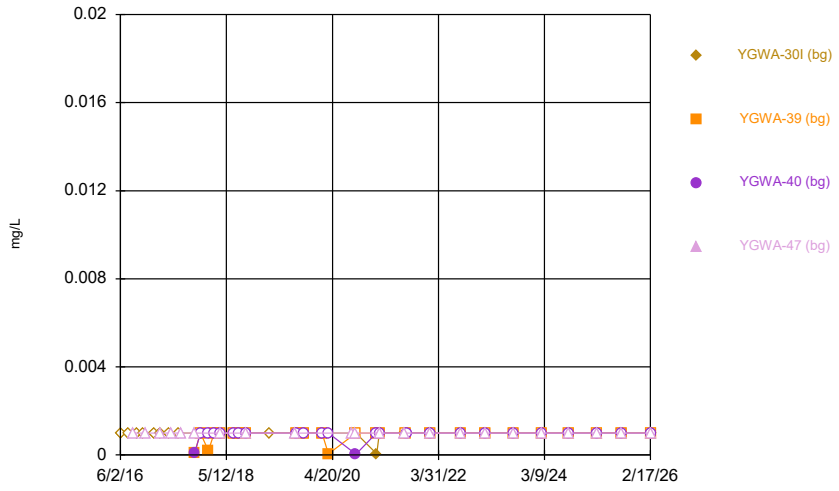

Constituent: Lead Analysis Run 5/6/2026 8:12 PM View: Upper Tolerance Limits
Plant Yates Client: Southern Company Data: Yates AMA-R6

Sanitas™ v.10.1.06e Software licensed to Groundwater Stats Consulting. UG
Hollow symbols indicate censored values.

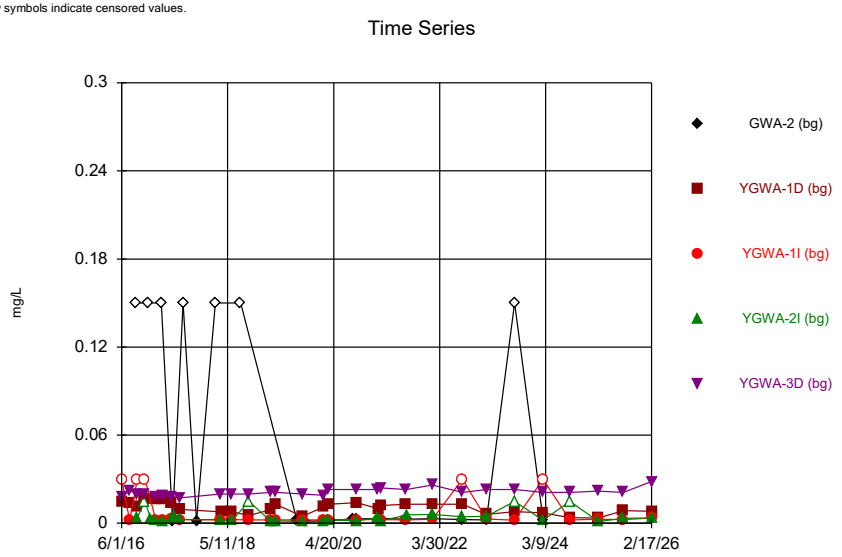

Constituent: Lithium Analysis Run 5/6/2026 8:12 PM View: Upper Tolerance Limits
Plant Yates Client: Southern Company Data: Yates AMA-R6

Sanitas™ v.10.1.06e Software licensed to Groundwater Stats Consulting. UG
Hollow symbols indicate censored values.

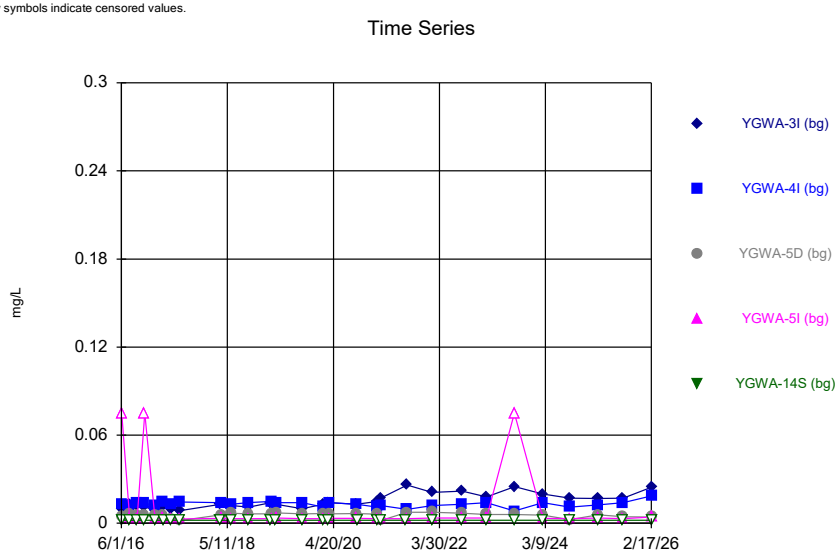

Constituent: Lithium Analysis Run 5/6/2026 8:12 PM View: Upper Tolerance Limits
Plant Yates Client: Southern Company Data: Yates AMA-R6

Sanitas™ v.10.1.06e Software licensed to Groundwater Stats Consulting. UG
Hollow symbols indicate censored values.

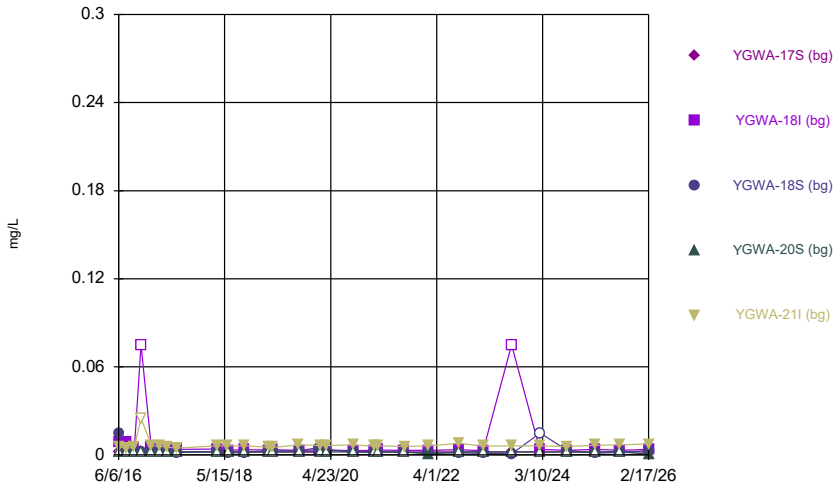

Constituent: Lithium Analysis Run 5/6/2026 8:12 PM View: Upper Tolerance Limits
Plant Yates Client: Southern Company Data: Yates AMA-R6

Sanitas™ v.10.1.06e Software licensed to Groundwater Stats Consulting. UG
Hollow symbols indicate censored values.

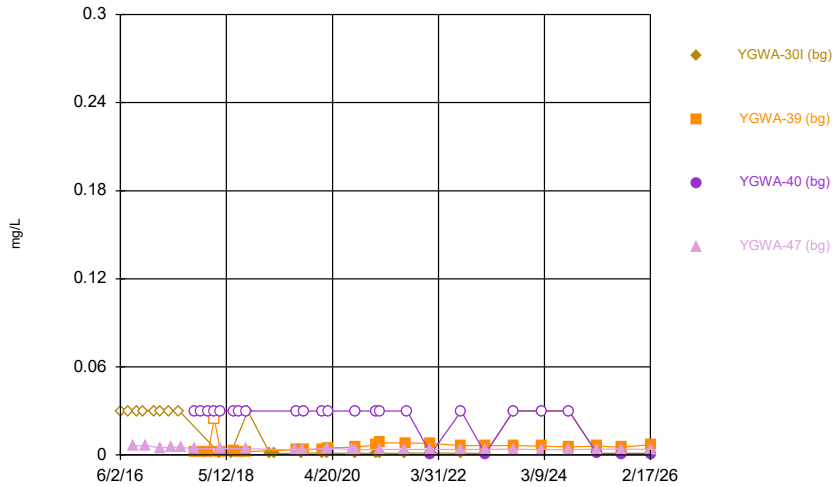

Constituent: Lithium Analysis Run 5/6/2026 8:12 PM View: Upper Tolerance Limits
Plant Yates Client: Southern Company Data: Yates AMA-R6

Sanitas™ v.10.1.06e Software licensed to Groundwater Stats Consulting. UG
Hollow symbols indicate censored values.

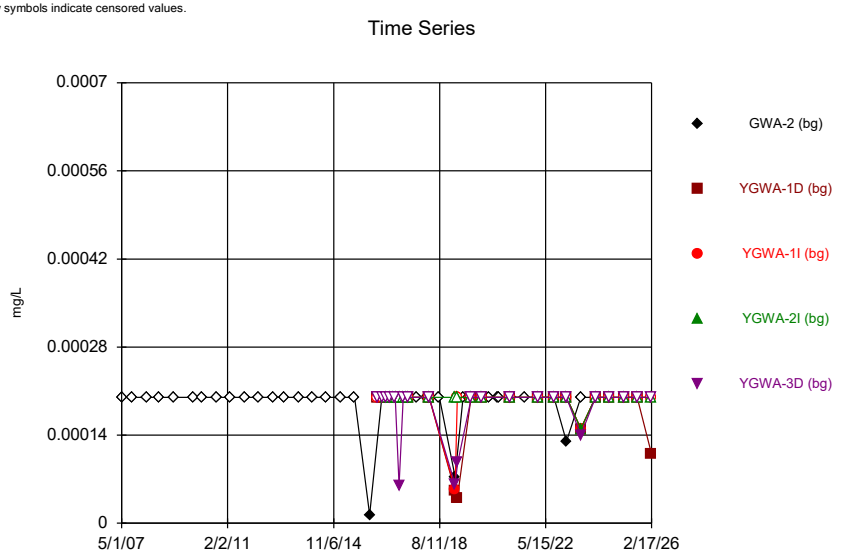

Constituent: Mercury Analysis Run 5/6/2026 8:12 PM View: Upper Tolerance Limits
Plant Yates Client: Southern Company Data: Yates AMA-R6

Sanitas™ v.10.1.06e Software licensed to Groundwater Stats Consulting. UG
Hollow symbols indicate censored values.

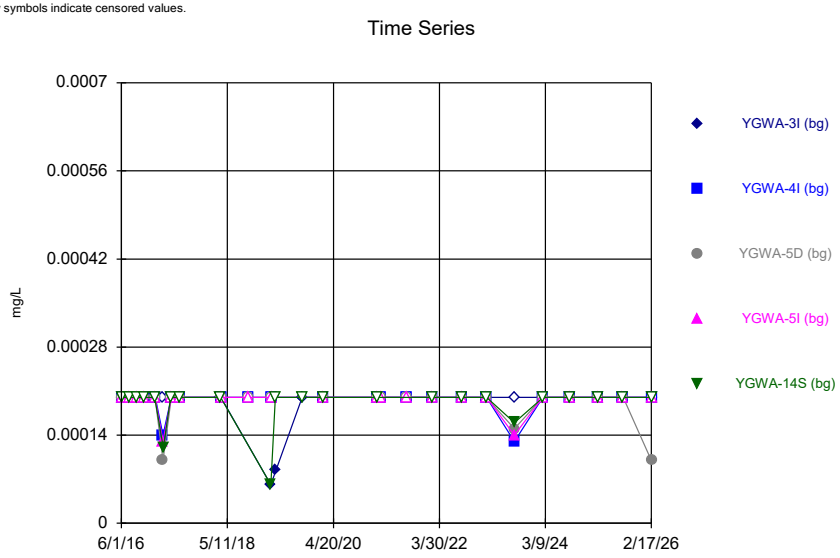

Constituent: Mercury Analysis Run 5/6/2026 8:12 PM View: Upper Tolerance Limits
Plant Yates Client: Southern Company Data: Yates AMA-R6

Sanitas™ v.10.1.06e Software licensed to Groundwater Stats Consulting. UG
Hollow symbols indicate censored values.

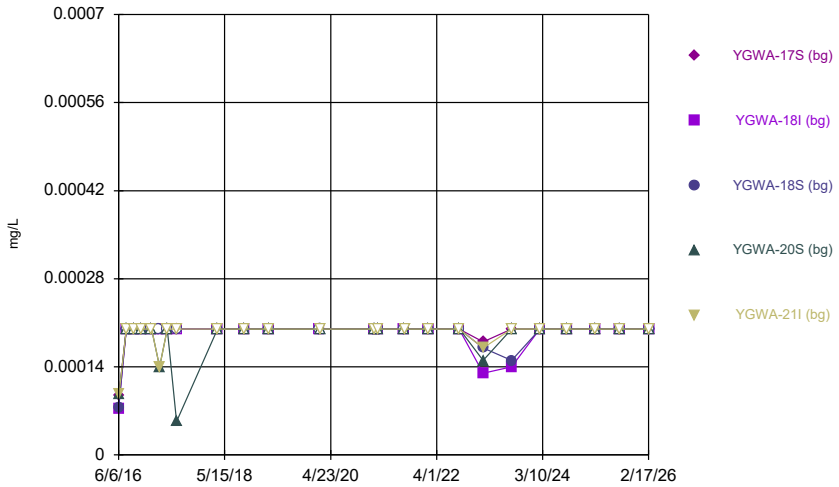

Constituent: Mercury Analysis Run 5/6/2026 8:12 PM View: Upper Tolerance Limits
Plant Yates Client: Southern Company Data: Yates AMA-R6

Sanitas™ v.10.1.06e Software licensed to Groundwater Stats Consulting. UG
Hollow symbols indicate censored values.

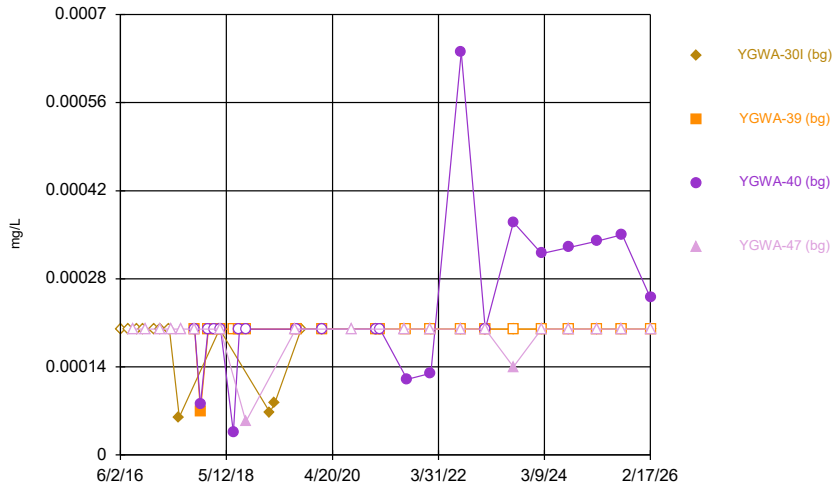

Constituent: Mercury Analysis Run 5/6/2026 8:12 PM View: Upper Tolerance Limits
Plant Yates Client: Southern Company Data: Yates AMA-R6

Sanitas™ v.10.1.06e Software licensed to Groundwater Stats Consulting. UG
Hollow symbols indicate censored values.

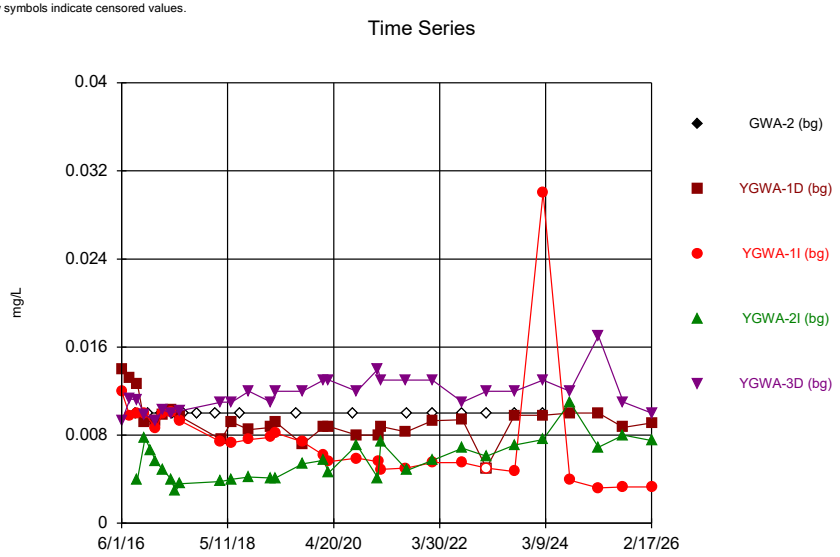

Constituent: Molybdenum Analysis Run 5/6/2026 8:12 PM View: Upper Tolerance Limits
Plant Yates Client: Southern Company Data: Yates AMA-R6

Sanitas™ v.10.1.06e Software licensed to Groundwater Stats Consulting. UG
Hollow symbols indicate censored values.

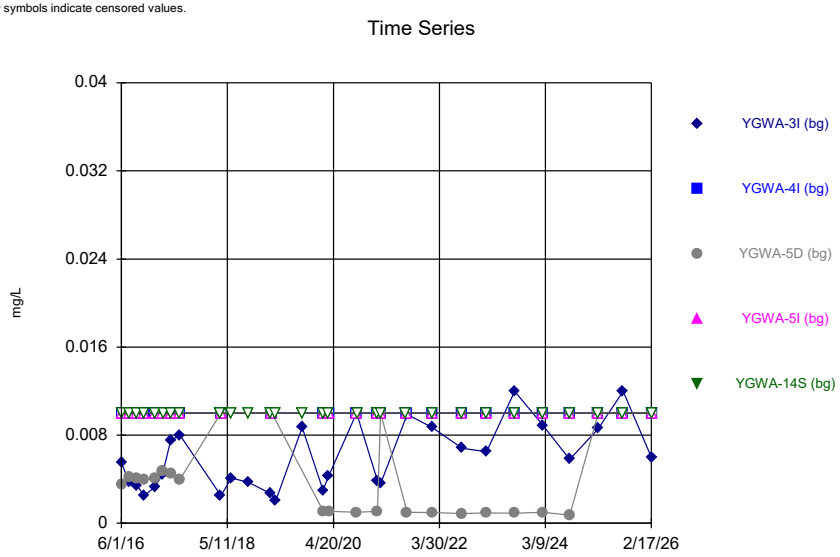

Constituent: Molybdenum Analysis Run 5/6/2026 8:12 PM View: Upper Tolerance Limits
Plant Yates Client: Southern Company Data: Yates AMA-R6

Sanitas™ v.10.1.06e Software licensed to Groundwater Stats Consulting. UG
Hollow symbols indicate censored values.

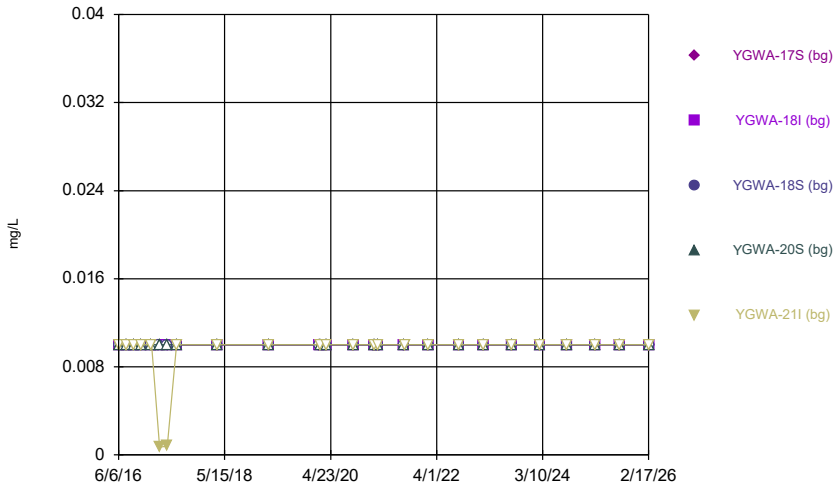

Constituent: Molybdenum Analysis Run 5/6/2026 8:12 PM View: Upper Tolerance Limits
Plant Yates Client: Southern Company Data: Yates AMA-R6

Sanitas™ v.10.1.06e Software licensed to Groundwater Stats Consulting. UG
Hollow symbols indicate censored values.

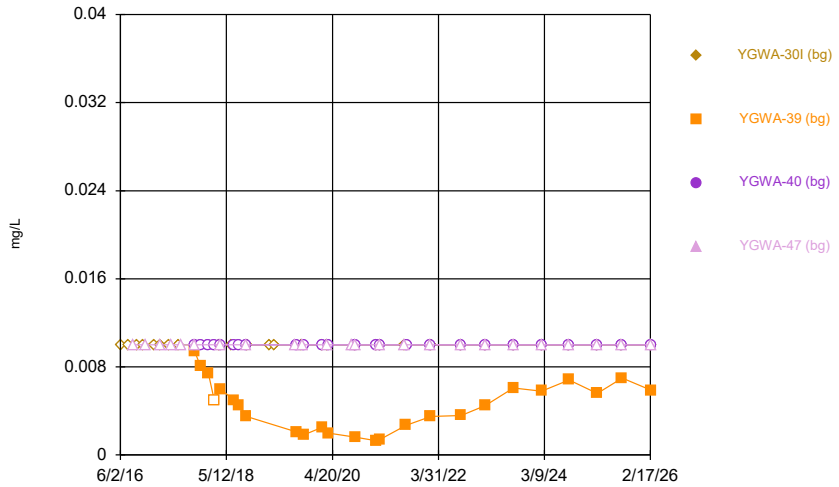

Constituent: Molybdenum Analysis Run 5/6/2026 8:12 PM View: Upper Tolerance Limits
Plant Yates Client: Southern Company Data: Yates AMA-R6

Sanitas™ v.10.1.06e Software licensed to Groundwater Stats Consulting. UG
Hollow symbols indicate censored values.

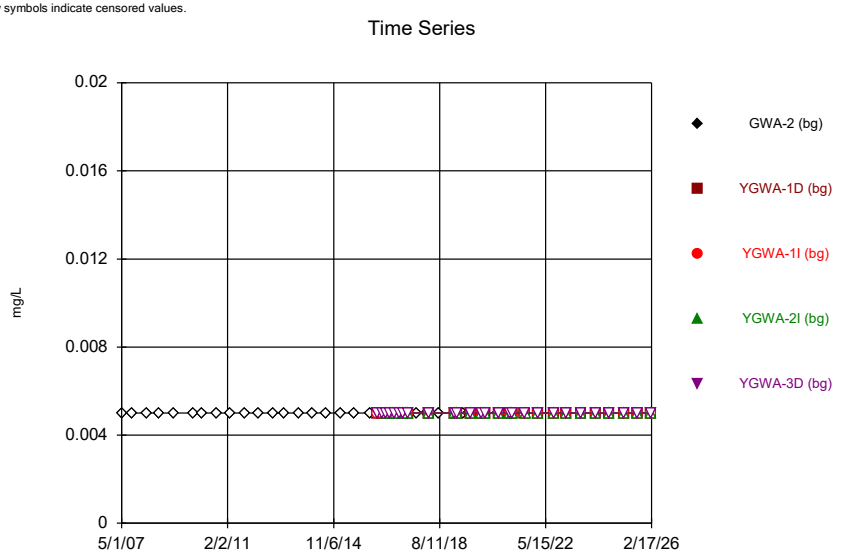

Constituent: Selenium Analysis Run 5/6/2026 8:12 PM View: Upper Tolerance Limits
Plant Yates Client: Southern Company Data: Yates AMA-R6

Sanitas™ v.10.1.06e Software licensed to Groundwater Stats Consulting. UG
Hollow symbols indicate censored values.

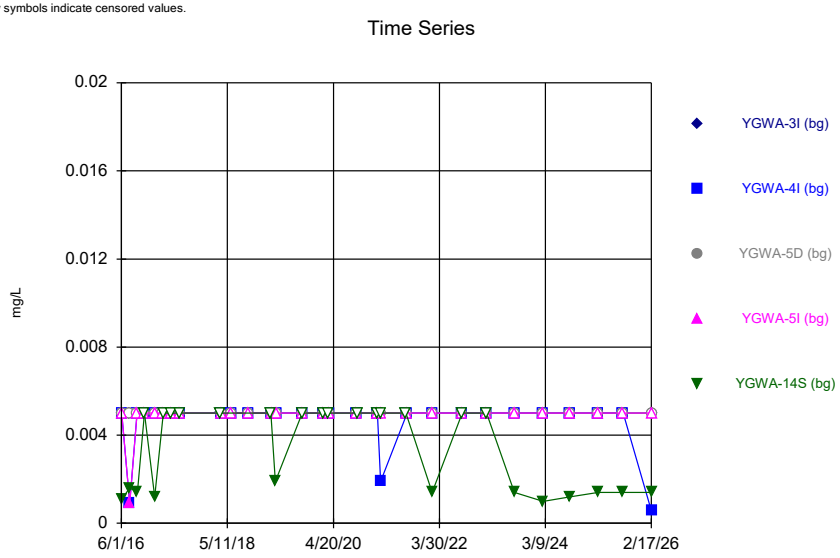

Constituent: Selenium Analysis Run 5/6/2026 8:12 PM View: Upper Tolerance Limits
Plant Yates Client: Southern Company Data: Yates AMA-R6

Sanitas™ v.10.1.06e Software licensed to Groundwater Stats Consulting. UG
Hollow symbols indicate censored values.

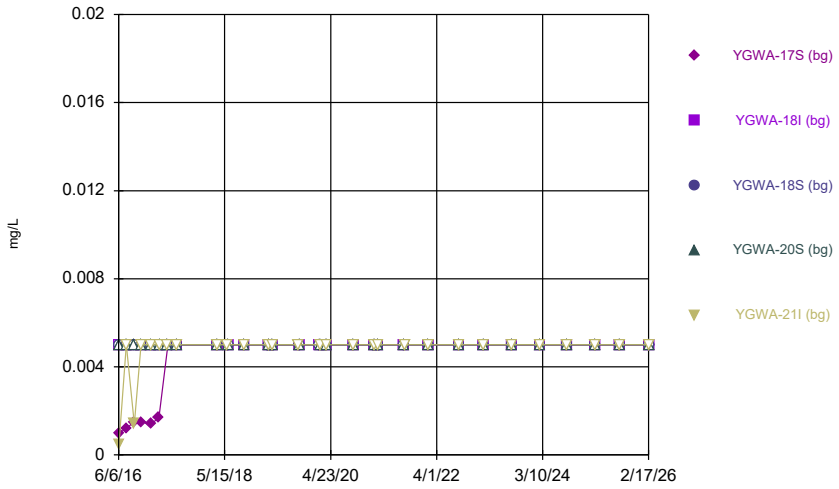

Constituent: Selenium Analysis Run 5/6/2026 8:12 PM View: Upper Tolerance Limits
Plant Yates Client: Southern Company Data: Yates AMA-R6

Sanitas™ v.10.1.06e Software licensed to Groundwater Stats Consulting. UG
Hollow symbols indicate censored values.

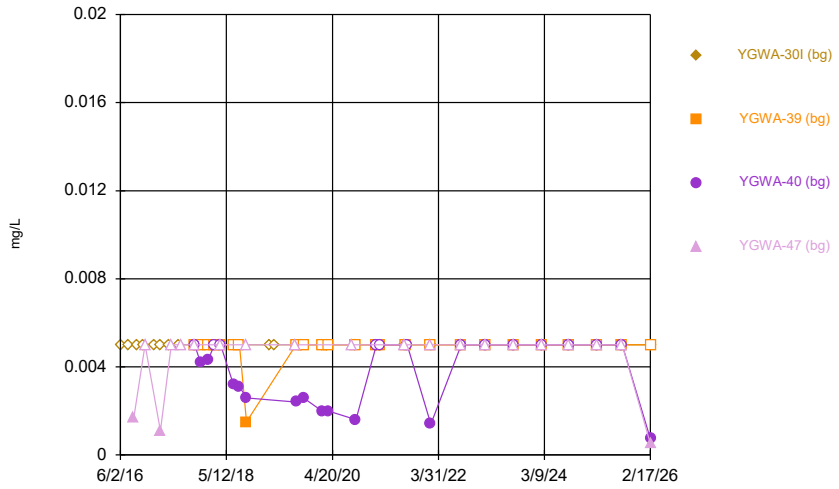

Constituent: Selenium Analysis Run 5/6/2026 8:12 PM View: Upper Tolerance Limits
Plant Yates Client: Southern Company Data: Yates AMA-R6

Sanitas™ v.10.1.06e Software licensed to Groundwater Stats Consulting. UG
Hollow symbols indicate censored values.

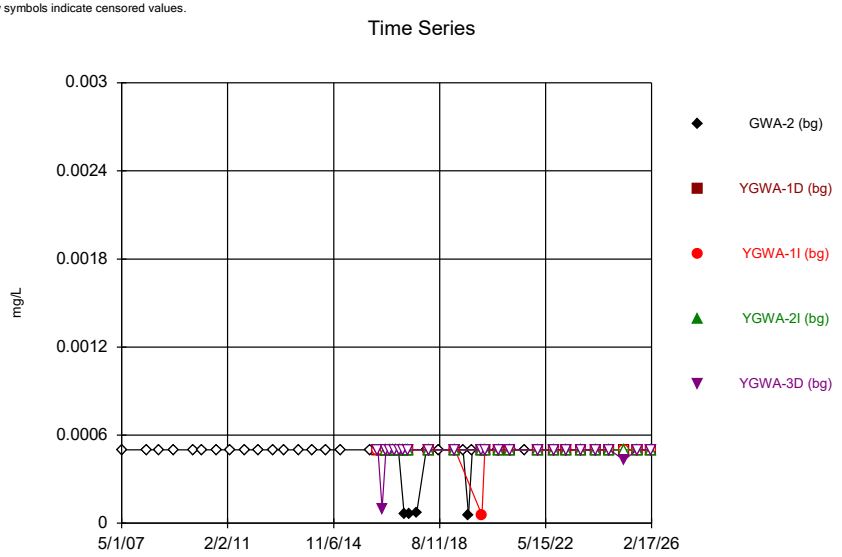

Constituent: Thallium Analysis Run 5/6/2026 8:12 PM View: Upper Tolerance Limits
Plant Yates Client: Southern Company Data: Yates AMA-R6

Sanitas™ v.10.1.06e Software licensed to Groundwater Stats Consulting. UG
Hollow symbols indicate censored values.

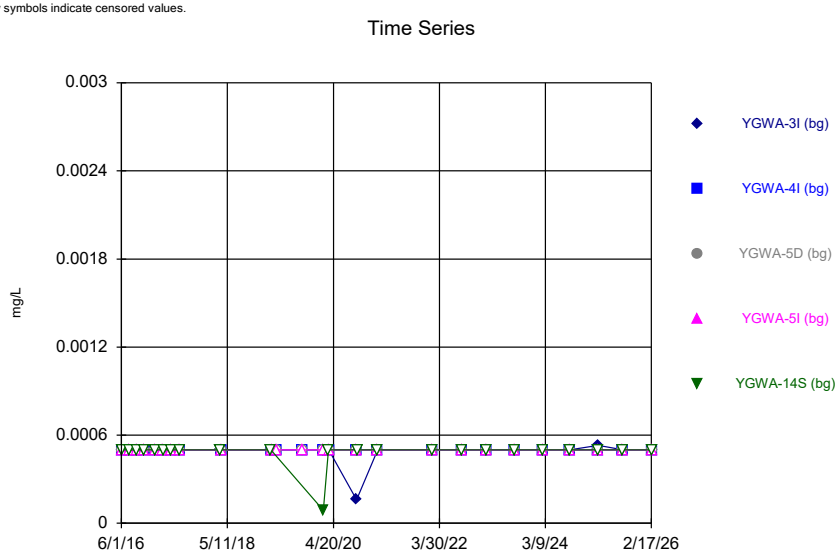

Constituent: Thallium Analysis Run 5/6/2026 8:12 PM View: Upper Tolerance Limits
Plant Yates Client: Southern Company Data: Yates AMA-R6

Sanitas™ v.10.1.06e Software licensed to Groundwater Stats Consulting. UG
Hollow symbols indicate censored values.

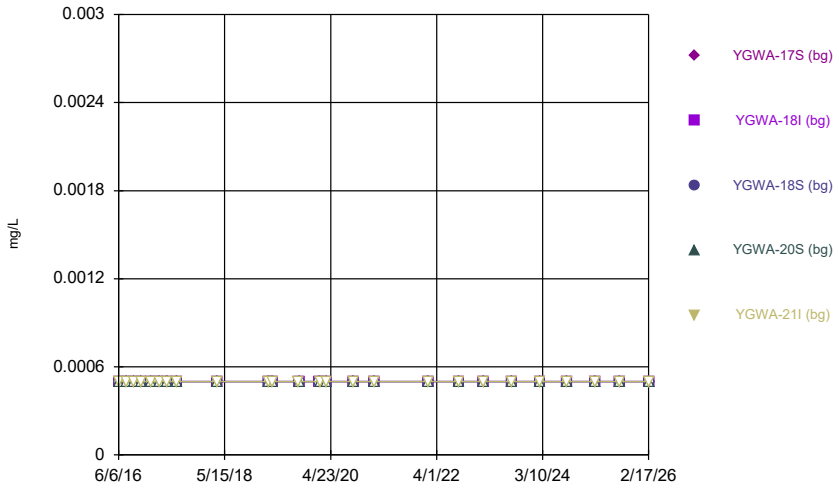

Constituent: Thallium Analysis Run 5/6/2026 8:12 PM View: Upper Tolerance Limits
Plant Yates Client: Southern Company Data: Yates AMA-R6

Sanitas™ v.10.1.06e Software licensed to Groundwater Stats Consulting. UG
Hollow symbols indicate censored values.

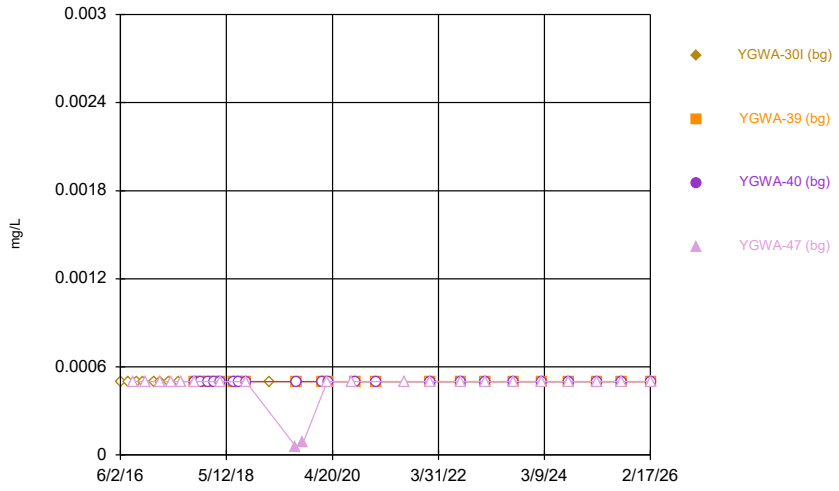

Constituent: Thallium Analysis Run 5/6/2026 8:12 PM View: Upper Tolerance Limits
Plant Yates Client: Southern Company Data: Yates AMA-R6

Sanitas™ v.10.1.06e Software licensed to Groundwater Stats Consulting. UG

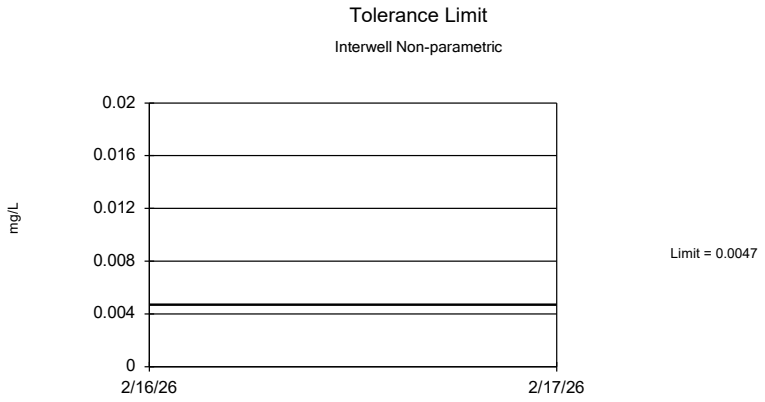

Non-parametric test used in lieu of parametric tolerance limit because censored data exceeded 50%. Limit is highest of 503 background values. 87.48% NDs. 99.8% coverage at alpha=0.01; 99.8% coverage at alpha=0.05; 99.8% coverage at alpha=0.5. Report alpha < 0.0001.

Constituent: Antimony Analysis Run 5/6/2026 7:19 PM View: Upper Tolerance Limits
Plant Yates Client: Southern Company Data: Yates AMA-R6

Sanitas™ v.10.1.06e Software licensed to Groundwater Stats Consulting. UG



Non-parametric test used in lieu of parametric tolerance limit because censored data exceeded 50%. Limit is highest of 551 background values. 75.68% NDs. 99.8% coverage at alpha=0.01; 99.8% coverage at alpha=0.05; 99.8% coverage at alpha=0.5. Report alpha < 0.0001.

Constituent: Arsenic Analysis Run 5/6/2026 7:20 PM View: Upper Tolerance Limits
Plant Yates Client: Southern Company Data: Yates AMA-R6

Sanitas™ v.10.1.06e Software licensed to Groundwater Stats Consulting. UG



Non-parametric test used in lieu of parametric tolerance limit because the Chi Squared normality test showed the data to be non-normal at the 0.01 alpha level. Limit is highest of 551 background values. 1.996% NDs. 99.8% coverage at alpha=0.01; 99.8% coverage at alpha=0.05; 99.8% coverage at alpha=0.5. Report alpha < 0.0001.

Constituent: Barium Analysis Run 5/6/2026 7:20 PM View: Upper Tolerance Limits
Plant Yates Client: Southern Company Data: Yates AMA-R6

Sanitas™ v.10.1.06e Software licensed to Groundwater Stats Consulting. UG

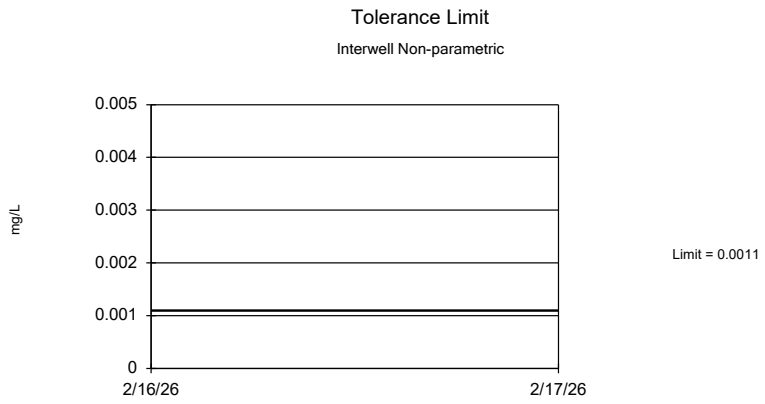

Non-parametric test used in lieu of parametric tolerance limit because censored data exceeded 50%. Limit is highest of 535 background values. 80.93% NDs. 99.8% coverage at alpha=0.01; 99.8% coverage at alpha=0.05; 99.8% coverage at alpha=0.5. Report alpha < 0.0001.

Constituent: Beryllium Analysis Run 5/6/2026 7:20 PM View: Upper Tolerance Limits
Plant Yates Client: Southern Company Data: Yates AMA-R6

Sanitas™ v.10.1.06e Software licensed to Groundwater Stats Consulting. UG

Tolerance Limit

Interwell Non-parametric



Non-parametric test used in lieu of parametric tolerance limit because censored data exceeded 50%. Limit is highest of 535 background values. 95.14% NDs. 99.8% coverage at alpha=0.01; 99.8% coverage at alpha=0.05; 99.8% coverage at alpha=0.5. Report alpha < 0.0001.

Constituent: Cadmium Analysis Run 5/6/2026 7:20 PM View: Upper Tolerance Limits

Plant Yates Client: Southern Company Data: Yates AMA-R6

Sanitas™ v.10.1.06e Software licensed to Groundwater Stats Consulting. UG

Tolerance Limit

Interwell Non-parametric



Non-parametric test used in lieu of parametric tolerance limit because censored data exceeded 50%. Limit is highest of 503 background values. 79.32% NDs. 99.8% coverage at alpha=0.01; 99.8% coverage at alpha=0.05; 99.8% coverage at alpha=0.5. Report alpha < 0.0001.

Constituent: Chromium Analysis Run 5/6/2026 7:20 PM View: Upper Tolerance Limits

Plant Yates Client: Southern Company Data: Yates AMA-R6

Sanitas™ v.10.1.06e Software licensed to Groundwater Stats Consulting. UG

Tolerance Limit

Interwell Non-parametric



Non-parametric test used in lieu of parametric tolerance limit because censored data exceeded 50%. Limit is highest of 545 background values. 69.36% NDs. 99.8% coverage at alpha=0.01; 99.8% coverage at alpha=0.05; 99.8% coverage at alpha=0.5. Report alpha < 0.0001.

Constituent: Cobalt Analysis Run 5/6/2026 7:20 PM View: Upper Tolerance Limits

Plant Yates Client: Southern Company Data: Yates AMA-R6

Sanitas™ v.10.1.06e Software licensed to Groundwater Stats Consulting. UG

Tolerance Limit

Interwell Non-parametric



Non-parametric test used in lieu of parametric tolerance limit because the Chi Squared normality test showed the data to be non-normal at the 0.01 alpha level. Limit is highest of 529 background values. 99.8% coverage at alpha=0.01; 99.8% coverage at alpha=0.05; 99.8% coverage at alpha=0.5. Report alpha < 0.0001.

Constituent: Combined Radium 226 + 228 Analysis Run 5/6/2026 7:20 PM View: Upper Tolerance Limits

Plant Yates Client: Southern Company Data: Yates AMA-R6

Sanitas™ v.10.1.06e Software licensed to Groundwater Stats Consulting. UG



Non-parametric test used in lieu of parametric tolerance limit because censored data exceeded 50%. Limit is highest of 554 background values. 54.33% NDs. 99.8% coverage at alpha=0.01; 99.8% coverage at alpha=0.05; 99.8% coverage at alpha=0.5. Report alpha < 0.0001.

Constituent: Fluoride Analysis Run 5/6/2026 7:20 PM View: Upper Tolerance Limits
Plant Yates Client: Southern Company Data: Yates AMA-R6

Sanitas™ v.10.1.06e Software licensed to Groundwater Stats Consulting. UG

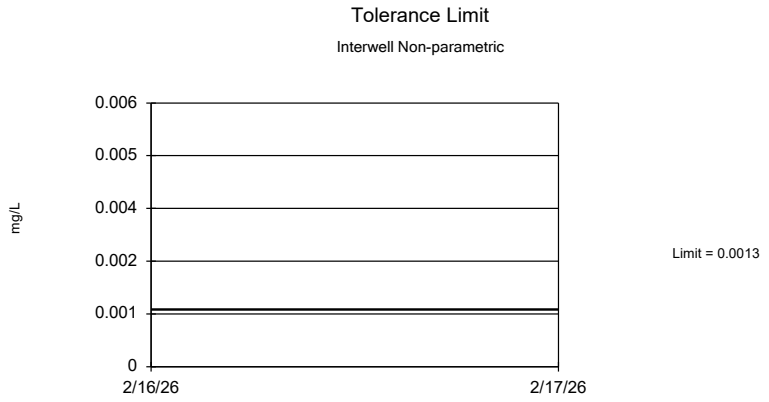

Non-parametric test used in lieu of parametric tolerance limit because censored data exceeded 50%. Limit is highest of 505 background values. 88.71% NDs. 99.8% coverage at alpha=0.01; 99.8% coverage at alpha=0.05; 99.8% coverage at alpha=0.5. Report alpha < 0.0001.

Constituent: Lead Analysis Run 5/6/2026 7:20 PM View: Upper Tolerance Limits
Plant Yates Client: Southern Company Data: Yates AMA-R6

Sanitas™ v.10.1.06e Software licensed to Groundwater Stats Consulting. UG



Non-parametric test used in lieu of parametric tolerance limit because the Chi Squared normality test showed the data to be non-normal at the 0.01 alpha level. Limit is highest of 529 background values. 26.28% NDs. 99.8% coverage at alpha=0.01; 99.8% coverage at alpha=0.05; 99.8% coverage at alpha=0.5. Report alpha < 0.0001.

Constituent: Lithium Analysis Run 5/6/2026 7:20 PM View: Upper Tolerance Limits
Plant Yates Client: Southern Company Data: Yates AMA-R6

Sanitas™ v.10.1.06e Software licensed to Groundwater Stats Consulting. UG



Non-parametric test used in lieu of parametric tolerance limit because censored data exceeded 50%. Limit is highest of 459 background values. 87.36% NDs. 99.8% coverage at alpha=0.01; 99.8% coverage at alpha=0.05; 99.8% coverage at alpha=0.5. Report alpha < 0.0001.

Constituent: Mercury Analysis Run 5/6/2026 7:20 PM View: Upper Tolerance Limits
Plant Yates Client: Southern Company Data: Yates AMA-R6

Sanitas™ v.10.1.06e Software licensed to Groundwater Stats Consulting. UG



Non-parametric test used in lieu of parametric tolerance limit because censored data exceeded 50%. Limit is highest of 493 background values. 61.87% NDs. 99.8% coverage at alpha=0.01; 99.8% coverage at alpha=0.05; 99.8% coverage at alpha=0.5. Report alpha < 0.0001.

Constituent: Molybdenum Analysis Run 5/6/2026 7:20 PM View: Upper Tolerance Limits
Plant Yates Client: Southern Company Data: Yates AMA-R6

Sanitas™ v.10.1.06e Software licensed to Groundwater Stats Consulting. UG



Non-parametric test used in lieu of parametric tolerance limit because censored data exceeded 50%. Limit is highest of 533 background values. 92.5% NDs. 99.8% coverage at alpha=0.01; 99.8% coverage at alpha=0.05; 99.8% coverage at alpha=0.5. Report alpha < 0.0001.

Constituent: Selenium Analysis Run 5/6/2026 7:21 PM View: Upper Tolerance Limits
Plant Yates Client: Southern Company Data: Yates AMA-R6

Sanitas™ v.10.1.06e Software licensed to Groundwater Stats Consulting. UG



Non-parametric test used in lieu of parametric tolerance limit because censored data exceeded 50%. Limit is highest of 467 background values. 97.43% NDs. 99.8% coverage at alpha=0.01; 99.8% coverage at alpha=0.05; 99.8% coverage at alpha=0.5. Report alpha < 0.0001.

Constituent: Thallium Analysis Run 5/6/2026 7:21 PM View: Upper Tolerance Limits
Plant Yates Client: Southern Company Data: Yates AMA-R6

FIGURE G.

YATES AMA-R6 GWPS				
Constituent Name	**MCL**	**CCR-Rule Specified**	**Background Limit**	**GWPS**
Antimony, Total (mg/L)	0.006		0.0047	0.006
Arsenic, Total (mg/L)	0.01		0.0046	0.01
Barium, Total (mg/L)	2		0.21	2
Beryllium, Total (mg/L)	0.004		0.0011	0.004
Cadmium, Total (mg/L)	0.005		0.00063	0.005
Chromium, Total (mg/L)	0.1		0.0093	0.1
Cobalt, Total (mg/L)		0.006	0.041	0.041
Combined Radium, Total (pCi/L)	5		6.92	6.92
Fluoride, Total (mg/L)	4		1.1	4
Lead, Total (mg/L)		0.015	0.0013	0.015
Lithium, Total (mg/L)		0.04	0.028	0.04
Mercury, Total (mg/L)	0.002		0.00064	0.002
Molybdenum, Total (mg/L)		0.1	0.03	0.1
Selenium, Total (mg/L)	0.05		0.005	0.05
Thallium, Total (mg/L)	0.002		0.00053	0.002

**Gray cell indicates Background Limit is higher than MCL or CCR Rule Specified Level*

**MCL = Maximum Contaminant Level*

**CCR = Coal Combustion Residual*

**GWPS = Groundwater Protection Standard*

FIGURE H.

Lithium & Selenium Trend Tests - Significant Results

Plant Yates Client: Southern Company Data: Yates AMA-R6 Printed 5/6/2026, 8:23 PM

Constituent	Well	Slope	Calc.	Critical	Sig.	N	%NDs	Normality	Alpha	Method
Lithium (mg/L)	**YGWC-42**	**0.003143**	**171**	**85**	**Yes**	**25**	**0**	**n/a**	**0.05**	**NP**
Selenium (mg/L)	**YGWC-38**	**-0.0294**	**-282**	**-85**	**Yes**	**25**	**0**	**n/a**	**0.05**	**NP**

Lithium & Selenium Trend Tests - All Results

Plant Yates Client: Southern Company Data: Yates AMA-R6 Printed 5/6/2026, 8:23 PM

Constituent	Well	Slope	Calc.	Critical	Sig.	N	%NDs	Normality	Alpha	Method
Lithium (mg/L)	**YGWC-42**	**0.003143**	**171**	**85**	**Yes**	**25**	**0**	**n/a**	**0.05**	**NP**
Selenium (mg/L)	**YGWC-38**	**-0.0294**	**-282**	**-85**	**Yes**	**25**	**0**	**n/a**	**0.05**	**NP**
Selenium (mg/L)	YAMW-5	0.001948	23	37	No	14	0	n/a	0.05	NP

Sanitas™ v.10.1.06e Software licensed to Groundwater Stats Consulting. UG

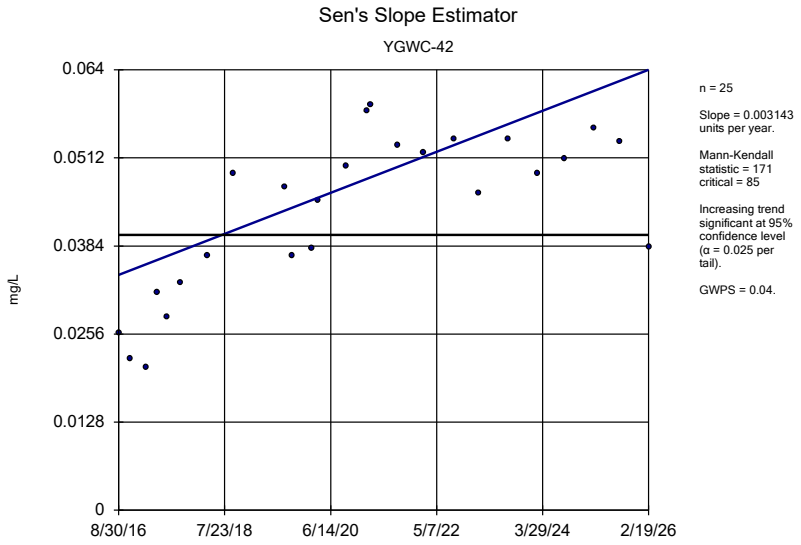

Constituent: Lithium Analysis Run 5/6/2026 8:22 PM View: Trend Tests

Plant Yates Client: Southern Company Data: Yates AMA-R6

Sanitas™ v.10.1.06e Software licensed to Groundwater Stats Consulting. UG

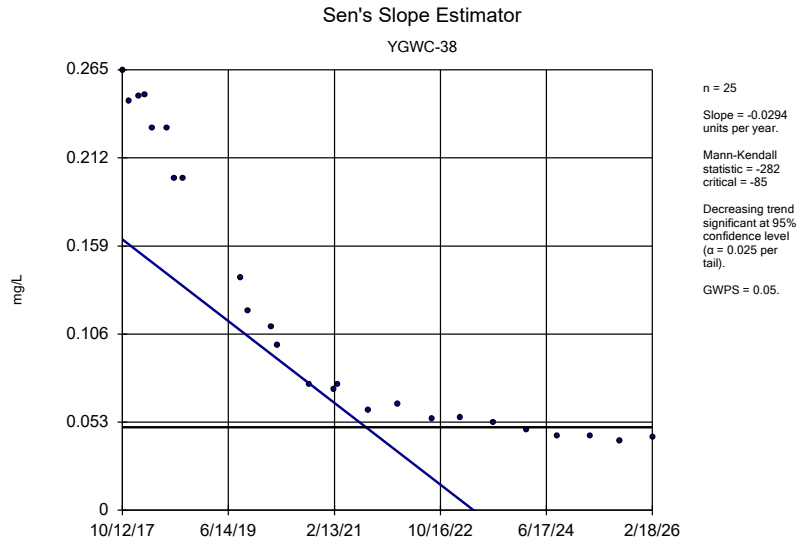

Constituent: Selenium Analysis Run 5/6/2026 8:22 PM View: Trend Tests

Plant Yates Client: Southern Company Data: Yates AMA-R6

Sanitas™ v.10.1.06e Software licensed to Groundwater Stats Consulting. UG

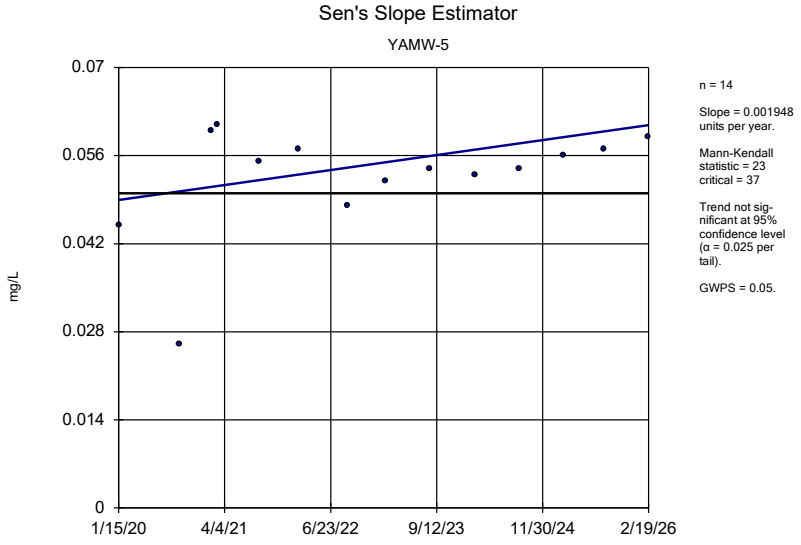

Constituent: Selenium Analysis Run 5/6/2026 8:22 PM View: Trend Tests

Plant Yates Client: Southern Company Data: Yates AMA-R6

Lithium & Selenium Trend Tests - Truncated Records - Significant Results

Plant Yates Client: Southern Company Data: Yates AMA-R6 Printed 5/6/2026, 7:43 PM

Constituent	Well	Slope	Calc.	Critical	Sig.	N	%NDs	Normality	Alpha	Method
Selenium (mg/L)	**YGWC-38**	**-0.004232**	**-23**	**-17**	**Yes**	**8**	**0**	**n/a**	**0.05**	**NP**

Lithium & Selenium Trend Tests - Truncated Records - All Results

Plant Yates Client: Southern Company Data: Yates AMA-R6 Printed 5/6/2026, 7:43 PM

Constituent	Well	Slope	Calc.	Critical	Sig.	N	%NDs	Normality	Alpha	Method
Lithium (mg/L)	YGWC-42	-0.0002507	-4	-23	No	10	0	n/a	0.05	NP
Selenium (mg/L)	**YGWC-38**	**-0.004232**	**-23**	**-17**	**Yes**	**8**	**0**	**n/a**	**0.05**	**NP**
Selenium (mg/L)	YAMW-5	0	0	30	No	12	0	n/a	0.05	NP

Sanitas™ v.10.1.06e Software licensed to Groundwater Stats Consulting. UG

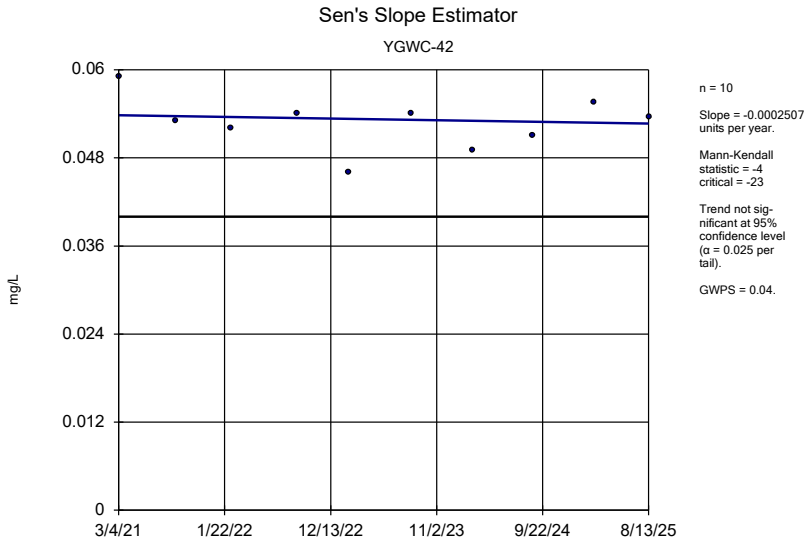

Constituent: Lithium Analysis Run 5/6/2026 7:42 PM View: Trend Tests
Plant Yates Client: Southern Company Data: Yates AMA-R6

Sanitas™ v.10.1.06e Software licensed to Groundwater Stats Consulting. UG

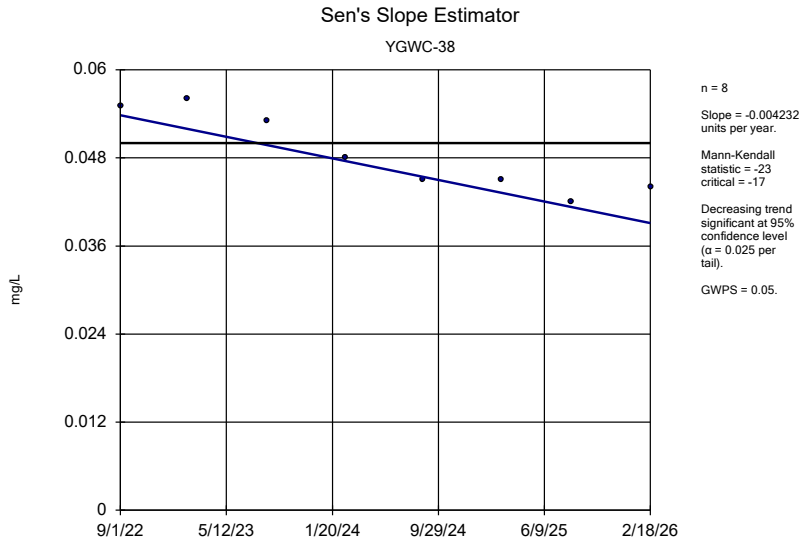

Constituent: Selenium Analysis Run 5/6/2026 7:42 PM View: Trend Tests
Plant Yates Client: Southern Company Data: Yates AMA-R6

Sanitas™ v.10.1.06e Software licensed to Groundwater Stats Consulting. UG

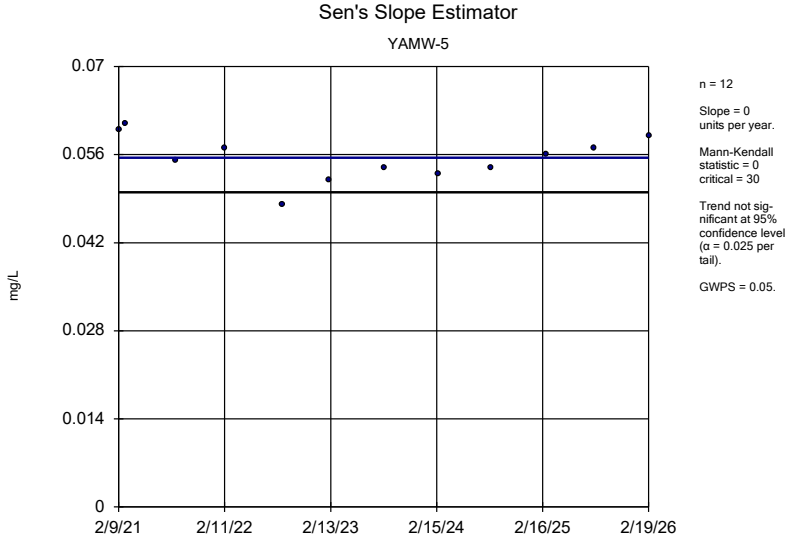

Constituent: Selenium Analysis Run 5/6/2026 7:42 PM View: Trend Tests
Plant Yates Client: Southern Company Data: Yates AMA-R6

FIGURE I.

Confidence Intervals - Significant Results

Plant Yates Client: Southern Company Data: Yates AMA-R6 Printed 5/6/2026, 7:50 PM

Constituent	Well	Upper Lim.	Lower Lim.	Compliance	Sig.	N	%NDs	ND Adj.	Transform	Alpha	Method
Cadmium (mg/L)	**YGWC-50**	**0.01434**	**0.008061**	**0.005**	**Yes**	**10**	**0**	**None**	**No**	**0.01**	**Param.**
Lithium (mg/L)	**YGWC-42**	**0.05589**	**0.04953**	**0.04**	**Yes**	**10**	**0**	**None**	**No**	**0.01**	**Param.**
Lithium (mg/L)	**YAMW-3**	**0.05366**	**0.043**	**0.04**	**Yes**	**10**	**0**	**None**	**No**	**0.01**	**Param.**
Selenium (mg/L)	**YAMW-5**	**0.05837**	**0.05263**	**0.05**	**Yes**	**12**	**0**	**None**	**No**	**0.01**	**Param.**
Selenium (mg/L)	**PZ-37**	**0.2418**	**0.1649**	**0.05**	**Yes**	**23**	**0**	**None**	**No**	**0.01**	**Param.**

Confidence Intervals - All Results

Plant Yates Client: Southern Company Data: Yates AMA-R6 Printed 5/6/2026, 7:50 PM

Constituent	Well	Upper Lim.	Lower Lim.	Compliance	Sig.	N	%NDs	ND Adj.	Transform	Alpha	Method
Antimony (mg/L)	YGWC-38	0.002	0.0015	0.006	No	24	79.17	None	No	0.01	NP (NDs)
Antimony (mg/L)	YGWC-41	0.002	0.0014	0.006	No	24	95.83	None	No	0.01	NP (NDs)
Antimony (mg/L)	YGWC-23S	0.002	0.00085	0.006	No	27	85.19	None	No	0.01	NP (NDs)
Antimony (mg/L)	YGWC-24SB	0.002	0.0009	0.006	No	26	96.15	None	No	0.01	NP (NDs)
Antimony (mg/L)	YGWC-36A	0.0023	0.0016	0.006	No	28	53.57	None	No	0.01	NP (NDs)
Antimony (mg/L)	YGWC-42	0.002	0.00053	0.006	No	24	95.83	None	No	0.01	NP (NDs)
Antimony (mg/L)	YGWC-43	0.0026	0.00031	0.006	No	24	91.67	None	No	0.01	NP (NDs)
Antimony (mg/L)	YGWC-49	0.002	0.0011	0.006	No	24	91.67	None	No	0.01	NP (NDs)
Antimony (mg/L)	YGWC-50	0.001743	0.0003233	0.006	No	10	50	Kaplan-Meier	No	0.01	Param.
Antimony (mg/L)	YAMW-1	0.0023	0.0016	0.006	No	15	60	Kaplan-Meier	No	0.01	NP (NDs)
Antimony (mg/L)	YAMW-4	0.002	0.00065	0.006	No	13	69.23	Kaplan-Meier	No	0.01	NP (NDs)
Antimony (mg/L)	YAMW-5	0.002	0.00033	0.006	No	13	92.31	Kaplan-Meier	No	0.01	NP (NDs)
Antimony (mg/L)	PZ-35	0.002	0.00058	0.006	No	14	85.71	None	No	0.01	NP (NDs)
Antimony (mg/L)	PZ-37D	0.002	0.0013	0.006	No	11	72.73	None	No	0.006	NP (NDs)
Antimony (mg/L)	PZ-37	0.002	0.0014	0.006	No	23	69.57	None	No	0.01	NP (NDs)
Antimony (mg/L)	PZ-52D	0.003	0.002	0.006	No	10	60	None	No	0.011	NP (NDs)
Antimony (mg/L)	PZ-54D	0.002	0.00082	0.006	No	5	60	None	No	0.031	NP (NDs)
Arsenic (mg/L)	YGWC-38	0.002	0.00098	0.01	No	25	40	None	No	0.01	NP (normality)
Arsenic (mg/L)	YGWC-41	0.002	0.0011	0.01	No	25	60	None	No	0.01	NP (NDs)
Arsenic (mg/L)	YGWC-23S	0.002	0.0019	0.01	No	29	86.21	None	No	0.01	NP (NDs)
Arsenic (mg/L)	YGWC-24SB	0.0024	0.0015	0.01	No	28	85.71	None	No	0.01	NP (NDs)
Arsenic (mg/L)	YGWC-36A	0.002	0.0014	0.01	No	29	75.86	None	No	0.01	NP (NDs)
Arsenic (mg/L)	YGWC-42	0.002145	0.001432	0.01	No	25	28	Kaplan-Meier	No	0.01	Param.
Arsenic (mg/L)	YGWC-43	0.0022	0.00099	0.01	No	25	76	None	No	0.01	NP (NDs)
Arsenic (mg/L)	YGWC-49	0.002	0.001	0.01	No	24	83.33	None	No	0.01	NP (NDs)
Arsenic (mg/L)	YGWC-50	0.0044	0.0016	0.01	No	10	50	None	No	0.011	NP (normality)
Arsenic (mg/L)	YAMW-1	0.0023	0.00093	0.01	No	16	81.25	None	No	0.01	NP (NDs)
Arsenic (mg/L)	YAMW-3	0.0038	0.0015	0.01	No	9	66.67	None	No	0.002	NP (NDs)
Arsenic (mg/L)	YAMW-4	0.0026	0.001	0.01	No	13	53.85	None	No	0.01	NP (NDs)
Arsenic (mg/L)	YAMW-5	0.0025	0.0011	0.01	No	13	53.85	None	No	0.01	NP (NDs)
Arsenic (mg/L)	PZ-35	0.0028	0.0014	0.01	No	15	66.67	None	No	0.01	NP (NDs)
Arsenic (mg/L)	PZ-37D	0.002	0.002	0.01	No	11	81.82	None	No	0.006	NP (NDs)
Arsenic (mg/L)	PZ-37	0.001956	0.001033	0.01	No	23	43.48	Kaplan-Meier	No	0.01	Param.
Arsenic (mg/L)	PZ-51	0.002	0.0013	0.01	No	9	77.78	Kaplan-Meier	No	0.002	NP (NDs)
Arsenic (mg/L)	PZ-52D	0.0032	0.0014	0.01	No	10	50	None	No	0.011	NP (normality)
Arsenic (mg/L)	PZ-54D	0.01383	0	0.01	No	5	0	None	No	0.01	Param.
Barium (mg/L)	YGWC-38	0.02065	0.01681	2	No	25	0	None	x^(1/3)	0.01	Param.
Barium (mg/L)	YGWC-41	0.02568	0.0202	2	No	25	0	None	sqrt(x)	0.01	Param.
Barium (mg/L)	YGWC-23S	0.05261	0.03692	2	No	29	0	None	No	0.01	Param.
Barium (mg/L)	YGWC-24SB	0.02422	0.02015	2	No	28	0	None	ln(x)	0.01	Param.
Barium (mg/L)	YGWC-36A	0.0578	0.03615	2	No	29	0	None	ln(x)	0.01	Param.
Barium (mg/L)	YGWC-42	0.03688	0.02665	2	No	25	0	None	x^(1/3)	0.01	Param.
Barium (mg/L)	YGWC-43	0.03274	0.02237	2	No	25	0	None	No	0.01	Param.
Barium (mg/L)	YGWC-49	0.07309	0.06217	2	No	24	0	None	No	0.01	Param.
Barium (mg/L)	YGWC-50	0.01951	0.01529	2	No	10	0	None	No	0.01	Param.
Barium (mg/L)	YAMW-1	0.08218	0.05144	2	No	16	0	None	No	0.01	Param.
Barium (mg/L)	YAMW-2	0.009042	0.007451	2	No	13	0	None	No	0.01	Param.
Barium (mg/L)	YAMW-3	0.03828	0.02594	2	No	9	0	None	No	0.01	Param.
Barium (mg/L)	YAMW-4	0.02	0.003	2	No	13	0	None	No	0.01	NP (normality)
Barium (mg/L)	YAMW-5	0.042	0.034	2	No	13	0	None	No	0.01	NP (normality)
Barium (mg/L)	PZ-35	0.1376	0.05112	2	No	15	0	None	sqrt(x)	0.01	Param.
Barium (mg/L)	PZ-37D	0.02532	0.01559	2	No	11	0	None	No	0.01	Param.
Barium (mg/L)	PZ-37	0.04212	0.02732	2	No	23	0	None	x^(1/3)	0.01	Param.
Barium (mg/L)	PZ-51	0.01564	0.01325	2	No	9	0	None	No	0.01	Param.
Barium (mg/L)	PZ-52D	0.02105	0.008401	2	No	10	0	None	sqrt(x)	0.01	Param.
Barium (mg/L)	PZ-54D	0.92	0.036	2	No	5	0	None	No	0.031	NP (normality)
Barium (mg/L)	PZ-55	0.05678	0.03242	2	No	5	0	None	No	0.01	Param.
Beryllium (mg/L)	YGWC-38	0.004282	0.002657	0.004	No	25	0	None	sqrt(x)	0.01	Param.
Beryllium (mg/L)	YGWC-41	0.0036	0.0014	0.004	No	25	0	None	No	0.01	NP (normality)
Beryllium (mg/L)	YGWC-23S	0.00023	0.00009	0.004	No	29	13.79	None	No	0.01	NP (normality)
Beryllium (mg/L)	YGWC-24SB	0.0001502	0.0001127	0.004	No	28	14.29	None	No	0.01	Param.
Beryllium (mg/L)	YGWC-36A	0.0006725	0.0002599	0.004	No	29	3.448	None	ln(x)	0.01	Param.
Beryllium (mg/L)	YGWC-42	0.0004	0.00009	0.004	No	25	68	None	No	0.01	NP (NDs)
Beryllium (mg/L)	YGWC-43	0.00064	0.00033	0.004	No	25	24	None	No	0.01	NP (normality)
Beryllium (mg/L)	YGWC-49	0.00015	0.0001	0.004	No	24	16.67	None	No	0.01	NP (normality)

Confidence Intervals - All Results

Plant Yates Client: Southern Company Data: Yates AMA-R6 Printed 5/6/2026, 7:50 PM

Constituent	Well	Upper Lim.	Lower Lim.	Compliance	Sig.	N	%NDs	ND Adj.	Transform	Alpha	Method
Beryllium (mg/L)	YGWC-50	0.00475	0.00257	0.004	No	10	0	None	No	0.01	Param.
Beryllium (mg/L)	YAMW-1	0.0004	0.00011	0.004	No	16	37.5	None	No	0.01	NP (normality)
Beryllium (mg/L)	YAMW-2	0.0004	0.000055	0.004	No	13	53.85	None	No	0.01	NP (NDs)
Beryllium (mg/L)	YAMW-3	0.0001652	0.00007735	0.004	No	9	33.33	Kaplan-Meier	x^(1/3)	0.01	Param.
Beryllium (mg/L)	YAMW-5	0.0001627	0.0001153	0.004	No	14	14.29	None	No	0.01	Param.
Beryllium (mg/L)	PZ-35	0.001206	0.0004721	0.004	No	16	12.5	None	sqrt(x)	0.01	Param.
Beryllium (mg/L)	PZ-37	0.001121	0.000587	0.004	No	23	8.696	None	No	0.01	Param.
Beryllium (mg/L)	PZ-51	0.003744	0.002722	0.004	No	9	0	None	No	0.01	Param.
Beryllium (mg/L)	PZ-52D	0.0004	0.000086	0.004	No	10	80	None	No	0.011	NP (NDs)
Beryllium (mg/L)	PZ-54D	0.0033	0.00014	0.004	No	5	60	None	No	0.031	NP (NDs)
Beryllium (mg/L)	PZ-55	0.0004	0.00016	0.004	No	5	80	None	No	0.031	NP (NDs)
Cadmium (mg/L)	YGWC-38	0.0027	0.00074	0.005	No	25	0	None	No	0.01	NP (normality)
Cadmium (mg/L)	YGWC-41	0.0005	0.0002	0.005	No	25	52	None	No	0.01	NP (NDs)
Cadmium (mg/L)	YGWC-23S	0.0005	0.00007	0.005	No	29	96.55	None	No	0.01	NP (NDs)
Cadmium (mg/L)	YGWC-36A	0.0005	0.00014	0.005	No	13	61.54	None	No	0.01	NP (NDs)
Cadmium (mg/L)	YGWC-42	0.0005	0.00021	0.005	No	25	56	None	No	0.01	NP (NDs)
Cadmium (mg/L)	YGWC-49	0.0005	0.00007	0.005	No	24	95.83	None	No	0.01	NP (NDs)
Cadmium (mg/L)	**YGWC-50**	**0.01434**	**0.008061**	**0.005**	**Yes**	**10**	**0**	**None**	**No**	**0.01**	**Param.**
Cadmium (mg/L)	YAMW-1	0.0005	0.00015	0.005	No	16	25	None	No	0.01	NP (normality)
Cadmium (mg/L)	YAMW-2	0.0005	0.00015	0.005	No	13	92.31	None	No	0.01	NP (NDs)
Cadmium (mg/L)	YAMW-3	0.0003678	0.0001673	0.005	No	9	33.33	Kaplan-Meier	ln(x)	0.01	Param.
Cadmium (mg/L)	YAMW-5	0.00025	0.00019	0.005	No	13	0	None	No	0.01	NP (normality)
Cadmium (mg/L)	PZ-35	0.00074	0.00019	0.005	No	15	46.67	None	No	0.01	NP (normality)
Cadmium (mg/L)	PZ-37	0.0008037	0.0005371	0.005	No	23	8.696	None	No	0.01	Param.
Cadmium (mg/L)	PZ-51	0.0019	0.0017	0.005	No	9	0	None	No	0.002	NP (normality)
Cadmium (mg/L)	PZ-52D	0.0005	0.0005	0.005	No	10	90	None	No	0.011	NP (NDs)
Cadmium (mg/L)	PZ-54D	0.0005	0.00038	0.005	No	5	60	None	No	0.031	NP (NDs)
Cadmium (mg/L)	PZ-55	0.0008517	0.0004703	0.005	No	5	20	Kaplan-Meier	No	0.01	Param.
Chromium (mg/L)	YGWC-38	0.005	0.0023	0.1	No	25	88	None	No	0.01	NP (NDs)
Chromium (mg/L)	YGWC-41	0.005	0.00039	0.1	No	25	96	None	No	0.01	NP (NDs)
Chromium (mg/L)	YGWC-23S	0.005	0.00086	0.1	No	25	56	None	No	0.01	NP (NDs)
Chromium (mg/L)	YGWC-24SB	0.005	0.0022	0.1	No	24	75	None	No	0.01	NP (NDs)
Chromium (mg/L)	YGWC-36A	0.005	0.0035	0.1	No	25	80	None	No	0.01	NP (NDs)
Chromium (mg/L)	YGWC-42	0.005	0.0013	0.1	No	25	84	None	No	0.01	NP (NDs)
Chromium (mg/L)	YGWC-43	0.005	0.00074	0.1	No	25	80	None	No	0.01	NP (NDs)
Chromium (mg/L)	YGWC-49	0.002053	0.001738	0.1	No	23	4.348	None	No	0.01	Param.
Chromium (mg/L)	YGWC-50	0.005	0.005	0.1	No	10	90	None	No	0.011	NP (NDs)
Chromium (mg/L)	YAMW-1	0.005	0.00074	0.1	No	14	57.14	None	No	0.01	NP (NDs)
Chromium (mg/L)	YAMW-2	0.005	0.0011	0.1	No	13	61.54	None	No	0.01	NP (NDs)
Chromium (mg/L)	YAMW-3	0.005	0.00035	0.1	No	9	77.78	None	No	0.002	NP (NDs)
Chromium (mg/L)	YAMW-4	0.005	0.00057	0.1	No	13	84.62	None	No	0.01	NP (NDs)
Chromium (mg/L)	YAMW-5	0.005	0.0016	0.1	No	13	92.31	None	No	0.01	NP (NDs)
Chromium (mg/L)	PZ-35	0.005	0.00061	0.1	No	13	53.85	None	No	0.01	NP (NDs)
Chromium (mg/L)	PZ-37	0.005	0.0019	0.1	No	23	82.61	None	No	0.01	NP (NDs)
Chromium (mg/L)	PZ-51	0.005	0.00051	0.1	No	9	88.89	None	No	0.002	NP (NDs)
Chromium (mg/L)	PZ-52D	0.005	0.0011	0.1	No	10	70	None	No	0.011	NP (NDs)
Chromium (mg/L)	PZ-54D	0.011	0.00024	0.1	No	5	60	None	No	0.031	NP (NDs)
Chromium (mg/L)	PZ-55	0.005	0.0005	0.1	No	5	80	None	No	0.031	NP (NDs)
Cobalt (mg/L)	YGWC-41	0.005	0.0011	0.041	No	25	84	None	No	0.01	NP (NDs)
Cobalt (mg/L)	YGWC-36A	0.005	0.00086	0.041	No	29	79.31	None	No	0.01	NP (NDs)
Cobalt (mg/L)	YGWC-42	0.00221	0.001758	0.041	No	25	4	None	No	0.01	Param.
Cobalt (mg/L)	YGWC-43	0.005	0.00057	0.041	No	25	36	None	No	0.01	NP (normality)
Cobalt (mg/L)	YGWC-49	0.005	0.0008	0.041	No	24	83.33	None	No	0.01	NP (NDs)
Cobalt (mg/L)	YGWC-50	0.007099	0.004081	0.041	No	10	10	None	No	0.01	Param.
Cobalt (mg/L)	YAMW-1	0.0134	0.004052	0.041	No	18	11.11	None	ln(x)	0.01	Param.
Cobalt (mg/L)	YAMW-2	0.003609	0.0007255	0.041	No	13	15.38	Kaplan-Meier	No	0.01	Param.
Cobalt (mg/L)	YAMW-3	0.108	0.02208	0.041	No	9	0	None	sqrt(x)	0.01	Param.
Cobalt (mg/L)	YAMW-4	0.005	0.00041	0.041	No	13	38.46	None	No	0.01	NP (normality)
Cobalt (mg/L)	YAMW-5	0.005	0.00077	0.041	No	13	92.31	None	No	0.01	NP (NDs)
Cobalt (mg/L)	PZ-35	0.0059	0.005	0.041	No	15	93.33	None	No	0.01	NP (NDs)
Cobalt (mg/L)	PZ-37	0.006226	0.002806	0.041	No	23	0	None	ln(x)	0.01	Param.
Cobalt (mg/L)	PZ-51	0.033	0.0043	0.041	No	9	0	None	No	0.002	NP (normality)
Cobalt (mg/L)	PZ-52D	0.00311	0.001534	0.041	No	10	0	None	No	0.01	Param.
Cobalt (mg/L)	PZ-54D	0.004197	0.002123	0.041	No	5	0	None	No	0.01	Param.
Cobalt (mg/L)	PZ-55	0.004328	0	0.041	No	5	20	Kaplan-Meier	No	0.01	Param.

Confidence Intervals - All Results

Plant Yates Client: Southern Company Data: Yates AMA-R6 Printed 5/6/2026, 7:50 PM

Constituent	Well	Upper Lim.	Lower Lim.	Compliance	Sig.	N	%NDs	ND Adj.	Transform	Alpha	Method
Combined Radium 226 + 228 (pCi/L)	YGWC-38	1.041	0.5889	6.92	No	25	0	None	No	0.01	Param.
Combined Radium 226 + 228 (pCi/L)	YGWC-41	1.134	0.6299	6.92	No	25	0	None	No	0.01	Param.
Combined Radium 226 + 228 (pCi/L)	YGWC-23S	0.7848	0.4383	6.92	No	29	0	None	No	0.01	Param.
Combined Radium 226 + 228 (pCi/L)	YGWC-24SB	0.6929	0.4377	6.92	No	28	0	None	No	0.01	Param.
Combined Radium 226 + 228 (pCi/L)	YGWC-36A	0.902	0.5177	6.92	No	29	0	None	No	0.01	Param.
Combined Radium 226 + 228 (pCi/L)	YGWC-42	1.905	0.8948	6.92	No	25	0	None	sqrt(x)	0.01	Param.
Combined Radium 226 + 228 (pCi/L)	YGWC-43	4.058	2.403	6.92	No	25	0	None	No	0.01	Param.
Combined Radium 226 + 228 (pCi/L)	YGWC-49	1.066	0.6232	6.92	No	24	0	None	No	0.01	Param.
Combined Radium 226 + 228 (pCi/L)	YGWC-50	1.042	0.5601	6.92	No	10	0	None	No	0.01	Param.
Combined Radium 226 + 228 (pCi/L)	YAMW-1	0.6202	0.3874	6.92	No	15	0	None	No	0.01	Param.
Combined Radium 226 + 228 (pCi/L)	YAMW-2	0.6566	0.2131	6.92	No	13	0	None	No	0.01	Param.
Combined Radium 226 + 228 (pCi/L)	YAMW-3	2.174	0.9805	6.92	No	9	0	None	No	0.01	Param.
Combined Radium 226 + 228 (pCi/L)	YAMW-4	0.7568	0.27	6.92	No	13	0	None	No	0.01	Param.
Combined Radium 226 + 228 (pCi/L)	YAMW-5	1.048	0.6361	6.92	No	13	0	None	No	0.01	Param.
Combined Radium 226 + 228 (pCi/L)	PZ-35	0.8637	0.4426	6.92	No	14	0	None	No	0.01	Param.
Combined Radium 226 + 228 (pCi/L)	PZ-37D	4.798	1.739	6.92	No	11	0	None	No	0.01	Param.
Combined Radium 226 + 228 (pCi/L)	PZ-37	1.694	1.078	6.92	No	21	0	None	No	0.01	Param.
Combined Radium 226 + 228 (pCi/L)	PZ-51	0.9462	0.5802	6.92	No	9	0	None	x^4	0.01	Param.
Combined Radium 226 + 228 (pCi/L)	PZ-52D	1.302	0.3587	6.92	No	10	0	None	No	0.01	Param.
Combined Radium 226 + 228 (pCi/L)	PZ-54D	4.832	0.01554	6.92	No	5	0	None	sqrt(x)	0.01	Param.
Combined Radium 226 + 228 (pCi/L)	PZ-55	1.332	0.1156	6.92	No	5	0	None	No	0.01	Param.
Fluoride (mg/L)	YGWC-38	0.2	0.1	4	No	26	73.08	None	No	0.01	NP (NDs)
Fluoride (mg/L)	YGWC-41	0.11	0.1	4	No	26	92.31	None	No	0.01	NP (NDs)
Fluoride (mg/L)	YGWC-23S	0.1	0.057	4	No	31	77.42	None	No	0.01	NP (NDs)
Fluoride (mg/L)	YGWC-24SB	0.1	0.098	4	No	29	82.76	None	No	0.01	NP (NDs)
Fluoride (mg/L)	YGWC-36A	0.1	0.094	4	No	30	73.33	None	No	0.01	NP (NDs)
Fluoride (mg/L)	YGWC-42	0.1	0.08	4	No	26	73.08	None	No	0.01	NP (NDs)
Fluoride (mg/L)	YGWC-43	0.0997	0.06373	4	No	26	19.23	Kaplan-Meier	sqrt(x)	0.01	Param.
Fluoride (mg/L)	YGWC-49	0.1	0.09	4	No	26	73.08	Kaplan-Meier	No	0.01	NP (NDs)
Fluoride (mg/L)	YGWC-50	0.1355	0.0835	4	No	10	0	None	No	0.01	Param.
Fluoride (mg/L)	YAMW-2	0.1	0.057	4	No	13	69.23	None	No	0.01	NP (NDs)
Fluoride (mg/L)	YAMW-3	0.08346	0.06711	4	No	9	22.22	Kaplan-Meier	No	0.01	Param.
Fluoride (mg/L)	YAMW-4	0.09005	0.06041	4	No	13	38.46	Kaplan-Meier	No	0.01	Param.
Fluoride (mg/L)	YAMW-5	0.1	0.05	4	No	13	69.23	None	No	0.01	NP (NDs)
Fluoride (mg/L)	PZ-35	0.1	0.055	4	No	15	93.33	None	No	0.01	NP (NDs)
Fluoride (mg/L)	PZ-37D	0.2512	0.1434	4	No	11	0	None	No	0.01	Param.
Fluoride (mg/L)	PZ-37	0.23	0.1	4	No	23	78.26	None	No	0.01	NP (NDs)
Fluoride (mg/L)	PZ-51	0.1643	0.1062	4	No	9	0	None	No	0.01	Param.
Fluoride (mg/L)	PZ-52D	0.09124	0.05282	4	No	10	10	None	sqrt(x)	0.01	Param.
Fluoride (mg/L)	PZ-54D	0.414	0.001952	4	No	5	0	None	No	0.01	Param.
Fluoride (mg/L)	PZ-55	0.1	0.065	4	No	5	60	None	No	0.031	NP (NDs)
Lead (mg/L)	YGWC-38	0.001	0.0001	0.015	No	25	88	None	No	0.01	NP (NDs)
Lead (mg/L)	YGWC-41	0.001	0.0002	0.015	No	25	80	None	No	0.01	NP (NDs)
Lead (mg/L)	YGWC-23S	0.001	0.00044	0.015	No	27	85.19	None	No	0.01	NP (NDs)
Lead (mg/L)	YGWC-24SB	0.001	0.00036	0.015	No	26	88.46	None	No	0.01	NP (NDs)
Lead (mg/L)	YGWC-36A	0.001	0.00025	0.015	No	27	44.44	None	No	0.01	NP (normality)
Lead (mg/L)	YGWC-42	0.001	0.0002	0.015	No	25	84	None	No	0.01	NP (NDs)
Lead (mg/L)	YGWC-43	0.001	0.00008	0.015	No	25	92	None	No	0.01	NP (NDs)
Lead (mg/L)	YGWC-49	0.001	0.000071	0.015	No	24	91.67	None	No	0.01	NP (NDs)
Lead (mg/L)	YGWC-50	0.001	0.00021	0.015	No	10	40	None	No	0.011	NP (normality)
Lead (mg/L)	YAMW-1	0.001	0.00019	0.015	No	15	93.33	None	No	0.01	NP (NDs)
Lead (mg/L)	YAMW-2	0.001	0.00011	0.015	No	13	76.92	None	No	0.01	NP (NDs)
Lead (mg/L)	YAMW-4	0.001	0.00028	0.015	No	13	76.92	None	No	0.01	NP (NDs)
Lead (mg/L)	YAMW-5	0.001	0.000073	0.015	No	13	76.92	None	No	0.01	NP (NDs)
Lead (mg/L)	PZ-35	0.0014	0.00029	0.015	No	14	64.29	None	No	0.01	NP (NDs)
Lead (mg/L)	PZ-37D	0.001	0.001	0.015	No	11	90.91	None	No	0.006	NP (NDs)
Lead (mg/L)	PZ-37	0.001	0.0002	0.015	No	23	73.91	None	No	0.01	NP (NDs)
Lead (mg/L)	PZ-51	0.001	0.00019	0.015	No	9	88.89	None	No	0.002	NP (NDs)
Lead (mg/L)	PZ-52D	0.0014	0.001	0.015	No	10	50	None	No	0.011	NP (normality)
Lead (mg/L)	PZ-54D	0.047	0.00063	0.015	No	5	60	None	No	0.031	NP (NDs)
Lead (mg/L)	PZ-55	0.001	0.00071	0.015	No	5	80	None	No	0.031	NP (NDs)
Lithium (mg/L)	YGWC-38	0.008041	0.006665	0.04	No	25	0	None	No	0.01	Param.
Lithium (mg/L)	YGWC-41	0.0038	0.0023	0.04	No	25	4	None	No	0.01	NP (normality)
Lithium (mg/L)	YGWC-23S	0.002699	0.002188	0.04	No	29	3.448	None	No	0.01	Param.
Lithium (mg/L)	YGWC-24SB	0.002	0.000839	0.04	No	28	92.86	None	No	0.01	NP (NDs)

Confidence Intervals - All Results

Plant Yates Client: Southern Company Data: Yates AMA-R6 Printed 5/6/2026, 7:50 PM

Constituent	Well	Upper Lim.	Lower Lim.	Compliance	Sig.	N	%NDs	ND Adj.	Transform	Alpha	Method
Lithium (mg/L)	YGWC-36A	0.00269	0.00089	0.04	No	13	7.692	None	No	0.01	NP (normality)
Lithium (mg/L)	**YGWC-42**	**0.05589**	**0.04953**	**0.04**	**Yes**	**10**	**0**	**None**	**No**	**0.01**	**Param.**
Lithium (mg/L)	YGWC-43	0.0174	0.01322	0.04	No	25	0	None	No	0.01	Param.
Lithium (mg/L)	YGWC-49	0.00366	0.003309	0.04	No	24	0	None	No	0.01	Param.
Lithium (mg/L)	YGWC-50	0.003458	0.002544	0.04	No	10	0	None	No	0.01	Param.
Lithium (mg/L)	YAMW-1	0.02413	0.01039	0.04	No	16	6.25	None	sqrt(x)	0.01	Param.
Lithium (mg/L)	YAMW-2	0.03	0.00091	0.04	No	13	84.62	None	No	0.01	NP (NDs)
Lithium (mg/L)	**YAMW-3**	**0.05366**	**0.043**	**0.04**	**Yes**	**10**	**0**	**None**	**No**	**0.01**	**Param.**
Lithium (mg/L)	YAMW-4	0.03702	0.02847	0.04	No	13	0	None	x^2	0.01	Param.
Lithium (mg/L)	YAMW-5	0.01577	0.01389	0.04	No	13	0	None	No	0.01	Param.
Lithium (mg/L)	PZ-35	0.004517	0.001601	0.04	No	15	6.667	None	ln(x)	0.01	Param.
Lithium (mg/L)	PZ-37D	0.01258	0.00742	0.04	No	11	0	None	No	0.01	Param.
Lithium (mg/L)	PZ-37	0.028	0.016	0.04	No	23	4.348	None	No	0.01	NP (normality)
Lithium (mg/L)	PZ-51	0.005826	0.004828	0.04	No	10	0	None	No	0.01	Param.
Lithium (mg/L)	PZ-52D	0.03055	0.02015	0.04	No	10	0	None	No	0.01	Param.
Lithium (mg/L)	PZ-54D	0.02874	0.0149	0.04	No	5	0	None	No	0.01	Param.
Lithium (mg/L)	PZ-55	0.003696	0	0.04	No	5	0	None	x^5	0.01	Param.
Mercury (mg/L)	YGWC-38	0.0002	0.00008	0.002	No	22	90.91	None	No	0.01	NP (NDs)
Mercury (mg/L)	YGWC-41	0.0002	0.00006	0.002	No	22	95.45	None	No	0.01	NP (NDs)
Mercury (mg/L)	YGWC-23S	0.0002	0.00015	0.002	No	24	87.5	None	No	0.01	NP (NDs)
Mercury (mg/L)	YGWC-24SB	0.0002	0.00014	0.002	No	23	95.65	None	No	0.01	NP (NDs)
Mercury (mg/L)	YGWC-42	0.0002	0.000048	0.002	No	22	95.45	None	No	0.01	NP (NDs)
Mercury (mg/L)	YGWC-43	0.0002	0.00009	0.002	No	22	90.91	None	No	0.01	NP (NDs)
Mercury (mg/L)	YGWC-49	0.0002	0.00014	0.002	No	21	90.48	None	No	0.01	NP (NDs)
Mercury (mg/L)	YAMW-1	0.0002	0.00014	0.002	No	13	92.31	None	No	0.01	NP (NDs)
Mercury (mg/L)	YAMW-3	0.0002	0.00016	0.002	No	9	88.89	None	No	0.002	NP (NDs)
Mercury (mg/L)	PZ-37	0.0002	0.00019	0.002	No	23	91.3	None	No	0.01	NP (NDs)
Molybdenum (mg/L)	YGWC-41	0.01	0.0019	0.1	No	25	96	None	No	0.01	NP (NDs)
Molybdenum (mg/L)	YGWC-23S	0.01	0.0016	0.1	No	25	96	None	No	0.01	NP (NDs)
Molybdenum (mg/L)	YGWC-36A	0.01	0.0071	0.1	No	25	76	None	No	0.01	NP (NDs)
Molybdenum (mg/L)	YGWC-42	0.01	0.00085	0.1	No	25	40	None	No	0.01	NP (normality)
Molybdenum (mg/L)	YGWC-43	0.01	0.0014	0.1	No	25	44	None	No	0.01	NP (normality)
Molybdenum (mg/L)	YGWC-49	0.01	0.0007	0.1	No	23	95.65	None	No	0.01	NP (NDs)
Molybdenum (mg/L)	YAMW-1	0.01	0.0022	0.1	No	14	64.29	None	No	0.01	NP (NDs)
Molybdenum (mg/L)	YAMW-2	0.01	0.0017	0.1	No	13	92.31	None	No	0.01	NP (NDs)
Molybdenum (mg/L)	YAMW-3	0.006504	0.003551	0.1	No	9	0	None	sqrt(x)	0.01	Param.
Molybdenum (mg/L)	YAMW-4	0.007644	0.006781	0.1	No	13	0	None	x^4	0.01	Param.
Molybdenum (mg/L)	PZ-35	0.01	0.0019	0.1	No	13	92.31	None	No	0.01	NP (NDs)
Molybdenum (mg/L)	PZ-37D	0.005446	0.002572	0.1	No	11	0	None	No	0.01	Param.
Molybdenum (mg/L)	PZ-37	0.01	0.0021	0.1	No	23	65.22	None	No	0.01	NP (NDs)
Molybdenum (mg/L)	PZ-52D	0.009211	0.002649	0.1	No	10	10	None	No	0.01	Param.
Molybdenum (mg/L)	PZ-54D	0.06566	0	0.1	No	5	0	None	No	0.01	Param.
Molybdenum (mg/L)	PZ-55	0.009314	0	0.1	No	5	40	Kaplan-Meier	x^5	0.01	Param.
Selenium (mg/L)	YGWC-38	0.05425	0.04275	0.05	No	8	0	None	No	0.01	Param.
Selenium (mg/L)	YGWC-41	0.061	0.023	0.05	No	25	0	None	No	0.01	NP (normality)
Selenium (mg/L)	YGWC-23S	0.03801	0.02942	0.05	No	29	0	None	No	0.01	Param.
Selenium (mg/L)	YGWC-36A	0.005	0.0024	0.05	No	29	31.03	None	No	0.01	NP (normality)
Selenium (mg/L)	YGWC-42	0.04932	0.03781	0.05	No	25	0	None	No	0.01	Param.
Selenium (mg/L)	YGWC-49	0.00778	0.006028	0.05	No	24	4.167	None	No	0.01	Param.
Selenium (mg/L)	YGWC-50	0.005	0.0015	0.05	No	10	50	None	No	0.011	NP (normality)
Selenium (mg/L)	YAMW-1	0.006112	0.003244	0.05	No	16	31.25	Kaplan-Meier	sqrt(x)	0.01	Param.
Selenium (mg/L)	YAMW-2	0.005	0.0012	0.05	No	14	85.71	Kaplan-Meier	No	0.01	NP (NDs)
Selenium (mg/L)	YAMW-3	0.028	0.005	0.05	No	10	40	None	No	0.011	NP (normality)
Selenium (mg/L)	YAMW-4	0.01818	0.01061	0.05	No	14	14.29	None	x^2	0.01	Param.
Selenium (mg/L)	**YAMW-5**	**0.05837**	**0.05263**	**0.05**	**Yes**	**12**	**0**	**None**	**No**	**0.01**	**Param.**
Selenium (mg/L)	PZ-35	0.005	0.0033	0.05	No	15	40	None	No	0.01	NP (normality)
Selenium (mg/L)	**PZ-37**	**0.2418**	**0.1649**	**0.05**	**Yes**	**23**	**0**	**None**	**No**	**0.01**	**Param.**
Selenium (mg/L)	PZ-51	0.02707	0.02071	0.05	No	9	0	None	No	0.01	Param.
Selenium (mg/L)	PZ-52D	0.009941	0.004379	0.05	No	10	0	None	No	0.01	Param.
Selenium (mg/L)	PZ-54D	0.0056	0.005	0.05	No	5	80	None	No	0.031	NP (NDs)
Selenium (mg/L)	PZ-55	0.02614	0	0.05	No	5	20	Kaplan-Meier	x^2	0.01	Param.
Thallium (mg/L)	YGWC-36A	0.0005	0.000057	0.002	No	25	96	None	No	0.01	NP (NDs)
Thallium (mg/L)	YGWC-49	0.0005	0.00009	0.002	No	22	95.45	None	No	0.01	NP (NDs)
Thallium (mg/L)	YGWC-50	0.0005	0.0005	0.002	No	10	90	None	No	0.011	NP (NDs)
Thallium (mg/L)	PZ-54D	0.0005	0.00038	0.002	No	5	80	None	No	0.031	NP (NDs)

Sanitas™ v.10.1.06e Software licensed to Groundwater Stats Consulting. UG

Non-Parametric Confidence Interval

Compliance Limit is not exceeded. Per-well alpha = 0.01.

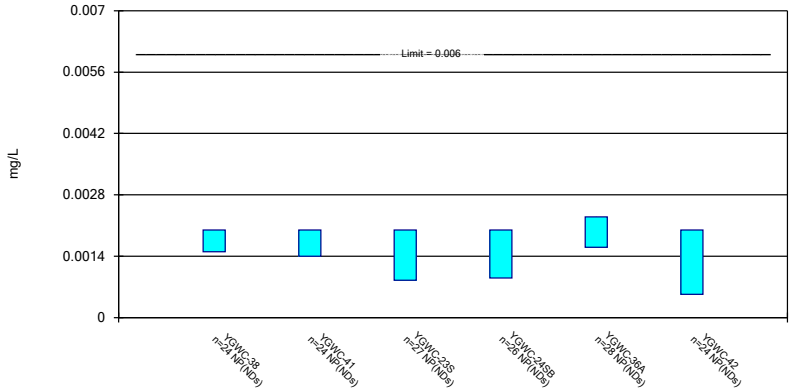

Constituent: Antimony Analysis Run 5/6/2026 7:43 PM View: Confidence Intervals

Plant Yates Client: Southern Company Data: Yates AMA-R6

Sanitas™ v.10.1.06e Software licensed to Groundwater Stats Consulting. UG

Parametric and Non-Parametric (NP) Confidence Interval

Compliance Limit is not exceeded. Per-well alpha = 0.01. Normality Test: Shapiro Wilk, alpha based on n.

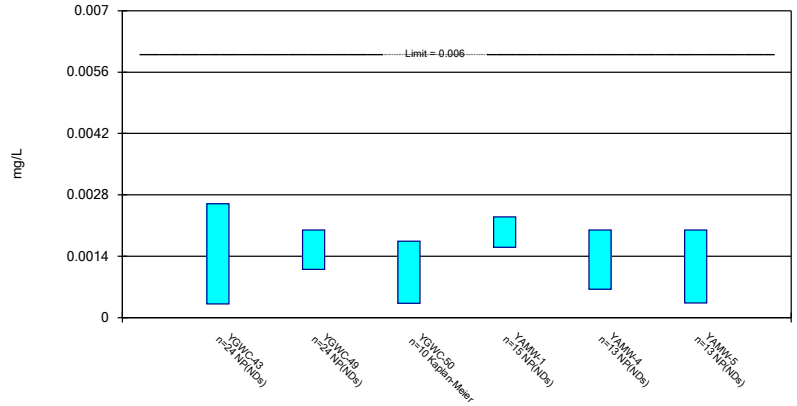

Constituent: Antimony Analysis Run 5/6/2026 7:43 PM View: Confidence Intervals

Plant Yates Client: Southern Company Data: Yates AMA-R6

Sanitas™ v.10.1.06e Software licensed to Groundwater Stats Consulting. UG

Non-Parametric Confidence Interval

Compliance Limit is not exceeded. Per-well alpha = 0.01 except as noted.

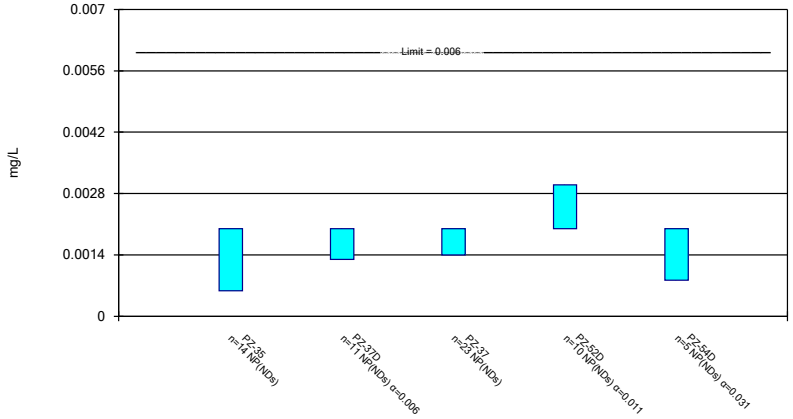

Constituent: Antimony Analysis Run 5/6/2026 7:43 PM View: Confidence Intervals

Plant Yates Client: Southern Company Data: Yates AMA-R6

Sanitas™ v.10.1.06e Software licensed to Groundwater Stats Consulting. UG

Parametric and Non-Parametric (NP) Confidence Interval

Compliance Limit is not exceeded. Per-well alpha = 0.01. Normality Test: Shapiro Wilk, alpha based on n.

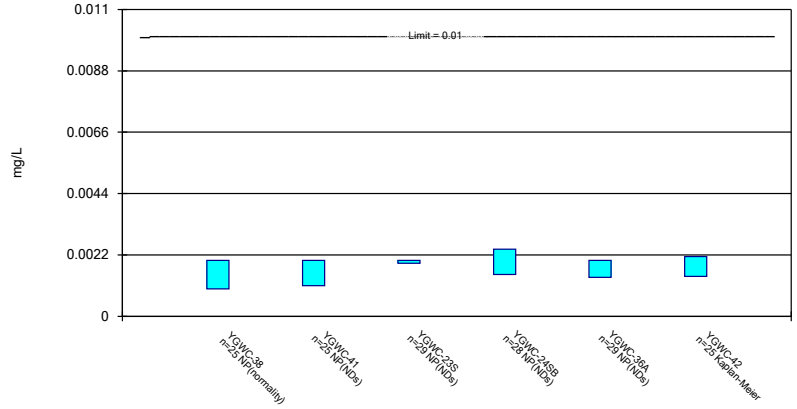

Constituent: Arsenic Analysis Run 5/6/2026 7:43 PM View: Confidence Intervals

Plant Yates Client: Southern Company Data: Yates AMA-R6

Sanitas™ v.10.1.06e Software licensed to Groundwater Stats Consulting. UG

Non-Parametric Confidence Interval

Compliance Limit is not exceeded. Per-well alpha = 0.01 except as noted.

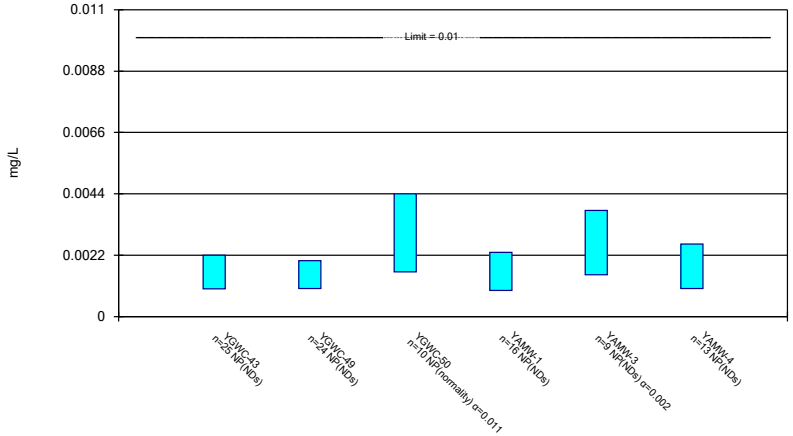

Constituent: Arsenic Analysis Run 5/6/2026 7:43 PM View: Confidence Intervals

Plant Yates Client: Southern Company Data: Yates AMA-R6

Sanitas™ v.10.1.06e Software licensed to Groundwater Stats Consulting. UG

Parametric and Non-Parametric (NP) Confidence Interval

Compliance Limit is not exceeded. Per-well alpha = 0.01 except as noted. Normality Test: Shapiro Wilk, alpha based on n.

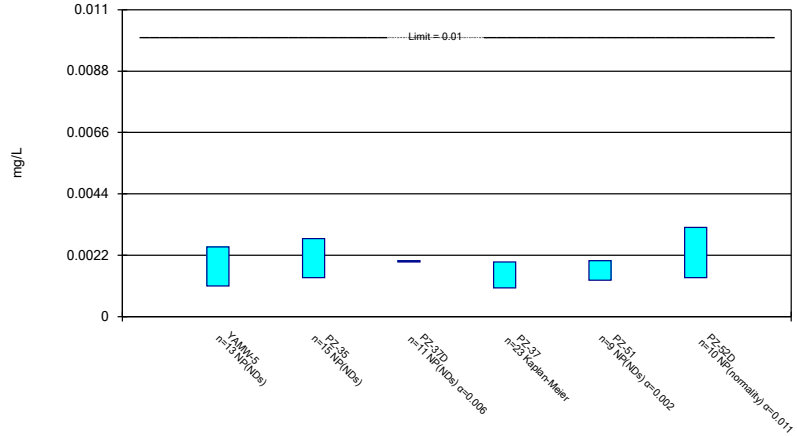

Constituent: Arsenic Analysis Run 5/6/2026 7:43 PM View: Confidence Intervals

Plant Yates Client: Southern Company Data: Yates AMA-R6

Sanitas™ v.10.1.06e Software licensed to Groundwater Stats Consulting. UG

Parametric Confidence Interval

Compliance Limit is not exceeded. Per-well alpha = 0.01. Normality Test: Shapiro Wilk, alpha based on n.

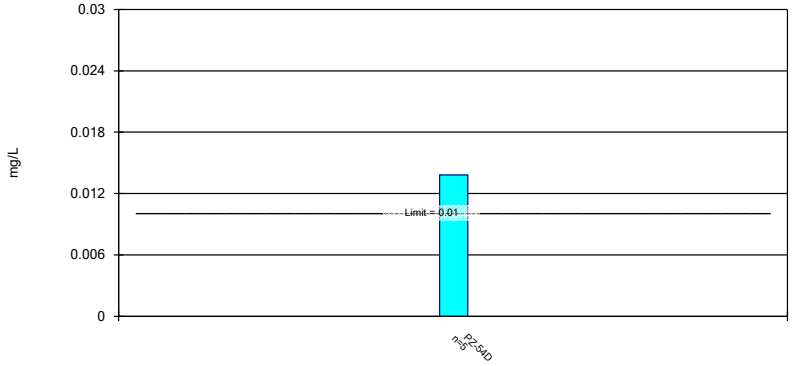

Constituent: Arsenic Analysis Run 5/6/2026 7:43 PM View: Confidence Intervals

Plant Yates Client: Southern Company Data: Yates AMA-R6

Sanitas™ v.10.1.06e Software licensed to Groundwater Stats Consulting. UG

Parametric Confidence Interval

Compliance Limit is not exceeded. Per-well alpha = 0.01. Normality Test: Shapiro Wilk, alpha based on n.

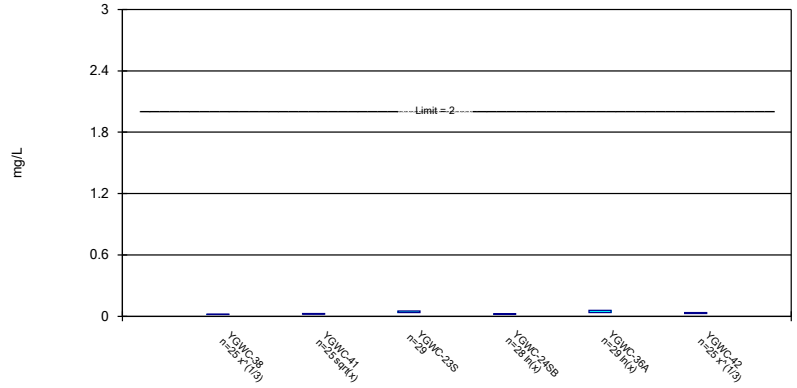

Constituent: Barium Analysis Run 5/6/2026 7:43 PM View: Confidence Intervals

Plant Yates Client: Southern Company Data: Yates AMA-R6

Sanitas™ v.10.1.06e Software licensed to Groundwater Stats Consulting. UG

Parametric Confidence Interval

Compliance Limit is not exceeded. Per-well alpha = 0.01. Normality Test: Shapiro Wilk, alpha based on n.

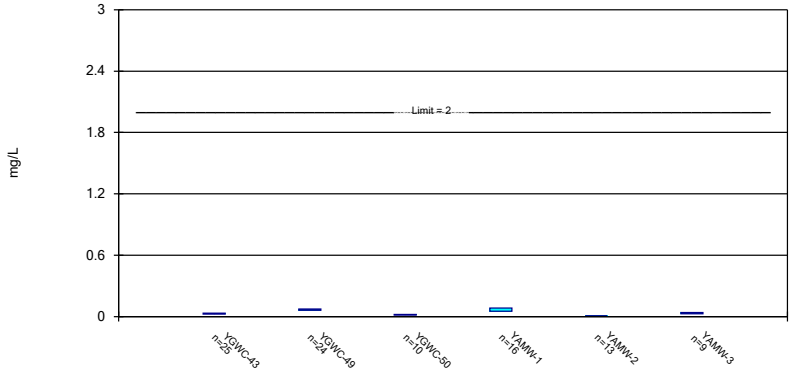

Constituent: Barium Analysis Run 5/6/2026 7:43 PM View: Confidence Intervals

Plant Yates Client: Southern Company Data: Yates AMA-R6

Sanitas™ v.10.1.06e Software licensed to Groundwater Stats Consulting. UG

Parametric and Non-Parametric (NP) Confidence Interval

Compliance Limit is not exceeded. Per-well alpha = 0.01. Normality Test: Shapiro Wilk, alpha based on n.

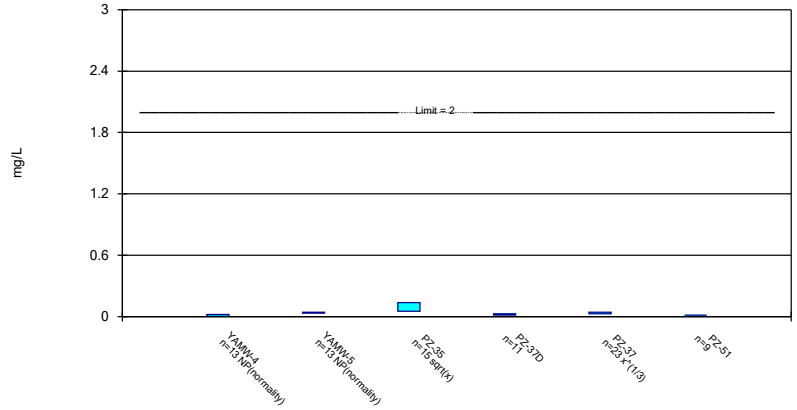

Constituent: Barium Analysis Run 5/6/2026 7:43 PM View: Confidence Intervals

Plant Yates Client: Southern Company Data: Yates AMA-R6

Sanitas™ v.10.1.06e Software licensed to Groundwater Stats Consulting. UG

Parametric and Non-Parametric (NP) Confidence Interval

Compliance Limit is not exceeded. Per-well alpha = 0.01 except as noted. Normality Test: Shapiro Wilk, alpha based on n.

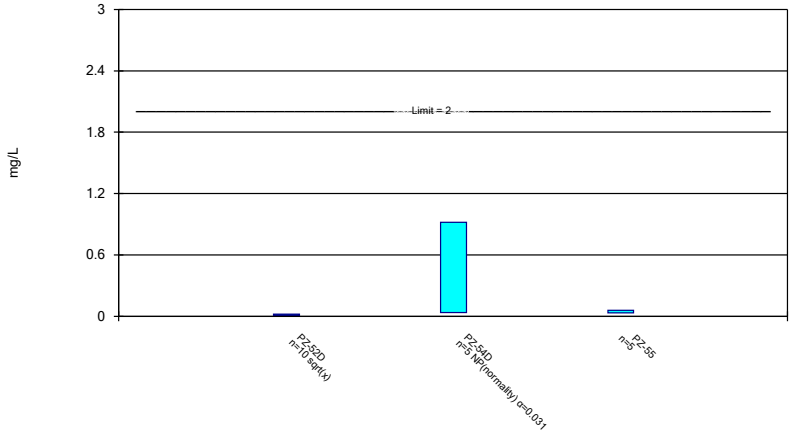

Constituent: Barium Analysis Run 5/6/2026 7:44 PM View: Confidence Intervals

Plant Yates Client: Southern Company Data: Yates AMA-R6

Sanitas™ v.10.1.06e Software licensed to Groundwater Stats Consulting. UG

Parametric and Non-Parametric (NP) Confidence Interval

Compliance Limit is not exceeded. Per-well alpha = 0.01. Normality Test: Shapiro Wilk, alpha based on n.

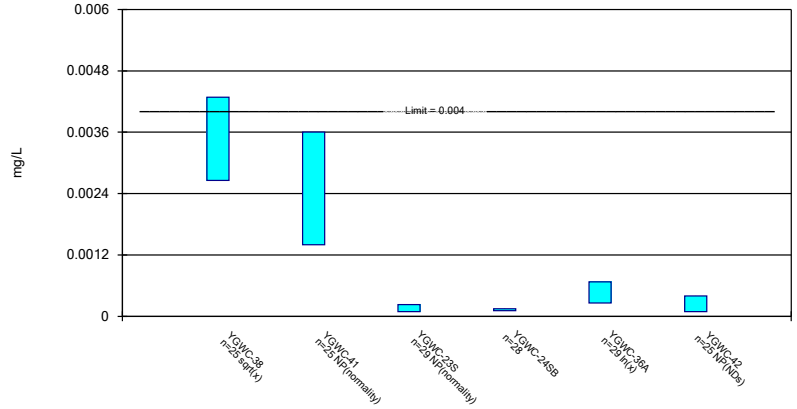

Constituent: Beryllium Analysis Run 5/6/2026 7:44 PM View: Confidence Intervals

Plant Yates Client: Southern Company Data: Yates AMA-R6

Sanitas™ v.10.1.06e Software licensed to Groundwater Stats Consulting. UG

Parametric and Non-Parametric (NP) Confidence Interval

Compliance Limit is not exceeded. Per-well alpha = 0.01. Normality Test: Shapiro Wilk, alpha based on n.

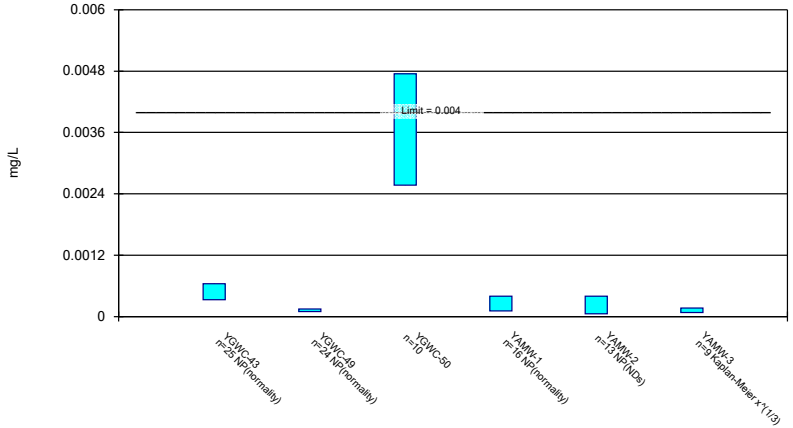

Constituent: Beryllium Analysis Run 5/6/2026 7:44 PM View: Confidence Intervals
Plant Yates Client: Southern Company Data: Yates AMA-R6

Sanitas™ v.10.1.06e Software licensed to Groundwater Stats Consulting. UG

Parametric and Non-Parametric (NP) Confidence Interval

Compliance Limit is not exceeded. Per-well alpha = 0.01 except as noted. Normality Test: Shapiro Wilk, alpha based on n.

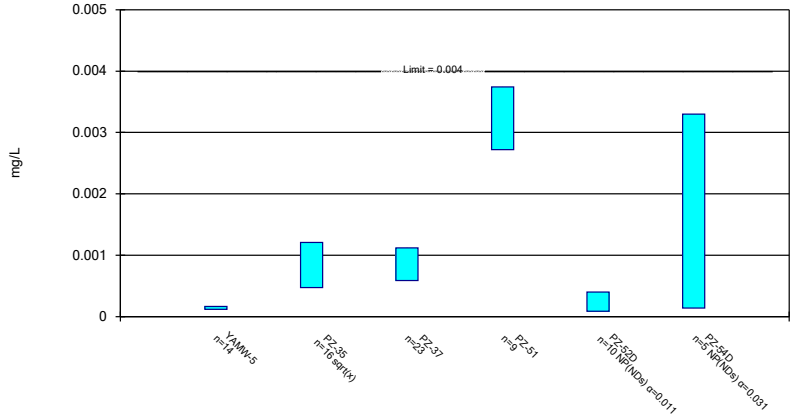

Constituent: Beryllium Analysis Run 5/6/2026 7:44 PM View: Confidence Intervals
Plant Yates Client: Southern Company Data: Yates AMA-R6

Sanitas™ v.10.1.06e Software licensed to Groundwater Stats Consulting. UG

Non-Parametric Confidence Interval

Compliance Limit is not exceeded.

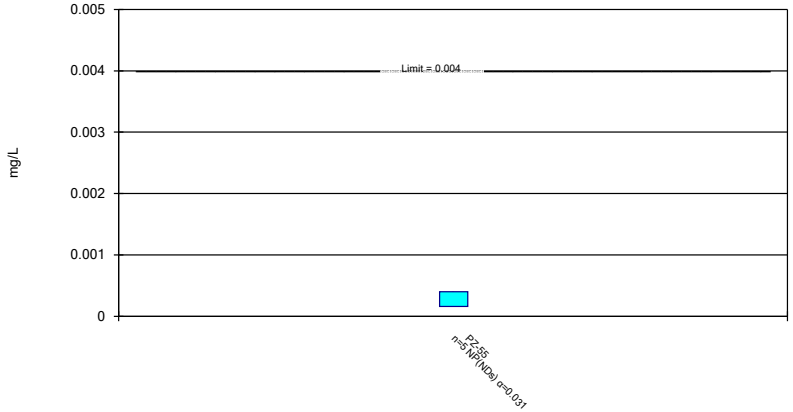

Constituent: Beryllium Analysis Run 5/6/2026 7:44 PM View: Confidence Intervals
Plant Yates Client: Southern Company Data: Yates AMA-R6

Sanitas™ v.10.1.06e Software licensed to Groundwater Stats Consulting. UG

Non-Parametric Confidence Interval

Compliance Limit is not exceeded. Per-well alpha = 0.01.

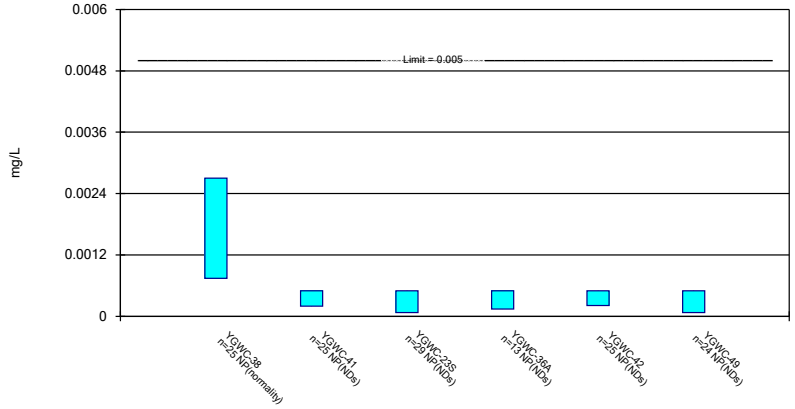

Constituent: Cadmium Analysis Run 5/6/2026 7:44 PM View: Confidence Intervals
Plant Yates Client: Southern Company Data: Yates AMA-R6

Sanitas™ v.10.1.06e Software licensed to Groundwater Stats Consulting. UG

Parametric and Non-Parametric (NP) Confidence Interval

Compliance limit is exceeded.* Per-well alpha = 0.01. Normality Test: Shapiro Wilk, alpha based on n.

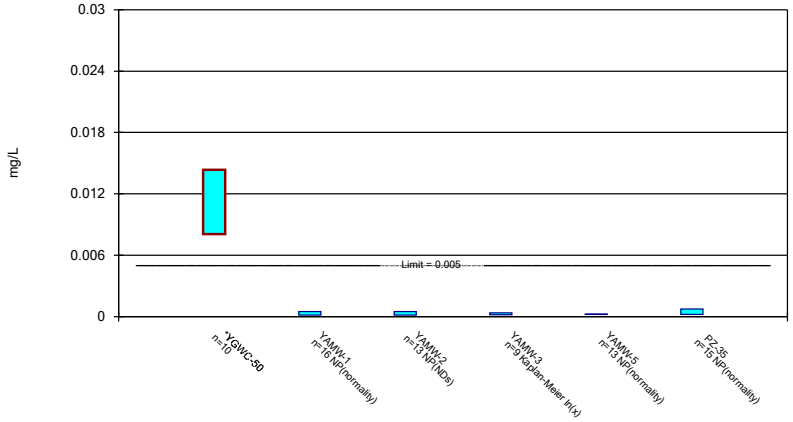

Constituent: Cadmium Analysis Run 5/6/2026 7:44 PM View: Confidence Intervals

Plant Yates Client: Southern Company Data: Yates AMA-R6

Sanitas™ v.10.1.06e Software licensed to Groundwater Stats Consulting. UG

Parametric and Non-Parametric (NP) Confidence Interval

Compliance Limit is not exceeded. Per-well alpha = 0.01 except as noted. Normality Test: Shapiro Wilk, alpha based on n.

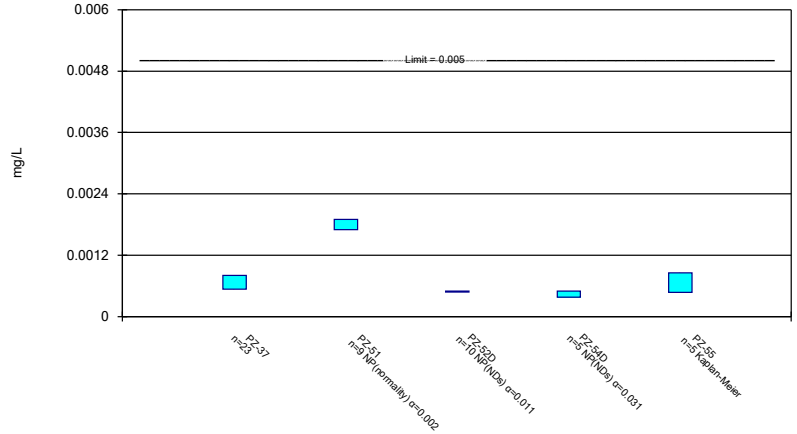

Constituent: Cadmium Analysis Run 5/6/2026 7:44 PM View: Confidence Intervals

Plant Yates Client: Southern Company Data: Yates AMA-R6

Sanitas™ v.10.1.06e Software licensed to Groundwater Stats Consulting. UG

Non-Parametric Confidence Interval

Compliance Limit is not exceeded. Per-well alpha = 0.01.

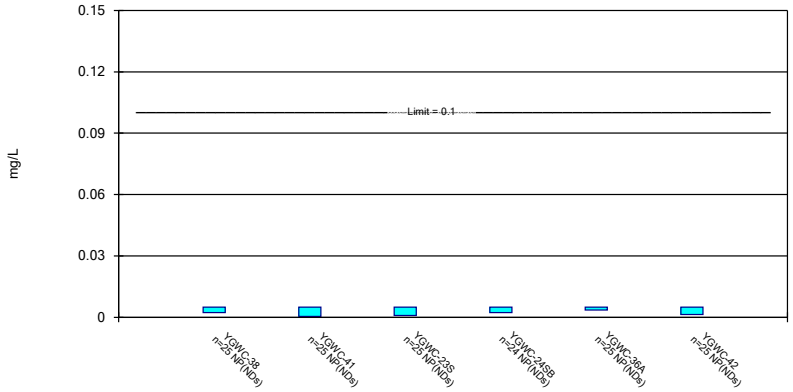

Constituent: Chromium Analysis Run 5/6/2026 7:44 PM View: Confidence Intervals

Plant Yates Client: Southern Company Data: Yates AMA-R6

Sanitas™ v.10.1.06e Software licensed to Groundwater Stats Consulting. UG

Parametric and Non-Parametric (NP) Confidence Interval

Compliance Limit is not exceeded. Per-well alpha = 0.01 except as noted. Normality Test: Shapiro Wilk, alpha based on n.

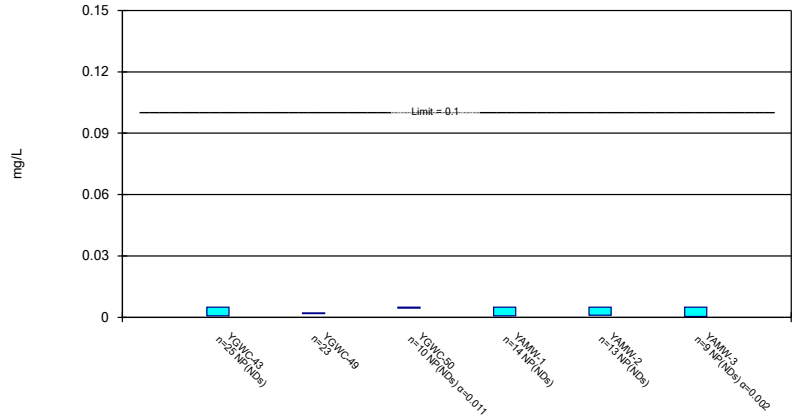

Constituent: Chromium Analysis Run 5/6/2026 7:44 PM View: Confidence Intervals

Plant Yates Client: Southern Company Data: Yates AMA-R6

Sanitas™ v.10.1.06e Software licensed to Groundwater Stats Consulting. UG

Non-Parametric Confidence Interval

Compliance Limit is not exceeded. Per-well alpha = 0.01 except as noted.

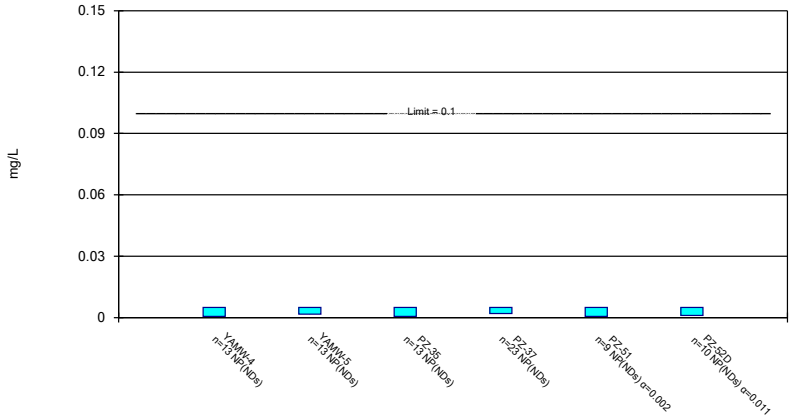

Constituent: Chromium Analysis Run 5/6/2026 7:44 PM View: Confidence Intervals
Plant Yates Client: Southern Company Data: Yates AMA-R6

Sanitas™ v.10.1.06e Software licensed to Groundwater Stats Consulting. UG

Non-Parametric Confidence Interval

Compliance Limit is not exceeded.

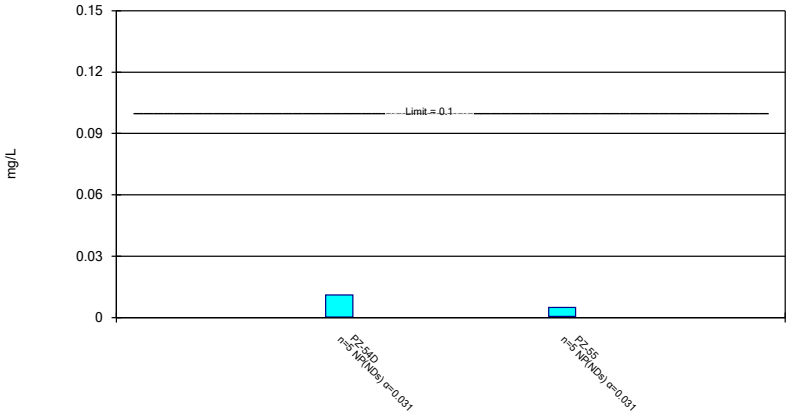

Constituent: Chromium Analysis Run 5/6/2026 7:44 PM View: Confidence Intervals
Plant Yates Client: Southern Company Data: Yates AMA-R6

Sanitas™ v.10.1.06e Software licensed to Groundwater Stats Consulting. UG

Parametric and Non-Parametric (NP) Confidence Interval

Compliance Limit is not exceeded. Per-well alpha = 0.01. Normality Test: Shapiro Wilk, alpha based on n.

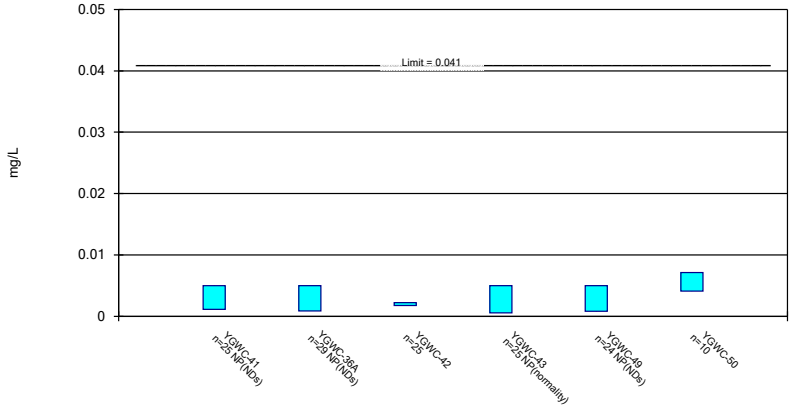

Constituent: Cobalt Analysis Run 5/6/2026 7:44 PM View: Confidence Intervals
Plant Yates Client: Southern Company Data: Yates AMA-R6

Sanitas™ v.10.1.06e Software licensed to Groundwater Stats Consulting. UG

Parametric and Non-Parametric (NP) Confidence Interval

Compliance Limit is not exceeded. Per-well alpha = 0.01. Normality Test: Shapiro Wilk, alpha based on n.

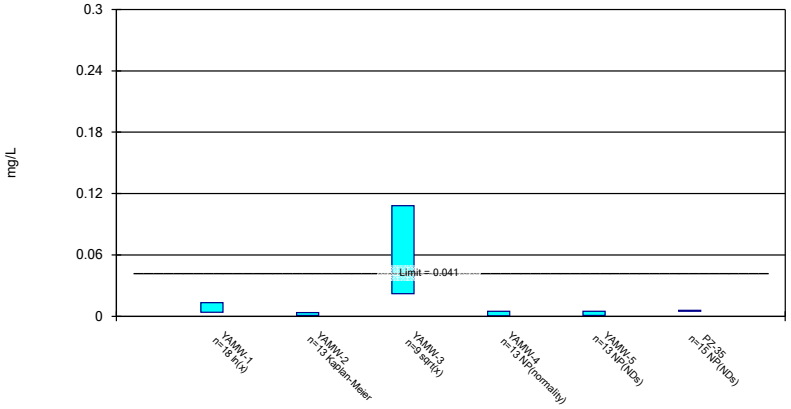

Constituent: Cobalt Analysis Run 5/6/2026 7:44 PM View: Confidence Intervals
Plant Yates Client: Southern Company Data: Yates AMA-R6

Sanitas™ v.10.1.06e Software licensed to Groundwater Stats Consulting. UG

Parametric and Non-Parametric (NP) Confidence Interval

Compliance Limit is not exceeded. Per-well alpha = 0.01 except as noted. Normality Test: Shapiro Wilk, alpha based on n.

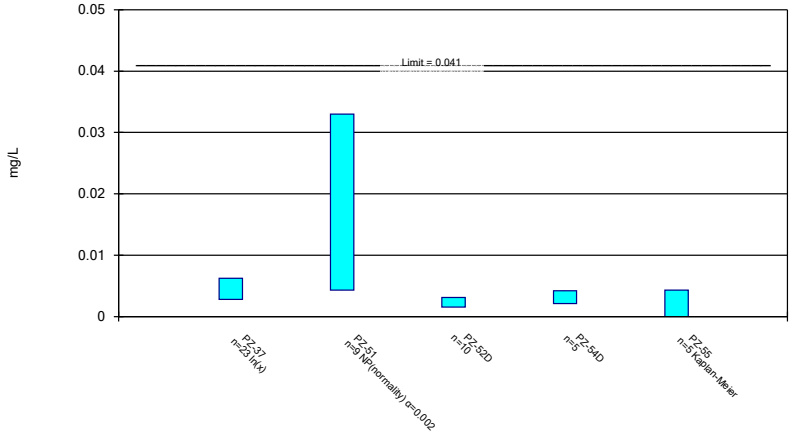

Constituent: Cobalt Analysis Run 5/6/2026 7:44 PM View: Confidence Intervals

Plant Yates Client: Southern Company Data: Yates AMA-R6

Sanitas™ v.10.1.06e Software licensed to Groundwater Stats Consulting. UG

Parametric Confidence Interval

Compliance Limit is not exceeded. Per-well alpha = 0.01. Normality Test: Shapiro Wilk, alpha based on n.

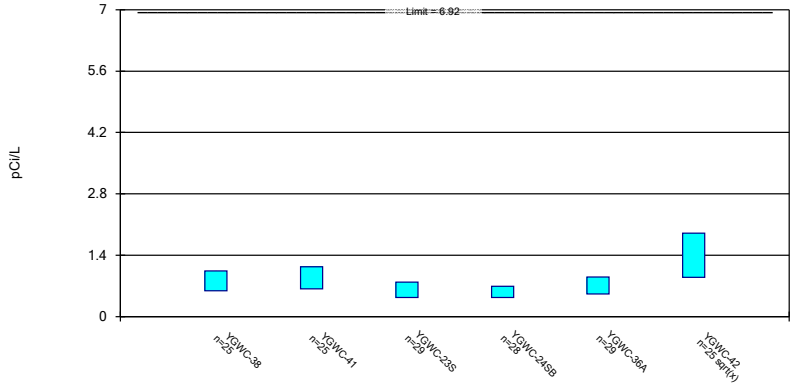

Constituent: Combined Radium 226 + 228 Analysis Run 5/6/2026 7:44 PM View: Confidence Intervals

Plant Yates Client: Southern Company Data: Yates AMA-R6

Sanitas™ v.10.1.06e Software licensed to Groundwater Stats Consulting. UG

Parametric Confidence Interval

Compliance Limit is not exceeded. Per-well alpha = 0.01. Normality Test: Shapiro Wilk, alpha based on n.

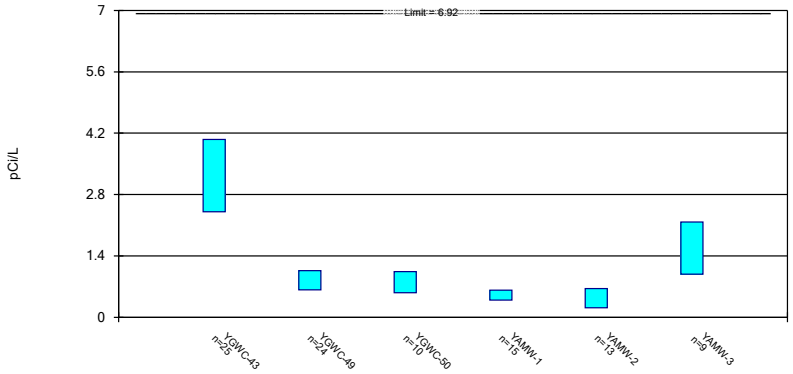

Constituent: Combined Radium 226 + 228 Analysis Run 5/6/2026 7:44 PM View: Confidence Intervals

Plant Yates Client: Southern Company Data: Yates AMA-R6

Sanitas™ v.10.1.06e Software licensed to Groundwater Stats Consulting. UG

Parametric Confidence Interval

Compliance Limit is not exceeded. Per-well alpha = 0.01. Normality Test: Shapiro Wilk, alpha based on n.

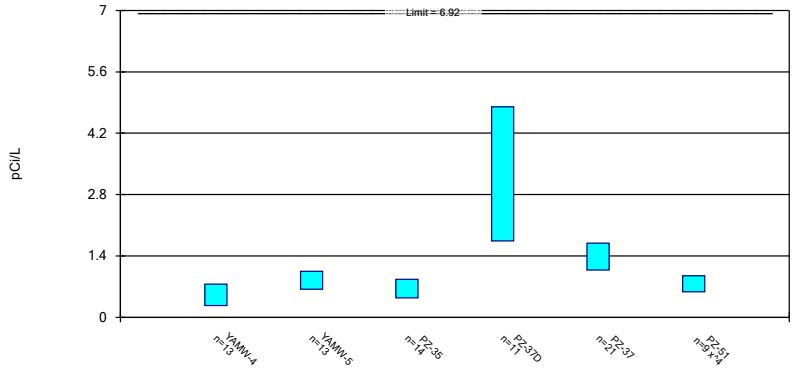

Constituent: Combined Radium 226 + 228 Analysis Run 5/6/2026 7:44 PM View: Confidence Intervals

Plant Yates Client: Southern Company Data: Yates AMA-R6

Sanitas™ v.10.1.06e Software licensed to Groundwater Stats Consulting. UG

Parametric Confidence Interval

Compliance Limit is not exceeded. Per-well alpha = 0.01. Normality Test: Shapiro Wilk, alpha based on n.

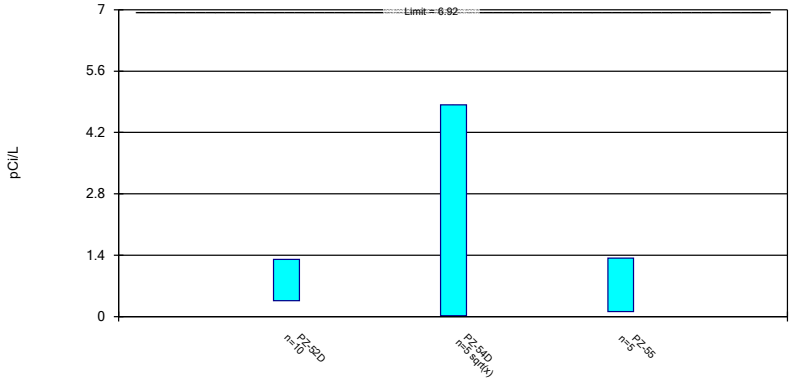

Constituent: Combined Radium 226 + 228 Analysis Run 5/6/2026 7:44 PM View: Confidence Intervals

Plant Yates Client: Southern Company Data: Yates AMA-R6

Sanitas™ v.10.1.06e Software licensed to Groundwater Stats Consulting. UG

Non-Parametric Confidence Interval

Compliance Limit is not exceeded. Per-well alpha = 0.01.

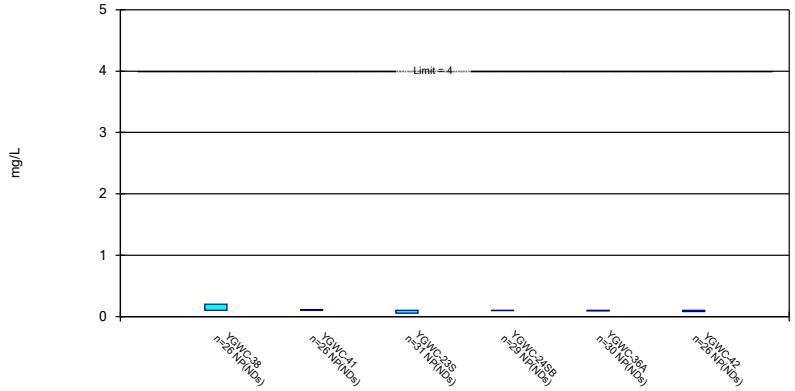

Constituent: Fluoride Analysis Run 5/6/2026 7:44 PM View: Confidence Intervals

Plant Yates Client: Southern Company Data: Yates AMA-R6

Sanitas™ v.10.1.06e Software licensed to Groundwater Stats Consulting. UG

Parametric and Non-Parametric (NP) Confidence Interval

Compliance Limit is not exceeded. Per-well alpha = 0.01. Normality Test: Shapiro Wilk, alpha based on n.

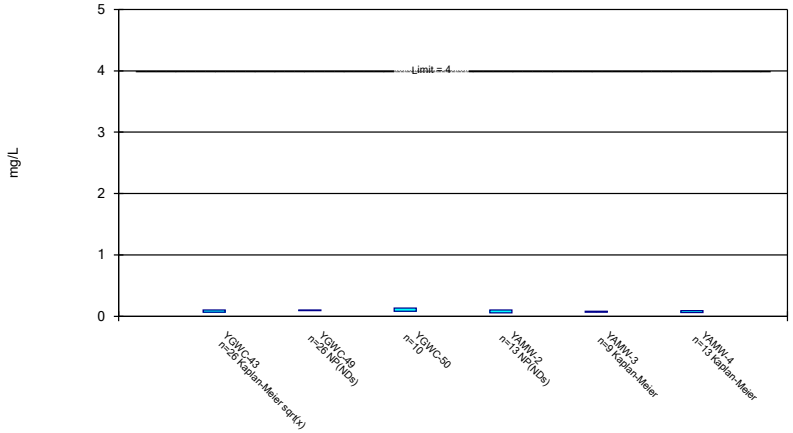

Constituent: Fluoride Analysis Run 5/6/2026 7:44 PM View: Confidence Intervals

Plant Yates Client: Southern Company Data: Yates AMA-R6

Sanitas™ v.10.1.06e Software licensed to Groundwater Stats Consulting. UG

Parametric and Non-Parametric (NP) Confidence Interval

Compliance Limit is not exceeded. Per-well alpha = 0.01. Normality Test: Shapiro Wilk, alpha based on n.

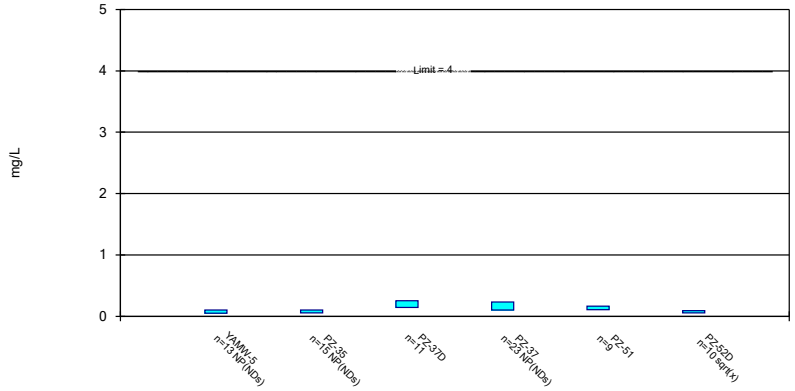

Constituent: Fluoride Analysis Run 5/6/2026 7:44 PM View: Confidence Intervals

Plant Yates Client: Southern Company Data: Yates AMA-R6

Sanitas™ v.10.1.06e Software licensed to Groundwater Stats Consulting. UG

Parametric and Non-Parametric (NP) Confidence Interval

Compliance Limit is not exceeded. Per-well alpha = 0.01 except as noted. Normality Test: Shapiro Wilk, alpha based on n.

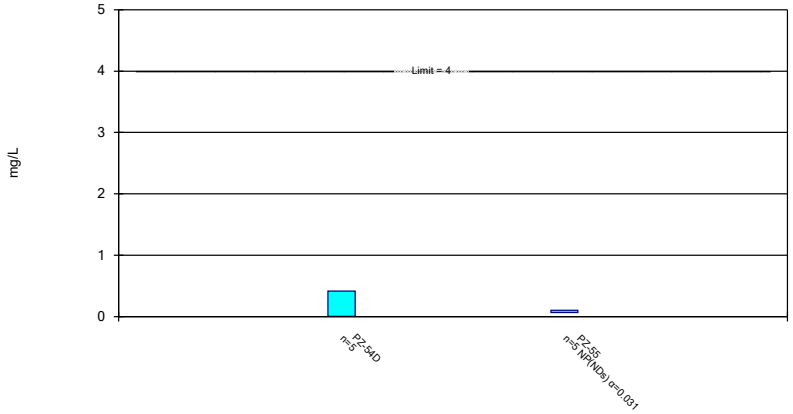

Constituent: Fluoride Analysis Run 5/6/2026 7:44 PM View: Confidence Intervals

Plant Yates Client: Southern Company Data: Yates AMA-R6

Sanitas™ v.10.1.06e Software licensed to Groundwater Stats Consulting. UG

Non-Parametric Confidence Interval

Compliance Limit is not exceeded. Per-well alpha = 0.01.

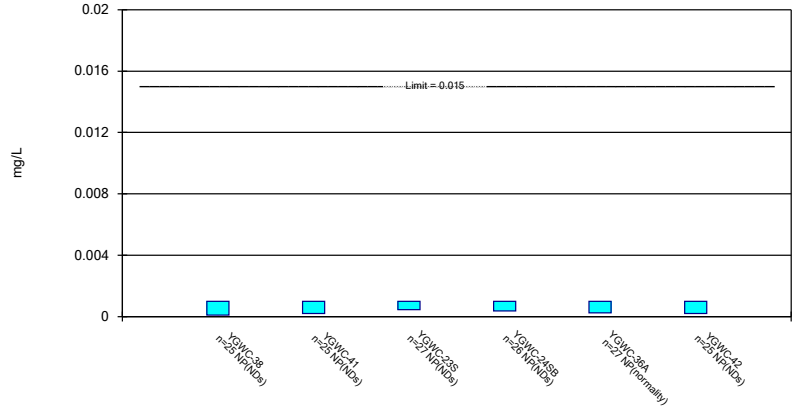

Constituent: Lead Analysis Run 5/6/2026 7:44 PM View: Confidence Intervals

Plant Yates Client: Southern Company Data: Yates AMA-R6

Sanitas™ v.10.1.06e Software licensed to Groundwater Stats Consulting. UG

Non-Parametric Confidence Interval

Compliance Limit is not exceeded. Per-well alpha = 0.01 except as noted.

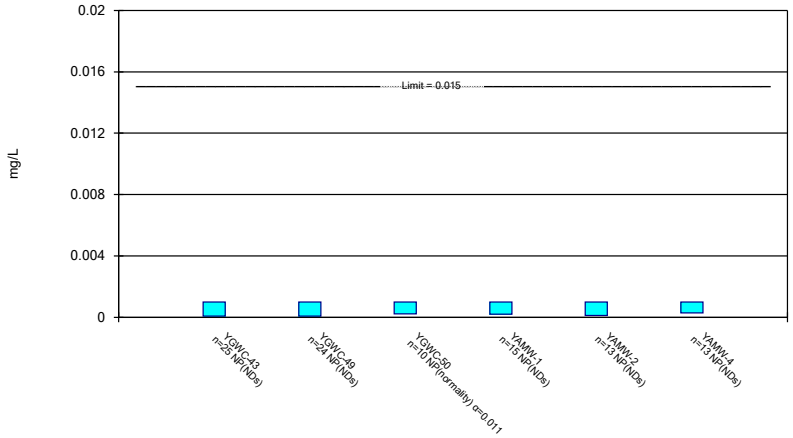

Constituent: Lead Analysis Run 5/6/2026 7:44 PM View: Confidence Intervals

Plant Yates Client: Southern Company Data: Yates AMA-R6

Sanitas™ v.10.1.06e Software licensed to Groundwater Stats Consulting. UG

Non-Parametric Confidence Interval

Compliance Limit is not exceeded. Per-well alpha = 0.01 except as noted.

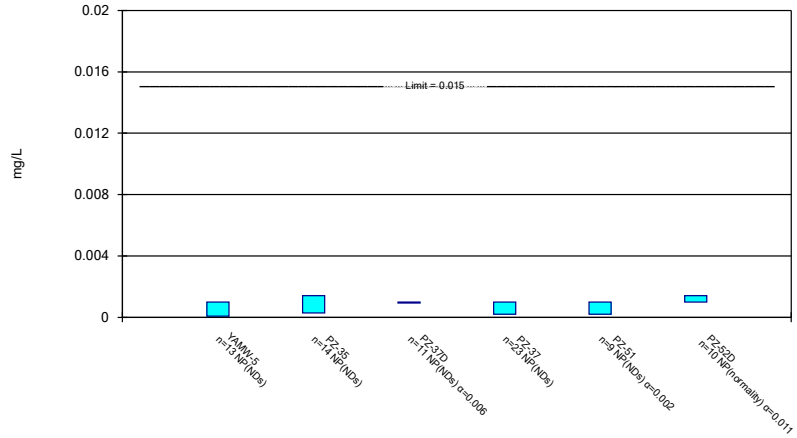

Constituent: Lead Analysis Run 5/6/2026 7:44 PM View: Confidence Intervals

Plant Yates Client: Southern Company Data: Yates AMA-R6

Sanitas™ v.10.1.06e Software licensed to Groundwater Stats Consulting. UG

Non-Parametric Confidence Interval

Compliance Limit is not exceeded.

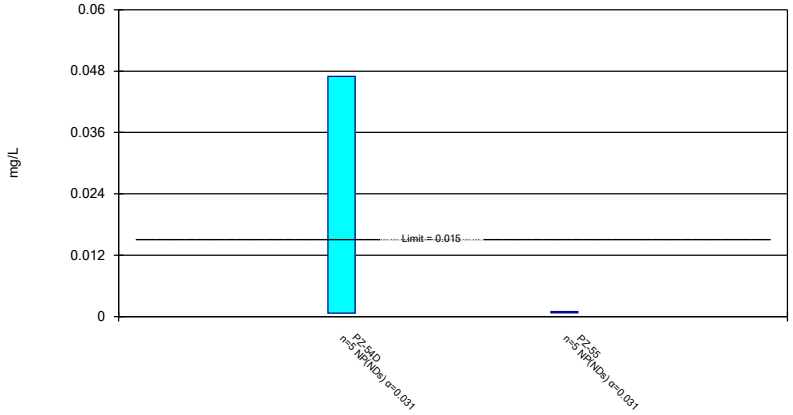

Constituent: Lead Analysis Run 5/6/2026 7:44 PM View: Confidence Intervals

Plant Yates Client: Southern Company Data: Yates AMA-R6

Sanitas™ v.10.1.06e Software licensed to Groundwater Stats Consulting. UG

Parametric and Non-Parametric (NP) Confidence Interval

Compliance limit is exceeded.* Per-well alpha = 0.01. Normality Test: Shapiro Wilk, alpha based on n.

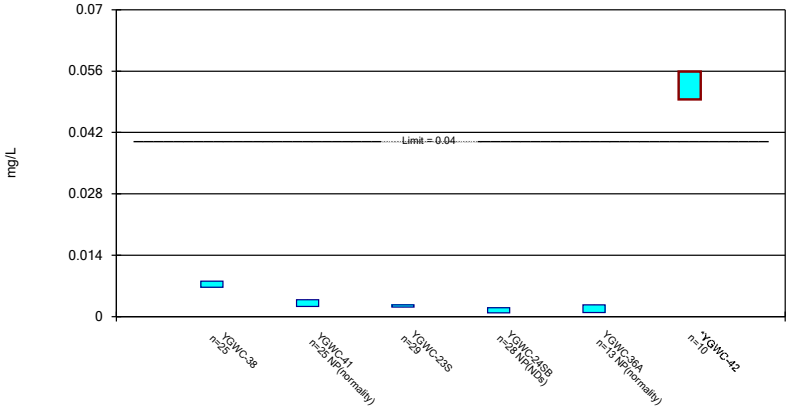

Constituent: Lithium Analysis Run 5/6/2026 7:44 PM View: Confidence Intervals

Plant Yates Client: Southern Company Data: Yates AMA-R6

Sanitas™ v.10.1.06e Software licensed to Groundwater Stats Consulting. UG

Parametric and Non-Parametric (NP) Confidence Interval

Compliance limit is exceeded.* Per-well alpha = 0.01. Normality Test: Shapiro Wilk, alpha based on n.

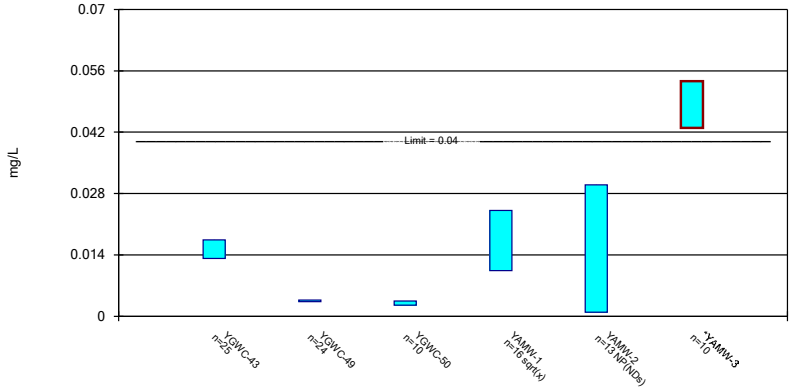

Constituent: Lithium Analysis Run 5/6/2026 7:44 PM View: Confidence Intervals

Plant Yates Client: Southern Company Data: Yates AMA-R6

Sanitas™ v.10.1.06e Software licensed to Groundwater Stats Consulting. UG

Parametric and Non-Parametric (NP) Confidence Interval

Compliance Limit is not exceeded. Per-well alpha = 0.01. Normality Test: Shapiro Wilk, alpha based on n.

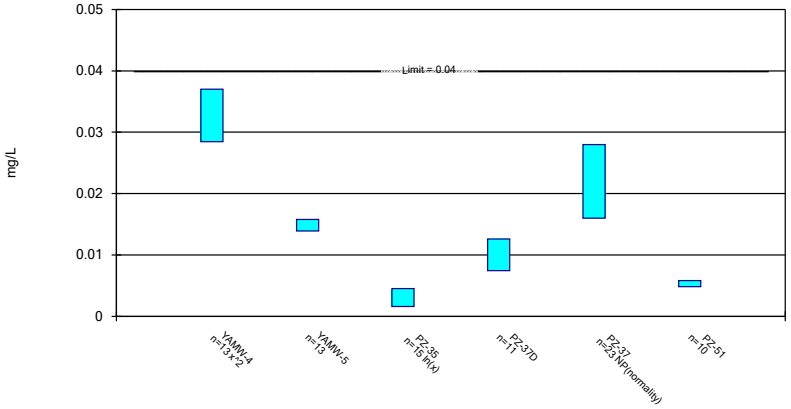

Constituent: Lithium Analysis Run 5/6/2026 7:44 PM View: Confidence Intervals

Plant Yates Client: Southern Company Data: Yates AMA-R6

Sanitas™ v.10.1.06e Software licensed to Groundwater Stats Consulting. UG

Parametric Confidence Interval

Compliance Limit is not exceeded. Per-well alpha = 0.01. Normality Test: Shapiro Wilk, alpha based on n.

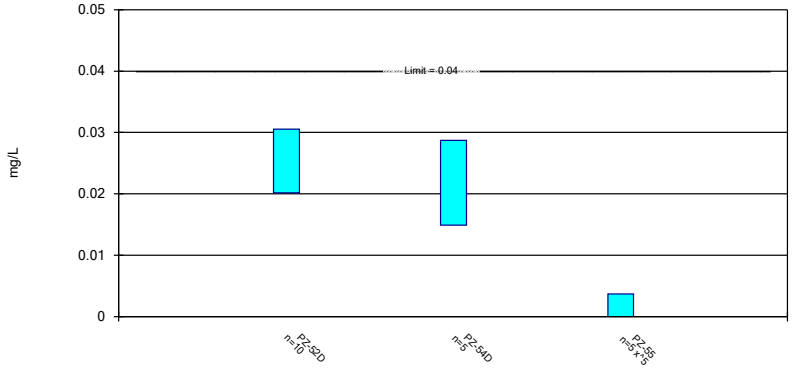

Constituent: Lithium Analysis Run 5/6/2026 7:44 PM View: Confidence Intervals

Plant Yates Client: Southern Company Data: Yates AMA-R6

Sanitas™ v.10.1.06e Software licensed to Groundwater Stats Consulting. UG

Non-Parametric Confidence Interval

Compliance Limit is not exceeded. Per-well alpha = 0.01.

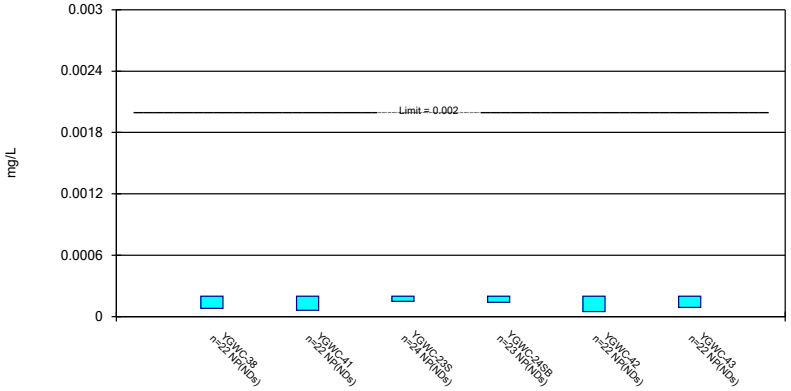

Constituent: Mercury Analysis Run 5/6/2026 7:44 PM View: Confidence Intervals

Plant Yates Client: Southern Company Data: Yates AMA-R6

Sanitas™ v.10.1.06e Software licensed to Groundwater Stats Consulting. UG

Non-Parametric Confidence Interval

Compliance Limit is not exceeded. Per-well alpha = 0.01 except as noted.

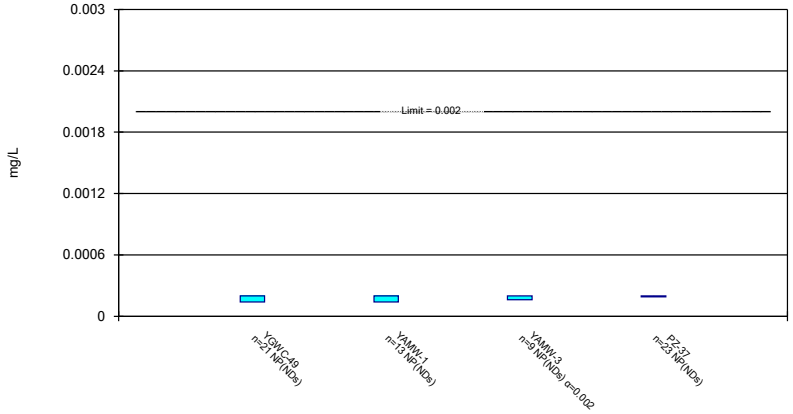

Constituent: Mercury Analysis Run 5/6/2026 7:44 PM View: Confidence Intervals

Plant Yates Client: Southern Company Data: Yates AMA-R6

Sanitas™ v.10.1.06e Software licensed to Groundwater Stats Consulting. UG

Non-Parametric Confidence Interval

Compliance Limit is not exceeded. Per-well alpha = 0.01.

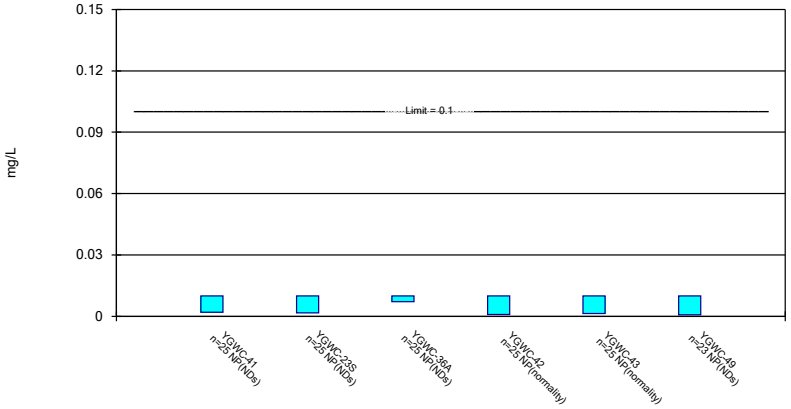

Constituent: Molybdenum Analysis Run 5/6/2026 7:44 PM View: Confidence Intervals

Plant Yates Client: Southern Company Data: Yates AMA-R6

Sanitas™ v.10.1.06e Software licensed to Groundwater Stats Consulting. UG

Parametric and Non-Parametric (NP) Confidence Interval

Compliance Limit is not exceeded. Per-well alpha = 0.01. Normality Test: Shapiro Wilk, alpha based on n.

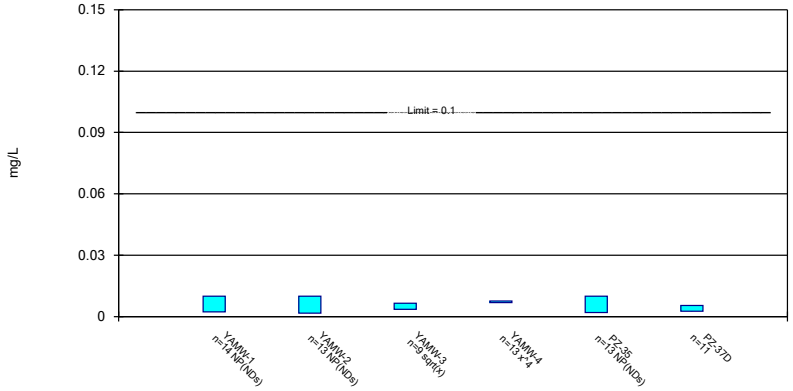

Constituent: Molybdenum Analysis Run 5/6/2026 7:44 PM View: Confidence Intervals

Plant Yates Client: Southern Company Data: Yates AMA-R6

Sanitas™ v.10.1.06e Software licensed to Groundwater Stats Consulting. UG

Parametric and Non-Parametric (NP) Confidence Interval

Compliance Limit is not exceeded. Per-well alpha = 0.01. Normality Test: Shapiro Wilk, alpha based on n.

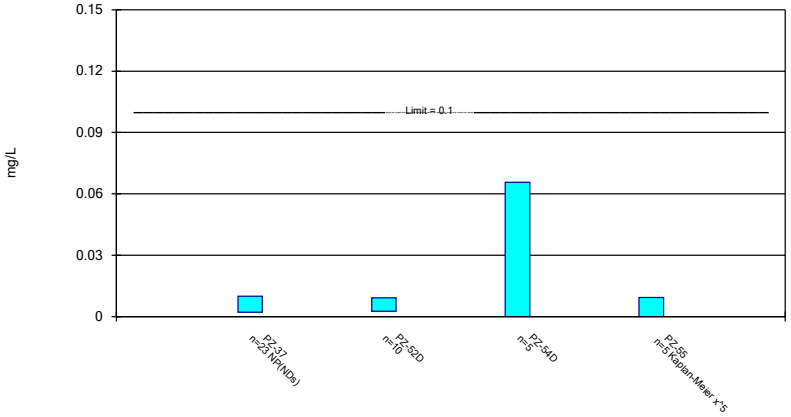

Constituent: Molybdenum Analysis Run 5/6/2026 7:44 PM View: Confidence Intervals

Plant Yates Client: Southern Company Data: Yates AMA-R6

Sanitas™ v.10.1.06e Software licensed to Groundwater Stats Consulting. UG

Parametric and Non-Parametric (NP) Confidence Interval

Compliance Limit is not exceeded. Per-well alpha = 0.01. Normality Test: Shapiro Wilk, alpha based on n.

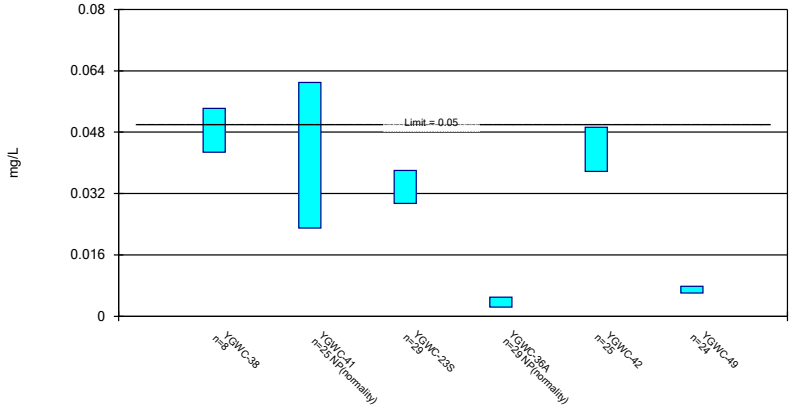

Constituent: Selenium Analysis Run 5/6/2026 7:44 PM View: Confidence Intervals

Plant Yates Client: Southern Company Data: Yates AMA-R6

Sanitas™ v.10.1.06e Software licensed to Groundwater Stats Consulting. UG

Parametric and Non-Parametric (NP) Confidence Interval

Compliance limit is exceeded.* Per-well alpha = 0.01 except as noted. Normality Test: Shapiro Wilk, alpha based on n.

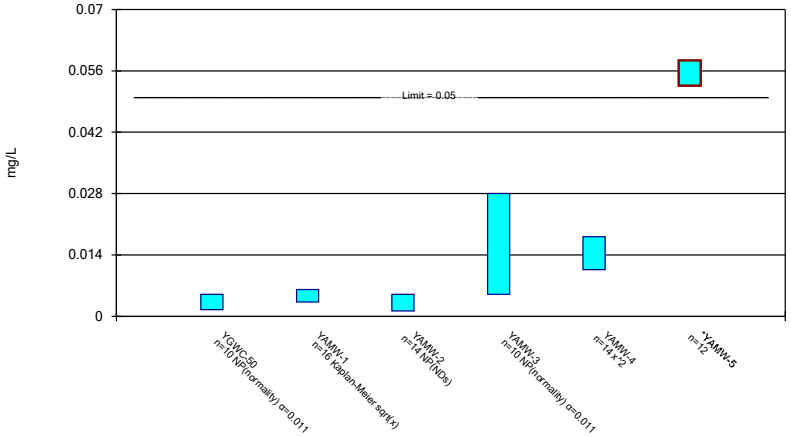

Constituent: Selenium Analysis Run 5/6/2026 7:44 PM View: Confidence Intervals

Plant Yates Client: Southern Company Data: Yates AMA-R6

Parametric and Non-Parametric (NP) Confidence Interval

Compliance limit is exceeded.* Per-well alpha = 0.01 except as noted. Normality Test: Shapiro Wilk, alpha based on n.

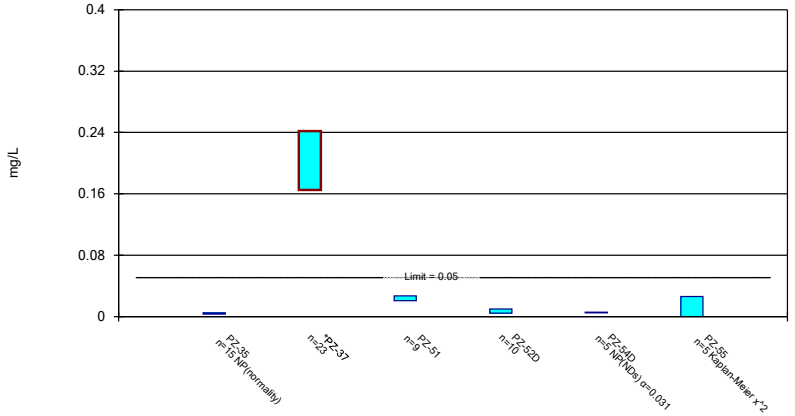

Constituent: Selenium Analysis Run 5/6/2026 7:44 PM View: Confidence Intervals
Plant Yates Client: Southern Company Data: Yates AMA-R6

Sanitas™ v.10.1.06e Software licensed to Groundwater Stats Consulting. UG

Non-Parametric Confidence Interval

Compliance Limit is not exceeded. Per-well alpha = 0.01 except as noted.

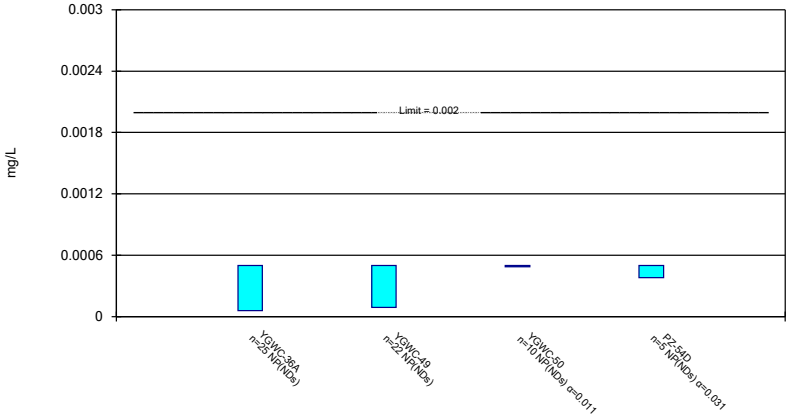

Constituent: Thallium Analysis Run 5/6/2026 7:44 PM View: Confidence Intervals
Plant Yates Client: Southern Company Data: Yates AMA-R6

Confidence Interval

Constituent: Antimony (mg/L) Analysis Run 5/6/2026 7:50 PM View: Confidence Intervals

Plant Yates Client: Southern Company Data: Yates AMA-R6

	YGWC-38	YGWC-41	YGWC-23S	YGWC-24SB	YGWC-36A	YGWC-42
6/7/2016			<0.002			
6/8/2016				<0.002		
7/28/2016			<0.002			
8/1/2016				<0.002		
8/30/2016						<0.002
9/2/2016					<0.002	
9/20/2016			<0.002	0.0009 (J)		
11/8/2016			<0.002	<0.002		
11/14/2016					0.0014 (J)	
11/16/2016						<0.002
1/16/2017			<0.002			
1/17/2017				<0.002		
2/27/2017						<0.002
2/28/2017					0.0004 (J)	
3/8/2017				<0.002		
3/9/2017			<0.002			
5/2/2017			<0.002	<0.002		
5/9/2017					<0.002	
5/10/2017						<0.002
7/7/2017				<0.002		
7/10/2017			<0.002			
7/11/2017						<0.002
7/13/2017					<0.002	
9/22/2017					<0.002	
9/29/2017					<0.002	
10/6/2017					<0.002	
10/12/2017	<0.002	<0.002				<0.002
11/20/2017	<0.002					
11/21/2017		<0.002				
1/11/2018		<0.002				
1/12/2018	<0.002					
2/19/2018		<0.002				
2/20/2018	<0.002					
3/30/2018			<0.002	<0.002	<0.002	
4/3/2018	<0.002	<0.002				
4/4/2018						<0.002
6/27/2018		<0.002				
6/28/2018	<0.002					
8/7/2018	0.0015 (J)	<0.002				
9/20/2018						<0.002
9/24/2018	<0.002	<0.002				
3/5/2019				<0.002		
3/6/2019			<0.002		0.0011 (J)	
4/4/2019			<0.002	<0.002	0.0041	
8/22/2019	<0.002	<0.002				<0.002
9/26/2019				<0.002	0.0065	
9/27/2019			0.00029 (J)			
12/9/2019					0.0014 (J)	
2/13/2020				<0.002		
2/14/2020	0.00031 (J)	<0.002			0.0027 (J)	<0.002
2/17/2020			<0.002			
3/25/2020	0.00063 (J)	<0.002			0.0011 (J)	<0.002

ND substitution: RL or RL/2 if <15% NDs.

Confidence Interval

Constituent: Antimony (mg/L) Analysis Run 5/6/2026 7:50 PM View: Confidence Intervals

Plant Yates Client: Southern Company Data: Yates AMA-R6

	YGWC-38	YGWC-41	YGWC-23S	YGWC-24SB	YGWC-36A	YGWC-42
3/26/2020			<0.002	<0.002		
9/23/2020				<0.002		
9/24/2020			0.00085 (J)			<0.002
9/25/2020	0.00061 (J)	<0.002				
10/7/2020					<0.002	
2/9/2021	0.00031 (J)		0.00052 (J)	<0.002		
2/10/2021		0.0014 (J)			0.028	0.00053 (J)
3/3/2021				<0.002		
3/4/2021	<0.002	<0.002	<0.002		0.0015 (J)	<0.002
8/25/2021			<0.002			<0.002
8/26/2021	<0.002	<0.002				
9/1/2021				<0.002		
9/3/2021					0.0016 (J)	
2/8/2022		<0.002				
2/10/2022	<0.002		<0.002	<0.002		<0.002
2/11/2022					0.0023 (J)	
9/1/2022	<0.002	<0.002	<0.002		<0.002	<0.002
2/8/2023	<0.002	<0.002	<0.002			<0.002
2/9/2023					<0.002	
2/10/2023				<0.002		
8/16/2023	<0.002	<0.002	<0.002	<0.002	<0.002	<0.002
2/21/2024			<0.002			
2/22/2024	<0.002	<0.002				<0.002
2/23/2024				<0.002	<0.002	
8/21/2024			0.00058 (J)			
8/22/2024				<0.002	0.0012 (J)	<0.002
8/23/2024	<0.002	<0.002				
2/26/2025	<0.002	<0.002			<0.002	<0.002
2/27/2025			<0.002			
3/17/2025				<0.002		
8/12/2025					<0.002	
8/13/2025		<0.002	<0.002			<0.002
8/14/2025	<0.002			<0.002		
2/18/2026	<0.002			<0.002	<0.002	
2/19/2026		<0.002	<0.002			<0.002
Mean	0.001723	0.001975	0.001787	0.001958	0.002975	0.001939
Std. Dev.	0.0005873	0.0001225	0.0005271	0.0002157	0.005021	0.0003001
Upper Lim.	0.002	0.002	0.002	0.002	0.0023	0.002
Lower Lim.	0.0015	0.0014	0.00085	0.0009	0.0016	0.00053

ND substitution: RL or RL/2 if <15% NDs.

Confidence Interval

Constituent: Antimony (mg/L) Analysis Run 5/6/2026 7:50 PM View: Confidence Intervals

Plant Yates Client: Southern Company Data: Yates AMA-R6

	YGWC-43	YGWC-49	YGWC-50	YAMW-1	YAMW-4	YAMW-5
8/31/2016	<0.002					
9/1/2016		<0.002				
11/15/2016		<0.002				
11/16/2016	<0.002					
2/24/2017	<0.002					
2/27/2017		0.0011 (J)				
5/9/2017		<0.002				
5/10/2017	<0.002					
7/11/2017	<0.002					
7/13/2017		<0.002				
10/11/2017		<0.002				
10/12/2017	<0.002					
4/4/2018	<0.002	<0.002				
9/20/2018	<0.002	<0.002				
8/21/2019	<0.002					
9/26/2019		<0.002		<0.002		
2/17/2020	<0.002	<0.002				
3/25/2020	0.00031 (J)	0.00053 (J)		<0.002		
9/23/2020					0.00065 (J)	
9/24/2020		<0.002		<0.002		0.00033 (J)
9/25/2020	<0.002					
2/9/2021	<0.002	<0.002		0.00037 (J)	0.0011 (J)	<0.002
3/3/2021				0.025	0.00062 (J)	
3/4/2021	<0.002	<0.002				<0.002
8/25/2021					<0.002	
8/26/2021						<0.002
9/1/2021		<0.002		0.0024 (J)		
9/27/2021	<0.002					
2/8/2022	<0.002	<0.002				
2/10/2022				<0.002	<0.002	<0.002
8/31/2022		<0.002		0.0016 (J)		
9/1/2022	<0.002				<0.002	<0.002
2/8/2023	<0.002				<0.002	<0.002
2/9/2023		<0.002		<0.002		
8/16/2023	0.0026 (J)	<0.002		<0.002	<0.002	<0.002
8/17/2023			<0.002			
12/20/2023			<0.002			
2/21/2024		<0.002				
2/22/2024	<0.002		0.00076 (J)		<0.002	<0.002
2/23/2024				0.0023 (J)		
6/10/2024			0.0034			
8/22/2024	<0.002	<0.002		<0.002		
8/23/2024			0.00078 (J)		0.0013 (J)	<0.002
11/26/2024			0.00092 (J)			
2/26/2025		<0.002	0.00062 (J)	<0.002	<0.002	
2/27/2025	<0.002					<0.002
5/21/2025			<0.002			
7/31/2025				0.0013 (J)		
8/13/2025					<0.002	<0.002
8/14/2025	<0.002	<0.002				
10/8/2025			<0.002			
2/18/2026	<0.002			<0.002		

ND substitution: RL or RL/2 if <15% NDs.

Confidence Interval

Constituent: Antimony (mg/L) Analysis Run 5/6/2026 7:50 PM View: Confidence Intervals

Plant Yates Client: Southern Company Data: Yates AMA-R6

	YGWC-43	YGWC-49	YGWC-50	YAMW-1	YAMW-4	YAMW-5
2/19/2026		<0.002	<0.002		<0.002	<0.002
Mean	0.001955	0.001901	0.001648	0.003398	0.001667	0.001872
Std. Dev.	0.000371	0.000345	0.0008704	0.005995	0.0005466	0.0004632
Upper Lim.	0.0026	0.002	0.001743	0.0023	0.002	0.002
Lower Lim.	0.00031	0.0011	0.0003233	0.0016	0.00065	0.00033

ND substitution: RL or RL/2 if <15% NDs.

Confidence Interval

Constituent: Antimony (mg/L) Analysis Run 5/6/2026 7:50 PM View: Confidence Intervals

Plant Yates Client: Southern Company Data: Yates AMA-R6

	PZ-35	PZ-37D	PZ-37	PZ-52D	PZ-54D
10/12/2017			<0.002		
11/21/2017			<0.002		
1/11/2018			<0.002		
2/20/2018			<0.002		
4/3/2018			<0.002		
6/29/2018			<0.002		
8/6/2018			<0.002		
9/24/2018			<0.002		
9/26/2019	<0.002				
3/25/2020	<0.002				
9/24/2020	<0.002				
9/25/2020			0.0014 (J)		
2/9/2021			0.00035 (J)		
2/10/2021	<0.002				
3/4/2021	0.00039 (J)		<0.002		
5/13/2021		0.00052			
8/25/2021			<0.002		
9/1/2021	<0.002				
9/3/2021		<0.002			
11/4/2021				<0.002	
2/10/2022	<0.002		<0.002		
2/11/2022		<0.002		<0.002	
4/4/2022			<0.002		
4/7/2022			<0.002		
8/31/2022	<0.002				
9/1/2022		<0.002	0.00091 (J)	<0.002	
2/8/2023		0.0015 (J)	<0.002	<0.002	
2/9/2023	<0.002				
8/16/2023	<0.002	<0.002			
8/17/2023			<0.002	<0.002	
2/21/2024		<0.002	<0.002	<0.002	
2/23/2024	<0.002				
6/12/2024					0.0013 (J)
8/21/2024		0.0013 (J)	0.0085	0.00081 (J)	
8/22/2024	<0.002				
11/7/2024					0.00082 (J)
2/25/2025	<0.002				
2/27/2025		<0.002	0.001 (J)	0.016	<0.002
7/31/2025	0.00058 (J)				
8/13/2025				0.0023	<0.002
8/14/2025		<0.002	0.0012 (J)		
2/18/2026		<0.002	0.00047 (J)	0.003	<0.002
Mean	0.001784	0.001756	0.001993	0.003411	0.001624
Std. Dev.	0.0005514	0.0004772	0.001515	0.004455	0.0005421
Upper Lim.	0.002	0.002	0.002	0.003	0.002
Lower Lim.	0.00058	0.0013	0.0014	0.002	0.00082

ND substitution: RL or RL/2 if <15% NDs.

Confidence Interval

Constituent: Arsenic (mg/L) Analysis Run 5/6/2026 7:50 PM View: Confidence Intervals

Plant Yates Client: Southern Company Data: Yates AMA-R6

	YGWC-38	YGWC-41	YGWC-23S	YGWC-24SB	YGWC-36A	YGWC-42
6/7/2016			<0.002			
6/8/2016				<0.002		
7/28/2016			<0.002			
8/1/2016				<0.002		
8/30/2016						0.0023 (J)
9/2/2016					<0.002	
9/20/2016			<0.002	<0.002		
11/8/2016			<0.002	<0.002		
11/14/2016					<0.002	
11/16/2016						0.0017 (J)
1/16/2017			<0.002			
1/17/2017				<0.002		
2/27/2017						0.002 (J)
2/28/2017					0.0006 (J)	
3/8/2017				<0.002		
3/9/2017			<0.002			
5/2/2017			0.0004 (J)	0.0005 (J)		
5/9/2017					0.0006 (J)	
5/10/2017						0.0022 (J)
7/7/2017				<0.002		
7/10/2017			<0.002			
7/11/2017						0.003 (J)
7/13/2017					<0.002	
9/22/2017					<0.002	
9/29/2017					<0.002	
10/6/2017					<0.002	
10/12/2017	0.0023 (J)	0.0011 (J)				0.0031 (J)
11/20/2017	0.0008 (J)					
11/21/2017		<0.002				
1/11/2018		<0.002				
1/12/2018	0.001 (J)					
2/19/2018		<0.002				
2/20/2018	0.00096 (J)					
3/30/2018			<0.002	<0.002	<0.002	
4/3/2018	0.0015 (J)	0.00072 (J)				
4/4/2018						0.0023 (J)
6/12/2018			<0.002	<0.002		
6/13/2018					0.00066 (J)	
6/27/2018		0.00062 (J)				
6/28/2018	0.0017 (J)					
8/7/2018	0.00072 (J)	<0.002				
9/20/2018						0.0018 (J)
9/24/2018	0.0017 (J)	0.001 (J)				
9/26/2018				<0.002	<0.002	
9/27/2018			<0.002			
3/5/2019				<0.002		
3/6/2019			<0.002		<0.002	
4/4/2019			<0.002	<0.002	<0.002	
8/22/2019	0.00055 (J)	0.00036 (J)				0.00089 (J)
9/26/2019				<0.002	<0.002	
9/27/2019			<0.002			
10/9/2019	0.00057 (J)	0.00052 (J)				0.00078 (J)

ND substitution: RL or RL/2 if <15% NDs.

Confidence Interval

Constituent: Arsenic (mg/L) Analysis Run 5/6/2026 7:50 PM View: Confidence Intervals

Plant Yates Client: Southern Company Data: Yates AMA-R6

	YGWC-38	YGWC-41	YGWC-23S	YGWC-24SB	YGWC-36A	YGWC-42
2/13/2020				<0.002		
2/14/2020	0.0021 (J)	0.0014 (J)			0.0026 (J)	0.0033 (J)
2/17/2020			0.0019 (J)			
3/25/2020	0.00068 (J)	0.001 (J)			<0.002	0.0013 (J)
3/26/2020			0.0012 (J)	0.0015 (J)		
9/23/2020				<0.002		
9/24/2020			<0.002			<0.002
9/25/2020	<0.002	<0.002				
10/7/2020					<0.002	
2/9/2021	0.00098 (J)		<0.002	<0.002		
2/10/2021		<0.002			0.00088 (J)	0.0016 (J)
3/3/2021				<0.002		
3/4/2021	<0.002	<0.002	<0.002		<0.002	<0.002
8/25/2021			<0.002			0.0014 (J)
8/26/2021	0.0013 (J)	<0.002				
9/1/2021				<0.002		
9/3/2021					<0.002	
2/8/2022		0.0021 (J)				
2/10/2022	0.0017 (J)		0.0025 (J)	0.0024 (J)		0.0026 (J)
2/11/2022					0.0014 (J)	
9/1/2022	<0.002	<0.002	<0.002		<0.002	<0.002
2/8/2023	<0.002	0.0027 (J)	<0.002			0.0025 (J)
2/9/2023					0.0047 (J)	
2/10/2023				0.0035 (J)		
8/16/2023	<0.002	<0.002	<0.002	<0.002	<0.002	<0.002
2/21/2024			<0.002			
2/22/2024	<0.002	<0.002				0.0014 (J)
2/23/2024				<0.002	<0.002	
8/21/2024			<0.002			
8/22/2024				<0.002	<0.002	0.0021 (J)
8/23/2024	<0.002	<0.002				
2/26/2025	<0.002	<0.002			<0.002	<0.002
2/27/2025			<0.002			
3/17/2025				<0.002		
8/12/2025					<0.002	
8/13/2025		<0.002	<0.002			<0.002
8/14/2025	<0.002			<0.002		
2/18/2026	<0.002			<0.002	<0.002	
2/19/2026		<0.002	<0.002			<0.002
Mean	0.001542	0.001661	0.001931	0.001996	0.001912	0.002011
Std. Dev.	0.0005761	0.0006197	0.0003444	0.0004264	0.0007259	0.0006109
Upper Lim.	0.002	0.002	0.002	0.0024	0.002	0.002145
Lower Lim.	0.00098	0.0011	0.0019	0.0015	0.0014	0.001432

ND substitution: RL or RL/2 if <15% NDs.

Confidence Interval

Constituent: Arsenic (mg/L) Analysis Run 5/6/2026 7:50 PM View: Confidence Intervals

Plant Yates Client: Southern Company Data: Yates AMA-R6

	YGWC-43	YGWC-49	YGWC-50	YAMW-1	YAMW-3	YAMW-4
8/31/2016	<0.002					
9/1/2016		<0.002				
11/15/2016		<0.002				
11/16/2016	<0.002					
2/24/2017	<0.002					
2/27/2017		<0.002				
5/9/2017		<0.002				
5/10/2017	<0.002					
7/11/2017	<0.002					
7/13/2017		<0.002				
10/11/2017		0.0006 (J)				
10/12/2017	<0.002					
4/4/2018	<0.002	<0.002				
9/20/2018	0.00099 (J)	0.001 (J)				
10/16/2018				<0.002		
8/21/2019	<0.002					
9/26/2019		<0.002		<0.002		
10/9/2019	0.00051 (J)					
2/17/2020	<0.002	0.0028 (J)				
3/25/2020	0.0007 (J)	0.00086 (J)		<0.002		
9/23/2020						<0.002
9/24/2020		<0.002		<0.002		
9/25/2020	<0.002					
2/9/2021	<0.002	<0.002		<0.002		0.001 (J)
3/3/2021				<0.002		0.00079 (J)
3/4/2021	<0.002	<0.002				
8/25/2021						<0.002
9/1/2021		<0.002		<0.002		
9/27/2021	<0.002					
2/8/2022	0.0022 (J)	<0.002				
2/10/2022				0.0023 (J)	0.0038 (J)	0.0026 (J)
8/31/2022		<0.002		<0.002		
9/1/2022	<0.002				<0.002	<0.002
2/8/2023	0.0033 (J)					0.0037 (J)
2/9/2023		<0.002		0.0034 (J)	<0.002	
8/16/2023	<0.002	<0.002		<0.002	<0.002	<0.002
8/17/2023			<0.002			
12/20/2023			0.0019 (J)			
2/21/2024		<0.002			0.0015 (J)	
2/22/2024	<0.002		0.0016 (J)			0.001 (J)
2/23/2024				<0.002		
6/10/2024			0.0014 (J)			
8/22/2024	0.00095 (J)	<0.002		0.00093 (J)	0.0022 (J)	
8/23/2024			0.0044 (J)			0.0024 (J)
11/26/2024			0.0045 (J)			
2/26/2025		<0.002	<0.002	<0.002	<0.002	<0.002
2/27/2025	<0.002					
5/21/2025			<0.002			
7/31/2025				<0.002		
8/13/2025					<0.002	<0.002
8/14/2025	<0.002	<0.002				
10/8/2025			<0.002			

ND substitution: RL or RL/2 if <15% NDs.

Confidence Interval

Constituent: Arsenic (mg/L) Analysis Run 5/6/2026 7:50 PM View: Confidence Intervals

Plant Yates Client: Southern Company Data: Yates AMA-R6

	YGWC-43	YGWC-49	YGWC-50	YAMW-1	YAMW-3	YAMW-4
2/18/2026	<0.002			<0.002		
2/19/2026		<0.002	<0.002		<0.002	<0.002
Mean	0.001866	0.001886	0.00238	0.002039	0.002167	0.001961
Std. Dev.	0.000552	0.0004466	0.00111	0.0004597	0.0006403	0.0007558
Upper Lim.	0.0022	0.002	0.0044	0.0023	0.0038	0.0026
Lower Lim.	0.00099	0.001	0.0016	0.00093	0.0015	0.001

ND substitution: RL or RL/2 if <15% NDs.

Confidence Interval

Constituent: Arsenic (mg/L) Analysis Run 5/6/2026 7:50 PM View: Confidence Intervals

Plant Yates Client: Southern Company Data: Yates AMA-R6

	YAMW-5	PZ-35	PZ-37D	PZ-37	PZ-51	PZ-52D
10/12/2017				0.0014 (J)		
11/21/2017				0.0008 (J)		
1/11/2018				0.0006 (J)		
2/20/2018				<0.002		
4/3/2018				0.0012 (J)		
6/29/2018				0.0011 (J)		
8/6/2018				<0.002		
9/24/2018				0.00094 (J)		
10/16/2018		0.00069 (J)				
9/26/2019		<0.002				
3/25/2020		<0.002				
9/24/2020	0.0015 (J)	<0.002				
9/25/2020				<0.002		
2/9/2021	0.00095 (J)			0.0015 (J)		
2/10/2021		0.00096 (J)				
3/4/2021	<0.002	<0.002		<0.002		
5/13/2021			<0.002			
8/25/2021				0.0014 (J)		
8/26/2021	<0.002					
9/1/2021		<0.002				
9/3/2021			<0.002			
11/4/2021						0.0019 (J)
2/10/2022	0.0024 (J)	0.0018 (J)		0.0017 (J)	0.0013 (J)	
2/11/2022			<0.002			0.0014 (J)
4/4/2022				0.0034 (J)		
4/7/2022				0.0035 (J)		
8/31/2022		<0.002				
9/1/2022	<0.002		<0.002	<0.002	<0.002	<0.002
2/8/2023	0.0038 (J)		<0.002	<0.002		0.0032 (J)
2/9/2023		0.0028 (J)			<0.002	
8/16/2023	<0.002	<0.002	<0.002		<0.002	
8/17/2023				<0.002		<0.002
2/21/2024			0.0014 (J)	0.0023 (J)		0.0013 (J)
2/22/2024	0.0011 (J)				<0.002	
2/23/2024		<0.002				
8/21/2024			0.0038 (J)	0.0037 (J)		0.0055
8/22/2024		0.0014 (J)			0.0017 (J)	
8/23/2024	0.0025 (J)					
2/25/2025		<0.002				
2/27/2025	<0.002		<0.002	<0.002	<0.002	<0.002
7/31/2025		<0.002				
8/13/2025	<0.002					<0.002
8/14/2025			<0.002	<0.002	<0.002	
2/18/2026			<0.002	<0.002	<0.002	<0.002
2/19/2026	<0.002					
Mean	0.002019	0.001843	0.002109	0.001893	0.001889	0.00233
Std. Dev.	0.0006957	0.0004978	0.000589	0.0007966	0.0002421	0.001223
Upper Lim.	0.0025	0.0028	0.002	0.001956	0.002	0.0032
Lower Lim.	0.0011	0.0014	0.002	0.001033	0.0013	0.0014

ND substitution: RL or RL/2 if <15% NDs.

Confidence Interval

Constituent: Arsenic (mg/L) Analysis Run 5/6/2026 7:50 PM View: Confidence Intervals

Plant Yates Client: Southern Company Data: Yates AMA-R6

	PZ-54D
6/12/2024	0.012
11/7/2024	0.0015 (J)
2/27/2025	0.0021 (J)
8/13/2025	0.0065
2/18/2026	0.0092
Mean	0.00626
Std. Dev.	0.004517
Upper Lim.	0.01383
Lower Lim.	0

Confidence Interval

Constituent: Barium (mg/L) Analysis Run 5/6/2026 7:50 PM View: Confidence Intervals

Plant Yates Client: Southern Company Data: Yates AMA-R6

	YGWC-38	YGWC-41	YGWC-23S	YGWC-24SB	YGWC-36A	YGWC-42
6/7/2016			0.045			
6/8/2016				0.02		
7/28/2016			0.0511			
8/1/2016				0.02		
8/30/2016						0.0455
9/2/2016					0.0409	
9/20/2016			0.0561	0.0203		
11/8/2016			0.054	0.0191		
11/14/2016					0.0182	
11/16/2016						0.0541
1/16/2017			0.0528			
1/17/2017				0.0192		
2/27/2017						0.0573
2/28/2017					0.023	
3/8/2017				0.0189		
3/9/2017			0.0469			
5/2/2017			0.0427	0.019		
5/9/2017					0.0349	
5/10/2017						0.0517
7/7/2017				0.019		
7/10/2017			0.0395			
7/11/2017						0.0451
7/13/2017					0.0484	
9/22/2017					0.0491	
9/29/2017					0.0452	
10/6/2017					0.0508	
10/12/2017	0.0269	0.0394				0.0429
11/20/2017	0.0255					
11/21/2017		0.032				
1/11/2018		0.03				
1/12/2018	0.0236					
2/19/2018		0.031				
2/20/2018	0.026					
3/30/2018			0.03	0.02	0.043	
4/3/2018	0.023	0.03				
4/4/2018						0.041
6/12/2018			0.024	0.018		
6/13/2018					0.046	
6/27/2018		0.028				
6/28/2018	0.024					
8/7/2018	0.023	0.027				
9/20/2018						0.038
9/24/2018	0.021	0.026				
9/26/2018				0.019	0.048	
9/27/2018			0.022			
3/5/2019				0.019		
3/6/2019			0.019		0.041	
4/4/2019			0.019	0.02	0.042	
8/22/2019	0.019	0.021				0.031
9/26/2019				0.017	0.025	
9/27/2019			0.018			
10/9/2019	0.019	0.021				0.027

Confidence Interval

Constituent: Barium (mg/L) Analysis Run 5/6/2026 7:50 PM View: Confidence Intervals

Plant Yates Client: Southern Company Data: Yates AMA-R6

	YGWC-38	YGWC-41	YGWC-23S	YGWC-24SB	YGWC-36A	YGWC-42
2/13/2020				0.016		
2/14/2020	0.019	0.024			0.026	0.031
2/17/2020			0.024			
3/25/2020	0.018	0.021			0.025	0.03
3/26/2020			0.027	0.019		
9/23/2020				0.026		
9/24/2020			0.035			0.026
9/25/2020	0.015	0.016				
10/7/2020					0.04	
2/9/2021	0.016		0.042	0.031		
2/10/2021		0.017			0.035	0.031
3/3/2021				0.025		
3/4/2021	0.016	0.017	0.043		0.028	0.03
8/25/2021			0.049			0.027
8/26/2021	0.016	0.018				
9/1/2021				0.025		
9/3/2021					0.038	
2/8/2022		0.021				
2/10/2022	0.016		0.058	0.026		0.026
2/11/2022					0.044	
9/1/2022	0.014	0.019	0.053		0.059	0.023
2/8/2023	0.016	0.022	0.053			0.023
2/9/2023					0.097	
2/10/2023				0.031		
8/16/2023	0.015	0.02	0.052	0.025	0.19	0.024
2/21/2024			0.053			
2/22/2024	0.015	0.019				0.021
2/23/2024				0.032	0.13	
8/21/2024			0.057			
8/22/2024				0.025	0.089	0.022
8/23/2024	0.016	0.019				
2/26/2025	0.017	0.021			0.073	0.023
2/27/2025			0.08			
3/17/2025				0.027		
8/12/2025					0.059	
8/13/2025		0.019	0.076			0.021
8/14/2025	0.015			0.028		
2/18/2026	0.018			0.026	0.045	
2/19/2026		0.021	0.076			0.023
Mean	0.01892	0.02318	0.04476	0.02252	0.05288	0.03258
Std. Dev.	0.004003	0.005796	0.01712	0.00458	0.03551	0.01111
Upper Lim.	0.02065	0.02568	0.05261	0.02422	0.0578	0.03688
Lower Lim.	0.01681	0.0202	0.03692	0.02015	0.03615	0.02665

Confidence Interval

Constituent: Barium (mg/L) Analysis Run 5/6/2026 7:50 PM View: Confidence Intervals

Plant Yates Client: Southern Company Data: Yates AMA-R6

	YGWC-43	YGWC-49	YGWC-50	YAMW-1	YAMW-2	YAMW-3
8/31/2016	0.0065 (J)					
9/1/2016		0.077				
11/15/2016		0.0772				
11/16/2016	0.0092 (J)					
2/24/2017	0.0144					
2/27/2017		0.0888				
5/9/2017		0.0792				
5/10/2017	0.0173					
7/11/2017	0.0183					
7/13/2017		0.0839				
10/11/2017		0.078				
10/12/2017	0.0205					
4/4/2018	0.024	0.074				
9/20/2018	0.035	0.074				
10/16/2018				0.048		
8/21/2019	0.03					
9/26/2019		0.065		0.047		
10/9/2019	0.04					
2/17/2020	0.037	0.071				
3/25/2020	0.033	0.071		0.04		
9/23/2020					0.0092 (J)	
9/24/2020		0.066		0.028		
9/25/2020	0.046					
2/9/2021	0.041	0.071		0.039	0.0085 (J)	
3/3/2021				0.035	0.0082	
3/4/2021	0.039	0.069				
9/1/2021		0.066		0.075	0.0072	
9/27/2021	0.0097					
2/8/2022	0.029	0.07				
2/10/2022				0.084	0.0074	0.038
8/31/2022		0.058		0.085		
9/1/2022	0.029				0.0092	0.024
2/8/2023	0.031				0.0064	
2/9/2023		0.063		0.078		0.045
8/16/2023	0.029	0.058		0.092		0.026
8/17/2023			0.022		0.0092	
12/20/2023			0.02			
2/21/2024		0.054				0.032
2/22/2024	0.028		0.018		0.0068	
2/23/2024				0.087		
6/10/2024			0.016			
8/21/2024					0.0089	
8/22/2024	0.035	0.054		0.086		0.031
8/23/2024			0.017			
11/26/2024			0.019			
2/26/2025		0.055	0.017	0.083	0.01	0.034
2/27/2025	0.031					
5/21/2025			0.015 (J)			
7/31/2025				0.062		
8/13/2025					0.0083	0.028
8/14/2025	0.028	0.048				
10/8/2025			0.015			

Confidence Interval

Constituent: Barium (mg/L) Analysis Run 5/6/2026 7:50 PM View: Confidence Intervals

Plant Yates Client: Southern Company Data: Yates AMA-R6

	YGWC-43	YGWC-49	YGWC-50	YAMW-1	YAMW-2	YAMW-3
2/18/2026	0.028			0.1		
2/19/2026		0.052	0.015 (J)		0.0079	0.031
Mean	0.02756	0.06763	0.0174	0.06681	0.008246	0.03211
Std. Dev.	0.01041	0.01071	0.002366	0.02363	0.00107	0.006392
Upper Lim.	0.03274	0.07309	0.01951	0.08218	0.009042	0.03828
Lower Lim.	0.02237	0.06217	0.01529	0.05144	0.007451	0.02594

Confidence Interval

Constituent: Barium (mg/L) Analysis Run 5/6/2026 7:50 PM View: Confidence Intervals

Plant Yates Client: Southern Company Data: Yates AMA-R6

	YAMW-4	YAMW-5	PZ-35	PZ-37D	PZ-37	PZ-51
10/12/2017					0.064	
11/21/2017					0.0579	
1/11/2018					0.0549	
2/20/2018					0.059	
4/3/2018					0.051	
6/29/2018					0.054	
8/6/2018					0.048	
9/24/2018					0.047	
10/16/2018			0.063			
9/26/2019			0.039			
3/25/2020			0.039			
9/23/2020	0.0063 (J)					
9/24/2020		0.057	0.034			
9/25/2020					0.034	
2/9/2021	0.02	0.042			0.036	
2/10/2021			0.032			
3/3/2021	0.021					
3/4/2021		0.039	0.033		0.036	
5/13/2021				0.015		
8/25/2021	0.0037 (J)				0.035	
8/26/2021		0.036				
9/1/2021			0.067			
9/3/2021				0.015		
2/10/2022	0.0033 (J)	0.034	0.074		0.029	0.017
2/11/2022				0.013		
4/4/2022					0.024	
4/7/2022					0.026	
8/31/2022			0.1			
9/1/2022	0.003 (J)	0.034		0.033	0.023	0.013
2/8/2023	0.003 (J)	0.039		0.018	0.022	
2/9/2023			0.13			0.015
8/16/2023	0.0031 (J)	0.036	0.18	0.021		0.014
8/17/2023					0.023	
2/21/2024				0.02	0.021	
2/22/2024	0.003 (J)	0.035				0.015
2/23/2024			0.21			
8/21/2024				0.028	0.022	
8/22/2024			0.15			0.014
8/23/2024	0.0031 (J)	0.035				
2/25/2025			0.25			
2/26/2025	0.0033 (J)					
2/27/2025		0.038		0.021	0.023	0.015
7/31/2025			0.096			
8/13/2025	0.0032 (J)	0.032				
8/14/2025				0.019	0.02	0.013
2/18/2026				0.022	0.02	0.014
2/19/2026	0.0031 (J)	0.035				
Mean	0.006085	0.03785	0.0998	0.02045	0.03608	0.01444
Std. Dev.	0.006461	0.006336	0.06993	0.005837	0.01492	0.001236
Upper Lim.	0.02	0.042	0.1376	0.02532	0.04212	0.01564
Lower Lim.	0.003	0.034	0.05112	0.01559	0.02732	0.01325

Confidence Interval

Constituent: Barium (mg/L) Analysis Run 5/6/2026 7:50 PM View: Confidence Intervals

Plant Yates Client: Southern Company Data: Yates AMA-R6

	PZ-52D	PZ-54D	PZ-55
11/4/2021	0.026		
2/11/2022	0.032		
9/1/2022	0.015		
2/8/2023	0.012		
8/17/2023	0.011		
2/21/2024	0.0091		
2/22/2024			0.045
6/12/2024		0.92	
8/21/2024	0.0079		0.042
11/7/2024		0.042	
2/27/2025	0.016	0.04	0.044
8/13/2025	0.0096	0.036	
8/14/2025			0.056
2/18/2026	0.0096	0.045	
2/19/2026			0.036
Mean	0.01482	0.2166	0.0446
Std. Dev.	0.008022	0.3932	0.007266
Upper Lim.	0.02105	0.92	0.05678
Lower Lim.	0.008401	0.036	0.03242

Confidence Interval

Constituent: Beryllium (mg/L) Analysis Run 5/6/2026 7:50 PM View: Confidence Intervals

Plant Yates Client: Southern Company Data: Yates AMA-R6

	YGWC-38	YGWC-41	YGWC-23S	YGWC-24SB	YGWC-36A	YGWC-42
6/7/2016			<0.003			
6/8/2016				<0.0004		
7/28/2016			<0.003			
8/1/2016				0.0001 (J)		
8/30/2016						9E-05 (J)
9/2/2016					0.0003 (J)	
9/20/2016			0.0001 (J)	0.0001 (J)		
11/8/2016			0.0001 (J)	0.0001 (J)		
11/14/2016					9E-05 (J)	
11/16/2016						<0.0004
1/16/2017			0.0001 (J)			
1/17/2017				0.0001 (J)		
2/27/2017						<0.0004
2/28/2017					0.0001 (J)	
3/8/2017				0.0001 (J)		
3/9/2017			0.0001 (J)			
5/2/2017			9E-05 (J)	0.0001 (J)		
5/9/2017					0.0002 (J)	
5/10/2017						9E-05 (J)
7/7/2017				0.0001 (J)		
7/10/2017			<0.003			
7/11/2017						0.0001 (J)
7/13/2017					0.0003 (J)	
9/22/2017					0.0003 (J)	
9/29/2017					0.0003 (J)	
10/6/2017					0.0003 (J)	
10/12/2017	0.0057	0.0036				<0.0004
11/20/2017	0.0053					
11/21/2017		0.0036				
1/11/2018		0.0037				
1/12/2018	0.0053					
2/19/2018		0.0039				
2/20/2018	0.0053					
3/30/2018			<0.003	<0.0004	<0.003	
4/3/2018	0.0056	0.0037				
4/4/2018						<0.0004
6/12/2018			8.1E-05 (J)	0.00012 (J)		
6/13/2018					0.00035 (J)	
6/27/2018		0.0038				
6/28/2018	0.0059					
8/7/2018	0.0058	0.0037				
9/20/2018						<0.0004
9/24/2018	0.0051	0.0032				
9/26/2018				0.00014 (J)	0.00032 (J)	
9/27/2018			9E-05 (J)			
3/5/2019				0.00016 (J)		
3/6/2019			6.6E-05 (J)		0.00029 (J)	
4/4/2019			7.2E-05 (J)	0.00015 (J)	0.00033 (J)	
8/22/2019	0.0049	0.0026 (J)				<0.0004
9/26/2019				0.00014 (J)	0.00029 (J)	
9/27/2019			7.7E-05 (J)			
10/9/2019	0.0046	0.0026 (J)				<0.0004

ND substitution: RL or RL/2 if <15% NDs.

Confidence Interval

Constituent: Beryllium (mg/L) Analysis Run 5/6/2026 7:50 PM View: Confidence Intervals

Plant Yates Client: Southern Company Data: Yates AMA-R6

	YGWC-38	YGWC-41	YGWC-23S	YGWC-24SB	YGWC-36A	YGWC-42
2/13/2020				0.00014 (J)		
2/14/2020	0.0042	0.0026 (J)			0.00019 (J)	<0.0004
2/17/2020			8.1E-05 (J)			
3/25/2020	0.0038	0.0026 (J)			0.00022 (J)	<0.0004
3/26/2020			9E-05 (J)	0.00016 (J)		
9/23/2020				6.1E-05 (J)		
9/24/2020			0.00015 (J)			6.7E-05
9/25/2020	0.0033	0.002 (J)				
10/7/2020					0.00014 (J)	
2/9/2021	0.0029 (J)		0.00015 (J)	0.00013 (J)		
2/10/2021		0.0015 (J)			9.9E-05 (J)	5.7E-05 (J)
3/3/2021				9.9E-05 (J)		
3/4/2021	0.0029	0.0015	0.00013 (J)		0.00016 (J)	<0.0004
8/25/2021			0.00019 (J)			<0.0004
8/26/2021	0.0028	0.0012				
9/1/2021				0.00014 (J)		
9/3/2021					0.00035 (J)	
2/8/2022		0.0016				
2/10/2022	0.0027		0.00023 (J)	0.00016 (J)		6.1E-05 (J)
2/11/2022					0.00043 (J)	
9/1/2022	0.0022	0.0013	0.00019 (J)		0.00053	<0.0004
2/8/2023	0.002	0.0013	0.00022 (J)			6.2E-05 (J)
2/9/2023					0.00066	
2/10/2023				5.4E-05 (J)		
8/16/2023	0.0018	0.0012	0.0002 (J)	9.6E-05 (J)	0.0011	5.7E-05 (J)
2/21/2024			0.00019 (J)			
2/22/2024	0.0019	0.0014				<0.0004
2/23/2024				0.00015 (J)	0.0018	
8/21/2024			0.00019 (J)			
8/22/2024				0.00012 (J)	0.0021	<0.0004
8/23/2024	0.0015	0.0011				
2/26/2025	0.0018	0.0015			0.003	<0.0004
2/27/2025			0.0003 (J)			
3/17/2025				0.00016 (J)		
8/12/2025					0.0027	
8/13/2025		0.0013	0.00029 (J)			<0.0004
8/14/2025	0.0014			<0.0004		
2/18/2026	0.0015			<0.0004	0.0031	
2/19/2026		0.0015	0.0003 (J)			<0.0004
Mean	0.003608	0.00232	0.0003371	0.0001314	0.0007431	0.0002954
Std. Dev.	0.001615	0.001042	0.0004784	4.014E-05	0.0009097	0.000156
Upper Lim.	0.004282	0.0036	0.00023	0.0001502	0.0006725	0.0004
Lower Lim.	0.002657	0.0014	9E-05	0.0001127	0.0002599	9E-05

ND substitution: RL or RL/2 if <15% NDs.

Confidence Interval

Constituent: Beryllium (mg/L) Analysis Run 5/6/2026 7:50 PM View: Confidence Intervals

Plant Yates Client: Southern Company Data: Yates AMA-R6

	YGWC-43	YGWC-49	YGWC-50	YAMW-1	YAMW-2	YAMW-3
8/31/2016	<0.003					
9/1/2016		0.0001 (J)				
11/15/2016		0.0001 (J)				
11/16/2016	<0.003					
2/24/2017	<0.003					
2/27/2017		0.0001 (J)				
5/9/2017		0.0001 (J)				
5/10/2017	<0.003					
7/11/2017	<0.003					
7/13/2017		0.0001 (J)				
10/11/2017		0.0001 (J)				
10/12/2017	0.0001 (J)					
4/4/2018	<0.003	<0.0004				
9/20/2018	0.00029 (J)	0.00011 (J)				
10/16/2018				<0.0004		
8/21/2019	0.0003 (J)					
9/26/2019		0.00013 (J)		<0.0004		
10/9/2019	0.00034 (J)					
2/17/2020	0.00034 (J)	0.00011 (J)				
3/25/2020	0.00034 (J)	0.00013 (J)		0.00037 (J)		
9/23/2020					<0.0004	
9/24/2020		0.00013 (J)		5.8E-05 (J)		
9/25/2020	0.00054 (J)					
2/9/2021	0.00053 (J)	0.00013 (J)		<0.0004	5.1E-05 (J)	
3/3/2021				<0.0004	<0.0004	
3/4/2021	0.00056	0.0001 (J)				
9/1/2021		0.00012 (J)		9.5E-05 (J)	6.5E-05 (J)	
9/27/2021	0.00015 (J)					
2/8/2022	0.00037 (J)	0.00015 (J)				
2/10/2022				0.00016 (J)	7.4E-05 (J)	7.8E-05 (J)
8/31/2022		0.00017 (J)		0.00011 (J)		
9/1/2022	0.00033 (J)				5.7E-05 (J)	0.00011 (J)
2/8/2023	0.00036 (J)				5.5E-05 (J)	
2/9/2023		0.00012 (J)		0.00012 (J)		6.2E-05 (J)
8/16/2023	0.00034 (J)	0.00011 (J)		0.00028 (J)		0.00017 (J)
8/17/2023			0.0047		6.9E-05 (J)	
12/20/2023			0.0051			
2/21/2024		0.0001 (J)				0.00019 (J)
2/22/2024	0.00032 (J)		0.0049		<0.0004	
2/23/2024				0.00015 (J)		
6/10/2024			0.0046			
8/21/2024					<0.0004	
8/22/2024	0.00043 (J)	0.0001 (J)		9.5E-05 (J)		0.00012 (J)
8/23/2024			0.0041			
11/26/2024			0.0037			
2/26/2025		<0.0004	0.003	<0.0004	<0.0004	<0.0004
2/27/2025	0.00057					
5/21/2025			0.0026 (J)			
7/31/2025				<0.0004		
8/13/2025					<0.0004	<0.0004
8/14/2025	0.00055	<0.0004				
10/8/2025			0.0023			

ND substitution: RL or RL/2 if <15% NDs.

Confidence Interval

Constituent: Beryllium (mg/L) Analysis Run 5/6/2026 7:50 PM View: Confidence Intervals

Plant Yates Client: Southern Company Data: Yates AMA-R6

	YGWC-43	YGWC-49	YGWC-50	YAMW-1	YAMW-2	YAMW-3
2/18/2026	0.00064			0.00016 (J)		
2/19/2026		<0.0004	0.0016 (J)		<0.0004	<0.0004
Mean	0.001016	0.0001629	0.00366	0.0002499	0.0002439	0.0002144
Std. Dev.	0.001145	0.0001098	0.001221	0.0001409	0.0001756	0.0001447
Upper Lim.	0.00064	0.00015	0.00475	0.0004	0.0004	0.0001652
Lower Lim.	0.00033	0.0001	0.00257	0.00011	5.5E-05	7.735E-05

ND substitution: RL or RL/2 if <15% NDs.

Confidence Interval

Constituent: Beryllium (mg/L) Analysis Run 5/6/2026 7:50 PM View: Confidence Intervals

Plant Yates Client: Southern Company Data: Yates AMA-R6

	YAMW-5	PZ-35	PZ-37	PZ-51	PZ-52D	PZ-54D
10/12/2017			0.0004 (J)			
11/21/2017			0.0004 (J)			
1/11/2018			0.0003 (J)			
2/20/2018			<0.003			
4/3/2018			<0.003			
6/29/2018			0.00033 (J)			
8/6/2018			0.0002 (J)			
8/30/2018		0.00052 (J)				
9/24/2018			0.00029 (J)			
10/16/2018		0.00036 (J)				
9/26/2019		<0.003				
1/15/2020	0.00017 (J)					
3/25/2020		<0.003				
9/24/2020	8.6E-05 (J)	0.00033 (J)				
9/25/2020			0.00031 (J)			
2/9/2021	0.00015 (J)		0.00029 (J)			
2/10/2021		0.00025 (J)				
3/4/2021	0.00013 (J)	0.00025 (J)	0.00017 (J)			
8/25/2021			0.00059			
8/26/2021	0.00012 (J)					
9/1/2021		0.00045 (J)				
11/4/2021					<0.0004	
2/10/2022	0.00013 (J)	0.00055	0.001	0.0033		
2/11/2022					5.9E-05 (J)	
4/4/2022			0.0012			
4/7/2022			0.00096			
8/31/2022		0.00061				
9/1/2022	0.00011 (J)		0.0011	0.0031	<0.0004	
2/8/2023	0.00013 (J)		0.0011		<0.0004	
2/9/2023		0.0008		0.0024		
8/16/2023	0.00011 (J)	0.0011		0.0028		
8/17/2023			0.0012		8.6E-05 (J)	
2/21/2024			0.0012		<0.0004	
2/22/2024	0.00013 (J)			0.0029		
2/23/2024		0.0015				
6/12/2024						0.0033
8/21/2024			0.0011		<0.0004	
8/22/2024		0.00095		0.0032		
8/23/2024	0.00012 (J)					
11/7/2024						0.00014 (J)
2/25/2025		0.0026				
2/27/2025	0.00016 (J)		0.0015	0.0039	<0.0004	<0.0004
7/31/2025		0.00098				
8/13/2025	<0.0004				<0.0004	<0.0004
8/14/2025			0.0012	0.0034		
2/18/2026			0.0018	0.0041	<0.0004	<0.0004
2/19/2026	<0.0004					
Mean	0.000139	0.0008906	0.0008539	0.003233	0.0003345	0.000928
Std. Dev.	3.34E-05	0.0006347	0.0005104	0.0005292	0.0001382	0.001331
Upper Lim.	0.0001627	0.001206	0.001121	0.003744	0.0004	0.0033
Lower Lim.	0.0001153	0.0004721	0.000587	0.002722	8.6E-05	0.00014

ND substitution: RL or RL/2 if <15% NDs.

Confidence Interval

Constituent: Beryllium (mg/L) Analysis Run 5/6/2026 7:50 PM View: Confidence Intervals

Plant Yates Client: Southern Company Data: Yates AMA-R6

	PZ-55
2/22/2024	<0.0004
8/21/2024	<0.0004
2/27/2025	<0.0004
8/14/2025	<0.0004
2/19/2026	0.00016 (J)
Mean	0.000352
Std. Dev.	0.0001073
Upper Lim.	0.0004
Lower Lim.	0.00016

ND substitution: RL or RL/2 if <15% NDs.

Confidence Interval

Constituent: Cadmium (mg/L) Analysis Run 5/6/2026 7:50 PM View: Confidence Intervals

Plant Yates Client: Southern Company Data: Yates AMA-R6

	YGWC-38	YGWC-41	YGWC-23S	YGWC-36A	YGWC-42	YGWC-49
6/7/2016			<0.0005			
7/28/2016			<0.0005			
8/30/2016					<0.0005	
9/1/2016						<0.0005
9/2/2016				<0.001		
9/20/2016			<0.0005			
11/8/2016			7E-05 (J)			
11/14/2016				9E-05 (J)		
11/15/2016						<0.0005
11/16/2016					<0.0005	
1/16/2017			<0.0005			
2/27/2017					<0.0005	7E-05 (J)
2/28/2017				0.0001 (J)		
3/9/2017			<0.0005			
5/2/2017			<0.0005			
5/9/2017				0.0002 (J)		<0.0005
5/10/2017					0.0002 (J)	
7/10/2017			<0.0005			
7/11/2017					0.0005 (J)	
7/13/2017				0.0002 (J)		<0.0005
9/22/2017				0.0002 (J)		
9/29/2017				0.0002 (J)		
10/6/2017				0.0002 (J)		
10/11/2017						<0.0005
10/12/2017	0.003	0.0002 (J)			0.0006 (J)	
11/20/2017	0.0027					
11/21/2017		0.0003 (J)				
1/11/2018		0.0002 (J)				
1/12/2018	0.0029					
2/19/2018		<0.0005				
2/20/2018	0.0029					
3/30/2018			<0.0005	<0.001		
4/3/2018	0.0027	<0.0005				
4/4/2018					<0.0005	<0.0005
6/12/2018			<0.0005			
6/13/2018				0.00019 (J)		
6/27/2018		0.00025 (J)				
6/28/2018	0.0029					
8/7/2018	0.0027	0.00024 (J)				
9/20/2018					0.0002 (J)	<0.0005
9/24/2018	0.0027	0.00021 (J)				
9/26/2018				0.00018 (J)		
9/27/2018			<0.0005			
3/6/2019			<0.0005	0.00015 (J)		
4/4/2019			<0.0005	0.00019 (J)		
8/22/2019	0.0023 (J)	0.00015 (J)			0.00017 (J)	
9/26/2019				0.00017 (J)		<0.0005
9/27/2019			<0.0005			
10/9/2019	0.0021 (J)	0.00017 (J)			0.00025 (J)	
2/14/2020	0.0021 (J)	0.0002 (J)		0.00017 (J)	0.00025 (J)	
2/17/2020			<0.0005			<0.0005
3/25/2020	0.0018 (J)	0.00018 (J)		0.00019 (J)	0.00021 (J)	<0.0005

ND substitution: RL or RL/2 if <15% NDs.

Confidence Interval

Constituent: Cadmium (mg/L) Analysis Run 5/6/2026 7:50 PM View: Confidence Intervals

Plant Yates Client: Southern Company Data: Yates AMA-R6

	YGWC-38	YGWC-41	YGWC-23S	YGWC-36A	YGWC-42	YGWC-49
3/26/2020			<0.0005			
9/24/2020			<0.0005		0.00014 (J)	<0.0005
9/25/2020	0.0015 (J)	0.00014 (J)				
10/7/2020				0.00012 (J)		
2/9/2021	0.0014 (J)		<0.0005			<0.0005
2/10/2021		<0.0005		<0.0005	<0.0005	
3/4/2021	0.0013	<0.0005	<0.0005	<0.0005	<0.0005	<0.0005
8/25/2021			<0.0005		<0.0005	
8/26/2021	0.0011	<0.0005				
9/1/2021						<0.0005
9/3/2021				<0.0005		
2/8/2022		0.00012 (J)				<0.0005
2/10/2022	0.0011		<0.0005		<0.0005	
2/11/2022				<0.0005		
8/31/2022						<0.0005
9/1/2022	0.00094	<0.0005	<0.0005	<0.0005	<0.0005	
2/8/2023	0.00068	<0.0005	<0.0005		0.00014 (J)	
2/9/2023				<0.0005		<0.0005
8/16/2023	0.00074	<0.0005	<0.0005	<0.0005	<0.0005	<0.0005
2/21/2024			<0.0005			<0.0005
2/22/2024	0.00074	<0.0005			<0.0005	
2/23/2024				<0.0005		
8/21/2024			<0.0005			
8/22/2024				0.00014 (J)	<0.0005	<0.0005
8/23/2024	0.00063	<0.0005				
2/26/2025	0.00064	<0.0005		0.00019 (J)	<0.0005	<0.0005
2/27/2025			<0.0005			
8/12/2025				0.00016 (J)		
8/13/2025		<0.0005	<0.0005		<0.0005	
8/14/2025	0.00053					<0.0005
2/18/2026	0.00052			0.00021 (J)		
2/19/2026		<0.0005	<0.0005		0.00014 (J)	<0.0005
Mean	0.001705	0.0003544	0.0004852	0.0003708	0.000392	0.0004821
Std. Dev.	0.0009174	0.0001584	7.985E-05	0.0001714	0.0001588	8.777E-05
Upper Lim.	0.0027	0.0005	0.0005	0.0005	0.0005	0.0005
Lower Lim.	0.00074	0.0002	7E-05	0.00014	0.00021	7E-05

ND substitution: RL or RL/2 if <15% NDs.

Confidence Interval

Constituent: Cadmium (mg/L) Analysis Run 5/6/2026 7:50 PM View: Confidence Intervals

Plant Yates Client: Southern Company Data: Yates AMA-R6

	YGWC-50	YAMW-1	YAMW-2	YAMW-3	YAMW-5	PZ-35
10/16/2018		0.00014 (J)				<0.0005
9/26/2019		<0.0005				<0.0005
3/25/2020		<0.0005				0.00016 (J)
9/23/2020			<0.0005			
9/24/2020		0.00017 (J)			0.00018 (J)	<0.0005
2/9/2021		0.00013 (J)	<0.0005		0.00025 (J)	
2/10/2021						<0.0005
3/3/2021		<0.0005	<0.0005			
3/4/2021					0.00018 (J)	<0.0005
8/26/2021					0.00021 (J)	
9/1/2021		0.00023 (J)	<0.0005			<0.0005
2/10/2022		0.00018 (J)	<0.0005	<0.0005	0.00022 (J)	<0.0005
8/31/2022		0.00015 (J)				0.00011 (J)
9/1/2022			0.00015 (J)	<0.0005	0.00023 (J)	
2/8/2023			<0.0005		0.00046 (J)	
2/9/2023		<0.0005		<0.0005		0.00025 (J)
8/16/2023		0.00021 (J)		0.00048 (J)	0.00022 (J)	0.0002 (J)
8/17/2023	0.018		<0.0005			
12/20/2023	0.012					
2/21/2024				0.00035 (J)		
2/22/2024	0.011		<0.0005		0.00022 (J)	
2/23/2024		0.00023 (J)				0.00027 (J)
6/10/2024	0.013					
8/21/2024			<0.0005			
8/22/2024		0.00018 (J)		0.00025 (J)		0.00021 (J)
8/23/2024	0.01				0.00023 (J)	
11/26/2024	0.015					
2/25/2025						0.00074
2/26/2025	0.011	0.00021 (J)	<0.0005	0.00022 (J)		
2/27/2025					0.00021 (J)	
5/21/2025	0.0079					
7/31/2025		0.00018 (J)				0.00019 (J)
8/13/2025			<0.0005	0.00014 (J)	0.00019 (J)	
10/8/2025	0.0071					
2/18/2026		0.00028 (J)				
2/19/2026	0.007		<0.0005	0.00018 (J)	0.00021 (J)	
Mean	0.0112	0.0002681	0.0004731	0.0003467	0.0002315	0.0003753
Std. Dev.	0.003519	0.0001431	9.707E-05	0.0001517	7.151E-05	0.0001847
Upper Lim.	0.01434	0.0005	0.0005	0.0003678	0.00025	0.00074
Lower Lim.	0.008061	0.00015	0.00015	0.0001673	0.00019	0.00019

ND substitution: RL or RL/2 if <15% NDs.

Confidence Interval

Constituent: Cadmium (mg/L) Analysis Run 5/6/2026 7:50 PM View: Confidence Intervals

Plant Yates Client: Southern Company Data: Yates AMA-R6

	PZ-37	PZ-51	PZ-52D	PZ-54D	PZ-55
10/12/2017	0.0002 (J)				
11/21/2017	0.0002 (J)				
1/11/2018	0.0004 (J)				
2/20/2018	<0.001				
4/3/2018	<0.001				
6/29/2018	0.00099 (J)				
8/6/2018	0.00063 (J)				
9/24/2018	0.00069 (J)				
9/25/2020	0.00039 (J)				
2/9/2021	0.00042 (J)				
3/4/2021	0.00028 (J)				
8/25/2021	0.00094				
11/4/2021			<0.0005		
2/10/2022	0.00093	0.0019			
2/11/2022			<0.0005		
4/4/2022	0.00089				
4/7/2022	0.00082				
9/1/2022	0.0009	0.0017	<0.0005		
2/8/2023	0.00076		<0.0005		
2/9/2023		0.0018			
8/16/2023		0.0017			
8/17/2023	0.00085		<0.0005		
2/21/2024	0.00086		<0.0005		
2/22/2024		0.0017			0.00069
6/12/2024				0.00042 (J)	
8/21/2024	0.00081		<0.0005		0.00081
8/22/2024		0.0017			
11/7/2024				0.00038 (J)	
2/27/2025	0.00078	0.0018	0.00025 (J)	<0.0005	0.00071
8/13/2025			<0.0005	<0.0005	
8/14/2025	0.00072	0.0017			<0.0005
2/18/2026	0.00096	0.0019	<0.0005	<0.0005	
2/19/2026					0.00071
Mean	0.0006704	0.001767	0.000475	0.00046	0.000684
Std. Dev.	0.0002549	8.66E-05	7.906E-05	5.657E-05	0.000113
Upper Lim.	0.0008037	0.0019	0.0005	0.0005	0.0008517
Lower Lim.	0.0005371	0.0017	0.0005	0.00038	0.0004703

ND substitution: RL or RL/2 if <15% NDs.

Confidence Interval

Constituent: Chromium (mg/L) Analysis Run 5/6/2026 7:50 PM View: Confidence Intervals

Plant Yates Client: Southern Company Data: Yates AMA-R6

	YGWC-38	YGWC-41	YGWC-23S	YGWC-24SB	YGWC-36A	YGWC-42
6/7/2016			<0.005			
6/8/2016				0.0022 (J)		
7/28/2016			0.0008 (J)			
8/1/2016				<0.005		
8/30/2016						<0.005
9/2/2016					<0.005	
9/20/2016			<0.005	<0.005		
11/8/2016			<0.005	<0.005		
11/14/2016					0.0035 (J)	
11/16/2016						<0.005
1/16/2017			<0.005			
1/17/2017				<0.005		
2/27/2017						<0.005
2/28/2017					<0.005	
3/8/2017				0.001 (J)		
3/9/2017			0.0008 (J)			
5/2/2017			0.0007 (J)	0.0011 (J)		
5/9/2017					<0.005	
5/10/2017						0.0006 (J)
7/7/2017				<0.005		
7/10/2017			0.0007 (J)			
7/11/2017						<0.005
7/13/2017					<0.005	
9/22/2017					<0.005	
9/29/2017					<0.005	
10/6/2017					<0.005	
10/12/2017	0.0005 (J)	<0.005				<0.005
11/20/2017	<0.005					
11/21/2017		<0.005				
1/11/2018		<0.005				
1/12/2018	<0.005					
2/19/2018		<0.005				
2/20/2018	<0.005					
3/30/2018			<0.005	<0.005	<0.005	
4/3/2018	<0.005	<0.005				
4/4/2018						<0.005
6/27/2018		<0.005				
6/28/2018	<0.005					
8/7/2018	<0.005	<0.005				
9/20/2018						<0.005
9/24/2018	<0.005	<0.005				
3/5/2019				<0.005		
3/6/2019			<0.005		<0.005	
8/22/2019	<0.005	<0.005				<0.005
10/9/2019	<0.005	<0.005				0.00043 (J)
2/13/2020				<0.005		
2/14/2020	0.0023 (J)	<0.005			<0.005	<0.005
2/17/2020			0.00087 (J)			
3/25/2020	0.00065 (J)	0.00039 (J)			0.00074 (J)	0.0013 (J)
3/26/2020			0.0019 (J)	0.00094 (J)		
9/23/2020				<0.005		
9/24/2020			0.0011 (J)			<0.005

ND substitution: RL or RL/2 if <15% NDs.

Confidence Interval

Constituent: Chromium (mg/L) Analysis Run 5/6/2026 7:50 PM View: Confidence Intervals

Plant Yates Client: Southern Company Data: Yates AMA-R6

	YGWC-38	YGWC-41	YGWC-23S	YGWC-24SB	YGWC-36A	YGWC-42
9/25/2020	<0.005	<0.005				
10/7/2020					0.0013 (J)	
2/9/2021	<0.005		0.00086 (J)	0.0011 (J)		
2/10/2021		<0.005			0.00094 (J)	<0.005
3/3/2021				<0.005		
3/4/2021	<0.005	<0.005	0.00078 (J)		<0.005	<0.005
8/25/2021			<0.005			<0.005
8/26/2021	<0.005	<0.005				
9/1/2021				<0.005		
9/3/2021					<0.005	
2/8/2022		<0.005				
2/10/2022	<0.005		<0.005	<0.005		<0.005
2/11/2022					<0.005	
9/1/2022	<0.005	<0.005	<0.005		<0.005	<0.005
2/8/2023	<0.005	<0.005	0.0014 (J)			<0.005
2/9/2023					<0.005	
2/10/2023				<0.005		
8/16/2023	<0.005	<0.005	<0.005	<0.005	<0.005	<0.005
2/21/2024			<0.005			
2/22/2024	<0.005	<0.005				<0.005
2/23/2024				<0.005	<0.005	
8/21/2024			<0.005			
8/22/2024				<0.005	<0.005	<0.005
8/23/2024	<0.005	<0.005				
2/26/2025	<0.005	<0.005			<0.005	<0.005
2/27/2025			<0.005			
3/17/2025				<0.005		
8/12/2025					<0.005	
8/13/2025		<0.005	<0.005			<0.005
8/14/2025	<0.005			<0.005		
2/18/2026	<0.005			0.00048 (J)	0.00053 (J)	
2/19/2026		<0.005	0.0006 (J)			0.0003 (J)
Mean	0.004538	0.004816	0.00322	0.004034	0.00428	0.004305
Std. Dev.	0.001309	0.000922	0.002064	0.001729	0.001549	0.001632
Upper Lim.	0.005	0.005	0.005	0.005	0.005	0.005
Lower Lim.	0.0023	0.00039	0.00086	0.0022	0.0035	0.0013

ND substitution: RL or RL/2 if <15% NDs.

Confidence Interval

Constituent: Chromium (mg/L) Analysis Run 5/6/2026 7:50 PM View: Confidence Intervals

Plant Yates Client: Southern Company Data: Yates AMA-R6

	YGWC-43	YGWC-49	YGWC-50	YAMW-1	YAMW-2	YAMW-3
8/31/2016	<0.005					
9/1/2016		0.0013 (J)				
11/15/2016		0.0014 (J)				
11/16/2016	<0.005					
2/24/2017	<0.005					
2/27/2017		0.0016 (J)				
5/9/2017		0.0017 (J)				
5/10/2017	0.0005 (J)					
7/11/2017	<0.005					
7/13/2017		0.0019 (J)				
10/11/2017		0.0014 (J)				
10/12/2017	<0.005					
4/4/2018	<0.005	<0.005				
9/20/2018	<0.005	0.0017 (J)				
8/21/2019	0.00062 (J)					
10/9/2019	0.00074 (J)					
2/17/2020	<0.005	0.002 (J)				
3/25/2020	<0.005	0.0019 (J)		0.00058 (J)		
9/23/2020					0.00071 (J)	
9/24/2020		0.0019 (J)		0.00074 (J)		
9/25/2020	0.00071 (J)					
2/9/2021	<0.005	0.002 (J)		0.001 (J)	0.0011 (J)	
3/3/2021				0.00076 (J)	0.0012 (J)	
3/4/2021	<0.005	0.0017 (J)				
9/1/2021		0.002 (J)		<0.005	0.003 (J)	
9/27/2021	<0.005					
2/8/2022	<0.005	0.0021 (J)				
2/10/2022				0.0013 (J)	<0.005	0.0011 (J)
8/31/2022		0.002 (J)		<0.005		
9/1/2022	<0.005				<0.005	<0.005
2/8/2023	<0.005				<0.005	
2/9/2023		0.002 (J)		<0.005		<0.005
8/16/2023	<0.005	0.0017 (J)		<0.005		<0.005
8/17/2023			<0.005		<0.005	
12/20/2023			<0.005			
2/21/2024		0.0021 (J)				<0.005
2/22/2024	<0.005		<0.005		<0.005	
2/23/2024				<0.005		
6/10/2024			<0.005			
8/21/2024					<0.005	
8/22/2024	<0.005	0.002 (J)		<0.005		<0.005
8/23/2024			<0.005			
11/26/2024			0.00041 (J)			
2/26/2025		0.0021 (J)	<0.005	<0.005	<0.005	<0.005
2/27/2025	<0.005					
5/21/2025			<0.005			
7/31/2025				<0.005		
8/13/2025					<0.005	<0.005
8/14/2025	<0.005	0.0024 (J)				
10/8/2025			<0.005			
2/18/2026	0.00053 (J)			0.00042 (J)		
2/19/2026		0.0022 (J)	<0.005		0.0011 (J)	0.00035 (J)

ND substitution: RL or RL/2 if <15% NDs.

Confidence Interval

Constituent: Chromium (mg/L) Analysis Run 5/6/2026 7:50 PM View: Confidence Intervals

Plant Yates Client: Southern Company Data: Yates AMA-R6

	YGWC-43	YGWC-49	YGWC-50	YAMW-1	YAMW-2	YAMW-3
Mean	0.004124	0.001896	0.004541	0.0032	0.003624	0.00405
Std. Dev.	0.001789	0.0003007	0.001451	0.002166	0.001885	0.001894
Upper Lim.	0.005	0.002053	0.005	0.005	0.005	0.005
Lower Lim.	0.00074	0.001738	0.005	0.00074	0.0011	0.00035

Confidence Interval

Constituent: Chromium (mg/L) Analysis Run 5/6/2026 7:50 PM View: Confidence Intervals

Plant Yates Client: Southern Company Data: Yates AMA-R6

	YAMW-4	YAMW-5	PZ-35	PZ-37	PZ-51	PZ-52D
10/12/2017				0.0019 (J)		
11/21/2017				0.0017 (J)		
1/11/2018				0.001 (J)		
2/20/2018				<0.005		
4/3/2018				<0.005		
6/29/2018				<0.005		
8/6/2018				<0.005		
9/24/2018				<0.005		
3/25/2020			0.0012 (J)			
9/23/2020	<0.005					
9/24/2020		<0.005	0.00061 (J)			
9/25/2020				<0.005		
2/9/2021	0.00057 (J)	<0.005		<0.005		
2/10/2021			0.0006 (J)			
3/3/2021	<0.005					
3/4/2021		<0.005	0.0007 (J)	<0.005		
8/25/2021	<0.005			<0.005		
8/26/2021		<0.005				
9/1/2021			<0.005			
11/4/2021						<0.005
2/10/2022	<0.005	0.0016 (J)	<0.005	<0.005	<0.005	
2/11/2022						0.0011 (J)
4/4/2022				<0.005		
4/7/2022				<0.005		
8/31/2022			<0.005			
9/1/2022	<0.005	<0.005		<0.005	<0.005	<0.005
2/8/2023	<0.005	<0.005		<0.005		<0.005
2/9/2023			0.0016 (J)		<0.005	
8/16/2023	<0.005	<0.005	<0.005		<0.005	
8/17/2023				<0.005		<0.005
2/21/2024				<0.005		<0.005
2/22/2024	<0.005	<0.005			<0.005	
2/23/2024			<0.005			
8/21/2024				<0.005		<0.005
8/22/2024			<0.005		<0.005	
8/23/2024	<0.005	<0.005				
2/25/2025			0.0015 (J)			
2/26/2025	<0.005					
2/27/2025		<0.005		<0.005	<0.005	0.0013 (J)
7/31/2025			<0.005			
8/13/2025	<0.005	<0.005				<0.005
8/14/2025				<0.005	<0.005	
2/18/2026				0.00042 (J)	0.00051 (J)	0.00028 (J)
2/19/2026	0.00044 (J)	<0.005				
Mean	0.004308	0.004738	0.00317	0.004349	0.004501	0.003768
Std. Dev.	0.001688	0.000943	0.002078	0.001473	0.001497	0.002
Upper Lim.	0.005	0.005	0.005	0.005	0.005	0.005
Lower Lim.	0.00057	0.0016	0.00061	0.0019	0.00051	0.0011

ND substitution: RL or RL/2 if <15% NDs.

Confidence Interval

Constituent: Chromium (mg/L) Analysis Run 5/6/2026 7:50 PM View: Confidence Intervals

Plant Yates Client: Southern Company Data: Yates AMA-R6

	PZ-54D	PZ-55
2/22/2024		<0.005
6/12/2024	0.011	
8/21/2024		<0.005
11/7/2024	<0.005	
2/27/2025	<0.005	<0.005
8/13/2025	<0.005	
8/14/2025		<0.005
2/18/2026	0.00024 (J)	
2/19/2026		0.0005 (J)
Mean	0.005248	0.0041
Std. Dev.	0.003819	0.002012
Upper Lim.	0.011	0.005
Lower Lim.	0.00024	0.0005

ND substitution: RL or RL/2 if <15% NDs.

Confidence Interval

Constituent: Cobalt (mg/L) Analysis Run 5/6/2026 7:50 PM View: Confidence Intervals

Plant Yates Client: Southern Company Data: Yates AMA-R6

	YGWC-41	YGWC-36A	YGWC-42	YGWC-43	YGWC-49	YGWC-50
8/30/2016			0.0025 (J)			
8/31/2016				<0.005		
9/1/2016					<0.005	
9/2/2016		0.0006 (J)				
11/14/2016		<0.005				
11/15/2016					0.0006 (J)	
11/16/2016			0.002 (J)	<0.005		
2/24/2017				<0.005		
2/27/2017			0.0021 (J)		0.0008 (J)	
2/28/2017		<0.005				
5/9/2017		<0.005			<0.005	
5/10/2017			0.0021 (J)	<0.005		
7/11/2017			0.0014 (J)	<0.005		
7/13/2017		<0.005			0.0005 (J)	
9/22/2017		<0.005				
9/29/2017		<0.005				
10/6/2017		<0.005				
10/11/2017					0.0006 (J)	
10/12/2017	0.0011 (J)		0.0017 (J)	0.0006 (J)		
11/21/2017	0.0003 (J)					
1/11/2018	0.0003 (J)					
2/19/2018	<0.005					
3/30/2018		<0.005				
4/3/2018	<0.005					
4/4/2018			<0.005	<0.005	<0.005	
6/13/2018		<0.005				
6/27/2018	0.00069 (J)					
8/7/2018	<0.005					
9/20/2018			0.003 (J)	0.0034 (J)	<0.005	
9/24/2018	<0.005					
9/26/2018		<0.005				
3/6/2019		<0.005				
4/4/2019		<0.005				
8/21/2019				0.0026 (J)		
8/22/2019	<0.005		0.0019 (J)			
9/26/2019		0.00048 (J)			<0.005	
10/9/2019	<0.005		0.0019 (J)	0.0023 (J)		
2/14/2020	<0.005	0.00041 (J)	0.0019 (J)			
2/17/2020				0.00088 (J)	<0.005	
3/25/2020	<0.005	0.00038 (J)	0.0018 (J)	0.0016 (J)	<0.005	
9/24/2020			0.0017 (J)		<0.005	
9/25/2020	<0.005			0.0018 (J)		
10/7/2020		0.00086 (J)				
2/9/2021				0.0017 (J)	<0.005	
2/10/2021	<0.005	0.00038 (J)	0.0019 (J)			
3/4/2021	<0.005	<0.005	0.0018 (J)	0.0015 (J)	<0.005	
8/25/2021			0.0014 (J)			
8/26/2021	<0.005					
9/1/2021					<0.005	
9/3/2021		<0.005				
9/27/2021				<0.005		
2/8/2022	<0.005			0.00045 (J)	<0.005	

ND substitution: RL or RL/2 if <15% NDs.

Confidence Interval

Constituent: Cobalt (mg/L) Analysis Run 5/6/2026 7:50 PM View: Confidence Intervals

Plant Yates Client: Southern Company Data: Yates AMA-R6

	YGWC-41	YGWC-36A	YGWC-42	YGWC-43	YGWC-49	YGWC-50
2/10/2022			0.0017 (J)			
2/11/2022		<0.005				
8/31/2022					<0.005	
9/1/2022	<0.005	<0.005	0.0015 (J)	0.0005 (J)		
2/8/2023	<0.005		0.0018 (J)	0.00049 (J)		
2/9/2023		<0.005			<0.005	
8/16/2023	<0.005	<0.005	0.0014 (J)	0.00046 (J)	<0.005	
8/17/2023						0.0086
12/20/2023						0.0052
2/21/2024					<0.005	
2/22/2024	<0.005		0.0023 (J)	0.00038 (J)		0.0063
2/23/2024		<0.005				
6/10/2024						0.0055
8/22/2024		<0.005	0.0017 (J)	0.00057 (J)	<0.005	
8/23/2024	<0.005					0.006
11/26/2024						0.0075
2/26/2025	<0.005	<0.005	0.002 (J)		<0.005	0.0044 (J)
2/27/2025				<0.005		
5/21/2025						<0.005
8/12/2025		<0.005				
8/13/2025	<0.005		0.0025 (J)			
8/14/2025				<0.005	<0.005	
10/8/2025						0.0045 (J)
2/18/2026		<0.005		0.0006 (J)		
2/19/2026	<0.005		0.0031 (J)		<0.005	0.0054 (J)
Mean	0.004296	0.004073	0.001984	0.002593	0.004271	0.00559
Std. Dev.	0.001653	0.001849	0.0004525	0.001982	0.001666	0.001691
Upper Lim.	0.005	0.005	0.00221	0.005	0.005	0.007099
Lower Lim.	0.0011	0.00086	0.001758	0.00057	0.0008	0.004081

ND substitution: RL or RL/2 if <15% NDs.

Confidence Interval

Constituent: Cobalt (mg/L) Analysis Run 5/6/2026 7:50 PM View: Confidence Intervals

Plant Yates Client: Southern Company Data: Yates AMA-R6

	YAMW-1	YAMW-2	YAMW-3	YAMW-4	YAMW-5	PZ-35
10/16/2018	0.032					<0.005
9/26/2019	0.015					<0.005
12/9/2019	0.031					
1/3/2020	<0.005					
3/25/2020	<0.005					0.0059
9/23/2020		0.0025 (J)		0.00052 (J)		
9/24/2020	0.01				0.00077 (J)	<0.005
2/9/2021	0.03	0.001 (J)		0.00063 (J)	<0.005	
2/10/2021						<0.005
3/3/2021	0.018	0.00082 (J)		0.001 (J)		
3/4/2021					<0.005	<0.005
8/25/2021				0.00041 (J)		
8/26/2021					<0.005	
9/1/2021	0.022	0.00093 (J)				<0.005
2/10/2022	0.011	0.00052 (J)	0.16	0.00044 (J)	<0.005	<0.005
8/31/2022	0.0041 (J)					<0.005
9/1/2022		0.0068	0.058	0.00048 (J)	<0.005	
2/8/2023		<0.005		0.00085 (J)	<0.005	
2/9/2023	0.0045 (J)		0.066			<0.005
8/16/2023	0.0027 (J)		0.14	<0.005	<0.005	<0.005
8/17/2023		0.0053				
2/21/2024			0.051			
2/22/2024		0.00044 (J)		<0.005	<0.005	
2/23/2024	0.0044 (J)					<0.005
8/21/2024		0.0023 (J)				
8/22/2024	0.0018 (J)		0.035			<0.005
8/23/2024				<0.005	<0.005	
2/25/2025						<0.005
2/26/2025	0.004 (J)	<0.005	0.028	<0.005		
2/27/2025					<0.005	
7/31/2025	0.0026 (J)					<0.005
8/13/2025		0.0037 (J)	0.026	<0.005	<0.005	
2/18/2026	0.0082					
2/19/2026		0.00094 (J)	0.018	0.00013 (J)	<0.005	
Mean	0.01146	0.002712	0.06467	0.002266	0.004675	0.00506
Std. Dev.	0.01069	0.002196	0.05111	0.002259	0.001173	0.0002324
Upper Lim.	0.0134	0.003609	0.108	0.005	0.005	0.0059
Lower Lim.	0.004052	0.0007255	0.02208	0.00041	0.00077	0.005

ND substitution: RL or RL/2 if <15% NDs.

Confidence Interval

Constituent: Cobalt (mg/L) Analysis Run 5/6/2026 7:50 PM View: Confidence Intervals

Plant Yates Client: Southern Company Data: Yates AMA-R6

	PZ-37	PZ-51	PZ-52D	PZ-54D	PZ-55
10/12/2017	0.0078 (J)				
11/21/2017	0.0097 (J)				
1/11/2018	0.0131				
2/20/2018	0.016				
4/3/2018	0.015				
6/29/2018	0.013				
8/6/2018	0.0053 (J)				
9/24/2018	0.0071 (J)				
9/25/2020	0.0023 (J)				
2/9/2021	0.0023 (J)				
3/4/2021	0.003 (J)				
8/25/2021	0.0068				
11/4/2021			0.00082 (J)		
2/10/2022	0.0036 (J)	0.033			
2/11/2022			0.0011 (J)		
4/4/2022	0.0032 (J)				
4/7/2022	0.0017 (J)				
9/1/2022	0.0025 (J)	0.018	0.0016 (J)		
2/8/2023	0.0022 (J)		0.0026 (J)		
2/9/2023		0.0071			
8/16/2023		0.0056			
8/17/2023	0.0027 (J)		0.0031 (J)		
2/21/2024	0.0017 (J)		0.0029 (J)		
2/22/2024		0.0051			0.0041 (J)
6/12/2024				0.0033 (J)	
8/21/2024	0.0037 (J)		0.0024 (J)		0.0018 (J)
8/22/2024		0.0048 (J)			
11/7/2024				0.004 (J)	
2/27/2025	0.0019 (J)	0.0043 (J)	0.0035 (J)	0.0034 (J)	<0.005
8/13/2025			0.0029 (J)	0.0026 (J)	
8/14/2025	0.0026 (J)	0.0043 (J)			0.0022 (J)
2/18/2026	0.0017 (J)	0.0049 (J)	0.0023 (J)	0.0025 (J)	
2/19/2026					0.00044 (J)
Mean	0.005604	0.009678	0.002322	0.00316	0.002708
Std. Dev.	0.004636	0.009759	0.0008829	0.0006189	0.001831
Upper Lim.	0.006226	0.033	0.00311	0.004197	0.004328
Lower Lim.	0.002806	0.0043	0.001534	0.002123	0

ND substitution: RL or RL/2 if <15% NDs.

Confidence Interval

Constituent: Combined Radium 226 + 228 (pCi/L) Analysis Run 5/6/2026 7:50 PM View: Confidence Intervals

Plant Yates Client: Southern Company Data: Yates AMA-R6

	YGWC-38	YGWC-41	YGWC-23S	YGWC-24SB	YGWC-36A	YGWC-42
6/7/2016			0.303 (U)			
6/8/2016				1.06		
7/28/2016			0.386			
8/1/2016				0.467		
8/30/2016						2.99
9/2/2016					0.873	
9/20/2016			1.47	0.853		
11/8/2016			0.22	0.433		
11/14/2016					0.0451	
11/16/2016						4.01
1/16/2017			0.147			
1/17/2017				0.0759 (U)		
2/27/2017						2.5
2/28/2017					1.34	
3/8/2017				0.479		
3/9/2017			0.0892			
5/2/2017			0.149	0.506		
5/9/2017					0.309	
5/10/2017						2.55
7/7/2017				0.713 (U)		
7/10/2017			0.815 (U)			
7/11/2017						3.94
7/13/2017					0.618 (U)	
9/22/2017					0.667 (U)	
9/29/2017					1.63	
10/6/2017					0.641 (U)	
10/12/2017	1.24	0.641 (U)				3.57
11/20/2017	0.342 (U)					
11/21/2017		2.01				
1/11/2018		0.919 (U)				
1/12/2018	1.04					
2/19/2018		1.82				
2/20/2018	1.6					
3/30/2018			0.659	0.409	0.721	
4/3/2018	0.726 (U)	0.911 (U)				
4/4/2018						1.9
6/12/2018			1.03 (U)	0.728 (U)		
6/13/2018					1.04 (U)	
6/27/2018		0.429 (U)				
6/28/2018	1.06 (U)					
8/7/2018	1.21	0.579 (U)				
9/20/2018						1.94
9/24/2018	1.52	1.39				
9/26/2018				0.981	0.604 (U)	
9/27/2018			1.06			
3/5/2019				0.837 (U)		
3/6/2019			0.736 (U)		0.919 (U)	
4/4/2019			0.474 (U)		1.05 (U)	
4/9/2019				0.502 (U)		
8/22/2019	1.97	2.03				1.59
9/26/2019				0.964 (U)	0.979 (U)	
9/27/2019			0.684 (U)			

Confidence Interval

Constituent: Combined Radium 226 + 228 (pCi/L) Analysis Run 5/6/2026 7:51 PM View: Confidence Intervals

Plant Yates Client: Southern Company Data: Yates AMA-R6

	YGWC-38	YGWC-41	YGWC-23S	YGWC-24SB	YGWC-36A	YGWC-42
10/9/2019	0.751 (U)	0.609 (U)				0.995
2/13/2020				0.474 (U)		
2/14/2020	1.12 (U)	1.16 (U)			1.06 (U)	1.56
2/17/2020			1.46			
3/25/2020	0.321 (U)	0.568 (U)			1.22 (U)	1.17 (U)
3/26/2020			0.281 (U)	0.511 (U)		
9/23/2020				0.786 (U)		
9/24/2020			0.788 (U)			0.751 (U)
9/25/2020	0.246 (U)	0.769 (U)				
10/7/2020					1.58	
2/9/2021	0.626 (U)		0.464 (U)	0.678 (U)		
2/10/2021		0.548 (U)			0.466 (U)	0.612 (U)
3/3/2021				0.415 (U)		
3/4/2021	0.816 (U)	1.23	0.771 (U)		0.0671 (U)	1.02
8/25/2021			0.624 (U)			0.978 (U)
8/26/2021	0.427 (U)	0.356 (U)				
9/1/2021				0.444 (U)		
9/3/2021					0.622 (U)	
2/8/2022		0.594 (U)				
2/10/2022	0.791 (U)		0.197 (U)	0.846 (U)		0.307 (U)
2/11/2022					0.395 (U)	
9/1/2022	0.52 (U)	0.0906 (U)	1.23 (U)		0.189 (U)	0.596 (U)
2/8/2023	0.361 (U)	0.852 (U)	0.4 (U)			0.817
2/9/2023					0.326 (U)	
2/10/2023				0.137 (U)		
8/16/2023	0.617 (U)	1.23	0.502 (U)	0.889 (U)	0.319 (U)	1.08 (U)
2/21/2024			0.345 (U)			
2/22/2024	0.416 (U)	0.752 (U)				1.05 (U)
2/23/2024				0.311 (U)	0.536 (U)	
8/21/2024			0.285 (U)			
8/22/2024				0.103 (U)	0.936 (U)	0.134 (U)
8/23/2024	0.22 (U)	1.01 (U)				
2/26/2025	0.925 (U)	0.612 (U)			0.507 (U)	0.798 (U)
2/27/2025			0.923 (U)			
3/17/2025				0.327 (U)		
8/12/2025					0.737 (U)	
8/13/2025		0.413 (U)	0.696 (U)			0.927 (U)
8/14/2025	0.531 (U)			0.658 (U)		
2/18/2026	0.982 (U)			0.242 (U)	0.19 (U)	
2/19/2026		0.528 (U)	0.546 (U)			0.592 (U)
Mean	0.8151	0.882	0.6115	0.5653	0.7099	1.535
Std. Dev.	0.4539	0.5058	0.3781	0.273	0.4194	1.118
Upper Lim.	1.041	1.134	0.7848	0.6929	0.902	1.905
Lower Lim.	0.5889	0.6299	0.4383	0.4377	0.5177	0.8948

Confidence Interval

Constituent: Combined Radium 226 + 228 (pCi/L) Analysis Run 5/6/2026 7:51 PM View: Confidence Intervals

Plant Yates Client: Southern Company Data: Yates AMA-R6

	YGWC-43	YGWC-49	YGWC-50	YAMW-1	YAMW-2	YAMW-3
8/31/2016	0.926					
9/1/2016		1.2				
11/15/2016		0.645				
11/16/2016	0.773					
2/24/2017	0.661					
2/27/2017		0.244				
5/9/2017		0.519				
5/10/2017	1.27					
7/11/2017	1.02					
7/13/2017		0.5 (U)				
10/11/2017		1.41				
10/12/2017	1.58					
4/4/2018	1.71	0.442				
9/20/2018	2.8	1.14 (U)				
10/16/2018				0.384 (U)		
8/21/2019	3.16					
9/26/2019		1.16 (U)				
10/9/2019	3.65					
2/17/2020	4.19	1.52				
3/25/2020	3.04	1.2 (U)		0.525 (U)		
9/23/2020					0.0813 (U)	
9/24/2020		1.57 (U)		0.547 (U)		
9/25/2020	4.75					
2/9/2021	6.38	0.137 (U)		0.866 (U)	0.492 (U)	
3/3/2021				0.377 (U)	0.563 (U)	
3/4/2021	6.02	0.579 (U)				
9/1/2021		0.686 (U)		0.676 (U)	0.761 (U)	
9/27/2021	1.54					
2/8/2022	3.11	0.201 (U)				
2/10/2022				0.233 (U)	0 (U)	0.988 (U)
8/31/2022		0.823 (U)		0.313 (U)		
9/1/2022	4.16				0.959 (U)	0.975 (U)
2/8/2023	3.73				0.0994 (U)	
2/9/2023		0.667 (U)		0.595 (U)		2.19
8/16/2023	4.92	0.982 (U)		0.575 (U)		2.77
8/17/2023			1.09 (U)		0.686 (U)	
12/20/2023			0.477 (U)			
2/21/2024		0.595 (U)				0.973 (U)
2/22/2024	4.56		0.871 (U)		0.463 (U)	
2/23/2024				0.566 (U)		
6/10/2024			0.828 (U)			
8/21/2024					0.465 (U)	
8/22/2024	4.45	0.852		0.386 (U)		1.47
8/23/2024			0.433 (U)			
11/26/2024			0.398 (U)			
2/26/2025		1.19	1.03 (U)	0.645 (U)	0.0371 (U)	1.63
2/27/2025	4.55					
5/21/2025			0.863 (U)			
7/31/2025				0.591 (U)		
8/13/2025					0.546 (U)	1.31 (U)
8/14/2025	4.3	1.51				
10/8/2025			0.909 (U)			

Confidence Interval

Constituent: Combined Radium 226 + 228 (pCi/L) Analysis Run 5/6/2026 7:51 PM View: Confidence Intervals

Plant Yates Client: Southern Company Data: Yates AMA-R6

	YGWC-43	YGWC-49	YGWC-50	YAMW-1	YAMW-2	YAMW-3
2/18/2026	3.51			0.278 (U)		
2/19/2026		0.5 (U)	1.11 (U)		0.5 (U)	1.89
Mean	3.23	0.8447	0.8009	0.5038	0.4348	1.577
Std. Dev.	1.66	0.4341	0.2699	0.1718	0.2982	0.6181
Upper Lim.	4.058	1.066	1.042	0.6202	0.6566	2.174
Lower Lim.	2.403	0.6232	0.5601	0.3874	0.2131	0.9805

Confidence Interval

Constituent: Combined Radium 226 + 228 (pCi/L) Analysis Run 5/6/2026 7:51 PM View: Confidence Intervals

Plant Yates Client: Southern Company Data: Yates AMA-R6

	YAMW-4	YAMW-5	PZ-35	PZ-37D	PZ-37	PZ-51
10/12/2017					1.83	
11/21/2017					1.33	
1/11/2018					1.53	
2/20/2018					2.75	
4/3/2018					1.47	
6/29/2018					1.69	
8/6/2018					1.69	
9/24/2018					2.26	
10/16/2018			0.363 (U)			
3/25/2020			0.197 (U)			
9/23/2020	1.2 (U)					
9/24/2020		0.668 (U)	1.07 (U)			
9/25/2020					1.68 (U)	
2/9/2021	0.659 (U)	1.07 (U)			1.52	
2/10/2021			0.546 (U)			
3/3/2021	1.07					
3/4/2021		1.46	0.397 (U)		1.49	
5/13/2021				5.36		
8/25/2021	0.0991 (U)				1.41	
8/26/2021		0.724 (U)				
9/1/2021			0.696 (U)			
9/3/2021				3.18		
2/10/2022	0.702 (U)	1.25 (U)	1.25 (U)		0.81 (U)	0.964 (U)
2/11/2022				0.815 (U)		
8/31/2022			0.326 (U)			
9/1/2022	0.381 (U)	0.811 (U)		2.54	0.463 (U)	0.389 (U)
2/8/2023	0.239 (U)	0.502 (U)		2.37	0.742 (U)	
2/9/2023			0.718 (U)			0.467 (U)
8/16/2023	0.431 (U)	0.858 (U)	0.643 (U)	2.05		0.924 (U)
8/17/2023					1.9	
2/21/2024				1.78	0.789 (U)	
2/22/2024	0.196 (U)	0.606 (U)				0.894 (U)
2/23/2024			0.824 (U)			
8/21/2024				3.19	0.763 (U)	
8/22/2024			0.858 (U)			0.966
8/23/2024	0.445 (U)	0.826 (U)				
2/25/2025			0.807 (U)			
2/26/2025	0.314 (U)					
2/27/2025		0.644 (U)		2.37	0.883 (U)	0.867 (U)
7/31/2025			0.449 (U)			
8/13/2025	0.351 (U)	0.925 (U)				
8/14/2025				5.5	1.01 (U)	0.345 (U)
2/18/2026				6.8	1.1	0.777 (U)
2/19/2026	0.587 (U)	0.603 (U)				
Mean	0.5134	0.8421	0.6531	3.269	1.386	0.7326
Std. Dev.	0.3274	0.277	0.2973	1.836	0.5584	0.2573
Upper Lim.	0.7568	1.048	0.8637	4.798	1.694	0.9462
Lower Lim.	0.27	0.6361	0.4426	1.739	1.078	0.5802

Confidence Interval

Constituent: Combined Radium 226 + 228 (pCi/L) Analysis Run 5/6/2026 7:51 PM View: Confidence Intervals

Plant Yates Client: Southern Company Data: Yates AMA-R6

	PZ-52D	PZ-54D	PZ-55
11/4/2021	0.721 (U)		
2/11/2022	1.52		
9/1/2022	0.225 (U)		
2/8/2023	0.218 (U)		
8/17/2023	1.88		
2/21/2024	0.689 (U)		
2/22/2024			1.18 (U)
6/12/2024		4.88	
8/21/2024	0.998 (U)		0.206 (U)
11/7/2024		0.391 (U)	
2/27/2025	0.702 (U)	0.73 (U)	0.875 (U)
8/13/2025	0.87 (U)	1.4	
8/14/2025			0.788 (U)
2/18/2026	0.483 (U)	0.874 (U)	
2/19/2026			0.57 (U)
Mean	0.8306	1.655	0.7238
Std. Dev.	0.5289	1.839	0.3629
Upper Lim.	1.302	4.832	1.332
Lower Lim.	0.3587	0.01554	0.1156

Confidence Interval

Constituent: Fluoride (mg/L) Analysis Run 5/6/2026 7:51 PM View: Confidence Intervals

Plant Yates Client: Southern Company Data: Yates AMA-R6

	YGWC-38	YGWC-41	YGWC-23S	YGWC-24SB	YGWC-36A	YGWC-42
6/7/2016			<0.1			
6/8/2016				<0.1		
7/28/2016			0.03 (J)			
8/1/2016				<0.1		
8/30/2016						0.02 (J)
9/2/2016					0.05 (J)	
9/20/2016			<0.1	<0.1		
11/8/2016			<0.1	0.02 (J)		
11/14/2016					0.18 (J)	
11/16/2016						0.07 (J)
1/16/2017			<0.1			
1/17/2017				<0.1		
2/27/2017						0.06 (J)
2/28/2017					0.09 (J)	
3/8/2017				0.03 (J)		
3/9/2017			0.03 (J)			
5/2/2017			<0.1	<0.1		
5/9/2017					0.009 (J)	
5/10/2017						<0.1
7/7/2017				<0.1		
7/10/2017			0.04 (J)			
7/11/2017						<0.1
7/13/2017					<0.1	
9/22/2017					0.09 (J)	
9/29/2017					<0.1	
10/5/2017				<0.1		
10/6/2017					<0.1	
10/11/2017			<0.1		0.14 (J)	
10/12/2017	<0.1	<0.1				<0.1
11/20/2017	0.2 (J)					
11/21/2017		<0.1				
1/11/2018		<0.1				
1/12/2018	0.21 (J)					
2/19/2018		<0.1				
2/20/2018	<0.1					
3/30/2018			<0.1	<0.1	<0.1	
4/3/2018	0.41	<0.1				
4/4/2018						<0.1
6/12/2018			<0.1	<0.1		
6/13/2018					<0.1	
6/27/2018		<0.1				
6/28/2018	0.43					
8/7/2018	<0.1	0.11 (J)				
9/20/2018						0.041 (J)
9/24/2018	0.034 (J)	<0.1				
9/26/2018				<0.1	<0.1	
9/27/2018			<0.1			
3/5/2019				<0.1		
3/6/2019			<0.1		<0.1	
3/27/2019	0.24 (J)					<0.1
3/28/2019		0.1 (J)				
4/4/2019			0.049 (J)	0.033 (J)	0.043 (J)	

ND substitution: RL or RL/2 if <15% NDs.

Confidence Interval

Constituent: Fluoride (mg/L) Analysis Run 5/6/2026 7:51 PM View: Confidence Intervals

Plant Yates Client: Southern Company Data: Yates AMA-R6

	YGWC-38	YGWC-41	YGWC-23S	YGWC-24SB	YGWC-36A	YGWC-42
8/22/2019	<0.1	<0.1				<0.1
9/26/2019				0.098 (J)	0.094 (J)	
9/27/2019			0.12 (J)			
10/9/2019	<0.1	<0.1				<0.1
10/10/2019			0.11 (J)			
2/13/2020				<0.1		
2/14/2020	<0.1	<0.1			<0.1	<0.1
2/17/2020			<0.1			
3/25/2020	<0.1	<0.1			<0.1	<0.1
3/26/2020			<0.1	<0.1		
9/23/2020				<0.1		
9/24/2020			<0.1			<0.1
9/25/2020	<0.1	<0.1				
10/7/2020					<0.1	
2/9/2021	<0.1		<0.1	<0.1		
2/10/2021		<0.1			<0.1	<0.1
3/3/2021				<0.1		
3/4/2021	<0.1	<0.1	<0.1		<0.1	<0.1
8/25/2021			<0.1			<0.1
8/26/2021	<0.1	<0.1				
9/1/2021				<0.1		
9/3/2021					<0.1	
2/8/2022		<0.1				
2/10/2022	<0.1		<0.1	<0.1		<0.1
2/11/2022					<0.1	
9/1/2022	<0.1	<0.1	0.057 (J)		<0.1	0.053 (J)
2/8/2023	<0.1	<0.1	<0.1			0.08 (J)
2/9/2023					<0.1	
2/10/2023				0.051 (J)		
8/16/2023	<0.1	<0.1	<0.1	<0.1	<0.1	<0.1
2/21/2024			<0.1			
2/22/2024	<0.1	<0.1				<0.1
2/23/2024				<0.1	<0.1	
8/21/2024			<0.1			
8/22/2024				<0.1	<0.1	<0.1
8/23/2024	<0.1	<0.1				
2/26/2025	<0.1	<0.1			<0.1	<0.1
2/27/2025			<0.1			
3/17/2025				<0.1		
8/12/2025					<0.1	
8/13/2025		<0.1	<0.1			<0.1
8/14/2025	<0.1			<0.1		
2/18/2026	0.062 (J)			<0.1	<0.1	
2/19/2026		<0.1	<0.1			0.052 (J)
Mean	0.1341	0.1004	0.09148	0.09076	0.09653	0.08754
Std. Dev.	0.0943	0.001961	0.02317	0.02369	0.02748	0.02303
Upper Lim.	0.2	0.11	0.1	0.1	0.1	0.1
Lower Lim.	0.1	0.1	0.057	0.098	0.094	0.08

ND substitution: RL or RL/2 if <15% NDs.

Confidence Interval

Constituent: Fluoride (mg/L) Analysis Run 5/6/2026 7:51 PM View: Confidence Intervals

Plant Yates Client: Southern Company Data: Yates AMA-R6

	YGWC-43	YGWC-49	YGWC-50	YAMW-2	YAMW-3	YAMW-4
8/31/2016	0.12 (J)					
9/1/2016		0.09 (J)				
11/15/2016		0.16 (J)				
11/16/2016	0.2 (J)					
2/24/2017	0.21 (J)					
2/27/2017		0.06 (J)				
5/9/2017		0.05 (J)				
5/10/2017	0.04 (J)					
7/11/2017	0.2 (J)					
7/13/2017		<0.1				
10/11/2017		0.14 (J)				
10/12/2017	0.1 (J)					
4/4/2018	<0.1	<0.1				
9/20/2018	<0.1	<0.1				
3/28/2019	0.078 (J)	<0.1				
8/21/2019	0.062 (J)					
9/26/2019		0.09 (J)				
10/9/2019	<0.1					
10/10/2019		0.09 (J)				
2/17/2020	0.15 (J)	<0.1				
3/25/2020	0.073 (J)	<0.1				
9/23/2020				<0.1		<0.1
9/24/2020		<0.1				
9/25/2020	<0.1					
2/9/2021	0.058 (J)	<0.1		<0.1		0.14
3/3/2021				<0.1		0.14
3/4/2021	0.063 (J)	<0.1				
8/25/2021						<0.1
9/1/2021		<0.1		<0.1		
9/27/2021	0.1					
2/8/2022	0.066 (J)	<0.1				
2/10/2022				<0.1	<0.1	<0.1
8/31/2022		<0.1				
9/1/2022	0.091 (J)			0.063 (J)	0.091 (J)	0.078 (J)
2/8/2023	0.11			0.061 (J)		0.079 (J)
2/9/2023		<0.1			0.079 (J)	
8/16/2023	0.062 (J)	<0.1			0.081 (J)	<0.1
8/17/2023			0.12	<0.1		
12/20/2023			0.14			
2/21/2024		<0.1			0.066 (J)	
2/22/2024	0.091 (J)		0.14	0.05 (J)		0.061 (J)
6/10/2024			0.11			
8/21/2024				<0.1		
8/22/2024	0.05 (J)	<0.1			0.075 (J)	
8/23/2024			0.085 (J)			0.071 (J)
11/26/2024			0.15			
2/26/2025		<0.1	0.077 (J)	<0.1	<0.1	<0.1
2/27/2025	<0.1					
5/21/2025			0.07 (J)			
8/13/2025				<0.1	0.067 (J)	0.061 (J)
8/14/2025	0.075 (J)	<0.1				
10/8/2025			0.12			

ND substitution: RL or RL/2 if <15% NDs.

Confidence Interval

Constituent: Fluoride (mg/L) Analysis Run 5/6/2026 7:51 PM View: Confidence Intervals

Plant Yates Client: Southern Company Data: Yates AMA-R6

	YGWC-43	YGWC-49	YGWC-50	YAMW-2	YAMW-3	YAMW-4
2/18/2026	0.082 (J)					
2/19/2026		<0.1	0.083 (J)	0.057 (J)	0.068 (J)	0.069 (J)
Mean	0.09927	0.09923	0.1095	0.087	0.08078	0.09223
Std. Dev.	0.04503	0.01958	0.02914	0.0205	0.01347	0.02612
Upper Lim.	0.0997	0.1	0.1355	0.1	0.08346	0.09005
Lower Lim.	0.06373	0.09	0.0835	0.057	0.06711	0.06041

ND substitution: RL or RL/2 if <15% NDs.

Confidence Interval

Constituent: Fluoride (mg/L) Analysis Run 5/6/2026 7:51 PM View: Confidence Intervals

Plant Yates Client: Southern Company Data: Yates AMA-R6

	YAMW-5	PZ-35	PZ-37D	PZ-37	PZ-51	PZ-52D
10/12/2017				<0.1		
11/21/2017				0.26 (J)		
1/11/2018				<0.1		
2/20/2018				0.45		
4/3/2018				0.31		
6/29/2018				<0.1		
8/6/2018				0.23 (J)		
9/24/2018				<0.1		
10/16/2018		<0.1				
9/26/2019		<0.1				
3/25/2020		<0.1				
9/24/2020	<0.1	<0.1				
9/25/2020				<0.1		
2/9/2021	<0.1			<0.1		
2/10/2021		<0.1				
3/4/2021	<0.1	<0.1		<0.1		
5/13/2021			0.12			
8/25/2021				<0.1		
8/26/2021	<0.1					
9/1/2021		<0.1				
9/3/2021			0.15			
11/4/2021						0.1
2/10/2022	<0.1	<0.1		<0.1	0.1	
2/11/2022			0.17			0.1
4/4/2022				<0.1		
4/7/2022				<0.1		
8/31/2022		<0.1				
9/1/2022	0.055 (J)		0.35	<0.1	0.13	0.11
2/8/2023	0.05 (J)		0.2	<0.1		0.07 (J)
2/9/2023		<0.1			0.13	
8/16/2023	<0.1	<0.1	0.23		0.097 (J)	
8/17/2023				<0.1		0.059 (J)
2/21/2024			0.21	<0.1		0.053 (J)
2/22/2024	<0.1				0.14	
2/23/2024		<0.1				
8/21/2024			0.25	<0.1		<0.1
8/22/2024		<0.1			0.17	
8/23/2024	0.05 (J)					
2/25/2025		0.055 (J)				
2/27/2025	0.05 (J)		0.2	0.064 (J)	0.11	0.064 (J)
7/31/2025		<0.1				
8/13/2025	<0.1					0.064 (J)
8/14/2025			0.15	<0.1	0.18	
2/18/2026			0.14	<0.1	0.16	0.052 (J)
2/19/2026	<0.1					
Mean	0.085	0.097	0.1973	0.1354	0.1352	0.0722
Std. Dev.	0.02345	0.01162	0.06467	0.09085	0.03009	0.0225
Upper Lim.	0.1	0.1	0.2512	0.23	0.1643	0.09124
Lower Lim.	0.05	0.055	0.1434	0.1	0.1062	0.05282

ND substitution: RL or RL/2 if <15% NDs.

Confidence Interval

Constituent: Fluoride (mg/L) Analysis Run 5/6/2026 7:51 PM View: Confidence Intervals

Plant Yates Client: Southern Company Data: Yates AMA-R6

	PZ-54D	PZ-55
2/22/2024		0.065 (J)
6/12/2024	0.39	
8/21/2024		<0.1
11/7/2024	0.09 (J)	
2/27/2025	0.1	<0.1
8/13/2025	0.21	
8/14/2025		0.097 (J)
2/18/2026	0.25	
2/19/2026		<0.1
Mean	0.208	0.0924
Std. Dev.	0.123	0.01537
Upper Lim.	0.414	0.1
Lower Lim.	0.001952	0.065

ND substitution: RL or RL/2 if <15% NDs.

Confidence Interval

Constituent: Lead (mg/L) Analysis Run 5/6/2026 7:51 PM View: Confidence Intervals

Plant Yates Client: Southern Company Data: Yates AMA-R6

	YGWC-38	YGWC-41	YGWC-23S	YGWC-24SB	YGWC-36A	YGWC-42
6/7/2016			0.00044 (J)			
6/8/2016				<0.001		
7/28/2016			<0.001			
8/1/2016				<0.001		
8/30/2016						<0.001
9/2/2016					0.0017 (J)	
9/20/2016			<0.001	<0.001		
11/8/2016			<0.001	<0.001		
11/14/2016					0.0002 (J)	
11/16/2016						0.0002 (J)
1/16/2017			<0.001			
1/17/2017				<0.001		
2/27/2017						<0.001
2/28/2017					0.0003 (J)	
3/8/2017				<0.001		
3/9/2017			<0.001			
5/2/2017			<0.001	<0.001		
5/9/2017					0.0004 (J)	
5/10/2017						9E-05 (J)
7/7/2017				<0.001		
7/10/2017			<0.001			
7/11/2017						<0.001
7/13/2017					0.0004 (J)	
9/22/2017					0.0003 (J)	
9/29/2017					0.0002 (J)	
10/6/2017					0.0002 (J)	
10/12/2017	0.0001 (J)	<0.001				<0.001
11/20/2017	0.0001 (J)					
11/21/2017		<0.001				
1/11/2018		7E-05 (J)				
1/12/2018	0.0001 (J)					
2/19/2018		<0.001				
2/20/2018	<0.001					
3/30/2018			<0.001	<0.001	<0.001	
4/3/2018	<0.001	<0.001				
4/4/2018						<0.001
6/27/2018		0.0011 (J)				
6/28/2018	<0.001					
8/7/2018	<0.001	<0.001				
9/20/2018						<0.001
9/24/2018	<0.001	<0.001				
3/5/2019				<0.001		
3/6/2019			<0.001		<0.001	
4/4/2019			<0.001	<0.001	0.00037 (J)	
8/22/2019	<0.001	6.7E-05 (J)				<0.001
9/26/2019				<0.001	0.00023 (J)	
9/27/2019			0.00013 (J)			
10/9/2019	<0.001	0.00012 (J)				<0.001
2/13/2020				<0.001		
2/14/2020	<0.001	<0.001			0.00016 (J)	<0.001
2/17/2020			<0.001			
3/25/2020	<0.001	<0.001			0.0001 (J)	4.7E-05 (J)

ND substitution: RL or RL/2 if <15% NDs.

Confidence Interval

Constituent: Lead (mg/L) Analysis Run 5/6/2026 7:51 PM View: Confidence Intervals

Plant Yates Client: Southern Company Data: Yates AMA-R6

	YGWC-38	YGWC-41	YGWC-23S	YGWC-24SB	YGWC-36A	YGWC-42
3/26/2020			<0.001	5.3E-05 (J)		
9/23/2020				<0.001		
9/24/2020			4.6E-05			<0.001
9/25/2020	<0.001	<0.001				
10/7/2020					0.00077 (J)	
2/9/2021	<0.001		<0.001	0.00036 (J)		
2/10/2021		0.0002 (J)			0.00051 (J)	5.4E-05
3/3/2021				<0.001		
3/4/2021	<0.001	<0.001	0.00021 (J)		0.00025 (J)	<0.001
8/25/2021			<0.001			<0.001
8/26/2021	<0.001	<0.001				
9/1/2021				<0.001		
9/3/2021					<0.001	
2/8/2022		<0.001				
2/10/2022	<0.001		<0.001	<0.001		<0.001
2/11/2022					<0.001	
9/1/2022	<0.001	<0.001	<0.001		<0.001	<0.001
2/8/2023	<0.001	<0.001	<0.001			<0.001
2/9/2023					<0.001	
2/10/2023				<0.001		
8/16/2023	<0.001	<0.001	<0.001	<0.001	<0.001	<0.001
2/21/2024			<0.001			
2/22/2024	<0.001	<0.001				<0.001
2/23/2024				0.00029 (J)	<0.001	
8/21/2024			<0.001			
8/22/2024				<0.001	<0.001	<0.001
8/23/2024	<0.001	<0.001				
2/26/2025	<0.001	<0.001			<0.001	<0.001
2/27/2025			<0.001			
3/17/2025				<0.001		
8/12/2025					<0.001	
8/13/2025		<0.001	<0.001			<0.001
8/14/2025	<0.001			<0.001		
2/18/2026	<0.001			<0.001	<0.001	
2/19/2026		<0.001	<0.001			<0.001
Mean	0.000892	0.0008623	0.0008824	0.0009117	0.00067	0.0008556
Std. Dev.	0.0002985	0.0003345	0.000293	0.0002536	0.0004174	0.0003385
Upper Lim.	0.001	0.001	0.001	0.001	0.001	0.001
Lower Lim.	0.0001	0.0002	0.00044	0.00036	0.00025	0.0002

ND substitution: RL or RL/2 if <15% NDs.

Confidence Interval

Constituent: Lead (mg/L) Analysis Run 5/6/2026 7:51 PM View: Confidence Intervals

Plant Yates Client: Southern Company Data: Yates AMA-R6

	YGWC-43	YGWC-49	YGWC-50	YAMW-1	YAMW-2	YAMW-4
8/31/2016	<0.001					
9/1/2016		<0.001				
11/15/2016		<0.001				
11/16/2016	<0.001					
2/24/2017	<0.001					
2/27/2017		<0.001				
5/9/2017		<0.001				
5/10/2017	8E-05 (J)					
7/11/2017	<0.001					
7/13/2017		<0.001				
10/11/2017		<0.001				
10/12/2017	<0.001					
4/4/2018	<0.001	<0.001				
9/20/2018	<0.001	<0.001				
8/21/2019	<0.001					
9/26/2019		<0.001		<0.001		
10/9/2019	<0.001					
2/17/2020	<0.001	7.1E-05 (J)				
3/25/2020	7.5E-05 (J)	5.9E-05 (J)		<0.001		
9/23/2020					<0.001	0.00028 (J)
9/24/2020		<0.001		<0.001		
9/25/2020	<0.001					
2/9/2021	<0.001	<0.001		0.00019 (J)	0.00011 (J)	0.00054 (J)
3/3/2021				<0.001	8E-05 (J)	9.6E-05 (J)
3/4/2021	<0.001	<0.001				
8/25/2021						<0.001
9/1/2021		<0.001		<0.001	<0.001	
9/27/2021	<0.001					
2/8/2022	<0.001	<0.001				
2/10/2022				<0.001	<0.001	<0.001
8/31/2022		<0.001		<0.001		
9/1/2022	<0.001				<0.001	<0.001
2/8/2023	<0.001				<0.001	<0.001
2/9/2023		<0.001		<0.001		
8/16/2023	<0.001	<0.001		<0.001		<0.001
8/17/2023			0.0002 (J)		<0.001	
12/20/2023			0.0003 (J)			
2/21/2024		<0.001				
2/22/2024	<0.001		0.00021 (J)		<0.001	<0.001
2/23/2024				<0.001		
6/10/2024			0.00042 (J)			
8/21/2024					<0.001	
8/22/2024	<0.001	<0.001		<0.001		
8/23/2024			0.00023 (J)			<0.001
11/26/2024			0.00033 (J)			
2/26/2025		<0.001	<0.001	<0.001	<0.001	<0.001
2/27/2025	<0.001					
5/21/2025			<0.001			
7/31/2025				<0.001		
8/13/2025					0.00031 (J)	<0.001
8/14/2025	<0.001	<0.001				
10/8/2025			<0.001			

ND substitution: RL or RL/2 if <15% NDs.

Confidence Interval

Constituent: Lead (mg/L) Analysis Run 5/6/2026 7:51 PM View: Confidence Intervals

Plant Yates Client: Southern Company Data: Yates AMA-R6

	YGWC-43	YGWC-49	YGWC-50	YAMW-1	YAMW-2	YAMW-4
2/18/2026	<0.001			<0.001		
2/19/2026		<0.001	<0.001		<0.001	<0.001
Mean	0.0009262	0.0009221	0.000569	0.000946	0.0008077	0.0008397
Std. Dev.	0.0002554	0.000264	0.0003763	0.0002091	0.000369	0.000318
Upper Lim.	0.001	0.001	0.001	0.001	0.001	0.001
Lower Lim.	8E-05	7.1E-05	0.00021	0.00019	0.00011	0.00028

ND substitution: RL or RL/2 if <15% NDs.

Confidence Interval

Constituent: Lead (mg/L) Analysis Run 5/6/2026 7:51 PM View: Confidence Intervals

Plant Yates Client: Southern Company Data: Yates AMA-R6

	YAMW-5	PZ-35	PZ-37D	PZ-37	PZ-51	PZ-52D
10/12/2017				0.0002 (J)		
11/21/2017				0.0002 (J)		
1/11/2018				0.0001 (J)		
2/20/2018				<0.001		
4/3/2018				<0.001		
6/29/2018				<0.001		
8/6/2018				<0.001		
9/24/2018				<0.001		
9/26/2019		<0.001				
3/25/2020		<0.001				
9/24/2020	0.00011 (J)	<0.001				
9/25/2020				8.5E-05 (J)		
2/9/2021	7.3E-05 (J)			8.8E-05 (J)		
2/10/2021		8.7E-05 (J)				
3/4/2021	4.1E-05 (J)	0.00015 (J)		<0.001		
5/13/2021			4.9E-05 (J)			
8/25/2021				<0.001		
8/26/2021	<0.001					
9/1/2021		<0.001				
9/3/2021			<0.001			
11/4/2021						0.001
2/10/2022	<0.001	<0.001		<0.001	<0.001	
2/11/2022			<0.001			0.0031
4/4/2022				<0.001		
4/7/2022				<0.001		
8/31/2022		<0.001				
9/1/2022	<0.001		<0.001	<0.001	<0.001	<0.001
2/8/2023	<0.001		<0.001	<0.001		<0.001
2/9/2023		<0.001			<0.001	
8/16/2023	<0.001	<0.001	<0.001		<0.001	
8/17/2023				<0.001		0.0014
2/21/2024			<0.001	<0.001		<0.001
2/22/2024	<0.001				<0.001	
2/23/2024		<0.001				
8/21/2024			<0.001	0.0002 (J)		<0.001
8/22/2024		0.0014			0.00019 (J)	
8/23/2024	<0.001					
2/25/2025		0.00039 (J)				
2/27/2025	<0.001		<0.001	<0.001	<0.001	0.001
7/31/2025		0.00029 (J)				
8/13/2025	<0.001					0.00026 (J)
8/14/2025			<0.001	<0.001	<0.001	
2/18/2026			<0.001	<0.001	<0.001	<0.001
2/19/2026	<0.001					
Mean	0.0007865	0.0008084	0.0009135	0.0007771	0.00091	0.001176
Std. Dev.	0.000406	0.0003998	0.0002867	0.0003847	0.00027	0.0007309
Upper Lim.	0.001	0.0014	0.001	0.001	0.001	0.0014
Lower Lim.	7.3E-05	0.00029	0.001	0.0002	0.00019	0.001

ND substitution: RL or RL/2 if <15% NDs.

Confidence Interval

Constituent: Lead (mg/L) Analysis Run 5/6/2026 7:51 PM View: Confidence Intervals

Plant Yates Client: Southern Company Data: Yates AMA-R6

	PZ-54D	PZ-55
2/22/2024		<0.001
6/12/2024	0.047	
8/21/2024		<0.001
11/7/2024	0.00063 (J)	
2/27/2025	<0.001	<0.001
8/13/2025	<0.001	
8/14/2025		<0.001
2/18/2026	<0.001	
2/19/2026		0.00071 (J)
Mean	0.01013	0.000942
Std. Dev.	0.02061	0.0001297
Upper Lim.	0.047	0.001
Lower Lim.	0.00063	0.00071

ND substitution: RL or RL/2 if <15% NDs.

Confidence Interval

Constituent: Lithium (mg/L) Analysis Run 5/6/2026 7:51 PM View: Confidence Intervals

Plant Yates Client: Southern Company Data: Yates AMA-R6

	YGWC-38	YGWC-41	YGWC-23S	YGWC-24SB	YGWC-36A	YGWC-42
6/7/2016			<0.005			
6/8/2016				<0.002		
7/28/2016			0.0019 (J)			
8/1/2016				<0.002		
8/30/2016						0.0257 (J)
9/2/2016					0.0029 (J)	
9/20/2016			0.0021 (J)	<0.002		
11/8/2016			0.0024 (J)	<0.002		
11/14/2016					0.0044 (J)	
11/16/2016						0.0221 (J)
1/16/2017			0.0022 (J)			
1/17/2017				<0.002		
2/27/2017						0.0208 (J)
2/28/2017					0.0038 (J)	
3/8/2017				<0.002		
3/9/2017			0.0025 (J)			
5/2/2017			0.0019 (J)	<0.002		
5/9/2017					0.0057 (J)	
5/10/2017						0.0316 (J)
7/7/2017				<0.002		
7/10/2017			0.0018 (J)			
7/11/2017						0.0281 (J)
7/13/2017					0.007 (J)	
9/22/2017					0.0067 (J)	
9/29/2017					0.0064 (J)	
10/6/2017					0.0065 (J)	
10/12/2017	0.0095 (J)	0.004 (J)				0.0331 (J)
11/20/2017	0.0083 (J)					
11/21/2017		0.0043 (J)				
1/11/2018		0.0044 (J)				
1/12/2018	0.0089 (J)					
2/19/2018		<0.05				
2/20/2018	0.0082 (J)					
3/30/2018			0.0039 (J)	<0.002	0.0061 (J)	
4/3/2018	0.0097 (J)	0.0047 (J)				
4/4/2018						0.037 (J)
6/12/2018			0.0017 (J)	<0.002		
6/13/2018					0.0065 (J)	
6/27/2018		0.0042 (J)				
6/28/2018	0.0093 (J)					
8/7/2018	0.0092 (J)	0.0038 (J)				
9/20/2018						0.049 (J)
9/24/2018	0.0083 (J)	0.0037 (J)				
9/26/2018				<0.002	0.0063 (J)	
9/27/2018			0.0017 (J)			
3/5/2019				<0.002		
3/6/2019			0.0025 (J)		0.0057 (J)	
4/4/2019			0.0018 (J)	<0.002	0.0058 (J)	
8/22/2019	0.0082 (J)	0.0035 (J)				0.047
9/26/2019				<0.002	0.0041 (J)	
9/27/2019			0.0017 (J)			
10/9/2019	0.0081 (J)	0.0032 (J)				0.037

ND substitution: RL or RL/2 if <15% NDs.

Confidence Interval

Constituent: Lithium (mg/L) Analysis Run 5/6/2026 7:51 PM View: Confidence Intervals

Plant Yates Client: Southern Company Data: Yates AMA-R6

	YGWC-38	YGWC-41	YGWC-23S	YGWC-24SB	YGWC-36A	YGWC-42
2/13/2020				<0.002		
2/14/2020	0.0076 (J)	0.0029 (J)			0.0024 (J)	0.038
2/17/2020			0.0021 (J)			
3/25/2020	0.0081 (J)	0.0029 (J)			0.0032 (J)	0.045
3/26/2020			0.0021 (J)	<0.002		
9/23/2020				<0.002		
9/24/2020			0.0035 (J)			0.05
9/25/2020	0.0069 (J)	0.0025 (J)				
10/7/2020					0.0014 (J)	
2/9/2021	0.0067 (J)		0.0026 (J)	<0.002		
2/10/2021		0.0021 (J)			0.0011 (J)	0.058
3/3/2021				<0.002		
3/4/2021	0.0067 (J)	0.0021 (J)	0.0026 (J)		<0.03	0.059
8/25/2021			0.0026 (J)			0.053
8/26/2021	0.007 (J)	0.0021 (J)				
9/1/2021				<0.002		
9/3/2021					0.00086 (J)	
2/8/2022		0.0023 (J)				
2/10/2022	0.0068 (J)		0.0029 (J)	<0.002		0.052
2/11/2022					0.00093 (J)	
9/1/2022	0.006 (J)	0.0019 (J)	0.0025 (J)		0.00089 (J)	0.054
2/8/2023	0.0058 (J)	0.0021 (J)	0.0028 (J)			0.046
2/9/2023					0.001 (J)	
2/10/2023				<0.002		
8/16/2023	0.0058 (J)	0.0021 (J)	0.0024 (J)	<0.002	0.0014 (J)	0.054
2/21/2024			0.0024 (J)			
2/22/2024	0.0058 (J)	0.0026 (J)				0.049
2/23/2024				<0.002	0.0017 (J)	
8/21/2024			0.0023 (J)			
8/22/2024				<0.002	0.002 (J)	0.051
8/23/2024	0.0052 (J)	0.002 (J)				
2/26/2025	0.00621 (J)	0.00235 (J)			0.00237 (J)	0.0556
2/27/2025			0.00324 (J)			
3/17/2025				0.000839 (J)		
8/12/2025					0.00244	
8/13/2025		0.00235	0.00311			0.0535
8/14/2025	0.00561			<0.002		
2/18/2026	0.0059			0.000773 (J)	0.00269	
2/19/2026		0.00259	0.00311			0.0383
Mean	0.007353	0.003828	0.002443	0.001915	0.002598	0.05271
Std. Dev.	0.001381	0.004498	0.0005574	0.0003133	0.00378	0.003562
Upper Lim.	0.008041	0.0038	0.002699	0.002	0.00269	0.05589
Lower Lim.	0.006665	0.0023	0.002188	0.000839	0.00089	0.04953

ND substitution: RL or RL/2 if <15% NDs.

Confidence Interval

Constituent: Lithium (mg/L) Analysis Run 5/6/2026 7:51 PM View: Confidence Intervals

Plant Yates Client: Southern Company Data: Yates AMA-R6

	YGWC-43	YGWC-49	YGWC-50	YAMW-1	YAMW-2	YAMW-3
8/31/2016	0.006 (J)					
9/1/2016		0.0034 (J)				
11/15/2016		0.0044 (J)				
11/16/2016	0.0095 (J)					
2/24/2017	0.0104 (J)					
2/27/2017		0.0036 (J)				
5/9/2017		0.0038 (J)				
5/10/2017	0.0123 (J)					
7/11/2017	0.0131 (J)					
7/13/2017		0.0036 (J)				
10/11/2017		0.0036 (J)				
10/12/2017	0.013 (J)					
4/4/2018	0.016 (J)	0.0039 (J)				
9/20/2018	0.019 (J)	0.0036 (J)				
10/16/2018				0.0052 (J)		
8/21/2019	0.015 (J)					
9/26/2019		0.0036 (J)		<0.03		
10/9/2019	0.018 (J)					
2/17/2020	0.015 (J)	0.0032 (J)				
3/25/2020	0.016 (J)	0.0037 (J)		0.0011 (J)		
9/23/2020					<0.03	
9/24/2020		0.0037 (J)		0.011 (J)		
9/25/2020	0.018 (J)					
2/9/2021	0.024 (J)	0.0038 (J)		0.021 (J)	<0.03	
3/3/2021				0.022 (J)	<0.03	
3/4/2021	0.025 (J)	0.0035 (J)				
9/1/2021		0.0036 (J)		0.013 (J)	<0.03	
9/27/2021	0.0092 (J)					
11/17/2021						0.046 (OX)
12/9/2021						0.042
2/8/2022	0.016 (J)	0.0036 (J)				
2/10/2022				0.014 (J)	<0.03	0.054
8/31/2022		0.0031 (J)		0.021 (J)		
9/1/2022	0.014 (J)				<0.03	0.041
2/8/2023	0.015 (J)				<0.03	
2/9/2023		0.0033 (J)		0.019 (J)		0.048
8/16/2023	0.015 (J)	0.003 (J)		0.016 (J)		0.04
8/17/2023			0.0033 (J)		<0.03	
12/20/2023			0.0035 (J)			
2/21/2024		0.0029 (J)				0.047
2/22/2024	0.015 (J)		0.0036 (J)		<0.03	
2/23/2024				0.017 (J)		
6/10/2024			0.0033 (J)			
8/21/2024					<0.03	
8/22/2024	0.015 (J)	0.0029 (J)		0.016 (J)		0.048
8/23/2024			0.0031 (J)			
11/26/2024			0.0032 (J)			
2/26/2025		0.0033 (J)	0.00277 (J)	0.0285 (J)	<0.03	0.0573
2/27/2025	0.0189 (J)					
5/21/2025			0.00292 (J)			
7/31/2025				0.0506		
8/13/2025					0.00091 (J)	0.0532

ND substitution: RL or RL/2 if <15% NDs.

Confidence Interval

Constituent: Lithium (mg/L) Analysis Run 5/6/2026 7:51 PM View: Confidence Intervals

Plant Yates Client: Southern Company Data: Yates AMA-R6

	YGWC-43	YGWC-49	YGWC-50	YAMW-1	YAMW-2	YAMW-3
8/14/2025	0.0171	0.00318				
10/8/2025			0.002			
2/18/2026	0.0172			0.0196		
2/19/2026		0.00335	0.00232		0.000757 (J)	0.0528
Mean	0.01531	0.003485	0.003001	0.01812	0.02551	0.04833
Std. Dev.	0.004193	0.0003445	0.0005123	0.01086	0.01095	0.005977
Upper Lim.	0.0174	0.00366	0.003458	0.02413	0.03	0.05366
Lower Lim.	0.01322	0.003309	0.002544	0.01039	0.00091	0.043

Confidence Interval

Constituent: Lithium (mg/L) Analysis Run 5/6/2026 7:51 PM View: Confidence Intervals

Plant Yates Client: Southern Company Data: Yates AMA-R6

	YAMW-4	YAMW-5	PZ-35	PZ-37D	PZ-37	PZ-51
10/12/2017					0.0271 (J)	
11/21/2017					0.0255 (J)	
1/11/2018					0.0271 (J)	
2/20/2018					<0.25	
4/3/2018					0.027 (J)	
6/29/2018					0.032 (J)	
8/6/2018					0.033 (J)	
9/24/2018					0.028 (J)	
10/16/2018			0.0011 (J)			
9/26/2019			<0.03			
3/25/2020			0.011 (J)			
9/23/2020	0.03 (J)					
9/24/2020		0.013 (J)	0.001 (J)			
9/25/2020					0.028 (J)	
2/9/2021	0.018 (J)	0.016 (J)			0.024 (J)	
2/10/2021			0.0012 (J)			
3/3/2021	0.02 (J)					
3/4/2021		0.016 (J)	0.0015 (J)		0.028 (J)	
5/13/2021				0.011 (J)		
8/25/2021	0.033				0.023 (J)	
8/26/2021		0.015 (J)				
9/1/2021			0.0019 (J)			
9/3/2021				0.013 (J)		
11/17/2021						0.0049 (J)
2/10/2022	0.036	0.015 (J)	0.0021 (J)		0.017 (J)	0.006 (J)
2/11/2022				0.0087 (J)		
4/4/2022					0.013 (J)	
4/7/2022					0.015 (J)	
8/31/2022			0.0025 (J)			
9/1/2022	0.032	0.013 (J)		0.0044 (J)	0.016 (J)	0.0051 (J)
2/8/2023	0.033	0.014 (J)		0.0088 (J)	0.013 (J)	
2/9/2023			0.0026 (J)			0.0045 (J)
8/16/2023	0.033	0.014 (J)	0.0026 (J)	0.0095 (J)		0.0048 (J)
8/17/2023					0.016 (J)	
2/21/2024				0.009 (J)	0.015 (J)	
2/22/2024	0.036	0.014 (J)				0.005 (J)
2/23/2024			0.0032 (J)			
8/21/2024				0.0068 (J)	0.017 (J)	
8/22/2024			0.0028 (J)			0.0053 (J)
8/23/2024	0.035	0.014 (J)				
2/25/2025			0.00438 (J)			
2/26/2025	0.0404					
2/27/2025		0.0168 (J)		0.0102 (J)	0.0172 (J)	0.00602 (J)
7/31/2025			0.00322			
8/13/2025	0.0373	0.0157				
8/14/2025				0.0131	0.0186	0.00562
2/18/2026				0.0155	0.0148	0.00603
2/19/2026	0.0377	0.0163				
Mean	0.03242	0.01483	0.00374	0.01	0.0261	0.005327
Std. Dev.	0.006563	0.00126	0.003942	0.003096	0.02248	0.0005594
Upper Lim.	0.03702	0.01577	0.004517	0.01258	0.028	0.005826
Lower Lim.	0.02847	0.01389	0.001601	0.00742	0.016	0.004828

ND substitution: RL or RL/2 if <15% NDs.

Confidence Interval

Constituent: Lithium (mg/L) Analysis Run 5/6/2026 7:51 PM View: Confidence Intervals

Plant Yates Client: Southern Company Data: Yates AMA-R6

	PZ-52D	PZ-54D	PZ-55
11/4/2021	0.016 (J)		
2/11/2022	0.015 (J)		
9/1/2022	0.023 (J)		
2/8/2023	0.025 (J)		
8/17/2023	0.029 (J)		
2/21/2024	0.027 (J)		
2/22/2024			0.0034 (J)
6/12/2024		0.022 (J)	
8/21/2024	0.029 (J)		0.003 (J)
11/7/2024		0.027 (J)	
2/27/2025	0.0331	0.0237 (J)	0.00343 (J)
8/13/2025	0.0284	0.0206	
8/14/2025			0.000809 (J)
2/18/2026	0.028	0.0158	
2/19/2026			0.00346
Mean	0.02535	0.02182	0.00282
Std. Dev.	0.00583	0.004127	0.00114
Upper Lim.	0.03055	0.02874	0.003696
Lower Lim.	0.02015	0.0149	0

Confidence Interval

Constituent: Mercury (mg/L) Analysis Run 5/6/2026 7:51 PM View: Confidence Intervals

Plant Yates Client: Southern Company Data: Yates AMA-R6

	YGWC-38	YGWC-41	YGWC-23S	YGWC-24SB	YGWC-42	YGWC-43
6/7/2016			9.8E-05 (J)			
6/8/2016				<0.0002		
7/28/2016			<0.0002			
8/1/2016				<0.0002		
8/30/2016					<0.0002	
8/31/2016						<0.0002
9/20/2016			<0.0002	<0.0002		
11/8/2016			<0.0002	<0.0002		
11/16/2016					<0.0002	<0.0002
1/16/2017			<0.0002			
1/17/2017				<0.0002		
2/24/2017						<0.0002
2/27/2017					<0.0002	
3/8/2017				0.00014 (J)		
3/9/2017			0.00014 (J)			
5/2/2017			<0.0002	<0.0002		
5/10/2017					<0.0002	<0.0002
7/7/2017				<0.0002		
7/10/2017			<0.0002			
7/11/2017					<0.0002	<0.0002
10/12/2017	<0.0002	<0.0002			<0.0002	<0.0002
11/20/2017	8E-05 (J)					
11/21/2017		6E-05 (J)				
1/11/2018		<0.0002				
1/12/2018	<0.0002					
2/19/2018		<0.0002				
2/20/2018	<0.0002					
3/30/2018			<0.0002	<0.0002		
4/3/2018	<0.0002	<0.0002				
4/4/2018					<0.0002	<0.0002
6/27/2018		<0.0002				
6/28/2018	3.7E-05 (J)					
8/7/2018	<0.0002	<0.0002				
9/20/2018					4.8E-05 (J)	5.2E-05 (J)
9/24/2018	<0.0002	<0.0002				
9/26/2018				<0.0002		
9/27/2018			<0.0002			
3/5/2019				<0.0002		
3/6/2019			<0.0002			
8/21/2019						<0.0002
8/22/2019	<0.0002	<0.0002			<0.0002	
2/13/2020				<0.0002		
2/14/2020	<0.0002	<0.0002			<0.0002	
2/17/2020			<0.0002			<0.0002
2/9/2021	<0.0002		0.00015 (J)	<0.0002		<0.0002
2/10/2021		<0.0002			<0.0002	
3/3/2021				<0.0002		
3/4/2021	<0.0002	<0.0002	<0.0002		<0.0002	<0.0002
8/25/2021			<0.0002		<0.0002	
8/26/2021	<0.0002	<0.0002				
9/1/2021				<0.0002		
9/27/2021						9E-05

ND substitution: RL or RL/2 if <15% NDs.

Confidence Interval

Constituent: Mercury (mg/L) Analysis Run 5/6/2026 7:51 PM View: Confidence Intervals

Plant Yates Client: Southern Company Data: Yates AMA-R6

	YGWC-38	YGWC-41	YGWC-23S	YGWC-24SB	YGWC-42	YGWC-43
2/8/2022		<0.0002				<0.0002
2/10/2022	<0.0002		<0.0002	<0.0002	<0.0002	
9/1/2022	<0.0002	<0.0002	<0.0002		<0.0002	<0.0002
2/8/2023	<0.0002	<0.0002	<0.0002		<0.0002	<0.0002
2/10/2023				<0.0002		
8/16/2023	<0.0002	<0.0002	<0.0002	<0.0002	<0.0002	<0.0002
2/21/2024			<0.0002			
2/22/2024	<0.0002	<0.0002			<0.0002	<0.0002
2/23/2024				<0.0002		
8/21/2024			<0.0002			
8/22/2024				<0.0002	<0.0002	<0.0002
8/23/2024	<0.0002	<0.0002				
2/26/2025	<0.0002	<0.0002			<0.0002	
2/27/2025			<0.0002			<0.0002
3/17/2025				<0.0002		
8/13/2025		<0.0002	<0.0002		<0.0002	
8/14/2025	<0.0002			<0.0002		<0.0002
2/18/2026	<0.0002			<0.0002		<0.0002
2/19/2026		<0.0002	<0.0002		<0.0002	
Mean	0.0001871	0.0001936	0.0001912	0.0001974	0.0001931	0.0001883
Std. Dev.	4.216E-05	2.985E-05	2.522E-05	1.251E-05	3.241E-05	3.841E-05
Upper Lim.	0.0002	0.0002	0.0002	0.0002	0.0002	0.0002
Lower Lim.	8E-05	6E-05	0.00015	0.00014	4.8E-05	9E-05

ND substitution: RL or RL/2 if <15% NDs.

Confidence Interval

Constituent: Mercury (mg/L) Analysis Run 5/6/2026 7:51 PM View: Confidence Intervals

Plant Yates Client: Southern Company Data: Yates AMA-R6

	YGWC-49	YAMW-1	YAMW-3	PZ-37
9/1/2016	<0.0002			
11/15/2016	<0.0002			
2/27/2017	<0.0002			
5/9/2017	<0.0002			
7/13/2017	<0.0002			
10/11/2017	<0.0002			
10/12/2017				<0.0002
11/21/2017				6E-05 (J)
1/11/2018				<0.0002
2/20/2018				<0.0002
4/3/2018				<0.0002
4/4/2018	<0.0002			
6/29/2018				<0.0002
8/6/2018				<0.0002
9/20/2018	6.1E-05 (J)			
9/24/2018				<0.0002
2/17/2020	<0.0002			
9/24/2020		<0.0002		
9/25/2020				<0.0002
2/9/2021	0.00014 (J)	<0.0002		<0.0002
3/3/2021		<0.0002		
3/4/2021	<0.0002			<0.0002
8/25/2021				<0.0002
9/1/2021	<0.0002	<0.0002		
2/8/2022	<0.0002			
2/10/2022		<0.0002	<0.0002	<0.0002
4/4/2022				<0.0002
4/7/2022				<0.0002
8/31/2022	<0.0002	<0.0002		
9/1/2022			0.00016 (J)	0.00019 (J)
2/8/2023				<0.0002
2/9/2023	<0.0002	<0.0002	<0.0002	
8/16/2023	<0.0002	<0.0002	<0.0002	
8/17/2023				<0.0002
2/21/2024	<0.0002		<0.0002	<0.0002
2/23/2024		<0.0002		
8/21/2024				<0.0002
8/22/2024	<0.0002	0.00014 (J)	<0.0002	
2/26/2025	<0.0002	<0.0002	<0.0002	
2/27/2025				<0.0002
7/31/2025		<0.0002		
8/13/2025			<0.0002	
8/14/2025	<0.0002			<0.0002
2/18/2026		<0.0002		<0.0002
2/19/2026	<0.0002		<0.0002	
Mean	0.0001905	0.0001954	0.0001956	0.0001935
Std. Dev.	3.243E-05	1.664E-05	1.333E-05	2.917E-05
Upper Lim.	0.0002	0.0002	0.0002	0.0002
Lower Lim.	0.00014	0.00014	0.00016	0.00019

ND substitution: RL or RL/2 if <15% NDs.

Confidence Interval

Constituent: Molybdenum (mg/L) Analysis Run 5/6/2026 7:51 PM View: Confidence Intervals

Plant Yates Client: Southern Company Data: Yates AMA-R6

	YGWC-41	YGWC-23S	YGWC-36A	YGWC-42	YGWC-43	YGWC-49
6/7/2016		<0.01				
7/28/2016		<0.01				
8/30/2016				0.0019 (J)		
8/31/2016					0.0022 (J)	
9/1/2016						<0.01
9/2/2016			0.0027 (J)			
9/20/2016		<0.01				
11/8/2016		<0.01				
11/14/2016			0.0071 (J)			
11/15/2016						<0.01
11/16/2016				0.0027 (J)	<0.01	
1/16/2017		<0.01				
2/24/2017					<0.01	
2/27/2017				0.0031 (J)		0.0007 (J)
2/28/2017			0.0038 (J)			
3/9/2017		<0.01				
5/2/2017		<0.01				
5/9/2017			0.0025 (J)			<0.01
5/10/2017				0.0017 (J)	<0.01	
7/10/2017		<0.01				
7/11/2017				0.0014 (J)	<0.01	
7/13/2017			0.0014 (J)			<0.01
9/22/2017			<0.01			
9/29/2017			<0.01			
10/6/2017			<0.01			
10/11/2017						<0.01
10/12/2017	<0.01			<0.01	<0.01	
11/21/2017	<0.01					
1/11/2018	<0.01					
2/19/2018	<0.01					
3/30/2018		<0.01	<0.01			
4/3/2018	<0.01					
4/4/2018				<0.01	<0.01	<0.01
6/27/2018	<0.01					
8/7/2018	<0.01					
9/20/2018				<0.01	<0.01	<0.01
9/24/2018	<0.01					
3/6/2019		<0.01	<0.01			
8/21/2019					0.0012 (J)	
8/22/2019	<0.01			<0.01		
10/9/2019	<0.01			<0.01	0.0012 (J)	
2/14/2020	<0.01		<0.01	<0.01		
2/17/2020		<0.01			<0.01	<0.01
3/25/2020	<0.01		<0.01	<0.01	0.0015 (J)	<0.01
3/26/2020		<0.01				
9/24/2020		<0.01		0.00091 (J)		<0.01
9/25/2020	<0.01				0.0011 (J)	
10/7/2020			0.0015 (J)			
2/9/2021		<0.01			0.0012 (J)	<0.01
2/10/2021	<0.01		<0.01	0.00094 (J)		
3/4/2021	<0.01	<0.01	<0.01	0.00085 (J)	0.0011 (J)	<0.01
8/25/2021		<0.01		0.00078 (J)		

ND substitution: RL or RL/2 if <15% NDs.

Confidence Interval

Constituent: Molybdenum (mg/L) Analysis Run 5/6/2026 7:51 PM View: Confidence Intervals

Plant Yates Client: Southern Company Data: Yates AMA-R6

	YGWC-41	YGWC-23S	YGWC-36A	YGWC-42	YGWC-43	YGWC-49
8/26/2021	<0.01					
9/1/2021						<0.01
9/3/2021			<0.01			
9/27/2021					0.0062 (J)	
2/8/2022	<0.01				0.002 (J)	<0.01
2/10/2022		<0.01		0.0008 (J)		
2/11/2022			<0.01			
8/31/2022						<0.01
9/1/2022	<0.01	<0.01	<0.01	0.00079 (J)	0.0014 (J)	
2/8/2023	<0.01	<0.01		0.00081 (J)	0.0016 (J)	
2/9/2023			<0.01			<0.01
8/16/2023	<0.01	<0.01	<0.01	0.00096 (J)	0.0019 (J)	<0.01
2/21/2024		<0.01				<0.01
2/22/2024	<0.01			0.00075 (J)	0.0016 (J)	
2/23/2024			<0.01			
8/21/2024		0.0016 (J)				
8/22/2024			<0.01	0.00071 (J)	0.0013 (J)	<0.01
8/23/2024	0.0019 (J)					
2/26/2025	<0.01		<0.01	<0.01		<0.01
2/27/2025		<0.01			<0.01	
8/12/2025			<0.01			
8/13/2025	<0.01	<0.01		<0.01		
8/14/2025					<0.01	<0.01
2/18/2026			<0.01		<0.01	
2/19/2026	<0.01	<0.01		<0.01		<0.01
Mean	0.009676	0.009664	0.00836	0.004764	0.00542	0.009596
Std. Dev.	0.00162	0.00168	0.003132	0.004401	0.004254	0.001939
Upper Lim.	0.01	0.01	0.01	0.01	0.01	0.01
Lower Lim.	0.0019	0.0016	0.0071	0.00085	0.0014	0.0007

ND substitution: RL or RL/2 if <15% NDs.

Confidence Interval

Constituent: Molybdenum (mg/L) Analysis Run 5/6/2026 7:51 PM View: Confidence Intervals

Plant Yates Client: Southern Company Data: Yates AMA-R6

	YAMW-1	YAMW-2	YAMW-3	YAMW-4	PZ-35	PZ-37D
3/25/2020	<0.01				0.0019 (J)	
9/23/2020		<0.01		0.0068 (J)		
9/24/2020	0.0022 (J)				<0.01	
2/9/2021	0.0038 (J)	<0.01		0.0068 (J)		
2/10/2021					<0.01	
3/3/2021	0.0037 (J)	<0.01		0.0049 (J)		
3/4/2021					<0.01	
5/13/2021						0.0042 (J)
8/25/2021				0.0081 (J)		
9/1/2021	0.0014 (J)	<0.01			<0.01	
9/3/2021						0.0018 (J)
2/10/2022	0.00089 (J)	<0.01	0.0036 (J)	0.0076 (J)	<0.01	
2/11/2022						0.0037 (J)
8/31/2022	<0.01				<0.01	
9/1/2022		<0.01	0.0057 (J)	0.0074 (J)		0.0059 (J)
2/8/2023		<0.01		0.0076 (J)		0.0024 (J)
2/9/2023	<0.01		0.0067 (J)		<0.01	
8/16/2023	<0.01		0.0084 (J)	0.0074 (J)	<0.01	0.004 (J)
8/17/2023		<0.01				
2/21/2024			0.0041 (J)			0.004 (J)
2/22/2024		<0.01		0.0071 (J)		
2/23/2024	<0.01				<0.01	
8/21/2024		0.0017 (J)				0.008 (J)
8/22/2024	<0.01		0.0047 (J)		<0.01	
8/23/2024				0.0074 (J)		
2/25/2025					<0.01	
2/26/2025	<0.01	<0.01	0.0046 (J)	0.0075 (J)		
2/27/2025						0.0043 (J)
7/31/2025	<0.01				<0.01	
8/13/2025		<0.01	0.0036 (J)	0.007 (J)		
8/14/2025						0.0031 (J)
2/18/2026	<0.01					0.0027 (J)
2/19/2026		<0.01	0.0038 (J)	0.0074 (J)		
Mean	0.007285	0.009362	0.005022	0.007154	0.009377	0.004009
Std. Dev.	0.00385	0.002302	0.001634	0.0007644	0.002247	0.001724
Upper Lim.	0.01	0.01	0.006504	0.007644	0.01	0.005446
Lower Lim.	0.0022	0.0017	0.003551	0.006781	0.0019	0.002572

ND substitution: RL or RL/2 if <15% NDs.

Confidence Interval

Constituent: Molybdenum (mg/L) Analysis Run 5/6/2026 7:51 PM View: Confidence Intervals

Plant Yates Client: Southern Company Data: Yates AMA-R6

	PZ-37	PZ-52D	PZ-54D	PZ-55
10/12/2017	0.0022 (J)			
11/21/2017	0.0016 (J)			
1/11/2018	0.0015 (J)			
2/20/2018	<0.01			
4/3/2018	<0.01			
6/29/2018	0.0021 (J)			
8/6/2018	<0.01			
9/24/2018	<0.01			
9/25/2020	0.0016 (J)			
2/9/2021	0.0016 (J)			
3/4/2021	0.0024 (J)			
8/25/2021	0.0011 (J)			
11/4/2021		0.012		
2/10/2022	<0.01			
2/11/2022		0.011		
4/4/2022	<0.01			
4/7/2022	<0.01			
9/1/2022	<0.01	0.0084 (J)		
2/8/2023	<0.01	0.005 (J)		
8/17/2023	<0.01	0.003 (J)		
2/21/2024	<0.01	0.0025 (J)		
2/22/2024				0.00082 (J)
6/12/2024			0.064	
8/21/2024	<0.01	0.0021 (J)		0.0016 (J)
11/7/2024			0.017	
2/27/2025	<0.01	0.0079 (J)	0.017	<0.01
8/13/2025		<0.01	0.026	
8/14/2025	<0.01			0.0091 (J)
2/18/2026	<0.01	0.0024 (J)	0.039	
2/19/2026				<0.01
Mean	0.007135	0.00593	0.0326	0.006304
Std. Dev.	0.004019	0.003678	0.01973	0.004673
Upper Lim.	0.01	0.009211	0.06566	0.009314
Lower Lim.	0.0021	0.002649	0	0

ND substitution: RL or RL/2 if <15% NDs.

Confidence Interval

Constituent: Selenium (mg/L) Analysis Run 5/6/2026 7:51 PM View: Confidence Intervals

Plant Yates Client: Southern Company Data: Yates AMA-R6

	YGWC-38	YGWC-41	YGWC-23S	YGWC-36A	YGWC-42	YGWC-49
6/7/2016			0.037			
7/28/2016			0.0385			
8/30/2016					0.0711	
9/1/2016						0.0086 (J)
9/2/2016				0.0012 (J)		
9/20/2016			0.0464			
11/8/2016			0.0521			
11/14/2016				<0.005		
11/15/2016						0.0056 (J)
11/16/2016					0.0313	
1/16/2017			0.0469			
2/27/2017					0.0316	0.0098 (J)
2/28/2017				0.0017 (J)		
3/9/2017			0.0437			
5/2/2017			0.0395			
5/9/2017				0.0018 (J)		0.0076 (J)
5/10/2017					0.053	
7/10/2017			0.0386			
7/11/2017					0.0697	
7/13/2017				0.0031 (J)		0.0093 (J)
9/22/2017				0.0024 (J)		
9/29/2017				0.002 (J)		
10/6/2017				<0.005		
10/11/2017						0.0089 (J)
10/12/2017	0.265	0.0191			0.0594	
11/20/2017	0.246					
11/21/2017		0.0687				
1/11/2018		0.069				
1/12/2018	0.249					
2/19/2018		0.071				
2/20/2018	0.25					
3/30/2018			0.028	<0.005		
4/3/2018	0.23	0.067				
4/4/2018					0.055	<0.005
6/12/2018			0.026			
6/13/2018				0.0024 (J)		
6/27/2018		0.066				
6/28/2018	0.23					
8/7/2018	0.2	0.061				
9/20/2018					0.041	0.0081 (J)
9/24/2018	0.2	0.061				
9/26/2018				0.0037 (J)		
9/27/2018			0.023			
3/6/2019			0.019	0.0033 (J)		
4/4/2019			0.017	0.0029 (J)		
8/22/2019	0.14	0.058			0.047	
9/26/2019				0.0019 (J)		0.0077 (J)
9/27/2019			0.018			
10/9/2019	0.12	0.052			0.042	
2/14/2020	0.11	0.059		0.002 (J)	0.04	
2/17/2020			0.02			0.0068 (J)
3/25/2020	0.099	0.057		0.0024 (J)	0.046	0.0085 (J)

ND substitution: RL or RL/2 if <15% NDs.

Confidence Interval

Constituent: Selenium (mg/L) Analysis Run 5/6/2026 7:51 PM View: Confidence Intervals

Plant Yates Client: Southern Company Data: Yates AMA-R6

	YGWC-38	YGWC-41	YGWC-23S	YGWC-36A	YGWC-42	YGWC-49
3/26/2020			0.024			
9/24/2020			0.031		0.046	0.0091 (J)
9/25/2020	0.076	0.046				
10/7/2020				<0.005		
2/9/2021	0.073		0.032			0.0079 (J)
2/10/2021		0.033		<0.005	0.043	
3/4/2021	0.076	0.037	0.037	<0.005	0.048	0.0058
8/25/2021			0.032		0.043	
8/26/2021	0.06	0.027				
9/1/2021						0.0066
9/3/2021				<0.005		
2/8/2022		0.031				0.0075
2/10/2022	0.064		0.039		0.044	
2/11/2022				<0.005		
8/31/2022						0.0062
9/1/2022	0.055	0.027	0.036	<0.005	0.035	
2/8/2023	0.056	0.027	0.035		0.041	
2/9/2023				0.0027 (J)		0.0054
8/16/2023	0.053	0.023	0.03	0.0032 (J)	0.019	0.0062
2/21/2024			0.031			0.0055
2/22/2024	0.048	0.021			0.037	
2/23/2024				0.005 (J)		
8/21/2024			0.03			
8/22/2024				0.0054	0.038	0.0056
8/23/2024	0.045	0.021				
2/26/2025	0.045	0.023		0.0054	0.036	0.0059
2/27/2025			0.044			
8/12/2025				0.0047 (J)		
8/13/2025		0.023	0.046		0.036	
8/14/2025	0.042					0.0054
2/18/2026	0.044			0.0057		
2/19/2026		0.023	0.037		0.036	0.0052
Mean	0.0485	0.04283	0.03371	0.003721	0.04356	0.006904
Std. Dev.	0.005425	0.01918	0.009368	0.00144	0.01155	0.001717
Upper Lim.	0.05425	0.061	0.03801	0.005	0.04932	0.00778
Lower Lim.	0.04275	0.023	0.02942	0.0024	0.03781	0.006028

ND substitution: RL or RL/2 if <15% NDs.

Confidence Interval

Constituent: Selenium (mg/L) Analysis Run 5/6/2026 7:51 PM View: Confidence Intervals

Plant Yates Client: Southern Company Data: Yates AMA-R6

	YGWC-50	YAMW-1	YAMW-2	YAMW-3	YAMW-4	YAMW-5
10/16/2018		0.0019 (J)				
9/26/2019		<0.005				
1/15/2020			<0.005			0.045
1/16/2020				<0.005	0.0018 (J)	
3/25/2020		<0.005				
9/23/2020			<0.005		0.016	
9/24/2020		<0.005				0.026
2/9/2021		<0.005	<0.005		<0.005	0.06
3/3/2021		<0.005	<0.005		<0.005	
3/4/2021						0.061
8/25/2021					0.019	
8/26/2021						0.055
9/1/2021		0.0027 (J)	<0.005			
2/10/2022		0.0034 (J)	<0.005	<0.005	0.019	0.057
8/31/2022		0.0041 (J)				
9/1/2022			<0.005	<0.005	0.023	0.048
2/8/2023			<0.005		0.017	0.052
2/9/2023		0.0051		<0.005		
8/16/2023		0.0046 (J)		0.0075	0.019	0.054
8/17/2023	0.0018 (J)		<0.005			
12/20/2023	0.0015 (J)					
2/21/2024				0.023		
2/22/2024	<0.005		<0.005		0.015	0.053
2/23/2024		0.0056				
6/10/2024	0.0012 (J)					
8/21/2024			0.0012 (J)			
8/22/2024		0.0079		0.028		
8/23/2024	0.0015 (J)				0.014	0.054
11/26/2024	0.0022 (J)					
2/26/2025	<0.005	0.0071	<0.005	0.028	0.013	
2/27/2025						0.056
5/21/2025	<0.005					
7/31/2025		0.0049 (J)				
8/13/2025			<0.005	0.023	0.013	0.057
10/8/2025	<0.005					
2/18/2026		0.012				
2/19/2026	<0.005		0.0007 (J)	0.026	0.013	0.059
Mean	0.00332	0.005269	0.004421	0.01555	0.01341	0.0555
Std. Dev.	0.001789	0.002302	0.001474	0.01075	0.006688	0.003656
Upper Lim.	0.005	0.006112	0.005	0.028	0.01818	0.05837
Lower Lim.	0.0015	0.003244	0.0012	0.005	0.01061	0.05263

ND substitution: RL or RL/2 if <15% NDs.

Confidence Interval

Constituent: Selenium (mg/L) Analysis Run 5/6/2026 7:51 PM View: Confidence Intervals

Plant Yates Client: Southern Company Data: Yates AMA-R6

	PZ-35	PZ-37	PZ-51	PZ-52D	PZ-54D	PZ-55
10/12/2017		0.234				
11/21/2017		0.225				
1/11/2018		0.168				
2/20/2018		0.32				
4/3/2018		0.28				
6/29/2018		0.26				
8/6/2018		0.21				
9/24/2018		0.33				
10/16/2018	<0.005					
9/26/2019	<0.005					
3/25/2020	<0.005					
9/24/2020	<0.005					
9/25/2020		0.32				
2/9/2021		0.28				
2/10/2021	<0.005					
3/4/2021	<0.005	0.27				
8/25/2021		0.2				
9/1/2021	0.0016 (J)					
11/4/2021				0.0034 (J)		
2/10/2022	0.003 (J)	0.2	0.029			
2/11/2022				0.0025 (J)		
4/4/2022		0.18				
4/7/2022		0.18				
8/31/2022	0.0033 (J)					
9/1/2022		0.17	0.026	0.0041 (J)		
2/8/2023		0.16		0.0057		
2/9/2023	0.0041 (J)		0.028			
8/16/2023	0.0039 (J)		0.024			
8/17/2023		0.15		0.011		
2/21/2024		0.13		0.0099		
2/22/2024			0.024			0.019
2/23/2024	0.0035 (J)					
6/12/2024					0.0056	
8/21/2024		0.12		0.01		0.022
8/22/2024	0.0038 (J)		0.022			
11/7/2024					<0.005	
2/25/2025	0.0041 (J)					
2/27/2025		0.11	0.021	0.0098	<0.005	0.022
7/31/2025	0.0042 (J)					
8/13/2025				0.0087	<0.005	
8/14/2025		0.096	0.019			<0.005
2/18/2026		0.085	0.022	0.0065	<0.005	
2/19/2026						0.024
Mean	0.0041	0.2034	0.02389	0.00716	0.00512	0.0184
Std. Dev.	0.0009805	0.07351	0.003296	0.003117	0.0002683	0.007701
Upper Lim.	0.005	0.2418	0.02707	0.009941	0.0056	0.02614
Lower Lim.	0.0033	0.1649	0.02071	0.004379	0.005	0

ND substitution: RL or RL/2 if <15% NDs.

Confidence Interval

Constituent: Thallium (mg/L) Analysis Run 5/6/2026 7:51 PM View: Confidence Intervals

Plant Yates Client: Southern Company Data: Yates AMA-R6

	YGWC-36A	YGWC-49	YGWC-50	PZ-54D
9/1/2016		<0.0005		
9/2/2016	<0.0005			
11/14/2016	<0.0005			
11/15/2016		<0.0005		
2/27/2017		9E-05 (J)		
2/28/2017	<0.0005			
5/9/2017	<0.0005	<0.0005		
7/13/2017	<0.0005	<0.0005		
9/22/2017	<0.0005			
9/29/2017	<0.0005			
10/6/2017	<0.0005			
10/11/2017		<0.0005		
3/30/2018	<0.0005			
4/4/2018		<0.0005		
9/20/2018		<0.0005		
3/6/2019	<0.0005			
4/4/2019	<0.0005			
9/26/2019	<0.0005	<0.0005		
2/14/2020	5.7E-05 (J)			
2/17/2020		<0.0005		
3/25/2020	<0.0005	<0.0005		
9/24/2020		<0.0005		
10/7/2020	<0.0005			
2/9/2021		<0.0005		
2/10/2021	<0.0005			
2/8/2022		<0.0005		
2/11/2022	<0.0005			
8/31/2022		<0.0005		
9/1/2022	<0.0005			
2/9/2023	<0.0005	<0.0005		
8/16/2023	<0.0005	<0.0005		
8/17/2023			<0.0005	
12/20/2023			<0.0005	
2/21/2024		<0.0005		
2/22/2024			<0.0005	
2/23/2024	<0.0005			
6/10/2024			<0.0005	
6/12/2024				0.00038 (J)
8/22/2024	<0.0005	<0.0005		
8/23/2024			<0.0005	
11/7/2024				<0.0005
11/26/2024			<0.0005	
2/26/2025	<0.0005	<0.0005	0.00015 (J)	
2/27/2025				<0.0005
5/21/2025			<0.0005	
8/12/2025	<0.0005			
8/13/2025				<0.0005
8/14/2025		<0.0005		
10/8/2025			<0.0005	
2/18/2026	<0.0005			<0.0005
2/19/2026		<0.0005	<0.0005	
Mean	0.0004823	0.0004814	0.000465	0.000476

ND substitution: RL or RL/2 if <15% NDs.

Confidence Interval

Constituent: Thallium (mg/L) Analysis Run 5/6/2026 7:51 PM View: Confidence Intervals

Plant Yates Client: Southern Company Data: Yates AMA-R6

	YGWC-36A	YGWC-49	YGWC-50	PZ-54D
Std. Dev.	8.86E-05	8.741E-05	0.0001107	5.367E-05
Upper Lim.	0.0005	0.0005	0.0005	0.0005
Lower Lim.	5.7E-05	9E-05	0.0005	0.00038

FIGURE J.

Appendix IV Trend Tests - Confidence Interval Exceedances - Significant Results

Plant Yates Client: Southern Company Data: Yates AMA-R6 Printed 5/6/2026, 8:11 PM

Constituent	Well	Slope	Calc.	Critical	Sig.	N	%NDs	Normality	Alpha	Method
Cadmium (mg/L)	**YGWC-50**	**-0.002828**	**-30**	**-23**	**Yes**	**10**	**0**	**n/a**	**0.05**	**NP**
Lithium (mg/L)	**YGWA-1D (bg)**	**-0.0007041**	**-155**	**-106**	**Yes**	**29**	**0**	**n/a**	**0.05**	**NP**
Lithium (mg/L)	**YGWA-3D (bg)**	**0.0005134**	**196**	**106**	**Yes**	**29**	**0**	**n/a**	**0.05**	**NP**
Lithium (mg/L)	**YGWA-3I (bg)**	**0.001143**	**239**	**106**	**Yes**	**29**	**0**	**n/a**	**0.05**	**NP**
Lithium (mg/L)	**YGWA-18I (bg)**	**-0.0001687**	**-167**	**-106**	**Yes**	**29**	**6.897**	**n/a**	**0.05**	**NP**
Lithium (mg/L)	**YGWA-18S (bg)**	**-0.0001479**	**-107**	**-106**	**Yes**	**29**	**3.448**	**n/a**	**0.05**	**NP**
Lithium (mg/L)	**YGWA-21I (bg)**	**0.0001165**	**121**	**106**	**Yes**	**29**	**3.448**	**n/a**	**0.05**	**NP**
Lithium (mg/L)	**YGWA-39 (bg)**	**0.0006391**	**141**	**85**	**Yes**	**25**	**4**	**n/a**	**0.05**	**NP**
Lithium (mg/L)	**YGWA-47 (bg)**	**-0.0001389**	**-120**	**-81**	**Yes**	**24**	**0**	**n/a**	**0.05**	**NP**
Lithium (mg/L)	**YGWC-42**	**0.003143**	**171**	**85**	**Yes**	**25**	**0**	**n/a**	**0.05**	**NP**
Selenium (mg/L)	**YGWA-17S (bg)**	**0**	**148**	**106**	**Yes**	**29**	**79.31**	**n/a**	**0.05**	**NP**
Selenium (mg/L)	**PZ-37**	**-0.02449**	**-173**	**-76**	**Yes**	**23**	**0**	**n/a**	**0.05**	**NP**

Appendix IV Trend Tests - Confidence Interval Exceedances - All Results

Plant Yates Client: Southern Company Data: Yates AMA-R6 Printed 5/6/2026, 8:11 PM

Constituent	Well	Slope	Calc.	Critical	Sig.	N	%NDs	Normality	Alpha	Method
Cadmium (mg/L)	GWA-2 (bg)	0	-1.486	-1.96	No	42	97.62	n/a	0.05	NP
Cadmium (mg/L)	YGWA-1D (bg)	0	18	96	No	27	96.3	n/a	0.05	NP
Cadmium (mg/L)	YGWA-1I (bg)	0	0	96	No	27	100	n/a	0.05	NP
Cadmium (mg/L)	YGWA-2I (bg)	0	0	96	No	27	100	n/a	0.05	NP
Cadmium (mg/L)	YGWA-3D (bg)	0	39	96	No	27	92.59	n/a	0.05	NP
Cadmium (mg/L)	YGWA-3I (bg)	0	-15	-96	No	27	88.89	n/a	0.05	NP
Cadmium (mg/L)	YGWA-4I (bg)	0	-22	-106	No	29	96.55	n/a	0.05	NP
Cadmium (mg/L)	YGWA-5D (bg)	0	0	106	No	29	100	n/a	0.05	NP
Cadmium (mg/L)	YGWA-5I (bg)	0	20	106	No	29	96.55	n/a	0.05	NP
Cadmium (mg/L)	YGWA-14S (bg)	0	16	96	No	27	96.3	n/a	0.05	NP
Cadmium (mg/L)	YGWA-17S (bg)	0	20	106	No	29	96.55	n/a	0.05	NP
Cadmium (mg/L)	YGWA-18I (bg)	0	0	106	No	29	100	n/a	0.05	NP
Cadmium (mg/L)	YGWA-18S (bg)	0	20	106	No	29	96.55	n/a	0.05	NP
Cadmium (mg/L)	YGWA-20S (bg)	0	0	106	No	29	100	n/a	0.05	NP
Cadmium (mg/L)	YGWA-21I (bg)	0	-13	-106	No	29	89.66	n/a	0.05	NP
Cadmium (mg/L)	YGWA-30I (bg)	0	0	96	No	27	100	n/a	0.05	NP
Cadmium (mg/L)	YGWA-39 (bg)	0	-27	-85	No	25	76	n/a	0.05	NP
Cadmium (mg/L)	YGWA-40 (bg)	0	0	85	No	25	100	n/a	0.05	NP
Cadmium (mg/L)	YGWA-47 (bg)	0	66	71	No	22	77.27	n/a	0.05	NP
Cadmium (mg/L)	**YGWC-50**	**-0.002828**	**-30**	**-23**	**Yes**	**10**	**0**	**n/a**	**0.05**	**NP**
Lithium (mg/L)	GWA-2 (bg)	-0.0001531	-31	-62	No	20	35	n/a	0.05	NP
Lithium (mg/L)	**YGWA-1D (bg)**	**-0.0007041**	**-155**	**-106**	**Yes**	**29**	**0**	**n/a**	**0.05**	**NP**
Lithium (mg/L)	YGWA-1I (bg)	0	36	106	No	29	17.24	n/a	0.05	NP
Lithium (mg/L)	YGWA-2I (bg)	0.0000725	25	106	No	29	13.79	n/a	0.05	NP
Lithium (mg/L)	**YGWA-3D (bg)**	**0.0005134**	**196**	**106**	**Yes**	**29**	**0**	**n/a**	**0.05**	**NP**
Lithium (mg/L)	**YGWA-3I (bg)**	**0.001143**	**239**	**106**	**Yes**	**29**	**0**	**n/a**	**0.05**	**NP**
Lithium (mg/L)	YGWA-4I (bg)	0	-34	-106	No	29	0	n/a	0.05	NP
Lithium (mg/L)	YGWA-5D (bg)	0.00000867	14	106	No	29	0	n/a	0.05	NP
Lithium (mg/L)	YGWA-5I (bg)	0.00003222	95	106	No	29	10.34	n/a	0.05	NP
Lithium (mg/L)	YGWA-14S (bg)	0	0	106	No	29	100	n/a	0.05	NP
Lithium (mg/L)	YGWA-17S (bg)	0	-19	-106	No	29	93.1	n/a	0.05	NP
Lithium (mg/L)	**YGWA-18I (bg)**	**-0.0001687**	**-167**	**-106**	**Yes**	**29**	**6.897**	**n/a**	**0.05**	**NP**
Lithium (mg/L)	**YGWA-18S (bg)**	**-0.0001479**	**-107**	**-106**	**Yes**	**29**	**3.448**	**n/a**	**0.05**	**NP**
Lithium (mg/L)	YGWA-20S (bg)	0	-41	-106	No	29	93.1	n/a	0.05	NP
Lithium (mg/L)	**YGWA-21I (bg)**	**0.0001165**	**121**	**106**	**Yes**	**29**	**3.448**	**n/a**	**0.05**	**NP**
Lithium (mg/L)	YGWA-30I (bg)	0	-66	-106	No	29	41.38	n/a	0.05	NP
Lithium (mg/L)	**YGWA-39 (bg)**	**0.0006391**	**141**	**85**	**Yes**	**25**	**4**	**n/a**	**0.05**	**NP**
Lithium (mg/L)	YGWA-40 (bg)	0	-82	-85	No	25	80	n/a	0.05	NP
Lithium (mg/L)	**YGWA-47 (bg)**	**-0.0001389**	**-120**	**-81**	**Yes**	**24**	**0**	**n/a**	**0.05**	**NP**
Lithium (mg/L)	**YGWC-42**	**0.003143**	**171**	**85**	**Yes**	**25**	**0**	**n/a**	**0.05**	**NP**
Lithium (mg/L)	YAMW-3	0.002571	14	23	No	10	0	n/a	0.05	NP
Selenium (mg/L)	GWA-2 (bg)	0	0	1.96	No	42	100	n/a	0.05	NP
Selenium (mg/L)	YGWA-1D (bg)	0	0	96	No	27	100	n/a	0.05	NP
Selenium (mg/L)	YGWA-1I (bg)	0	0	96	No	27	100	n/a	0.05	NP
Selenium (mg/L)	YGWA-2I (bg)	0	0	96	No	27	100	n/a	0.05	NP
Selenium (mg/L)	YGWA-3D (bg)	0	0	96	No	27	100	n/a	0.05	NP
Selenium (mg/L)	YGWA-3I (bg)	0	0	96	No	27	100	n/a	0.05	NP
Selenium (mg/L)	YGWA-4I (bg)	0	-11	-106	No	29	89.66	n/a	0.05	NP
Selenium (mg/L)	YGWA-5D (bg)	0	0	106	No	29	100	n/a	0.05	NP
Selenium (mg/L)	YGWA-5I (bg)	0	26	106	No	29	96.55	n/a	0.05	NP
Selenium (mg/L)	YGWA-14S (bg)	0	-40	-96	No	27	55.56	n/a	0.05	NP
Selenium (mg/L)	**YGWA-17S (bg)**	**0**	**148**	**106**	**Yes**	**29**	**79.31**	**n/a**	**0.05**	**NP**
Selenium (mg/L)	YGWA-18I (bg)	0	0	106	No	29	100	n/a	0.05	NP
Selenium (mg/L)	YGWA-18S (bg)	0	0	106	No	29	100	n/a	0.05	NP
Selenium (mg/L)	YGWA-20S (bg)	0	0	106	No	29	100	n/a	0.05	NP
Selenium (mg/L)	YGWA-21I (bg)	0	53	106	No	29	93.1	n/a	0.05	NP
Selenium (mg/L)	YGWA-30I (bg)	0	0	96	No	27	100	n/a	0.05	NP
Selenium (mg/L)	YGWA-39 (bg)	0	10	85	No	25	96	n/a	0.05	NP
Selenium (mg/L)	YGWA-40 (bg)	0	6	85	No	25	52	n/a	0.05	NP
Selenium (mg/L)	YGWA-47 (bg)	0	12	62	No	20	85	n/a	0.05	NP
Selenium (mg/L)	YAMW-5	0.001948	23	37	No	14	0	n/a	0.05	NP
Selenium (mg/L)	**PZ-37**	**-0.02449**	**-173**	**-76**	**Yes**	**23**	**0**	**n/a**	**0.05**	**NP**

Sanitas™ v.10.1.06e Software licensed to Groundwater Stats Consulting. UG
Hollow symbols indicate censored values.

Sen's Slope Estimator

GWA-2 (bg)

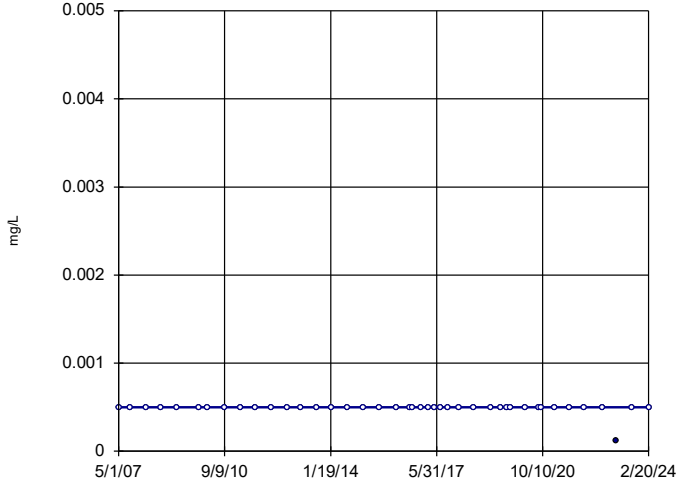

n = 42

Slope = 0
units per year.

Mann-Kendall
normal approx. =
-1.486
critical = -1.96

Trend not sig-
nificant at 95%
confidence level
(α = 0.025 per
tail).

Constituent: Cadmium Analysis Run 5/6/2026 8:09 PM View: Appendix IV Trend Tests
Plant Yates Client: Southern Company Data: Yates AMA-R6

Sanitas™ v.10.1.06e Software licensed to Groundwater Stats Consulting. UG
Hollow symbols indicate censored values.

Sen's Slope Estimator

YGWA-1D (bg)

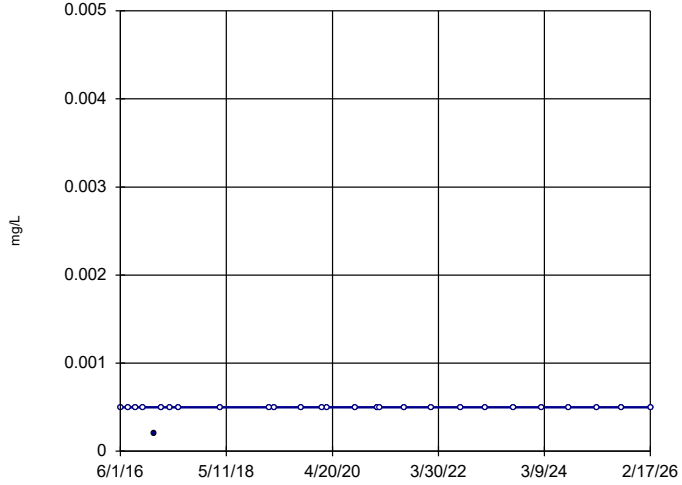

n = 27

Slope = 0
units per year.

Mann-Kendall
statistic = 18
critical = 96

Trend not sig-
nificant at 95%
confidence level
(α = 0.025 per
tail).

Constituent: Cadmium Analysis Run 5/6/2026 8:09 PM View: Appendix IV Trend Tests
Plant Yates Client: Southern Company Data: Yates AMA-R6

Sanitas™ v.10.1.06e Software licensed to Groundwater Stats Consulting. UG
Hollow symbols indicate censored values.

Sen's Slope Estimator

YGWA-1I (bg)

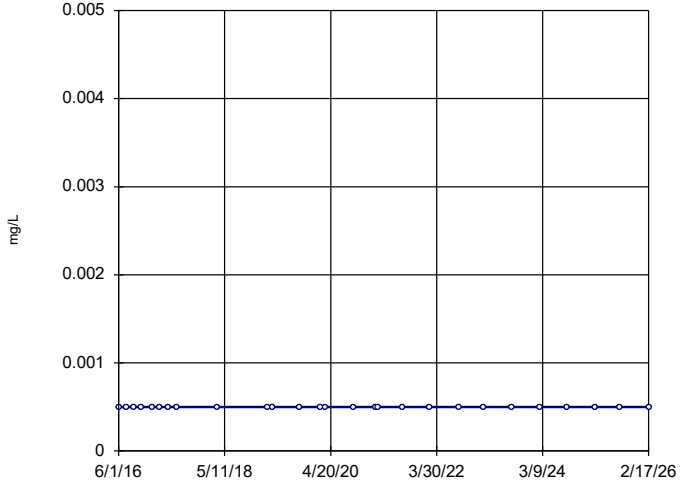

n = 27

Slope = 0
units per year.

Mann-Kendall
statistic = 0
critical = 96

Trend not sig-
nificant at 95%
confidence level
(α = 0.025 per
tail).

Constituent: Cadmium Analysis Run 5/6/2026 8:09 PM View: Appendix IV Trend Tests
Plant Yates Client: Southern Company Data: Yates AMA-R6

Sanitas™ v.10.1.06e Software licensed to Groundwater Stats Consulting. UG
Hollow symbols indicate censored values.

Sen's Slope Estimator

YGWA-2I (bg)

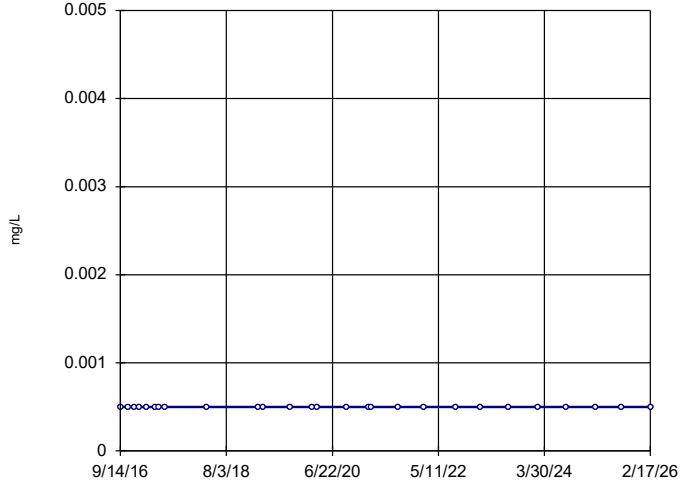

n = 27

Slope = 0
units per year.

Mann-Kendall
statistic = 0
critical = 96

Trend not sig-
nificant at 95%
confidence level
(α = 0.025 per
tail).

Constituent: Cadmium Analysis Run 5/6/2026 8:09 PM View: Appendix IV Trend Tests
Plant Yates Client: Southern Company Data: Yates AMA-R6

Sanitas™ v.10.1.06e Software licensed to Groundwater Stats Consulting. UG
Hollow symbols indicate censored values.

Sen's Slope Estimator

YGWA-3D (bg)

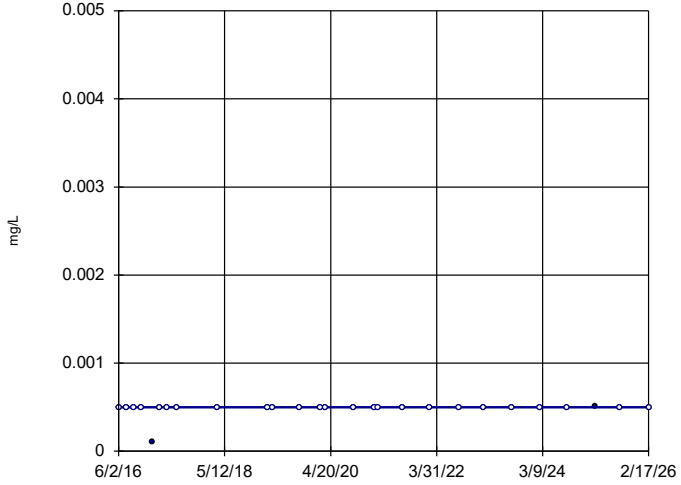

n = 27

Slope = 0
units per year.

Mann-Kendall
statistic = 39
critical = 96

Trend not sig-
nificant at 95%
confidence level
(α = 0.025 per
tail).

Constituent: Cadmium Analysis Run 5/6/2026 8:09 PM View: Appendix IV Trend Tests
Plant Yates Client: Southern Company Data: Yates AMA-R6

Sanitas™ v.10.1.06e Software licensed to Groundwater Stats Consulting. UG
Hollow symbols indicate censored values.

Sen's Slope Estimator

YGWA-3I (bg)

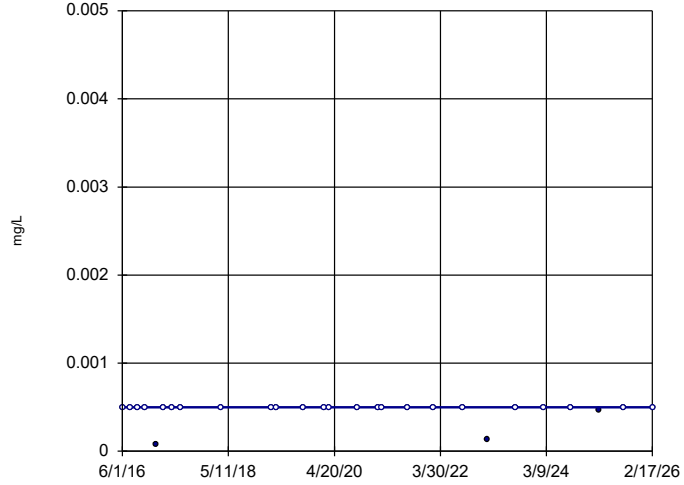

n = 27

Slope = 0
units per year.

Mann-Kendall
statistic = -15
critical = -96

Trend not sig-
nificant at 95%
confidence level
(α = 0.025 per
tail).

Constituent: Cadmium Analysis Run 5/6/2026 8:09 PM View: Appendix IV Trend Tests
Plant Yates Client: Southern Company Data: Yates AMA-R6

Sanitas™ v.10.1.06e Software licensed to Groundwater Stats Consulting. UG
Hollow symbols indicate censored values.

Sen's Slope Estimator

YGWA-4I (bg)

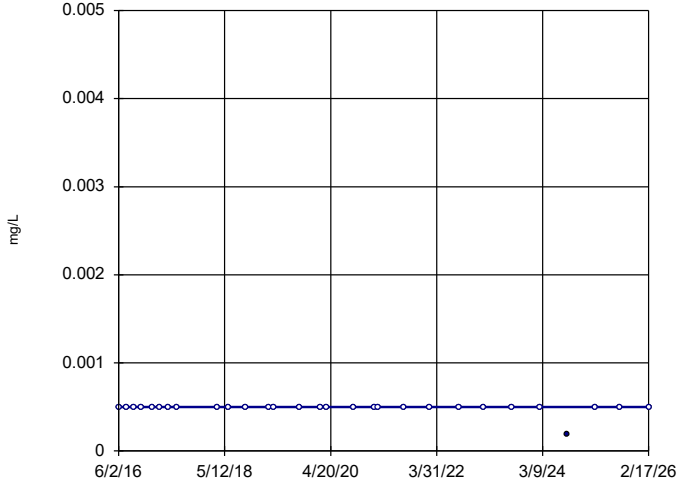

n = 29

Slope = 0
units per year.

Mann-Kendall
statistic = -22
critical = -106

Trend not sig-
nificant at 95%
confidence level
(α = 0.025 per
tail).

Constituent: Cadmium Analysis Run 5/6/2026 8:09 PM View: Appendix IV Trend Tests
Plant Yates Client: Southern Company Data: Yates AMA-R6

Sanitas™ v.10.1.06e Software licensed to Groundwater Stats Consulting. UG
Hollow symbols indicate censored values.

Sen's Slope Estimator

YGWA-5D (bg)

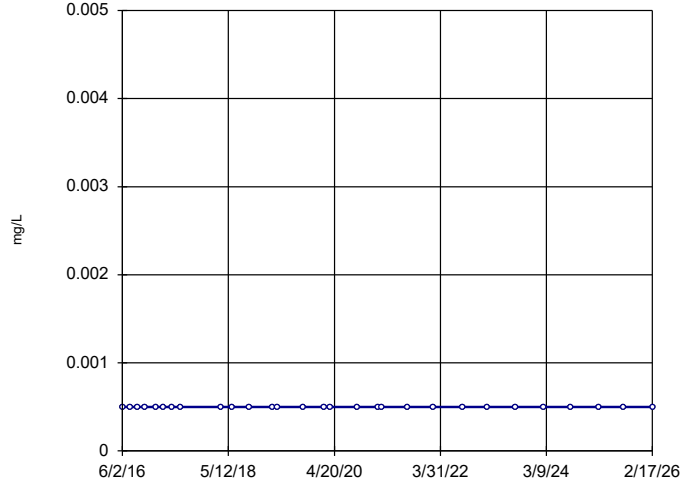

n = 29

Slope = 0
units per year.

Mann-Kendall
statistic = 0
critical = 106

Trend not sig-
nificant at 95%
confidence level
(α = 0.025 per
tail).

Constituent: Cadmium Analysis Run 5/6/2026 8:09 PM View: Appendix IV Trend Tests
Plant Yates Client: Southern Company Data: Yates AMA-R6

Sanitas™ v.10.1.06e Software licensed to Groundwater Stats Consulting. UG
Hollow symbols indicate censored values.

Sen's Slope Estimator

YGWA-5I (bg)

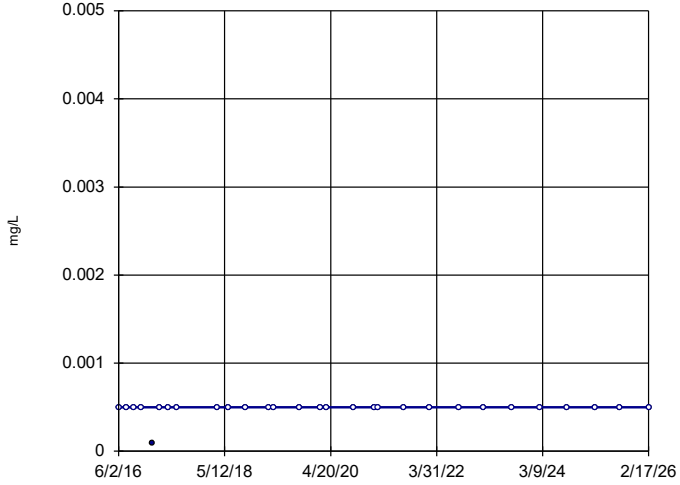

n = 29

Slope = 0
units per year.

Mann-Kendall
statistic = 20
critical = 106

Trend not sig-
nificant at 95%
confidence level
(α = 0.025 per
tail).

Constituent: Cadmium Analysis Run 5/6/2026 8:09 PM View: Appendix IV Trend Tests
Plant Yates Client: Southern Company Data: Yates AMA-R6

Sanitas™ v.10.1.06e Software licensed to Groundwater Stats Consulting. UG
Hollow symbols indicate censored values.

Sen's Slope Estimator

YGWA-14S (bg)

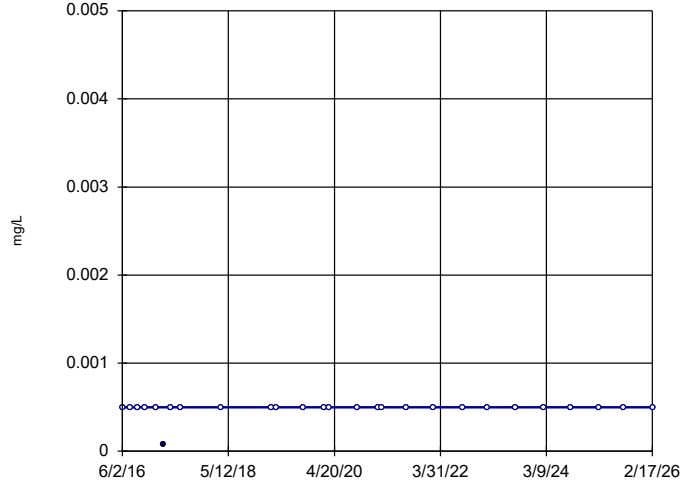

n = 27

Slope = 0
units per year.

Mann-Kendall
statistic = 16
critical = 96

Trend not sig-
nificant at 95%
confidence level
(α = 0.025 per
tail).

Constituent: Cadmium Analysis Run 5/6/2026 8:09 PM View: Appendix IV Trend Tests
Plant Yates Client: Southern Company Data: Yates AMA-R6

Sanitas™ v.10.1.06e Software licensed to Groundwater Stats Consulting. UG
Hollow symbols indicate censored values.

Sen's Slope Estimator

YGWA-17S (bg)

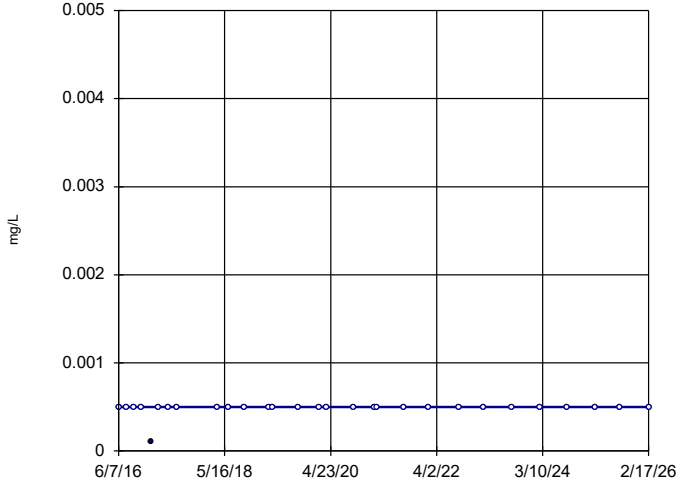

n = 29

Slope = 0
units per year.

Mann-Kendall
statistic = 20
critical = 106

Trend not sig-
nificant at 95%
confidence level
(α = 0.025 per
tail).

Constituent: Cadmium Analysis Run 5/6/2026 8:09 PM View: Appendix IV Trend Tests
Plant Yates Client: Southern Company Data: Yates AMA-R6

Sanitas™ v.10.1.06e Software licensed to Groundwater Stats Consulting. UG
Hollow symbols indicate censored values.

Sen's Slope Estimator

YGWA-18I (bg)

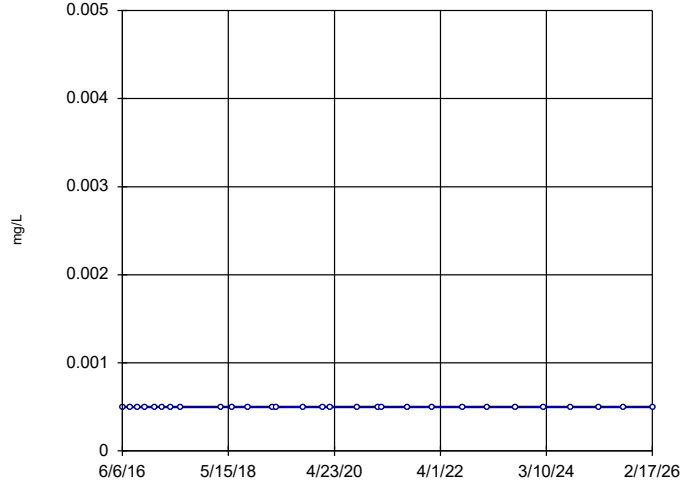

n = 29

Slope = 0
units per year.

Mann-Kendall
statistic = 0
critical = 106

Trend not sig-
nificant at 95%
confidence level
(α = 0.025 per
tail).

Constituent: Cadmium Analysis Run 5/6/2026 8:09 PM View: Appendix IV Trend Tests
Plant Yates Client: Southern Company Data: Yates AMA-R6

Sanitas™ v.10.1.06e Software licensed to Groundwater Stats Consulting. UG
Hollow symbols indicate censored values.

Sen's Slope Estimator

YGWA-18S (bg)

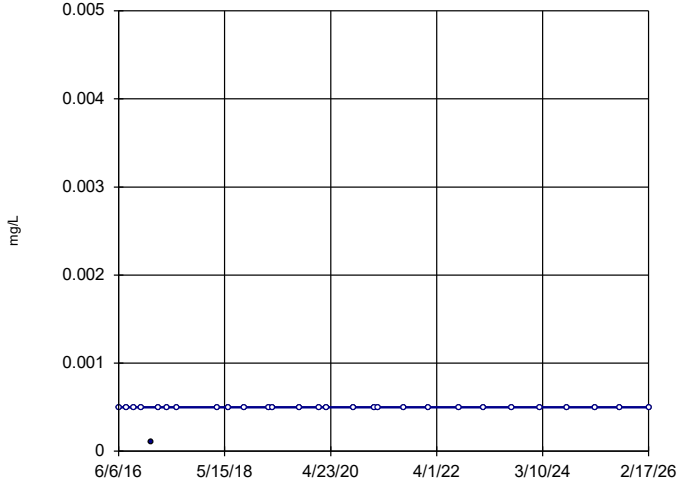

n = 29

Slope = 0
units per year.

Mann-Kendall
statistic = 20
critical = 106

Trend not sig-
nificant at 95%
confidence level
(α = 0.025 per
tail).

Constituent: Cadmium Analysis Run 5/6/2026 8:09 PM View: Appendix IV Trend Tests
Plant Yates Client: Southern Company Data: Yates AMA-R6

Sanitas™ v.10.1.06e Software licensed to Groundwater Stats Consulting. UG
Hollow symbols indicate censored values.

Sen's Slope Estimator

YGWA-20S (bg)

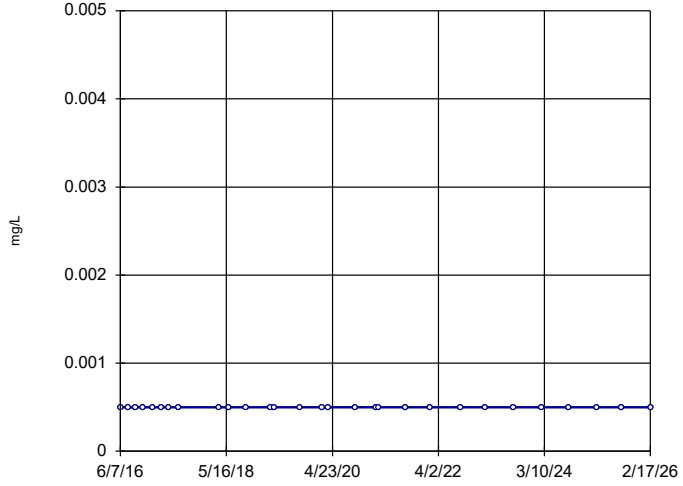

n = 29

Slope = 0
units per year.

Mann-Kendall
statistic = 0
critical = 106

Trend not sig-
nificant at 95%
confidence level
(α = 0.025 per
tail).

Constituent: Cadmium Analysis Run 5/6/2026 8:09 PM View: Appendix IV Trend Tests
Plant Yates Client: Southern Company Data: Yates AMA-R6

Sanitas™ v.10.1.06e Software licensed to Groundwater Stats Consulting. UG
Hollow symbols indicate censored values.

Sen's Slope Estimator

YGWA-21I (bg)

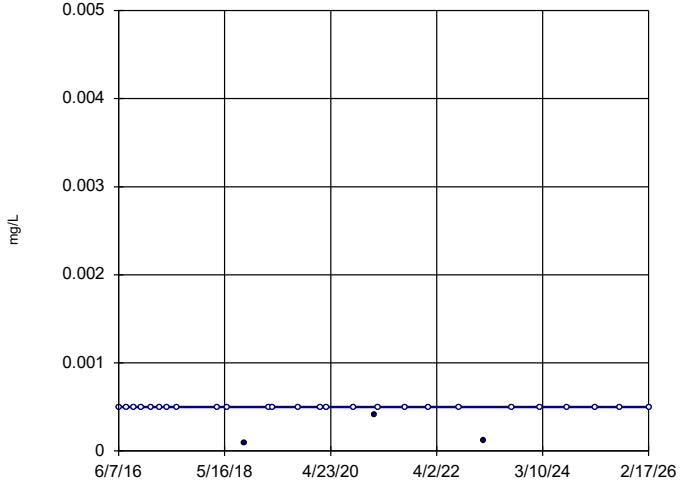

n = 29

Slope = 0
units per year.

Mann-Kendall
statistic = -13
critical = -106

Trend not sig-
nificant at 95%
confidence level
(α = 0.025 per
tail).

Constituent: Cadmium Analysis Run 5/6/2026 8:09 PM View: Appendix IV Trend Tests
Plant Yates Client: Southern Company Data: Yates AMA-R6

Sanitas™ v.10.1.06e Software licensed to Groundwater Stats Consulting. UG
Hollow symbols indicate censored values.

Sen's Slope Estimator

YGWA-30I (bg)

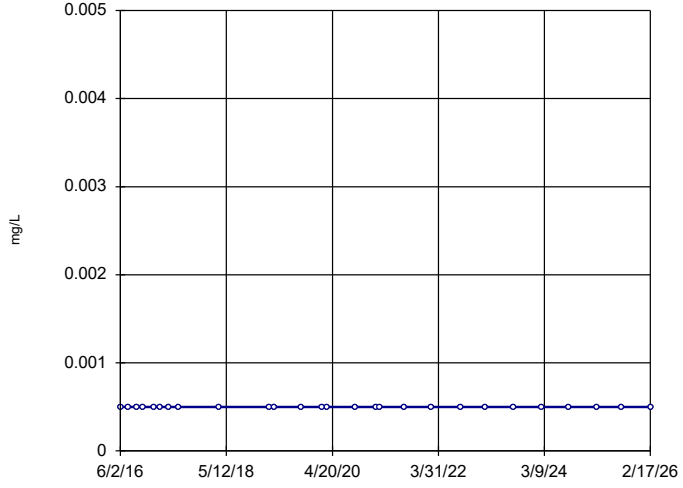

n = 27

Slope = 0
units per year.

Mann-Kendall
statistic = 0
critical = 96

Trend not sig-
nificant at 95%
confidence level
(α = 0.025 per
tail).

Constituent: Cadmium Analysis Run 5/6/2026 8:09 PM View: Appendix IV Trend Tests
Plant Yates Client: Southern Company Data: Yates AMA-R6

Sanitas™ v.10.1.06e Software licensed to Groundwater Stats Consulting. UG
Hollow symbols indicate censored values.

Sen's Slope Estimator

YGWA-39 (bg)

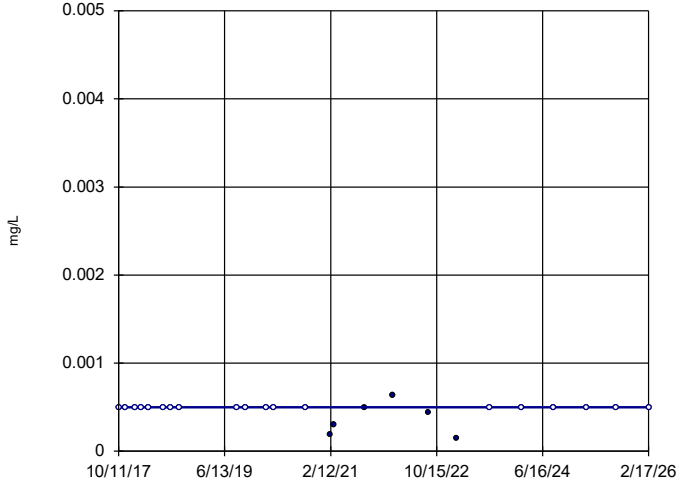

n = 25

Slope = 0
units per year.

Mann-Kendall
statistic = -27
critical = -85

Trend not sig-
nificant at 95%
confidence level
(α = 0.025 per
tail).

Constituent: Cadmium Analysis Run 5/6/2026 8:09 PM View: Appendix IV Trend Tests
Plant Yates Client: Southern Company Data: Yates AMA-R6

Sanitas™ v.10.1.06e Software licensed to Groundwater Stats Consulting. UG
Hollow symbols indicate censored values.

Sen's Slope Estimator

YGWA-40 (bg)

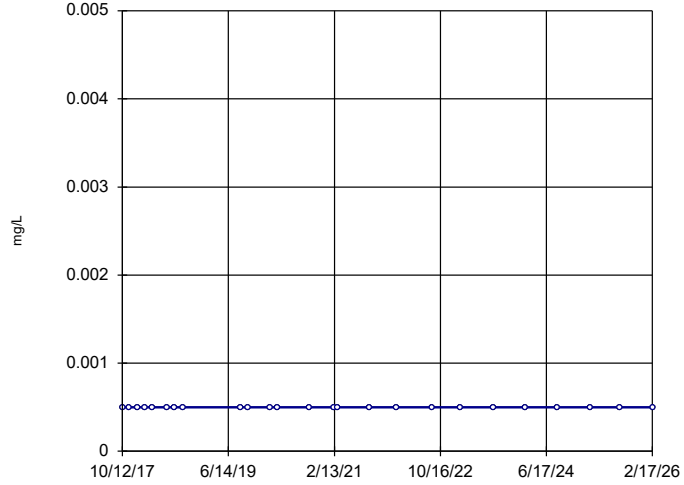

n = 25

Slope = 0
units per year.

Mann-Kendall
statistic = 0
critical = 85

Trend not sig-
nificant at 95%
confidence level
(α = 0.025 per
tail).

Constituent: Cadmium Analysis Run 5/6/2026 8:09 PM View: Appendix IV Trend Tests
Plant Yates Client: Southern Company Data: Yates AMA-R6

Sanitas™ v.10.1.06e Software licensed to Groundwater Stats Consulting. UG
Hollow symbols indicate censored values.

Sen's Slope Estimator

YGWA-47 (bg)

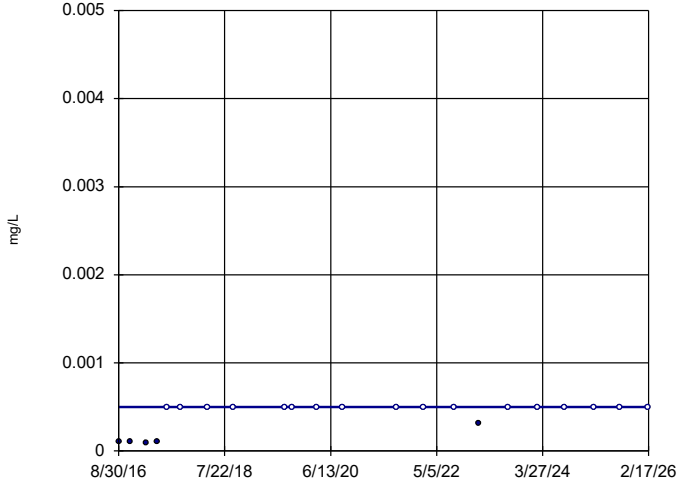

n = 22

Slope = 0
units per year.

Mann-Kendall
statistic = 66
critical = 71

Trend not sig-
nificant at 95%
confidence level
(α = 0.025 per
tail).

Constituent: Cadmium Analysis Run 5/6/2026 8:09 PM View: Appendix IV Trend Tests
Plant Yates Client: Southern Company Data: Yates AMA-R6

Sanitas™ v.10.1.06e Software licensed to Groundwater Stats Consulting. UG

Sen's Slope Estimator

YGWC-50

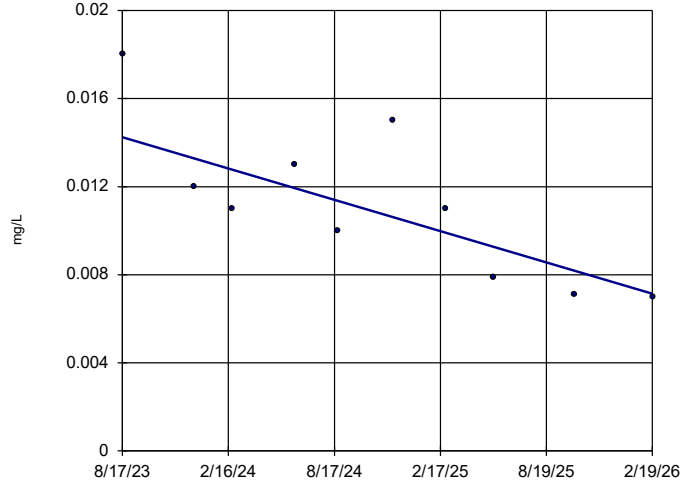

n = 10

Slope = -0.002828
units per year.

Mann-Kendall
statistic = -30
critical = -23

Decreasing trend
significant at 95%
confidence level
(α = 0.025 per
tail).

Constituent: Cadmium Analysis Run 5/6/2026 8:09 PM View: Appendix IV Trend Tests
Plant Yates Client: Southern Company Data: Yates AMA-R6

Sanitas™ v.10.1.06e Software licensed to Groundwater Stats Consulting. UG
Hollow symbols indicate censored values.

Sen's Slope Estimator

GWA-2 (bg)

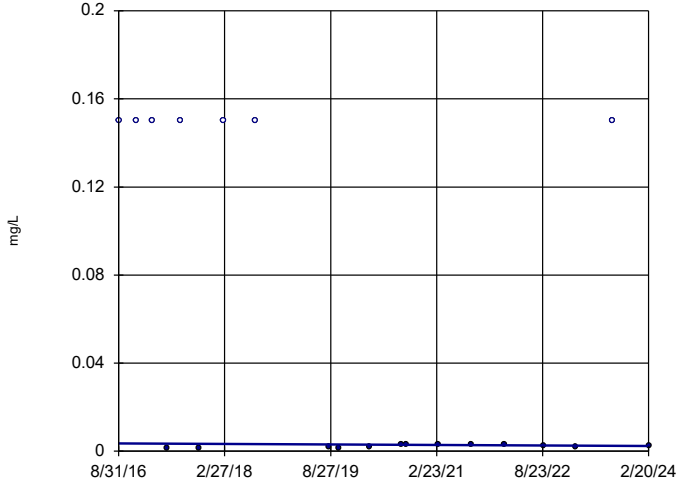

n = 20

Slope = -0.0001531 units per year.

Mann-Kendall statistic = -31 critical = -62

Trend not significant at 95% confidence level (α = 0.025 per tail).

Constituent: Lithium Analysis Run 5/6/2026 8:09 PM View: Appendix IV Trend Tests
Plant Yates Client: Southern Company Data: Yates AMA-R6

Sanitas™ v.10.1.06e Software licensed to Groundwater Stats Consulting. UG

Sen's Slope Estimator

YGWA-1D (bg)

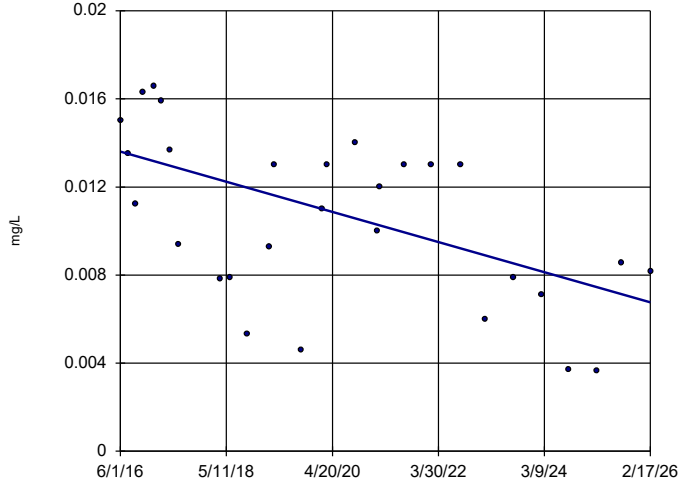

n = 29

Slope = -0.0007041 units per year.

Mann-Kendall statistic = -155 critical = -106

Decreasing trend significant at 95% confidence level (α = 0.025 per tail).

Constituent: Lithium Analysis Run 5/6/2026 8:09 PM View: Appendix IV Trend Tests
Plant Yates Client: Southern Company Data: Yates AMA-R6

Sanitas™ v.10.1.06e Software licensed to Groundwater Stats Consulting. UG
Hollow symbols indicate censored values.

Sen's Slope Estimator

YGWA-1I (bg)

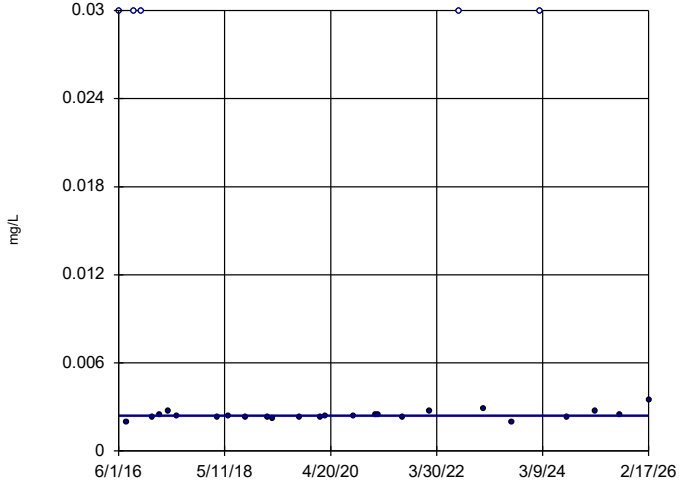

n = 29

Slope = 0 units per year.

Mann-Kendall statistic = 36 critical = 106

Trend not significant at 95% confidence level (α = 0.025 per tail).

Constituent: Lithium Analysis Run 5/6/2026 8:09 PM View: Appendix IV Trend Tests
Plant Yates Client: Southern Company Data: Yates AMA-R6

Sanitas™ v.10.1.06e Software licensed to Groundwater Stats Consulting. UG
Hollow symbols indicate censored values.

Sen's Slope Estimator

YGWA-2I (bg)

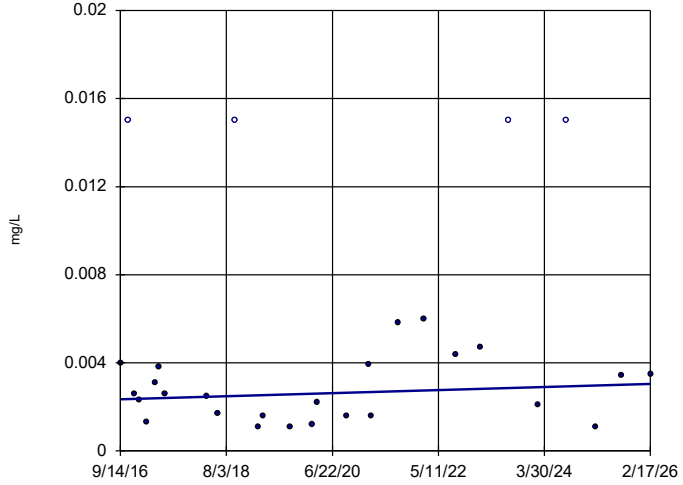

n = 29

Slope = 0.0000725 units per year.

Mann-Kendall statistic = 25 critical = 106

Trend not significant at 95% confidence level (α = 0.025 per tail).

Constituent: Lithium Analysis Run 5/6/2026 8:09 PM View: Appendix IV Trend Tests
Plant Yates Client: Southern Company Data: Yates AMA-R6

Sanitas™ v.10.1.06e Software licensed to Groundwater Stats Consulting. UG

Sen's Slope Estimator

YGWA-3D (bg)

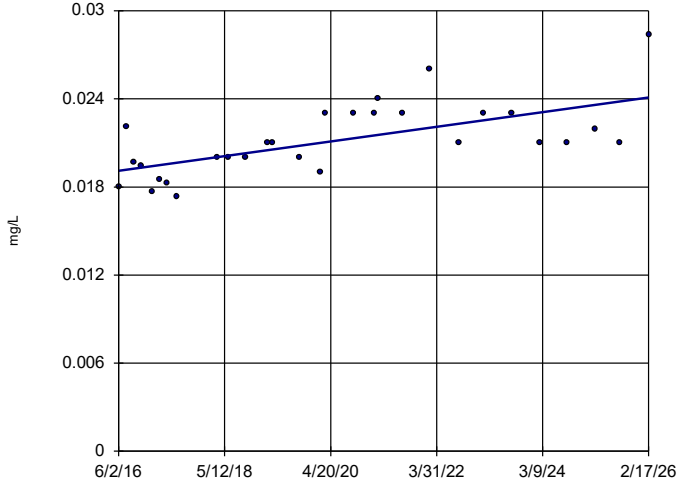

n = 29

Slope = 0.0005134 units per year.

Mann-Kendall statistic = 196 critical = 106

Increasing trend significant at 95% confidence level (α = 0.025 per tail).

Constituent: Lithium Analysis Run 5/6/2026 8:09 PM View: Appendix IV Trend Tests

Plant Yates Client: Southern Company Data: Yates AMA-R6

Sanitas™ v.10.1.06e Software licensed to Groundwater Stats Consulting. UG

Sen's Slope Estimator

YGWA-3I (bg)

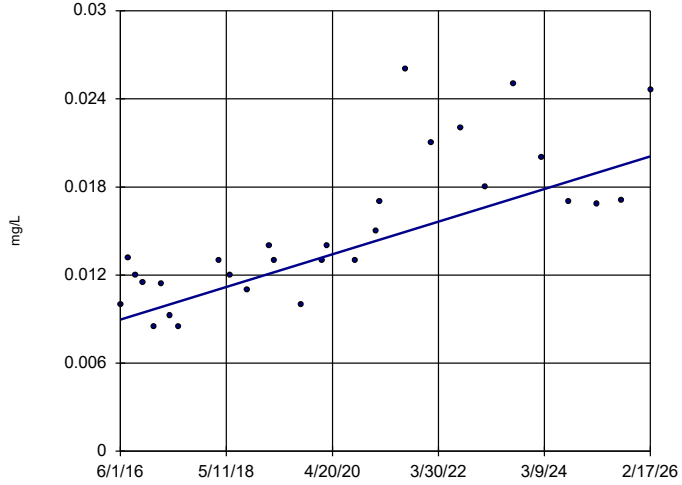

n = 29

Slope = 0.001143 units per year.

Mann-Kendall statistic = 239 critical = 106

Increasing trend significant at 95% confidence level (α = 0.025 per tail).

Constituent: Lithium Analysis Run 5/6/2026 8:09 PM View: Appendix IV Trend Tests

Plant Yates Client: Southern Company Data: Yates AMA-R6

Sanitas™ v.10.1.06e Software licensed to Groundwater Stats Consulting. UG

Sen's Slope Estimator

YGWA-4I (bg)

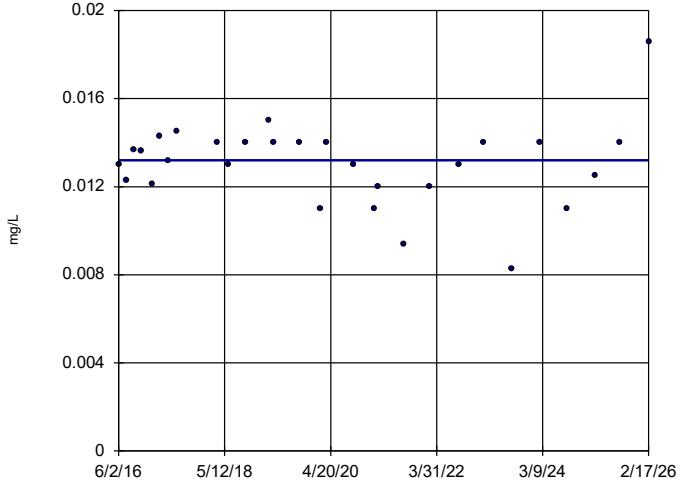

n = 29

Slope = 0 units per year.

Mann-Kendall statistic = -34 critical = -106

Trend not significant at 95% confidence level (α = 0.025 per tail).

Constituent: Lithium Analysis Run 5/6/2026 8:09 PM View: Appendix IV Trend Tests

Plant Yates Client: Southern Company Data: Yates AMA-R6

Sanitas™ v.10.1.06e Software licensed to Groundwater Stats Consulting. UG

Sen's Slope Estimator

YGWA-5D (bg)

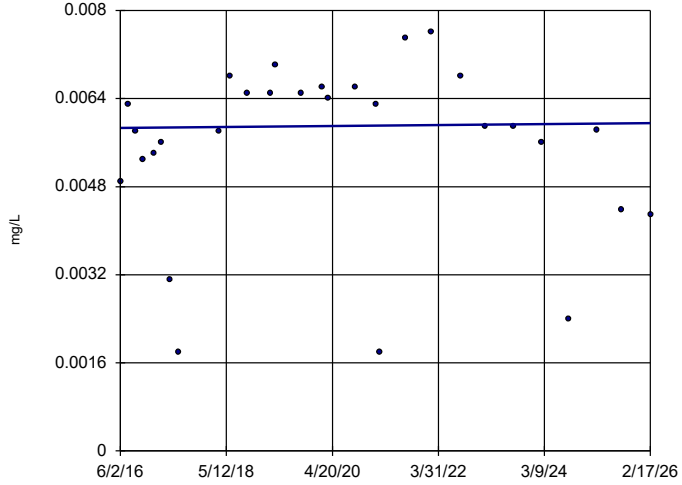

n = 29

Slope = 0.00000867 units per year.

Mann-Kendall statistic = 14 critical = 106

Trend not significant at 95% confidence level (α = 0.025 per tail).

Constituent: Lithium Analysis Run 5/6/2026 8:09 PM View: Appendix IV Trend Tests

Plant Yates Client: Southern Company Data: Yates AMA-R6

Sanitas™ v.10.1.06e Software licensed to Groundwater Stats Consulting. UG
Hollow symbols indicate censored values.

Sen's Slope Estimator

YGWA-5I (bg)

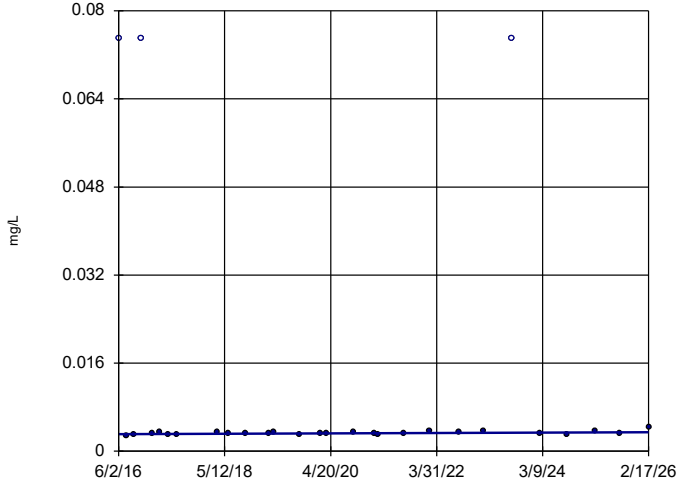

n = 29

Slope = 0.00003222 units per year.

Mann-Kendall statistic = 95 critical = 106

Trend not significant at 95% confidence level (α = 0.025 per tail).

Constituent: Lithium Analysis Run 5/6/2026 8:09 PM View: Appendix IV Trend Tests
Plant Yates Client: Southern Company Data: Yates AMA-R6

Sanitas™ v.10.1.06e Software licensed to Groundwater Stats Consulting. UG
Hollow symbols indicate censored values.

Sen's Slope Estimator

YGWA-14S (bg)

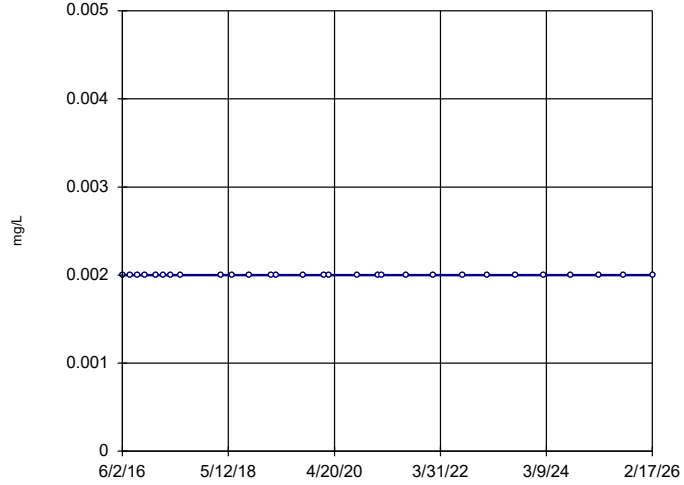

n = 29

Slope = 0 units per year.

Mann-Kendall statistic = 0 critical = 106

Trend not significant at 95% confidence level (α = 0.025 per tail).

Constituent: Lithium Analysis Run 5/6/2026 8:09 PM View: Appendix IV Trend Tests
Plant Yates Client: Southern Company Data: Yates AMA-R6

Sanitas™ v.10.1.06e Software licensed to Groundwater Stats Consulting. UG
Hollow symbols indicate censored values.

Sen's Slope Estimator

YGWA-17S (bg)

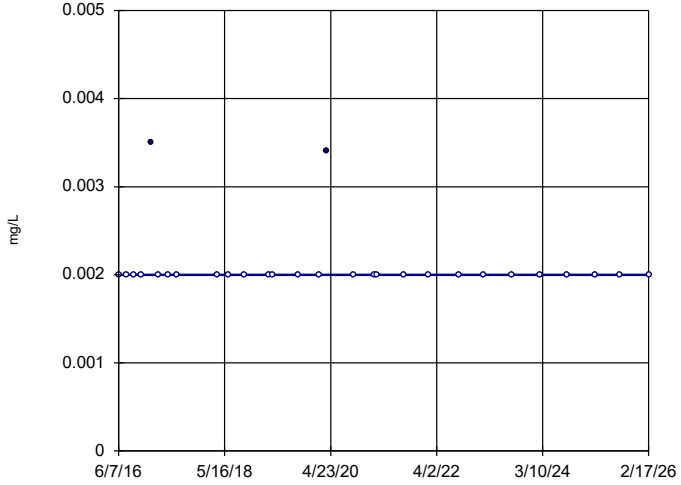

n = 29

Slope = 0 units per year.

Mann-Kendall statistic = -19 critical = -106

Trend not significant at 95% confidence level (α = 0.025 per tail).

Constituent: Lithium Analysis Run 5/6/2026 8:09 PM View: Appendix IV Trend Tests
Plant Yates Client: Southern Company Data: Yates AMA-R6

Sanitas™ v.10.1.06e Software licensed to Groundwater Stats Consulting. UG
Hollow symbols indicate censored values.

Sen's Slope Estimator

YGWA-18I (bg)

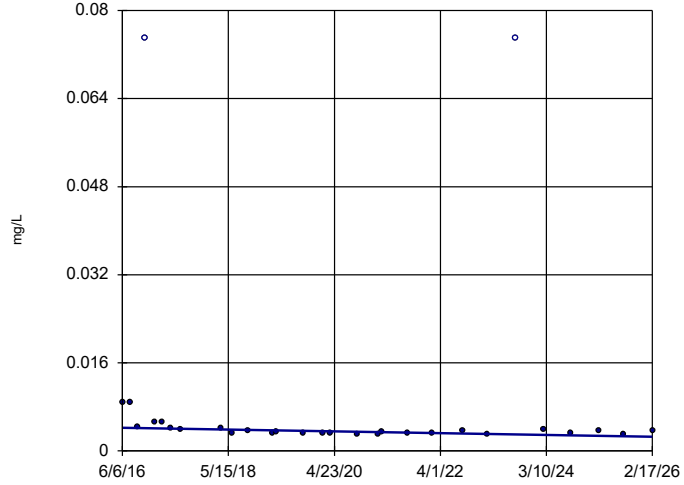

n = 29

Slope = -0.0001687 units per year.

Mann-Kendall statistic = -167 critical = -106

Decreasing trend significant at 95% confidence level (α = 0.025 per tail).

Constituent: Lithium Analysis Run 5/6/2026 8:09 PM View: Appendix IV Trend Tests
Plant Yates Client: Southern Company Data: Yates AMA-R6

Sanitas™ v.10.1.06e Software licensed to Groundwater Stats Consulting. UG
Hollow symbols indicate censored values.

Sen's Slope Estimator

YGWA-18S (bg)

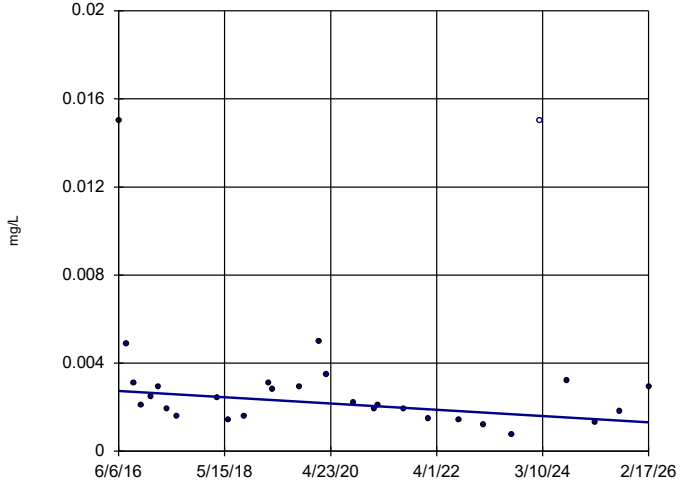

n = 29

Slope = -0.0001479 units per year.

Mann-Kendall statistic = -107 critical = -106

Decreasing trend significant at 95% confidence level (α = 0.025 per tail).

Constituent: Lithium Analysis Run 5/6/2026 8:09 PM View: Appendix IV Trend Tests

Plant Yates Client: Southern Company Data: Yates AMA-R6

Sanitas™ v.10.1.06e Software licensed to Groundwater Stats Consulting. UG
Hollow symbols indicate censored values.

Sen's Slope Estimator

YGWA-20S (bg)

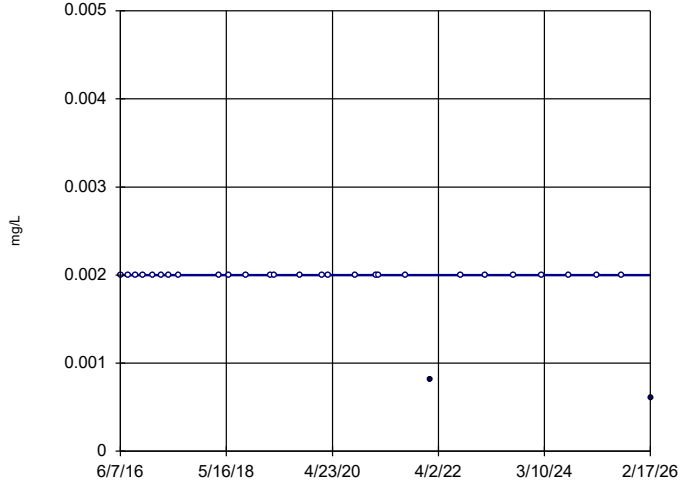

n = 29

Slope = 0 units per year.

Mann-Kendall statistic = -41 critical = -106

Trend not significant at 95% confidence level (α = 0.025 per tail).

Constituent: Lithium Analysis Run 5/6/2026 8:09 PM View: Appendix IV Trend Tests

Plant Yates Client: Southern Company Data: Yates AMA-R6

Sanitas™ v.10.1.06e Software licensed to Groundwater Stats Consulting. UG
Hollow symbols indicate censored values.

Sen's Slope Estimator

YGWA-21I (bg)

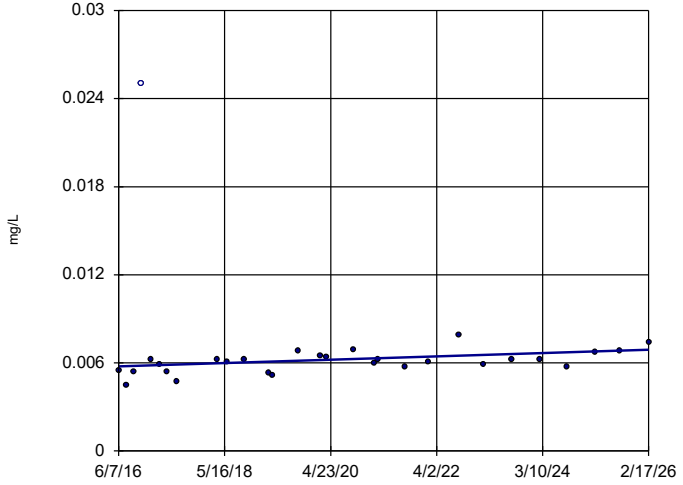

n = 29

Slope = 0.0001165 units per year.

Mann-Kendall statistic = 121 critical = 106

Increasing trend significant at 95% confidence level (α = 0.025 per tail).

Constituent: Lithium Analysis Run 5/6/2026 8:09 PM View: Appendix IV Trend Tests

Plant Yates Client: Southern Company Data: Yates AMA-R6

Sanitas™ v.10.1.06e Software licensed to Groundwater Stats Consulting. UG
Hollow symbols indicate censored values.

Sen's Slope Estimator

YGWA-30I (bg)

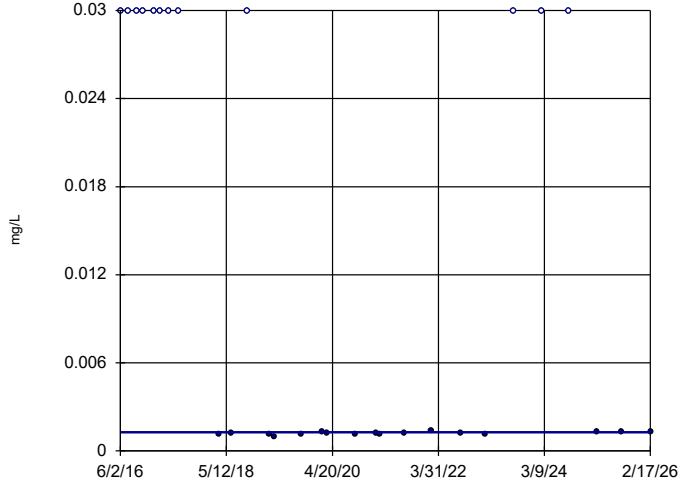

n = 29

Slope = 0 units per year.

Mann-Kendall statistic = -66 critical = -106

Trend not significant at 95% confidence level (α = 0.025 per tail).

Constituent: Lithium Analysis Run 5/6/2026 8:09 PM View: Appendix IV Trend Tests

Plant Yates Client: Southern Company Data: Yates AMA-R6

Sanitas™ v.10.1.06e Software licensed to Groundwater Stats Consulting. UG
Hollow symbols indicate censored values.

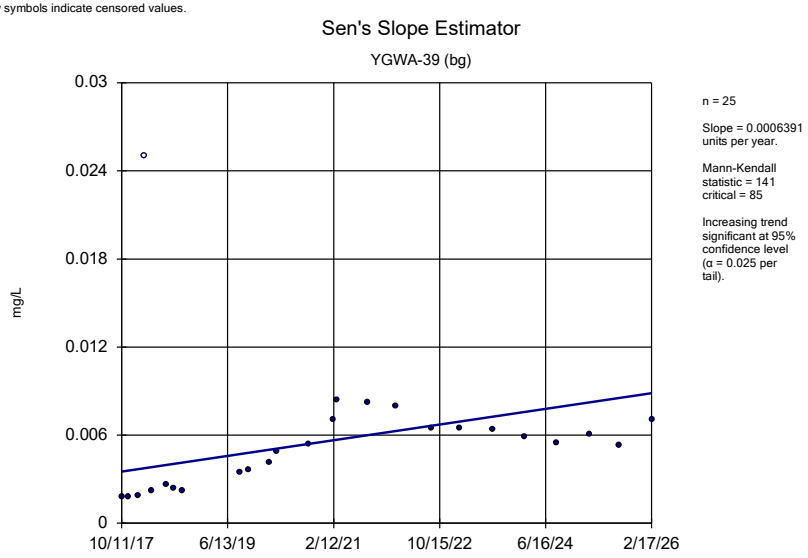

Constituent: Lithium Analysis Run 5/6/2026 8:09 PM View: Appendix IV Trend Tests
Plant Yates Client: Southern Company Data: Yates AMA-R6

Sanitas™ v.10.1.06e Software licensed to Groundwater Stats Consulting. UG
Hollow symbols indicate censored values.

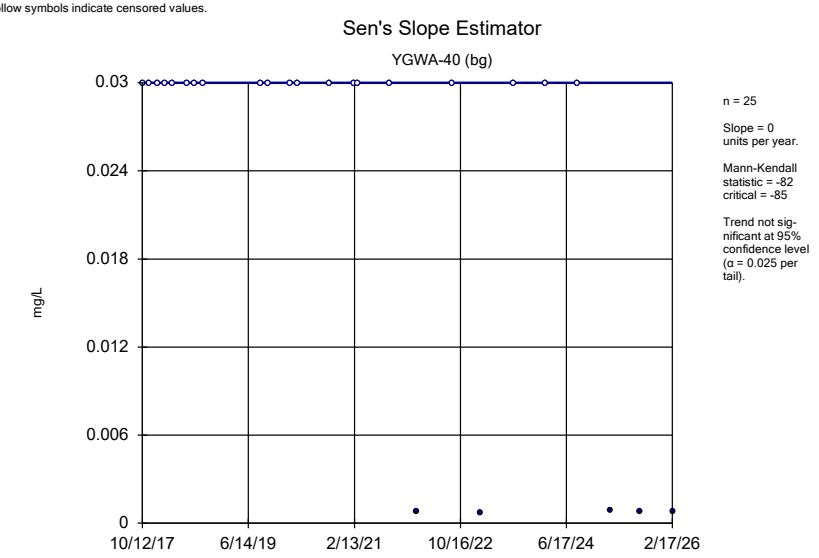

Constituent: Lithium Analysis Run 5/6/2026 8:09 PM View: Appendix IV Trend Tests
Plant Yates Client: Southern Company Data: Yates AMA-R6

Sanitas™ v.10.1.06e Software licensed to Groundwater Stats Consulting. UG

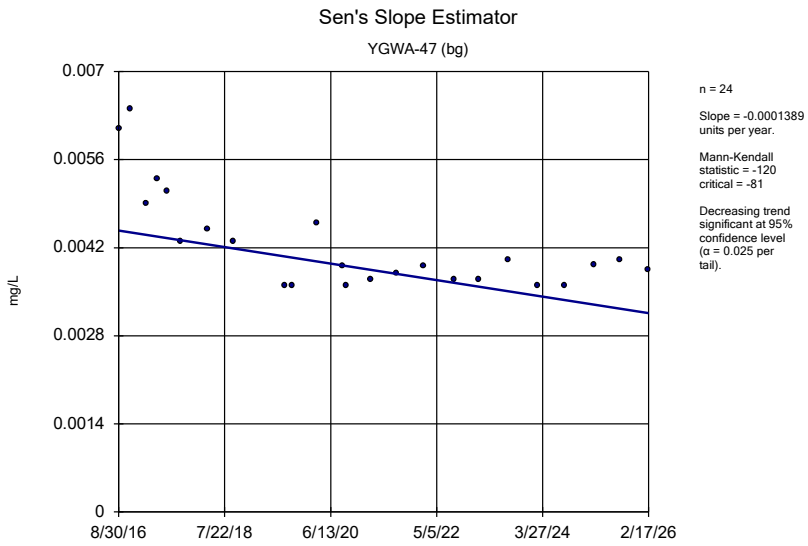

Constituent: Lithium Analysis Run 5/6/2026 8:09 PM View: Appendix IV Trend Tests
Plant Yates Client: Southern Company Data: Yates AMA-R6

Sanitas™ v.10.1.06e Software licensed to Groundwater Stats Consulting. UG

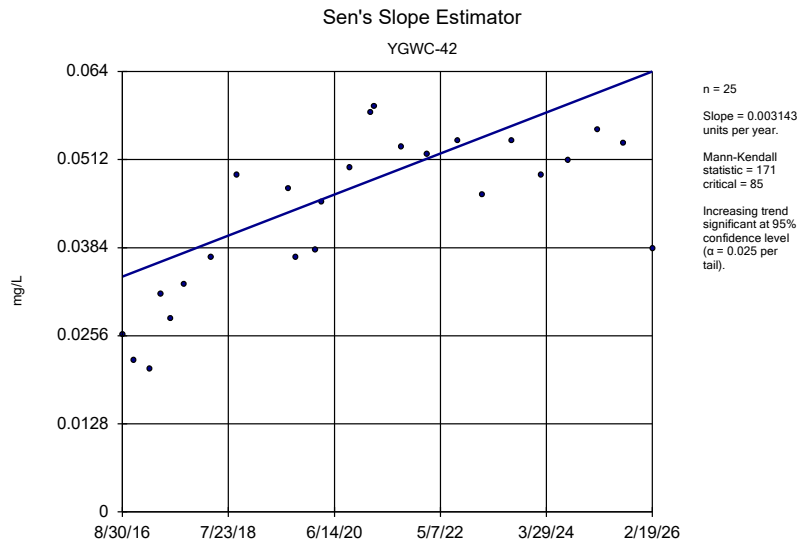

Constituent: Lithium Analysis Run 5/6/2026 8:09 PM View: Appendix IV Trend Tests
Plant Yates Client: Southern Company Data: Yates AMA-R6

Sanitas™ v.10.1.06e Software licensed to Groundwater Stats Consulting. UG

Sen's Slope Estimator

YAMW-3

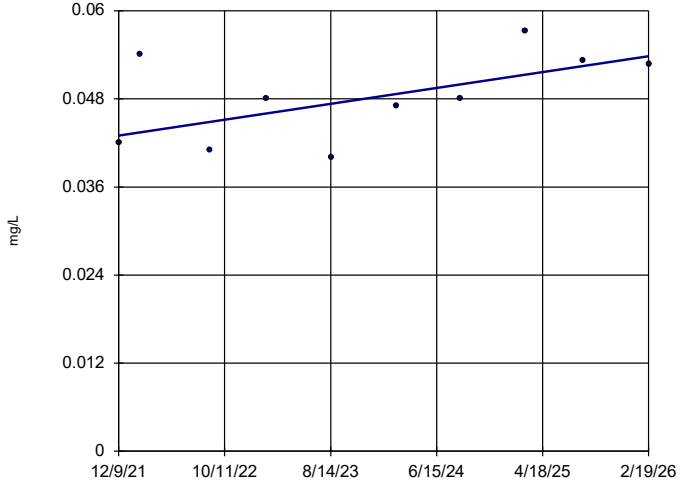

n = 10

Slope = 0.002571 units per year.

Mann-Kendall statistic = 14 critical = 23

Trend not significant at 95% confidence level (α = 0.025 per tail).

Constituent: Lithium Analysis Run 5/6/2026 8:09 PM View: Appendix IV Trend Tests

Plant Yates Client: Southern Company Data: Yates AMA-R6

Sanitas™ v.10.1.06e Software licensed to Groundwater Stats Consulting. UG

Hollow symbols indicate censored values.

Sen's Slope Estimator

GWA-2 (bg)

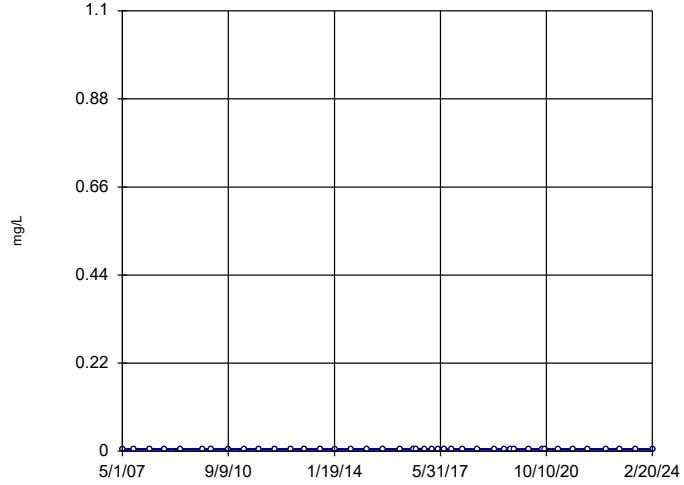

n = 42

Slope = 0 units per year.

Mann-Kendall normal approx. = 0 critical = 1.96

Trend not significant at 95% confidence level (α = 0.025 per tail).

Constituent: Selenium Analysis Run 5/6/2026 8:09 PM View: Appendix IV Trend Tests

Plant Yates Client: Southern Company Data: Yates AMA-R6

Sanitas™ v.10.1.06e Software licensed to Groundwater Stats Consulting. UG

Hollow symbols indicate censored values.

Sen's Slope Estimator

YGWA-1D (bg)

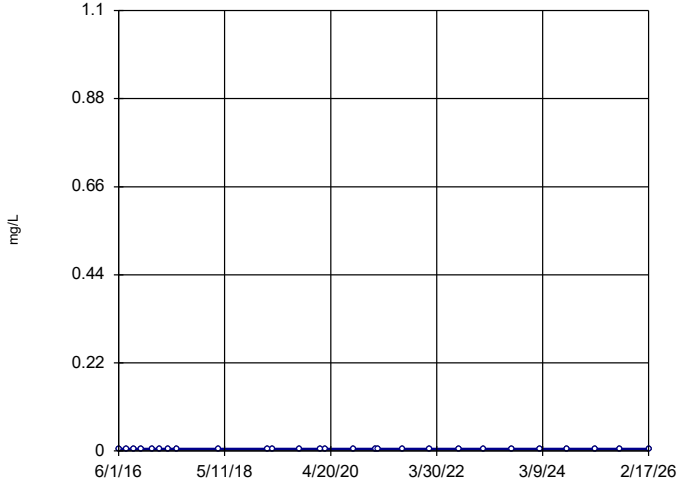

n = 27

Slope = 0 units per year.

Mann-Kendall statistic = 0 critical = 96

Trend not significant at 95% confidence level (α = 0.025 per tail).

Constituent: Selenium Analysis Run 5/6/2026 8:09 PM View: Appendix IV Trend Tests

Plant Yates Client: Southern Company Data: Yates AMA-R6

Sanitas™ v.10.1.06e Software licensed to Groundwater Stats Consulting. UG

Hollow symbols indicate censored values.

Sen's Slope Estimator

YGWA-1I (bg)

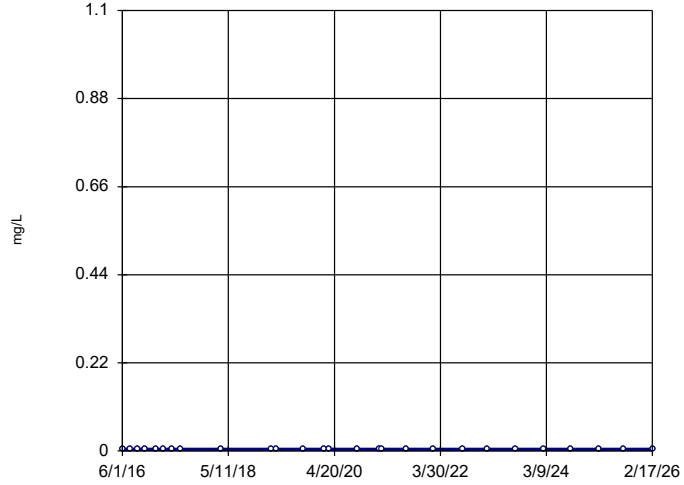

n = 27

Slope = 0 units per year.

Mann-Kendall statistic = 0 critical = 96

Trend not significant at 95% confidence level (α = 0.025 per tail).

Constituent: Selenium Analysis Run 5/6/2026 8:09 PM View: Appendix IV Trend Tests

Plant Yates Client: Southern Company Data: Yates AMA-R6

Sanitas™ v.10.1.06e Software licensed to Groundwater Stats Consulting. UG
Hollow symbols indicate censored values.

Sen's Slope Estimator

YGWA-2I (bg)

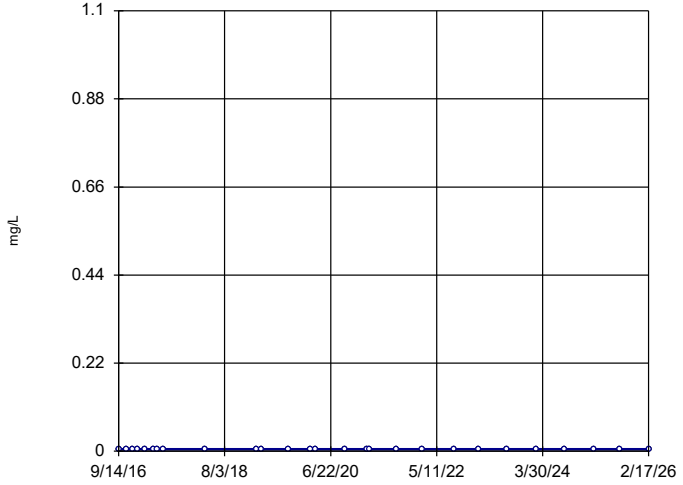

n = 27

Slope = 0
units per year.

Mann-Kendall
statistic = 0
critical = 96

Trend not sig-
nificant at 95%
confidence level
(α = 0.025 per
tail).

Constituent: Selenium Analysis Run 5/6/2026 8:10 PM View: Appendix IV Trend Tests
Plant Yates Client: Southern Company Data: Yates AMA-R6

Sanitas™ v.10.1.06e Software licensed to Groundwater Stats Consulting. UG
Hollow symbols indicate censored values.

Sen's Slope Estimator

YGWA-3D (bg)

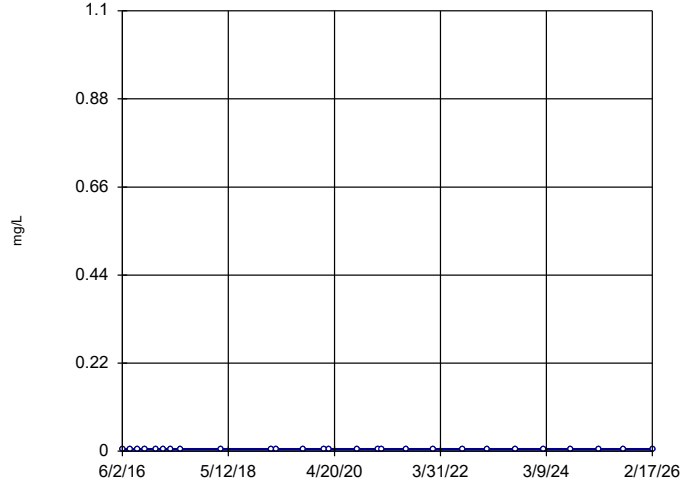

n = 27

Slope = 0
units per year.

Mann-Kendall
statistic = 0
critical = 96

Trend not sig-
nificant at 95%
confidence level
(α = 0.025 per
tail).

Constituent: Selenium Analysis Run 5/6/2026 8:10 PM View: Appendix IV Trend Tests
Plant Yates Client: Southern Company Data: Yates AMA-R6

Sanitas™ v.10.1.06e Software licensed to Groundwater Stats Consulting. UG
Hollow symbols indicate censored values.

Sen's Slope Estimator

YGWA-3I (bg)

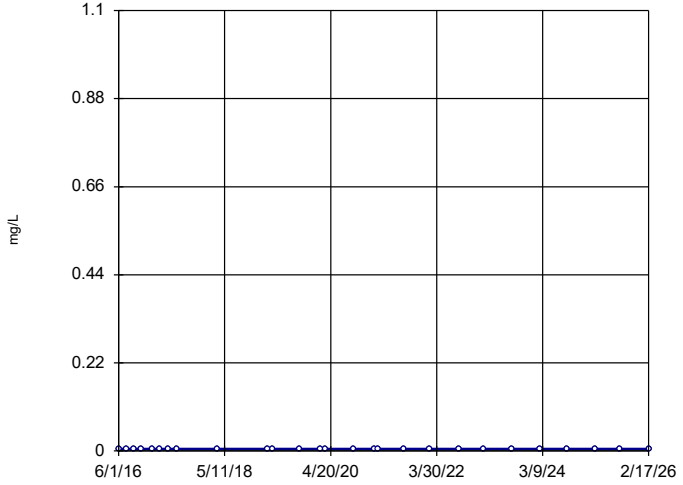

n = 27

Slope = 0
units per year.

Mann-Kendall
statistic = 0
critical = 96

Trend not sig-
nificant at 95%
confidence level
(α = 0.025 per
tail).

Constituent: Selenium Analysis Run 5/6/2026 8:10 PM View: Appendix IV Trend Tests
Plant Yates Client: Southern Company Data: Yates AMA-R6

Sanitas™ v.10.1.06e Software licensed to Groundwater Stats Consulting. UG
Hollow symbols indicate censored values.

Sen's Slope Estimator

YGWA-4I (bg)

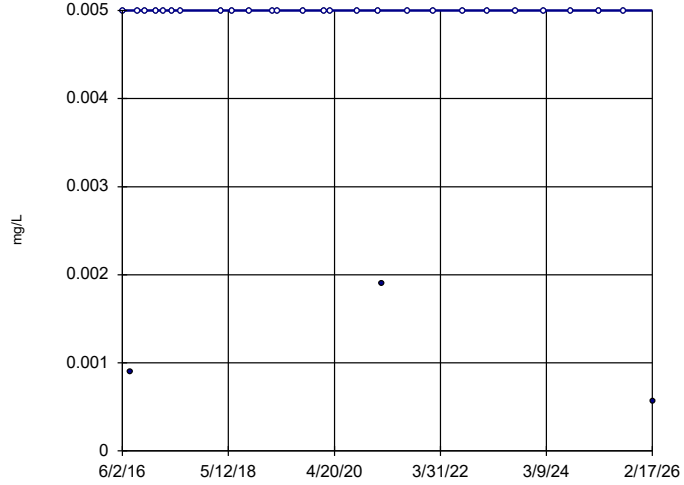

n = 29

Slope = 0
units per year.

Mann-Kendall
statistic = -11
critical = -106

Trend not sig-
nificant at 95%
confidence level
(α = 0.025 per
tail).

Constituent: Selenium Analysis Run 5/6/2026 8:10 PM View: Appendix IV Trend Tests
Plant Yates Client: Southern Company Data: Yates AMA-R6

Sanitas™ v.10.1.06e Software licensed to Groundwater Stats Consulting. UG
Hollow symbols indicate censored values.

Sen's Slope Estimator

YGWA-5D (bg)

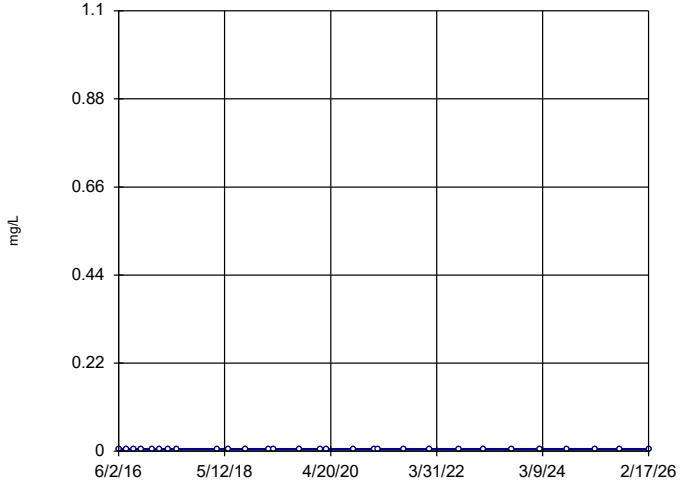

n = 29

Slope = 0
units per year.

Mann-Kendall
statistic = 0
critical = 106

Trend not sig-
nificant at 95%
confidence level
(α = 0.025 per
tail).

Constituent: Selenium Analysis Run 5/6/2026 8:10 PM View: Appendix IV Trend Tests
Plant Yates Client: Southern Company Data: Yates AMA-R6

Sanitas™ v.10.1.06e Software licensed to Groundwater Stats Consulting. UG
Hollow symbols indicate censored values.

Sen's Slope Estimator

YGWA-5I (bg)

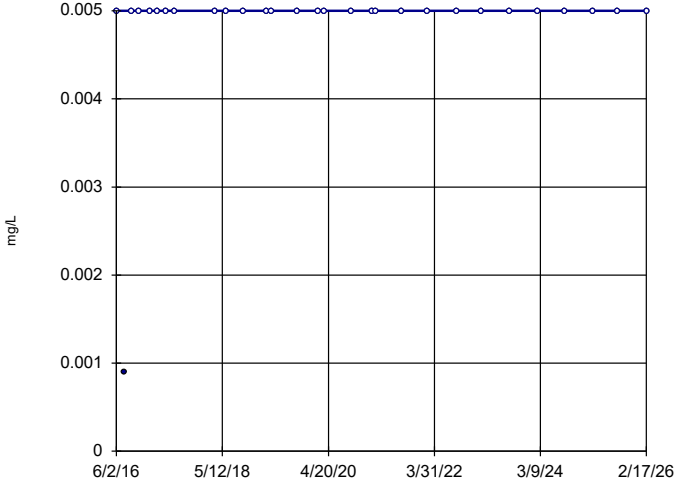

n = 29

Slope = 0
units per year.

Mann-Kendall
statistic = 26
critical = 106

Trend not sig-
nificant at 95%
confidence level
(α = 0.025 per
tail).

Constituent: Selenium Analysis Run 5/6/2026 8:10 PM View: Appendix IV Trend Tests
Plant Yates Client: Southern Company Data: Yates AMA-R6

Sanitas™ v.10.1.06e Software licensed to Groundwater Stats Consulting. UG
Hollow symbols indicate censored values.

Sen's Slope Estimator

YGWA-14S (bg)

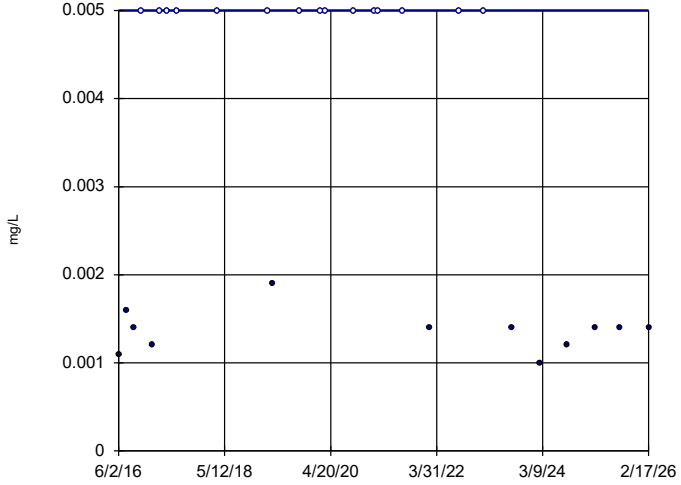

n = 27

Slope = 0
units per year.

Mann-Kendall
statistic = -40
critical = -96

Trend not sig-
nificant at 95%
confidence level
(α = 0.025 per
tail).

Constituent: Selenium Analysis Run 5/6/2026 8:10 PM View: Appendix IV Trend Tests
Plant Yates Client: Southern Company Data: Yates AMA-R6

Sanitas™ v.10.1.06e Software licensed to Groundwater Stats Consulting. UG
Hollow symbols indicate censored values.

Sen's Slope Estimator

YGWA-17S (bg)

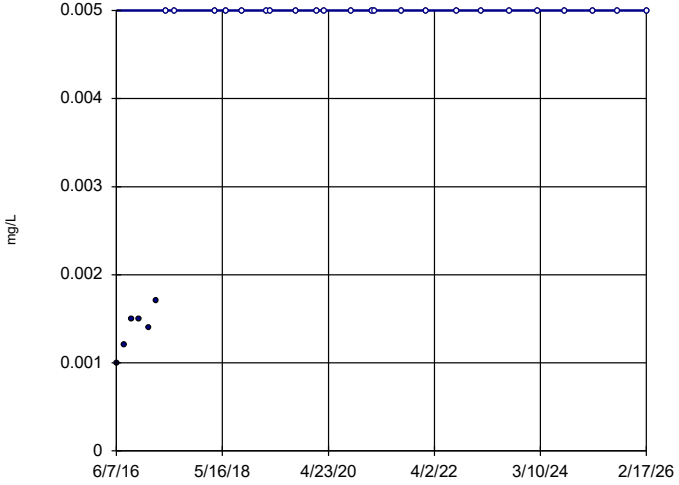

n = 29

Slope = 0
units per year.

Mann-Kendall
statistic = 148
critical = 106

Increasing trend
significant at 95%
confidence level
(α = 0.025 per
tail).

Constituent: Selenium Analysis Run 5/6/2026 8:10 PM View: Appendix IV Trend Tests
Plant Yates Client: Southern Company Data: Yates AMA-R6

Sanitas™ v.10.1.06e Software licensed to Groundwater Stats Consulting. UG
Hollow symbols indicate censored values.

Sen's Slope Estimator

YGWA-18I (bg)

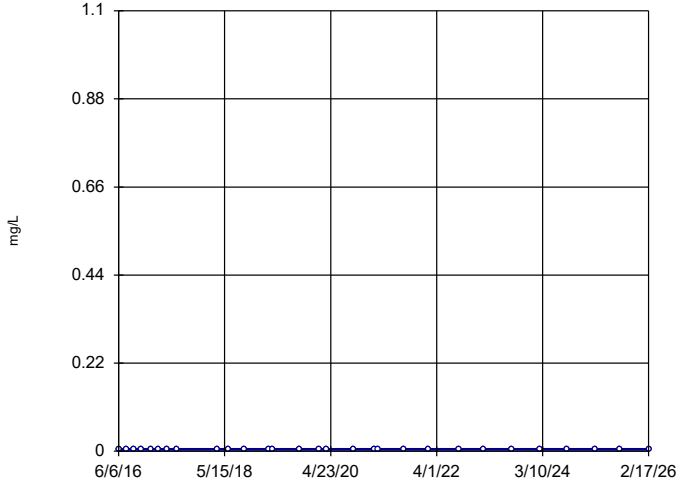

n = 29

Slope = 0
units per year.

Mann-Kendall
statistic = 0
critical = 106

Trend not sig-
nificant at 95%
confidence level
(α = 0.025 per
tail).

Constituent: Selenium Analysis Run 5/6/2026 8:10 PM View: Appendix IV Trend Tests
Plant Yates Client: Southern Company Data: Yates AMA-R6

Sanitas™ v.10.1.06e Software licensed to Groundwater Stats Consulting. UG
Hollow symbols indicate censored values.

Sen's Slope Estimator

YGWA-18S (bg)

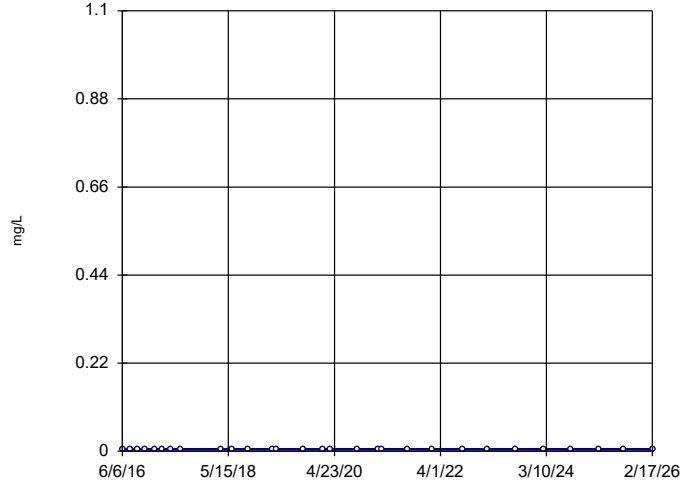

n = 29

Slope = 0
units per year.

Mann-Kendall
statistic = 0
critical = 106

Trend not sig-
nificant at 95%
confidence level
(α = 0.025 per
tail).

Constituent: Selenium Analysis Run 5/6/2026 8:10 PM View: Appendix IV Trend Tests
Plant Yates Client: Southern Company Data: Yates AMA-R6

Sanitas™ v.10.1.06e Software licensed to Groundwater Stats Consulting. UG
Hollow symbols indicate censored values.

Sen's Slope Estimator

YGWA-20S (bg)

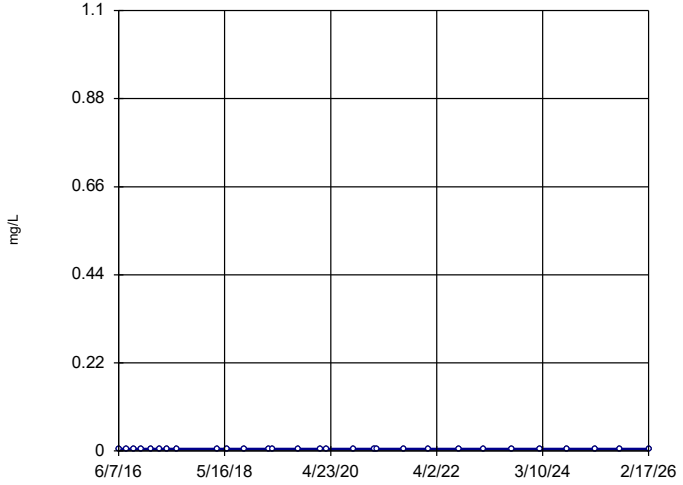

n = 29

Slope = 0
units per year.

Mann-Kendall
statistic = 0
critical = 106

Trend not sig-
nificant at 95%
confidence level
(α = 0.025 per
tail).

Constituent: Selenium Analysis Run 5/6/2026 8:10 PM View: Appendix IV Trend Tests
Plant Yates Client: Southern Company Data: Yates AMA-R6

Sanitas™ v.10.1.06e Software licensed to Groundwater Stats Consulting. UG
Hollow symbols indicate censored values.

Sen's Slope Estimator

YGWA-21I (bg)

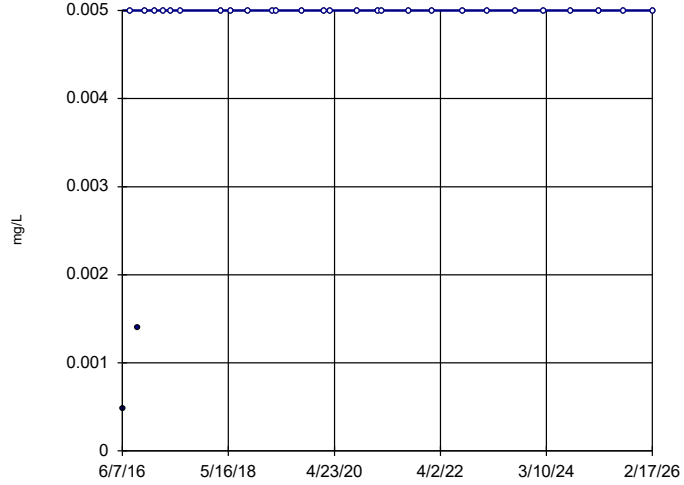

n = 29

Slope = 0
units per year.

Mann-Kendall
statistic = 53
critical = 106

Trend not sig-
nificant at 95%
confidence level
(α = 0.025 per
tail).

Constituent: Selenium Analysis Run 5/6/2026 8:10 PM View: Appendix IV Trend Tests
Plant Yates Client: Southern Company Data: Yates AMA-R6

Sanitas™ v.10.1.06e Software licensed to Groundwater Stats Consulting. UG
Hollow symbols indicate censored values.

Sen's Slope Estimator

YGWA-30I (bg)

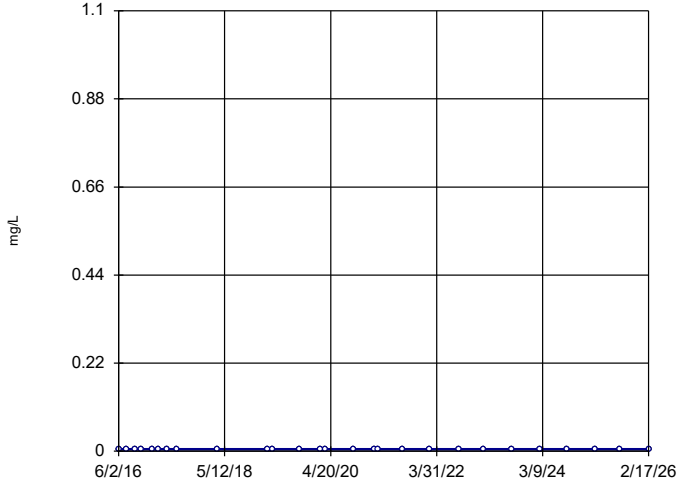

n = 27

Slope = 0
units per year.

Mann-Kendall
statistic = 0
critical = 96

Trend not sig-
nificant at 95%
confidence level
(α = 0.025 per
tail).

Constituent: Selenium Analysis Run 5/6/2026 8:10 PM View: Appendix IV Trend Tests
Plant Yates Client: Southern Company Data: Yates AMA-R6

Sanitas™ v.10.1.06e Software licensed to Groundwater Stats Consulting. UG
Hollow symbols indicate censored values.

Sen's Slope Estimator

YGWA-39 (bg)

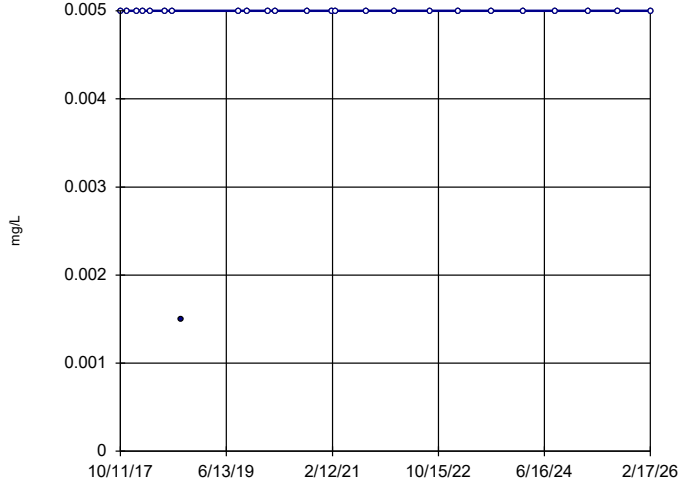

n = 25

Slope = 0
units per year.

Mann-Kendall
statistic = 10
critical = 85

Trend not sig-
nificant at 95%
confidence level
(α = 0.025 per
tail).

Constituent: Selenium Analysis Run 5/6/2026 8:10 PM View: Appendix IV Trend Tests
Plant Yates Client: Southern Company Data: Yates AMA-R6

Sanitas™ v.10.1.06e Software licensed to Groundwater Stats Consulting. UG
Hollow symbols indicate censored values.

Sen's Slope Estimator

YGWA-40 (bg)

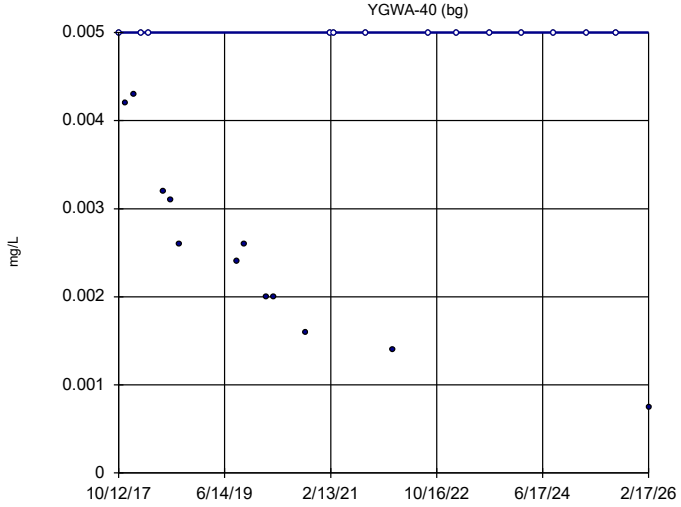

n = 25

Slope = 0
units per year.

Mann-Kendall
statistic = 6
critical = 85

Trend not sig-
nificant at 95%
confidence level
(α = 0.025 per
tail).

Constituent: Selenium Analysis Run 5/6/2026 8:10 PM View: Appendix IV Trend Tests
Plant Yates Client: Southern Company Data: Yates AMA-R6

Sanitas™ v.10.1.06e Software licensed to Groundwater Stats Consulting. UG
Hollow symbols indicate censored values.

Sen's Slope Estimator

YGWA-47 (bg)

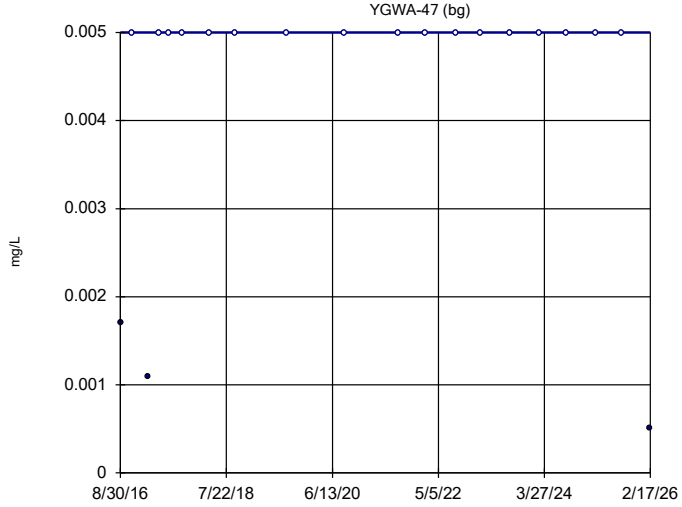

n = 20

Slope = 0
units per year.

Mann-Kendall
statistic = 12
critical = 62

Trend not sig-
nificant at 95%
confidence level
(α = 0.025 per
tail).

Constituent: Selenium Analysis Run 5/6/2026 8:10 PM View: Appendix IV Trend Tests
Plant Yates Client: Southern Company Data: Yates AMA-R6

Sen's Slope Estimator

YAMW-5

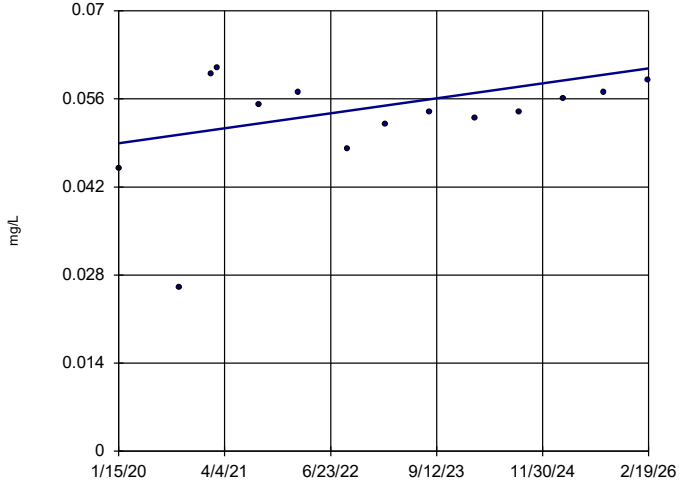

n = 14

Slope = 0.001948 units per year.

Mann-Kendall statistic = 23 critical = 37

Trend not significant at 95% confidence level (α = 0.025 per tail).

Constituent: Selenium Analysis Run 5/6/2026 8:10 PM View: Appendix IV Trend Tests

Plant Yates Client: Southern Company Data: Yates AMA-R6

Sanitas™ v.10.1.06e Software licensed to Groundwater Stats Consulting. UG

Sen's Slope Estimator

PZ-37

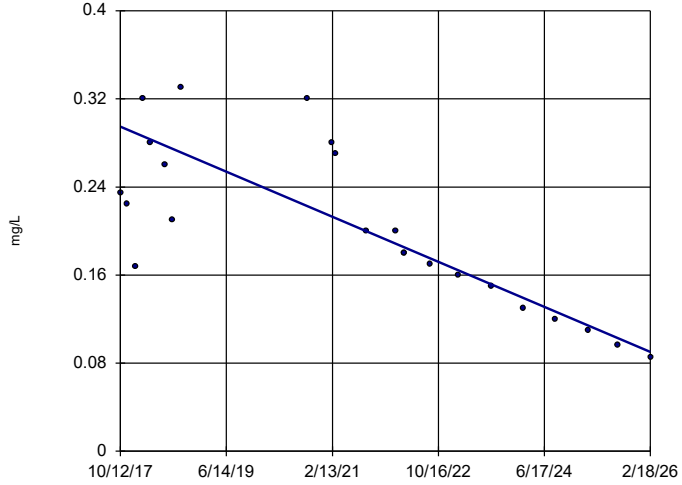

n = 23

Slope = -0.02449 units per year.

Mann-Kendall statistic = -173 critical = -76

Decreasing trend significant at 95% confidence level (α = 0.025 per tail).

Constituent: Selenium Analysis Run 5/6/2026 8:10 PM View: Appendix IV Trend Tests

Plant Yates Client: Southern Company Data: Yates AMA-R6

Arcadis U.S., Inc.

2839 Paces Ferry Road, Suite 1000
Atlanta
Georgia 30339
Phone: 770 431 8666
Fax: 770 435 2666
www.arcadis.com