2026 Semiannual Groundwater Monitoring and Corrective Action Report

Plant Yates – Ash Pond 2
Newnan, Georgia

August 31, 2026

2026 Semiannual Groundwater Monitoring and Corrective Action Report

Plant Yates – Ash Pond 2
Newman, Georgia

August 31, 2026

Prepared By:
Arcadis U.S., Inc.
2839 Paces Ferry Road, Suite 1000
Atlanta
Georgia 30339
Phone: 770 431 8666
Fax: 770 435 2666

Prepared For:
Georgia Power Company
Newnan, Georgia
Coweta County

Alexandra Simpson
Senior Geologist

Geoff Gay, PE
Technical Expert (Eng), Vice President

Summary

This summary of the 2026 Semiannual Monitoring and Corrective Action Report provides the status of groundwater monitoring and corrective action program from January to June at Georgia Power Company's (Georgia Power's) Plant Yates Ash Pond (AP) AP-2 (the Site). Arcadis U.S., Inc. (Arcadis) prepared this summary on behalf of Georgia Power to meet the requirements listed in Part A, Section 6[1] of the U.S. Environmental Protection Agency (USEPA) Coal Combustion Residual (CCR) rule (40 Code of Federal Regulations [CFR] 257 Subpart D).

Plant Yates is located at 708 Dyer Road, approximately 8 miles northwest of Newnan and 13 miles southeast of Carrollton in Coweta County, Georgia. Plant Yates originally operated seven coal-fired steam-generating units. Five of the units were retired in 2015, and two units were converted from coal to natural gas. CCR materials resulting from power generation have historically been transferred and stored at the Site. CCR Removal and the six-inch over dig for verification have been completed at Plant Yates AP-2. On July 11, 2023, the Georgia Environmental Protection Division (GAEPD) approved CCR permit (038-018D (CCR)) for Plant Yates AP-2. EPD acknowledged final removal of CCR at AP-2 on February 19, 2024.

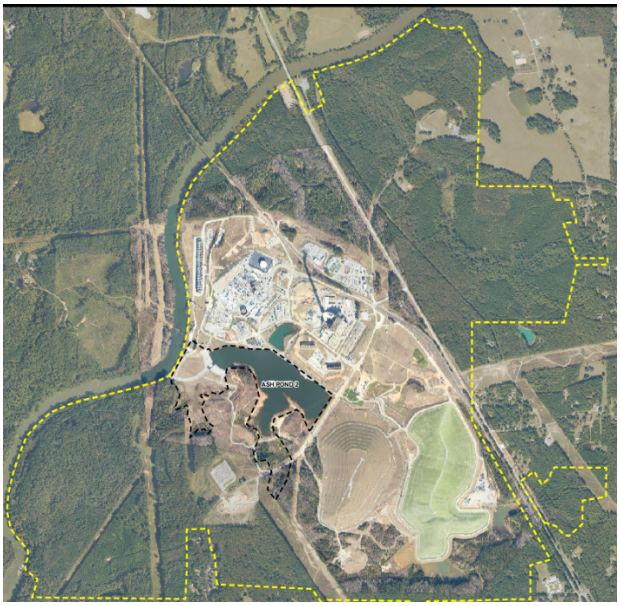

Plant Yates and the Site

Groundwater at the Site is monitored using a comprehensive monitoring system of wells installed to meet federal and state monitoring requirements. Routine sampling and reporting began in 2017 after the completion of eight background sampling events. Based on groundwater conditions at the Site, an assessment monitoring program was established on January 15, 2018.

During the 2026 semiannual reporting period, Arcadis conducted a groundwater sampling event in February. Groundwater samples were submitted to Pace Analytical Services, LLC, for analysis. Per the CCR rule, groundwater results for the February 2026 data were evaluated in accordance with the certified statistical methods. That evaluation showed statistically significant values of Appendix III[2] parameters in wells provided in the table below. There were no statistically significant levels (SSLs) detected for Appendix IV[3] parameters[4]. During the 2026 semiannual reporting period, the Site remained in assessment monitoring.

[1] 80 FR 21468, Apr. 17, 2015, as amended at 81 FR 51807, Aug. 5, 2016; 83 FR 36452, July 30, 2018; 85 FR 53561, Aug. 28, 2020
[2] Boron, calcium, chloride, fluoride, pH, sulfate, and total dissolved solids (TDS)
[3] Antimony, arsenic, barium, beryllium, cadmium, chromium, cobalt, fluoride, lead, lithium, mercury, molybdenum, selenium, thallium, and radium 226 + 228.
[4] A statistically significant level SSL-related constituent is determined by comparing the confidence intervals developed to either the constituent's MCL, if available, the USEPA RSL if no MCL is available, or the calculated background interwell prediction limit.

Appendix III Parameter	February 2026
Boron	YGWC-26I, YGWC-26S, YGWC-27I, YGWC-27S, YGWC-28I, YGWC-28S, YGWC-29IB
Chloride	YGWC-26I, YGWC-26S, YGWC-27S, YGWC-28S

Based on review of the Appendix III and Appendix IV statistical results completed for the groundwater monitoring and corrective action program during the 2026 semiannual reporting period, the Site will continue in assessment monitoring. Georgia Power will continue routine groundwater monitoring and reporting at the Site. Reports will be posted to the website and provided to GAEPD semiannually.

Contents

Summary i

Acronyms and Abbreviations v

Professional Certification vi

1 Introduction 1

1.1 Background 1

1.2 Regional Geology and Hydrogeologic Setting 1

1.3 Groundwater Monitoring Well Network and CCR Unit Description 2

2 Groundwater Monitoring 3

2.1 Monitoring Well Maintenance 3

2.2 Assessment Monitoring 3

3 Sampling Methodology and Analysis 3

3.1 Groundwater Flow Direction, Gradient, and Velocity 3

3.2 Groundwater Sampling 4

3.3 Laboratory Analyses 5

3.4 Data Quality Assurance/Quality Control and Validation 5

4 Statistical Analysis 6

4.1 Statistical Methods 6

4.1.1 Appendix III Statistical Methods 6

4.1.2 Assessment Monitoring Statistical Methods 6

4.2 Statistical Analysis Results 7

4.2.1 Appendix III Monitoring Constituents 7

4.2.2 Appendix IV Assessment Monitoring Constituents 7

5 Monitoring Program Status 8

6 Conclusions and Future Actions 8

7 References 8

Tables

Table 1. Monitoring Network Well Summary

Table 2. Groundwater Sampling Plan

Table 3. Summary of Groundwater Elevations – February 2026

Table 4. Groundwater Flow Velocity Calculations – February 2026

Table 5. Summary of Groundwater Monitoring Parameters

Table 6a. Groundwater Analytical Data – February 2026

Table 6b. Upgradient Groundwater Analytical Data – February 2026

Table 7. Background Levels and Groundwater Protection Standards

Figures

Figure 1. Site Location Map

Figure 2. Plant Yates CCR Removal Areas

Figure 3. Well Location Map

Figure 4. Sitewide Groundwater Elevation Map – February 2026

Figure 5. Groundwater Elevation Map – February 2026

Appendices

A Field Sampling Forms

B Analytical Laboratory and Data Validation Reports

C Statistical Analysis

Acronyms and Abbreviations

Arcadis	Arcadis, Inc.
AP	Ash Pond
CCR	Coal Combustion Residuals
CFR	Code of Federal Regulations
DO	dissolved oxygen
GAEPD	Georgia Environmental Protection Division
GPC	Georgia Power Company
GWPS	Groundwater Protection Standard
MCL	Maximum Contaminant Level
MDL	Method Detection Limit
mg/L	milligrams per liter
QA/QC	Quality Assurance/Quality Control
SSI	statistically significant increase
SSL	statistically significant level
TDS	total dissolved solids
USEPA	United States Environmental Protection Agency

Professional Certification

This 2026 Semiannual Groundwater Monitoring and Corrective Action Report, Plant Yates Ash Pond 2 (AP-2) has been prepared in compliance with the United States Environmental Protection Agency Coal Combustion Residual Rule (40 Code of Federal Regulations [CFR] 257 Subpart D), specifically § 257.90(e), and the Georgia Environmental Protection Division Rules for Solid Waste Management 391-3-4-.10 by a qualified groundwater scientist or engineer with Arcadis, U.S., Inc. I hereby certify that I am a qualified groundwater scientist, in accordance with the Georgia Rules of Solid Waste Management 391-3-4.01.

Arcadis U.S., Inc.

8/31/2026

J. Geoffrey Gay, P.E.
Technical Expert (Eng), Vice President
Georgia Registration No. PE 27801

Date

1 Introduction

This 2026 Semiannual Groundwater Monitoring and Corrective Action Report documents groundwater monitoring conducted at the Georgia Power Company (GPC) Plant Yates Ash Pond (AP) AP-2 (the Site) in February 2026. This report was prepared in accordance with the United States Environmental Protection Agency (USEPA) Coal Combustion Residuals (CCR) Rule (40 Code of Federal Regulations [CFR] 257 Subpart D) and the Georgia Environmental Protection Division (GAEPD) Rules for Solid Waste Management 391-3-4-.10. Groundwater monitoring requirements for the Site are specified by GAEPD Rule 391-3-4-.10(6)(a), which also incorporates the USEPA CCR Rule. For ease of reference, the USEPA CCR Rules are cited within this report.

This report presents the results from the semiannual monitoring for Appendix III and IV constituents conducted in February 2026 in accordance with 40 CFR § 257.95.

1.1 Background

Plant Yates is located on 708 Dyer Road, on the east bank of the Chattahoochee River in Coweta County, Georgia near the Coweta and Carroll County line, approximately 8 miles northwest of the City of Newnan and 13 miles southeast of the City of Carrollton. Plant Yates occupies approximately 2,400 acres. **Figure 1** depicts the Site location relative to the surrounding area. Areas where CCR Removal Reports have been submitted to GA EPD are shown on **Figure 2.** The layout of Plant Yates, the monitoring well network, and other Site features are shown on **Figure 3**.

A permit application to comply with GAEPD rules was approved on July 11, 2023 (038-018D (CCR)). CCR Removal and the six-inch over dig for verification have been completed at Plant Yates AP-2. A certification of removal was submitted to GA EPD on November 18, 2023. EPD acknowledged final removal of CCR at AP-2 on February 19, 2024. AP-2 was placed in an assessment monitoring program based on results of the 2017 Annual Groundwater and Corrective Action Monitoring Report, which was implemented on January 15, 2018. A notice of assessment monitoring was placed in the operating record on May 15, 2018. Semiannual monitoring for the CCR unit is performed in accordance with the monitoring requirements 40 CFR § 257.90 through 257.95 of the Federal CCR Rule and the GAEPD rules for Solid Waste Management 391-3-4-.10(6)(a).

1.2 Regional Geology and Hydrogeologic Setting

Plant Yates is located in the Inner Piedmont Physiographic Province of western Georgia, immediately southeast of the Brevard Zone, a regional fault zone that separates the Piedmont from the Blue Ridge. Rock units at Plant Yates are primarily interlayered gneiss and schists. The rocks in the area have been subjected to extensive metamorphism, deformation, and igneous intrusions. Extensive fracture sets are present in the underlying bedrock. Surface expressions of these fractures are observed on topographic maps and aerial photos of the Plant Yates area (ACC 2023).

A thin layer of soil from 1 to 2 feet thick overlies a thick layer of saprolite. The saprolite, which extends to typical depths of 20 to 40 feet below ground surface, was formed in place by the physical and chemical weathering of the underlying metamorphic rocks. The saprolite typically consists of clay- and silt-rich soils that grade to sandier soils with depth. A zone of variable thickness (approximately 5 to 20 feet) of transitionally weathered rock typically

exists between the saprolite and competent bedrock. The lithology of the transition zone is highly variable and ranges from medium to coarse unconsolidated material to highly fractured and weathered rock fragments. Localized alluvial soils consisting of generally coarser material (silty-sand, clayey silt, and silty clay with well-rounded gravel and cobbles) that have been observed in saprolite may be related to historical river channel migration.

At Plant Yates, groundwater is typically encountered slightly above the saprolite/weathered rock interface. Groundwater flow in the saprolite zone is through interconnected pores and relict textures and fractures. As the rock becomes increasingly competent with depth, groundwater flow occurs mainly through joints and fractures (i.e., secondary porosity). Recharge to the water-bearing zones in fractured bedrock takes place by seepage through the overlying mantle of soil/saprolite or by direct entrance through openings in outcrops. The average depth of the water table at Plant Yates varies with topography, ranging from approximately 5 to 50 feet below ground surface. The water table occurs in the saprolite and in the transitionally weathered zone, at least several feet above the top of rock.

Field hydraulic conductivity tests (i.e., slug tests) have been performed in saprolite and weathered bedrock at multiple locations at the Site. The hydraulic conductivity at these locations is typically in a range from 10^{-3} to 10^{-4} centimeters per second based on multiple rising-head and falling-head slug tests (ACC 2023). This indicates a fairly uniform medium across the saprolite and weathered rock horizon. The hydraulic conductivity values from the field tests fall within a range consistent with that of Piedmont overburden (Newell et al. 1990).

1.3 Groundwater Monitoring Well Network and CCR Unit Description

Pursuant to 40 CFR § 257.91, a groundwater monitoring system was installed within the uppermost aquifer at the Site. The monitoring system is designed to monitor groundwater passing the waste boundary of the CCR Unit within the uppermost aquifer. Wells are located to monitor upgradient and downgradient conditions based on groundwater flow direction. The groundwater monitoring well network is summarized in **Table 1** along with a series of piezometers installed to supplement groundwater elevation measurements. Upgradient monitoring well GWA-2 was abandoned on January 7, 2025 following the termination of the Gypsum Landfill Permit provided in GA EPD's November 25, 2024 letter. The historical data from GWA-2 will continue to be managed as part of the Site's upgradient well dataset.

As typical of the Piedmont Physiographic Province, there is a degree of connectivity between the saprolite and partially weathered rock units (Harned, D.A., and Daniel, C.C., III 1992). Fractured bedrock may or may not be connected to the overlying units, and flow may be controlled by geologic structures present. Based on the Site hydrogeology, the monitoring system is designed to monitor groundwater flow in the saprolite, the transition zone, and the upper bedrock. Wells suffixed with an "S" are installed in saprolite, an "I" indicates partially weathered rock (transition zone), and "D" indicates upper bedrock. The CCR unit AP-2 was established along a topographically low area formed by an unnamed tributary. Based on the Site hydrogeology, the monitoring system is designed to monitor groundwater flow in the overburden, the transition zone, and the upper bedrock. The monitoring well network for the Site is illustrated on **Figure 3**.

2 Groundwater Monitoring

Pursuant to 40 CFR § 257.90(e), the following describes monitoring-related activities performed in February 2026 and presents the status of the monitoring program. Groundwater sampling was performed in accordance with 40 CFR § 257.93. Samples were collected from each well in the certified monitoring system shown on **Figure 3**.

Table 2 summarizes the groundwater sampling event conducted by Arcadis at AP-2 during the semiannual reporting period. During the February 2026 event, groundwater samples were collected and analyzed for both 40 CFR 257 Appendix III and 40 CFR 257 Appendix IV constituents to meet the requirement of 40 CFR § 257.95(b). Field sampling logs are provided in **Appendix A**.

2.1 Monitoring Well Maintenance

Monitoring well-related activities were limited to visual inspection of well conditions before sampling, recording the site conditions, and performing exterior maintenance necessary for sampling under safe and clean conditions. Details regarding the wells are included in **Table 1,** and locations are presented on **Figure 3**.

Monitoring wells are inspected semiannually to determine if any repairs or corrective actions are necessary to meet the requirements of the Georgia Water Well Standards Act (O.C.G.A. § 12-5-134(5)(d)(vii)). In February 2026, monitoring wells were inspected to identify the need for corrective actions as documented in **Appendix A**. There were no maintenance issues during this period that required corrective action.

2.2 Assessment Monitoring

AP-2 was placed in an assessment monitoring program based on results of the 2017 Annual Groundwater and Corrective Action Monitoring Report, which was implemented on January 15, 2018. A notice of assessment monitoring was placed in the operation record on May 15, 2018. Monitoring wells at AP-2 were sampled for Appendix III and Appendix IV parameters in February 2026 pursuant to 40 CFR § 257.95(b) and 40 CFR § 257.95(d)(1). A summary of the groundwater sampling event is provided in **Table 2**.

3 Sampling Methodology and Analysis

Groundwater monitoring methods at the Site are described in the following sections.

3.1 Groundwater Flow Direction, Gradient, and Velocity

Before each sampling event, static water levels were recorded from piezometers and wells at AP-2 as noted in **Table 3**. Saprolite and transition zone groundwater elevation data were used to prepare potentiometric surface elevation contour maps from the February 2026 gauging event. A sitewide potentiometric surface map for February 2026 is provided on **Figure 4**. The AP-2 potentiometric surface map for February is provided on **Figure 5**. The groundwater flow direction for the saprolite and transition zone wells is generally northeast, southwest, and west toward AP-2 where it flows west to the Chattahoochee River. The groundwater flow direction is consistent with historical patterns. It is interpreted that variations between saprolite/transition zone wells and deep bedrock

wells are attributed to bedrock geologic structural controls and, therefore, do not reflect the surficial aquifer potentiometric surface. Based on this interpretation, the deep bedrock potentiometric surface was not used for contouring.

The groundwater flow velocity at Plant Yates was calculated using a derivation of Darcy's Law:

$$v = \frac{k\left(\frac{dh}{dl}\right)}{n_e}$$

where:

v = groundwater seepage velocity

k = hydraulic conductivity

dh/dl = hydraulic gradient

n_e = effective porosity

Groundwater flow velocities were calculated for the Site based on hydraulic gradients, average hydraulic conductivity based on previous slug test data, and an estimated effective porosity of 0.20 (based on a review of several sources including Driscoll 1986, USEPA 1989, and Freeze and Cherry 1979).

The calculated groundwater flow velocity for February 2026 is presented in **Table 4**. The calculated average groundwater linear flow velocity for February is approximately 26 feet per year. The calculated groundwater velocity across the Site is generally consistent with historical calculations and with expected velocities in the site-specific geology; thereby, confirming the groundwater monitoring network is properly located to monitor the uppermost aquifer.

3.2 Groundwater Sampling

Groundwater samples were collected using low-flow sampling procedures in accordance with 40 CFR § 257.93(a). Monitoring wells were purged and sampled using a dedicated bladder pump until water quality parameters stabilized. For wells sampled with non-dedicated bladder pumps, the pumps were lowered into the well so that the intake was at the midpoint of the well screen (or as appropriate determined by the water level). All non-disposable equipment was decontaminated before use and between well locations.

An AquaTroll™ 600 (In-Situ field instrument) was used to monitor and record field water quality parameters (pH, conductivity, and dissolved oxygen [DO]) during well purging to verify stabilization before sampling. Turbidity was measured using a portable turbidimeter. Groundwater samples were collected when the following stabilization criteria were met for a minimum of three consecutive readings:

- ± 0.1 standard units for pH;
- ± 5% for specific conductance;
- Turbidity measurements less than 5 nephelometric turbidity units; and
- ±10% or ±0.2 mg/L (whichever is greater) for DO where DO >0.5 mg/L. If DO <0.5 mg/L no stabilization criteria apply.

Once stabilization was achieved, samples were collected directly into laboratory-supplied sample containers with preservative (where applicable). The samples were placed on ice in an insulated cooler following their collection.

The samples were submitted to Pace Analytical Services, LLC following chain-of-custody protocol. Stabilization logs for each well and daily equipment calibration records are included in **Appendix A**.

3.3 Laboratory Analyses

Samples were submitted for laboratory analysis from each monitoring well as summarized in **Table 2**. During the February 2026 sampling event, the AP-2 wells were sampled and analyzed for Appendix III parameters as well as for Appendix IV parameters according to 40 CFR § 257.95(b). **Table 5** provides a summary of the constituents monitored during the event. Analytical methods used for groundwater sample analysis are listed on the analytical laboratory reports, along with chain-of-custody records included in **Appendix B**.

Analytical data from AP-2 and the upgradient wells collected in February 2026 in compliance with the CCR Rule, along with additional geochemical parameters (i.e., alkalinity, cations) collected during the February 2026 event, are summarized in **Tables 6a and 6b**. Laboratory analyses were performed by Pace Analytical Services, LLC, which is accredited by the National Environmental Laboratory Accreditation Program and maintains this certification for all parameters analyzed for this project.

3.4 Data Quality Assurance/Quality Control and Validation

During each sampling event, quality assurance/quality control (QA/QC) samples were collected at a rate of one per 10 samples. QA/QC samples included equipment blanks (where non-dedicated equipment is used), field blanks, and duplicate samples. Groundwater quality data in this report were validated in accordance with USEPA guidance (USEPA 2011) and the analytical methods. Data validation generally consisted of reviewing sample integrity, holding times, laboratory method blanks, laboratory control samples, matrix spikes/matrix spike duplicate recoveries and relative percent differences, post-digestion spikes, laboratory and field duplicate relative percent differences, equipment blanks, and reporting limits. Where appropriate, validation qualifiers and flags have been applied to the data using USEPA procedures as guidance (USEPA 2017). The February 2026 data validation reports included in **Appendix B** summarize the validation actions and applicable interpretation.

The purpose of the data quality evaluation was to determine the reliability of the chemical analyses and the accuracy and precision of information acquired from the laboratory. Data quality was assessed through the review and evaluation of field sampling, quality control samples, and data associated with the chemical analytical results. The validated data meet project objectives and the associated data validation reports are provided in **Appendix B** along with the laboratory reports.

Values followed by a "J" flag indicate that the value is an estimated analyte concentration detected between the MDL and the laboratory reporting limit. The estimated value is positively identified but is below the lowest level that can be reliably achieved within specified limits of precision and accuracy under routine laboratory operating conditions. “J” flagged data are used to establish background statistical limits but are not used when performing statistical analyses.

4 Statistical Analysis

Statistical analysis of Appendix III and IV groundwater monitoring data was performed on data from the assessment monitoring event pursuant to 40 CFR §§ 257.93–95 following the established, certified statistical methods. The statistical method used at the Site was developed in accordance with 40 CFR § 257.93(f) using methodology presented in Statistical Analysis of Groundwater Data at RCRA Facilities, Unified Guidance, March 2009, USEPA 530/R-09-007 (USEPA 2009).

4.1 Statistical Methods

The Sanitas™ groundwater statistical software was used to perform the statistical analyses. Sanitas™ is a decision support software package that incorporates the statistical tests required of Subtitle C and D facilities by USEPA regulations and guidance as recommended in the Unified Guidance document (USEPA 2009). Although assessment monitoring has been implemented, statistical evaluation of Appendix III constituents is performed to determine whether constituents have returned to background conditions.

4.1.1 Appendix III Statistical Methods

Groundwater data were evaluated using interwell prediction limits for Appendix III parameters. This method uses sitewide pooled upgradient monitoring well data to establish a background statistical limit. Data from the February 2026 event were compared to the statistical limit to determine whether concentrations exceeded background levels. The statistical method incorporates an optional 1-of-2 verification resample plan. When an initial statistically significant increase (SSI) or questionable result occurs, a second sample may be collected to verify the initial result or determine whether the result was an outlier. If resampling is performed, and the initial finding is not verified, the resampled value replaces the initial finding. When the resample confirms the initial result, both values remain in the database, and an SSI is declared. The following criteria were applied to the evaluation:

- Statistical analyses were not performed on analytes exhibiting 100 percent non-detects.
- When data contained less than 15 percent non-detects in background, simple substitution of one half the reporting limit was used in the statistical analysis. The reporting limit used for non-detects is the practical quantification limit reported by the laboratory.
- When data contained between 15 to 50 percent non-detects, the Kaplan-Meier non-detect adjustment was applied to the background data. This technique adjusts the mean and standard deviation of the historical concentrations to account for concentrations below the reporting limit.
- Non-parametric prediction limits were used on data containing greater than 50 percent non-detects.

4.1.2 Assessment Monitoring Statistical Methods

Parametric tolerance limits were used to calculate background limits from pooled upgradient well data from the wells identified in **Table 1** for Appendix IV constituents with a target of 95 percent confidence and 95 percent coverage. When data contained greater than 50 percent non-detects or did not follow a normal or transformed-normal distribution, non-parametric tolerance limits are used. The confidence and coverage levels for non-parametric tolerance limits depend on the number of background samples. The background limits were then used

when determining the Groundwater Protection Standards (GWPS) established under 40 CFR § 257.95(h) and GAEPD Rule 391-3-4-.10(6)(a). USEPA revised the federal CCR Rule on July 30, 2018, updating GWPSs for cobalt, lead, lithium, and molybdenum. As described in § 257.95(h)(1-3), the GWPS is defined by the criteria below. These criteria were adopted into the GA EPD Rules for Solid Waste Management 391-3-4-.10 on February 22, 2022.

As described in 40 CFR § 257.95(h)(1-3), the GWPS is:

- The maximum contaminant level (MCL) established under 40 CFR §§ 141.62 and 141.66.
- Where an MCL has not been established for the following constituents:
  - Cobalt: 0.006 milligram per liter (mg/L)
  - Lead: 0.015 mg/L
  - Lithium: 0.040 mg/L
  - Molybdenum: 0.100 mg/L.
- The background level for constituents for which the background level is higher than the MCL or rule identified GWPS.

GWPS have been established for statistical comparison of Appendix IV constituents at AP-2. **Table 7** summarizes the background levels established for the 2026 sampling event along with the GWPS.

To complete the statistical comparison to GWPS, confidence intervals were constructed for each of the Appendix IV parameters in each downgradient well. Those confidence intervals were compared to the GWPS established under federal and state rules. A sampling result from a well/constituent pair was considered to exceed its respective standard only when results from the entire confidence interval exceeded a GWPS. If there was an exceedance of the established standard, a statistically significant level (SSL) exceedance was identified.

4.2 Statistical Analysis Results

Appendix III statistical analysis for wells associated with the Site was performed to determine whether constituent concentrations have returned to background levels. Appendix IV assessment monitoring parameters were evaluated to determine whether concentrations statistically exceed the established GWPS. Appendix III and Appendix IV data from the February 2026 semiannual event were statistically analyzed in accordance with the Statistical Analysis Plan (Groundwater Stats 2019).

4.2.1 Appendix III Monitoring Constituents

Based on review of the Appendix III statistical analysis from the February 2026 sampling event presented in **Appendix C**, Appendix III concentrations have not returned to background levels, and assessment monitoring should continue pursuant to 40 CFR § 257.95(f). A table summarizing these constituents and wells is provided in **Appendix C**.

4.2.2 Appendix IV Assessment Monitoring Constituents

Statistical analysis of the February 2026 Appendix IV data was completed using the GWPS established according to both 40 CFR § 257.95(h) and GAEPD Rule 391-3-4-.10(6)(a). No SSLs were identified. Sanitas™ statistical

output data for calculation of site-specific background concentrations and confidence intervals for each Appendix IV constituent in downgradient wells are provided in **Appendix C**.

5 Monitoring Program Status

In accordance with 40 CFR § 257.94(e), an assessment monitoring program was implemented in January 2018. No statistical exceedance of a GWPS for Appendix IV parameters has been identified. Pursuant to 40 CFR § 257.96(b), GPC will continue to monitor groundwater at AP-2 in accordance with the assessment monitoring program regulations of 40 CFR § 257.95 due to SSIs for Appendix III parameters.

6 Conclusions and Future Actions

Statistical evaluations of the groundwater monitoring data for the Site identified no exceedance of a GWPS for an Appendix IV constituent during the February 2026 sampling event. The next assessment monitoring event is scheduled for August 2026. The August 2026 semiannual monitoring event will include sampling and analysis of all Appendix III and IV constituents.

7 References

ACC. 2023. *Plant Yates, Ash Pond 2 – Hydrogeologic Assessment Report*. Prepared for Georgia Environmental Protection Division. February 2023.

Driscoll, Fletcher G. 1986. *Groundwater and Wells*. Johnson Screens, Saint Paul, Minnesota. 1089 pp.

Freeze, R.A. and Cherry, J.A. 1979. *Groundwater*. Prentice-Hall, Englewood Cliffs, New Jersey. 604 pp.

Groundwater Stats Consulting. 2019. *Statistical Analysis Plan – Plant Yates Ash Pond 2*. Prepared for Georgia Environmental Protection Division.

Harned, D.A., and Daniel D.D., III, 1992. The transition zone between bedrock and saprolite – Conduit for contamination? Ground water in the Piedmont – Proceedings of a conference on ground water in the Piedmont of the eastern United States: Clemson, S.C. p. 336-348.

Newell, C.J., L.P. Hopkins, and P.B. Bedient. 1990. A Hydrogeologic Database for Ground-Water Modeling. *Ground Water. 28(5)*:703-714.

State Waste Management Board. 2016. State Solid Waste Management Regulations – (9VAC20 81 et seq.). January.

USEPA. 1989. RCRA Facility Investigation (RFI) Guidance, Interim Final, Vol I. [EPA 530/SW-89-031], OWSER Directive 9502.00-6D.

USEPA. 2009. Statistical Analysis of Groundwater Monitoring Data at RCRA Facilities, Unified Guidance. Office of Resource Conservation and Recovery – Program Implementation and Information Division. March.

USEPA. 2011. Data Validation Standard Operating Procedures. Science and Ecosystem Support Division. Region IV. Athens, GA. September.

USEPA. 2017. National Functional Guidelines for Inorganic Superfund Methods Data Review. Office of Superfund Remediation and Technology Innovation. OLEM 9355.0-135 [EPA-540-R-2017-001]. Washington, DC. January.

Tables

Table 1
Monitoring Network Well Summary
2026 Semiannual Groundwater Monitoring and Corrective Action Report
Georgia Power Company
Plant Yates - AP-2

Well ID	Well Designation	Location	Northing [2]	Easting [2]	Ground Surface Elevation [2] (ft)	Top of Casing Elevation (ft)	Top of Screen Elevation (ft)	Bottom of Screen Elevation (ft)	Total Well Depth (ft bTOC)	Groundwater Zone Screened	Installation Date
YGWA-4I	Detection	Upgradient	1254436.75	2075456.65	782.00	784.21	745.70	735.70	48.81	PWR/Transition Zone	5/21/2014
YGWA-5I	Detection	Upgradient	1254400.71	2076219.39	782.21	784.54	735.90	725.90	58.94	PWR/Transition Zone	5/21/2014
YGWA-5D	Detection	Upgradient	1254397.45	2076224.30	782.16	784.53	705.70	655.70	129.13	Deep Bedrock	5/21/2014
YGWA-17S	Detection	Upgradient	1257603.7	2076758.38	780.14	783.05	753.20	743.20	39.85	Saprolite	9/10/2015
YGWA-18S	Detection	Upgradient	1257116.98	2077015.60	787.69	790.57	760.90	750.90	39.97	Saprolite	9/8/2015
YGWA-18I	Detection	Upgradient	1257094.38	2077023.55	787.90	790.57	720.90	710.90	79.97	PWR/Transition Zone	9/8/2015
YGWA-20S	Detection	Upgradient	1255531.12	2077409.22	764.41	767.12	747.90	737.90	29.52	Saprolite	9/29/2015
YGWA-21I	Detection	Upgradient	1255537.44	2076768.81	780.62	783.70	714.10	704.10	79.90	PWR/Transition Zone	9/28/2015
YGWA-39	Detection	Upgradient	1255717.96	2073865.39	815.58	818.19	760.10	750.10	68.59	Upper Fractured Bedrock	7/7/2016
YGWA-40	Detection	Upgradient	1255792.83	2073431.58	813.45	815.73	778.00	768.00	48.23	Upper Fractured Bedrock	7/7/2016
YGWA-1I	Detection	Upgradient	1256876.76	2070098.84	834.33	836.60	793.30	783.30	53.60	PWR/Transition Zone	5/20/2014
YGWA-1D	Detection	Upgradient	1256868.01	2070105.52	835.04	837.25	759.20	709.20	128.85	Deep Bedrock	5/20/2014
YGWA-2I	Detection	Upgradient	1256144.35	2070791.29	864.20	866.25	812.80	802.80	63.75	PWR/Transition Zone	5/20/2014
YGWA-3I	Detection	Upgradient	1256405.65	2072025.23	794.34	796.55	747.70	737.70	59.05	PWR/Transition Zone	5/20/2014
YGWA-3D	Detection	Upgradient	1256400.26	2072027.12	794.39	796.78	712.90	662.90	134.18	Deep Bedrock	5/20/2014
YGWA-14S	Detection	Upgradient	1257829.68	2072537.61	746.58	748.76	724.10	714.10	34.96	Saprolite	5/20/2014
YGWA-30I	Detection	Upgradient	1258421.69	2071106.13	759.95	762.58	713.40	703.40	59.48	PWR/Transition Zone	9/23/2015
YGWA-47	Detection	Upgradient	1262410.74	2071817.99	755.73	758.22	709.60	699.60	59.19	Bedrock	7/11/2016
GWA-2 [1]	Detection	Upgradient	1261383.21	2073507.93	803.25	805.62	763.80	753.80	52.02	Bedrock	4/12/2007
YGWC-26S	Detection	Downgradient	1259734.57	2070614.87	713.17	716.28	686.40	676.40	40.18	Saprolite	10/1/2015
YGWC-26I	Detection	Downgradient	1259725.80	2070612.71	713.21	715.91	656.40	646.40	69.81	PWR/Transition Zone	9/30/2015
YGWC-27S	Detection	Downgradient	1259416.33	2070454.96	713.27	716.52	686.30	676.30	40.52	Saprolite	10/7/2015
YGWC-27I	Detection	Downgradient	1259423.32	2070461.64	713.35	716.19	646.50	636.50	79.99	PWR/Transition Zone	10/7/2015
YGWC-28S	Detection	Downgradient	1259217.72	2070323.07	715.09	717.95	683.30	673.30	44.95	Saprolite	10/5/2015
YGWC-28I	Detection	Downgradient	1259225.93	2070329.06	715.06	717.93	658.30	648.30	69.93	PWR/Transition Zone	10/5/2015
YGWC-29IB	Detection	Downgradient	1259036.07	2070238.50	710.07	712.88	682.00	672.00	41.18	PWR/Transition Zone	12/14/2023
PZ-1S	Piezometer	Downgradient	1256874.29	2070101.35	834.73	836.84	810.80	800.80	36.34	Saprolite	5/20/2014
PZ-3S	Piezometer	Downgradient	1256411.38	2072022.63	794.31	796.39	764.30	754.30	42.39	Saprolite	5/20/2014
PZ-13S	Piezometer	Downgradient	1257848.97	2069810.38	805.59	807.79	774.30	764.30	43.79	Saprolite	5/20/2014
PZ-13I	Piezometer	Downgradient	1257849.17	2069817.19	805.42	807.62	758.70	748.70	59.22	PWR/Transition Zone	5/20/2014
PZ-14I	Piezometer	Downgradient	1257827.25	2072543.09	746.84	749.06	708.50	698.50	50.86	PWR/Transition Zone	5/20/2014
PZ-25I	Piezometer	Downgradient	1258861.69	2073491.62	763.69	766.38	692.10	682.10	84.58	PWR/Transition Zone	09/03/2015
PZ-25S	Piezometer	Downgradient	1258857.85	2073498.45	763.77	766.60	720.10	710.10	56.8	Saprolite	09/02/2015
PZ-31S	Piezometer	Downgradient	1258312.79	2072820.01	736.04	738.62	714.02	704.02	34.72	Saprolite	9/24/2015

Notes:
Elevation is presented in U.S. Survey Feet (North American Vertical Datum of 1988).

Northing and Easting Georgia State Plane West, NAD83

[1] GWA-2 was abandoned on January 7, 2025. The historical data will continue to be managed with the sitewide background dataset.

[2] The ground surface elevation and horizontal coordinates are based on the survey nail set in the concrete pad.

Acronyms and Abbreviations:
bTOC = below top of casing

ft = feet

PWR = Partially Weathered Rock

Table 2
Groundwater Sampling Plan
2026 Semiannual Groundwater Monitoring and Corrective Action Report
Georgia Power Company
Plant Yates - AP-2

Well ID	Hydraulic Location	Semiannual Monitoring [1]
		February 17 - 19, 2026
YGWA-4I	Upgradient [2]	X
YGWA-5I	Upgradient [2]	X
YGWA-5D	Upgradient [2]	X
YGWA-17S	Upgradient [2]	X
YGWA-18S	Upgradient [2]	X
YGWA-18I	Upgradient [2]	X
YGWA-20S	Upgradient [2]	X
YGWA-21I	Upgradient [2]	X
YGWA-39	Upgradient [2]	X
YGWA-40	Upgradient [2]	X
YGWA-47	Upgradient [2]	X
YGWA-1I	Upgradient	X
YGWA-1D	Upgradient	X
YGWA-2I	Upgradient	X
YGWA-3I	Upgradient	X
YGWA-3D	Upgradient	X
YGWA-14S	Upgradient	X
YGWA-30I	Upgradient	X
YGWC-26S	Downgradient	X
YGWC-26I	Downgradient	X
YGWC-27S	Downgradient	X
YGWC-27I	Downgradient	X
YGWC-28S	Downgradient	X
YGWC-28I	Downgradient	X
YGWC-29IB	Downgradient	X

Notes:

1. All wells analyzed for Appendix III and Appendix IV.
2. Wells from other units comprising sitewide pooled upgradient network.

Appendix III = Consituents for Detection Monitoring - 40 CFR Part 257 Appendix III.

Appendix IV = Consituents for Assessment Monitoring - 40 CFR Part 257 Appendix IV.

Table 3
Summary of Groundwater Elevations - February 2026
2026 Semiannual Groundwater Monitoring and Corrective Action Report
Georgia Power Company
Plant Yates - AP-2

Well ID	Date	TOC Elevation (ft)	Depth to Water (bTOC)	Groundwater Elevation (ft)
Downgradient Wells				
YGWC-26S	2/16/2026	716.28	26.78	689.5
YGWC-26I	2/16/2026	715.91	27.25	688.66
YGWC-27S	2/16/2026	716.52	29.58	686.94
YGWC-27I	2/16/2026	716.19	29.58	686.61
YGWC-28S	2/16/2026	717.95	28.71	689.24
YGWC-28I	2/16/2026	717.93	28.90	689.03
YGWC-29IB	2/16/2026	712.88	27.05	685.83
PZ-01S	2/16/2026	836.84	34.31	802.53
PZ-03S	2/16/2026	796.39	36.96	759.43
PZ-13S	2/16/2026	807.79	37.33	770.46
PZ-13I	2/16/2026	807.62	41.30	766.32
PZ-14I	2/16/2026	749.06	19.50	729.56
PZ-25S	2/16/2026	766.60	37.39	729.21
PZ-25I	2/16/2026	766.38	39.72	726.66
PZ-31S	2/16/2026	738.62	17.20	721.42
Upgradient Wells				
YGWA-4I	2/16/2026	784.21	25.70	758.51
YGWA-5I	2/16/2026	784.54	22.81	761.73
YGWA-5D	2/16/2026	784.53	21.17	763.36
YGWA-17S	2/16/2026	783.05	14.36	768.69
YGWA-18S	2/16/2026	790.57	23.25	767.32
YGWA-18I	2/16/2026	790.57	26.09	764.48
YGWA-20S	2/16/2026	767.12	12.00	755.12
YGWA-21I	2/16/2026	783.70	33.78	749.92
YGWA-39	2/16/2026	818.19	25.10	793.09
YGWA-40	2/16/2026	815.73	28.56	787.17
YGWA-1I	2/16/2026	836.60	39.50	797.10
YGWA-1D	2/16/2026	837.25	51.82	785.43
YGWA-2I	2/16/2026	866.25	46.92	819.33
YGWA-3I	2/16/2026	796.55	52.29	744.26
YGWA-3D	2/16/2026	796.78	33.33	763.45
YGWA-14S	2/16/2026	748.76	18.68	730.08
YGWA-30I	2/16/2026	762.58	44.59	717.99
YGWA-47	2/16/2026	758.22	36.30	721.92

Notes:

Elevation is presented in U.S. Survey Feet (North American Vertical Datum of 1988).

Acronyms and Abbreviations:

bTOC = below top of casing

ft = feet

TOC = top of casing

Table 4
Groundwater Flow Velocity Calculations - February 2026
2026 Semiannual Groundwater Monitoring and Corrective Action Report
Georgia Power Company
Plant Yates - AP-2

Equation

$$V = \frac{K\,(dh/dl)}{n_e}$$

where:
V = groundwater velocity
K = i = hydraulic conductivity
dh/dl = i = hydraulic gradient
n_e = effective porosity

Values Used in Calculation

Value			Source
K_{max}:	3.02E-03	cm/sec	See note 1
	8.57	ft/day	
K_{min}:	1.00E-06	cm/sec	
	0.003	ft/day	
K_{avg}	1.50E-04	cm/sec	
	0.43	ft/day	
Distance from:			
PZ-01S to YGWA-14S	2,610	feet	
PZ-13S to YGWC-28S	1,465	feet	
YGWA-14S to PZ-31S	575	feet	
Groundwater Elevation			**Date Collected:**
PZ-01S	802.53	feet	February 2026
YGWA-14S	730.08		
PZ-13S	770.46		
YGWA-28S	689.24		
PZ-31S	721.42		
			Hydraulic gradient from:
i_1 = 0.028		unitless	PZ-01S to YGWA-14S (Feb. 2026)
i_2 = 0.055		unitless	PZ-13S to YGWC-28S (Feb. 2026)
i_3 = 0.015		unitless	YGWA-14S to PZ-31S (Feb. 2026)
i_{avg} = 0.033		unitless	Average

Average Linear Flow Velocity

February 2026

$$V_{avg} = \frac{(0.43)(0.033)}{0.2}$$

V_{avg} = 0.07 ft/day, or 26 ft/year

Notes:

1. Slug tests performed by Atlantic Coast Consulting, Inc. at AP-2 (2014-2017)
2. Default value recommended by USEPA for silty sand-type soil (USEPA 1989)

Table 5
Summary of Groundwater Monitoring Parameters
2026 Semiannual Groundwater Monitoring and Corrective Action Report
Georgia Power Company
Plant Yates AP-2

40 CFR 257 Appendix III	40 CFR 257 Appendix IV
Boron	Antimony
Calcium	Arsenic
Chloride	Barium
Fluoride	Beryllium
pH	Cadmium
Sulfate	Chromium
Total Dissolved Solids	Cobalt
	Fluoride
	Lead
	Lithium
	Mercury
	Molybdenum
	Combined Radium - 226/228
	Selenium
	Thallium

Notes:

CFR = Code of Federal Regulations

Table 6a
Groundwater Analytical Data - February 2026
2026 Semiannual Groundwater Monitoring and Corrective Action Report
Georgia Power Company
Plant Yates - AP-2

Analyte	Units	YGWC-26I	YGWC-26S	YGWC-27I	YGWC-27S	YGWC-28I	YGWC-28S	YGWC-29IB
		2/18/2026	2/18/2026	2/18/2026	2/18/2026	2/19/2026	2/19/2026	2/18/2026
Appendix III								
pH	SU	5.95	5.68	6.46	6.31	6.63	6.59	6.06
Boron	mg/l	0.76	0.91	2.2	1.1	2.1	2.6	0.94
Calcium	mg/l	17.2	11.0	22.6	23.8	32.6	28.4	11.9
Chloride	mg/l	15.5	14.4	11.7	13.9	10.2	15.9	8.8
Fluoride	mg/l	0.082 J	0.059 J	0.096 J	0.12	0.12	0.18	0.099 J
Sulfate	mg/l	83.9	83.1	5.1	17.3	10.2	2.5	46.3
Total Dissolved Solids	mg/l	226	187	178	153	200	208	159
Appendix VI								
Antimony	mg/l	< 0.00043	< 0.00043	< 0.00043	< 0.00043	< 0.00043	< 0.00043	< 0.00043
Arsenic	mg/l	< 0.00041	< 0.00041	< 0.00041	< 0.00041	< 0.00041	0.00054 J	< 0.00041
Barium	mg/l	0.059	0.028	0.066	0.063	0.063	0.19	0.083
Beryllium	mg/l	< 0.00015	< 0.00015	< 0.00015	< 0.00015	< 0.00015	< 0.00015	< 0.00015
Cadmium	mg/l	< 0.00010	< 0.00010	< 0.00010	< 0.00010	0.00016 J	< 0.00010	0.00014 J
Chromium	mg/l	0.00048 J	0.00033 J	< 0.00024	< 0.00024	< 0.00024	0.00026 J	0.00034 J
Cobalt	mg/l	< 0.00012	0.00091 J	0.0072	0.0016 J	0.00014 J	0.00099 J	0.0065
Fluoride	mg/l	0.082 J	0.059 J	0.096 J	0.12	0.12	0.18	0.099 J
Lead	mg/l	< 0.00027	< 0.00027	< 0.00027	< 0.00027	< 0.00027	< 0.00027	< 0.00027
Lithium	mg/l	0.00840	< 0.000600	0.00683	< 0.000600	0.00679	< 0.000600	0.00510
Mercury	mg/l	0.00011 J	< 0.000091	< 0.000091	< 0.000091	< 0.000091	< 0.000091	< 0.000091
Molybdenum	mg/l	< 0.0020	< 0.0020	< 0.0020	< 0.0020	< 0.0020	< 0.0020	< 0.0020
Combined Radium - 226/228	pci/l	0.788 U	0.729 U	1.68	0.260 U	0.420 U	0.945 U	0.363 U
Selenium	mg/l	0.0056	< 0.00050	< 0.00050	< 0.00050	< 0.00050	< 0.00050	< 0.00050
Thallium	mg/l	< 0.00017	< 0.00017	< 0.00017	< 0.00017	< 0.00017	< 0.00017	< 0.00017
Other Parameters								
Alkalinity	mg/L as $CaCO_3$	28.8	16.4	119	104	158	157	55.6
Alkalinity, Bicarbonate	mg/L as $CaCO_3$	< 5.0	< 5.0	< 5.0	< 5.0	< 5.0	< 5.0	< 5.0
Alkalinity, Carbonate	mg/L as $CaCO_3$	28.8	16.4	119	104	158	157	55.6
Magnesium	mg/L	12.0	15.3	15.0	7.9	18.6	20.6	12.3
Potassium	mg/L	2.3	0.67	3.6	2.2	6.1	4.0	3.7
Sodium	mg/L	24.7	18.7	11.6	18.2	9.8	11.0	16.9

Notes:
Appendix III = Consituents for Detection Monitoring - 40 CFR Part 257
Appendix IV = Consituents for Assessment Monitoring - 40 CFR Part 257

Acronyms and Abbreviations:
mg/L = milligrams per liter
pCi/L = picoCuries per liter
< = Analyte was not detected above the laboratory method detection limit (MDL)
J: Estimated concentration above the method detection limit and below the reporting limit.
U: the substance was detected below the Minimum Detection Concentration (MDC) and the precision of the laboratory instruments could not produce a reliable value. Therefore, the value followed by U is qualifited by the laboratory as estimated.

Table 6b
Upgradient Groundwater Analytical Data - February 2026
2026 Semiannual Groundwater Monitoring and Corrective Action Report
Georgia Power Company
Plant Yates - AP-2

Analyte	Units	YGWA-1I 2/17/2026	YGWA-1D 2/17/2026	YGWA-2I 2/17/2026	YGWA-3I 2/17/2026	YGWA-3D 2/17/2026	YGWA-4I 2/17/2026	YGWA-5I 2/17/2026
Appendix III								
pH	SU	7.03	6.07	7.25	7.63	9.84	6.11	5.68
Boron	mg/l	< 0.0073	< 0.0073	< 0.0073	< 0.0073	< 0.0073	< 0.0073	< 0.0073
Calcium	mg/l	15.5	1.7	27.5	23.1	30.7	9.8	2.8
Chloride	mg/l	1.1	1.3	1.1	1.1	1.1	5.4	4.8
Fluoride	mg/l	0.061 J	< 0.050	0.084 J	0.092 J	0.43	0.068 J	< 0.050
Sulfate	mg/l	11.5	4.4	21.8	13.8	8.4	9.1	2.5
Total Dissolved Solids	mg/l	113	51.0	167	139	148	121	94.0
Appendix IV								
Antimony	mg/l	< 0.00043	< 0.00043	0.00063 J	< 0.00043	0.00089 J	0.00045 J	< 0.00043
Arsenic	mg/l	0.00063 J	< 0.00041	< 0.00041	< 0.00041	< 0.00041	< 0.00041	< 0.00041
Barium	mg/l	0.0064	0.0084	0.0048 J	0.0031 J	0.0048 J	0.016	0.021
Beryllium	mg/l	< 0.00015	< 0.00015	< 0.00015	< 0.00015	< 0.00015	< 0.00015	< 0.00015
Cadmium	mg/l	< 0.00010	< 0.00010	< 0.00010	< 0.00010	< 0.00010	< 0.00010	< 0.00010
Chromium	mg/l	0.00025 J	0.00046 J	0.00029 J	0.00028 J	< 0.00024	0.00026 J	0.00036 J
Cobalt	mg/l	0.00040 J	0.0020 J	< 0.00012	< 0.00012	< 0.00012	0.00013 J	< 0.00012
Fluoride	mg/l	0.061 J	< 0.050	0.084 J	0.092 J	0.43	0.068 J	< 0.050
Lead	mg/l	< 0.00027	< 0.00027	< 0.00027	< 0.00027	< 0.00027	< 0.00027	< 0.00027
Lithium	mg/l	0.00818	0.00348	0.00349	0.0246	0.0284	0.0186	0.00433
Mercury	mg/l	0.00011 J	< 0.000091	< 0.000091	< 0.000091	< 0.000091	< 0.000091	< 0.000091
Molybdenum	mg/l	0.0091 J	0.0033 J	0.0075 J	0.0060 J	0.010	< 0.0020	< 0.0020
Combined Radium - 226/228	pci/l	0.534 U	0.373 U	0.723 U	0.742 U	2.89	1.46	0.785 U
Selenium	mg/l	< 0.00050	< 0.00050	< 0.00050	< 0.00050	< 0.00050	0.00057 J	< 0.00050
Thallium	mg/l	< 0.00017	< 0.00017	< 0.00017	< 0.00017	< 0.00017	< 0.00017	< 0.00017
Other Parameters								
Alkalinity	mg/L as $CaCO_3$	59.8	15.9	78.7	86.7	109	57.8	26.9
Alkalinity, Bicarbonate	mg/L as $CaCO_3$	< 5.0	< 5.0	< 5.0	< 5.0	< 5.0	< 5.0	< 5.0
Alkalinity, Carbonate	mg/L as $CaCO_3$	59.8	15.9	78.7	86.7	109	57.8	26.9
Magnesium	mg/L	2.0	1.5	4.5	5.5	3.8	6.1	2.9
Potassium	mg/L	3.9	2.1	5.4	5.0	3.7	4.3	1.6
Sodium	mg/L	11.0	5.0	9.7	9.8	10.4	10.8	11.5

Notes:
Appendix III = Consituents for Detection Monitoring - 40 CFR Part 257
Appendix IV = Consituents for Assessment Monitoring - 40 CFR Part 257

Acronyms and Abbreviations:
mg/L = milligrams per liter
pCi/L = picoCuries per liter
< = Analyte was not detected above the laboratory method detection limit (MDL)
J: Estimated concentration above the method detection limit and below the reporting limit
U: the substance was detected below the Minimum Detection Concentration (MDC) and the precision of the laboratory instruments could not produce a reliable value. Therefore, the value followed by U is qualifited by the laboratory as estimated.

Table 6b
Upgradient Groundwater Analytical Data - February 2026
2026 Semiannual Groundwater Monitoring and Corrective Action Report
Georgia Power Company
Plant Yates - AP-2

Analyte	Units	YGWA-5D 2/17/2026	YGWA-14S 2/17/2026	YGWA-17S 2/17/2026	YGWA-18S 2/17/2026	YGWA-18I 2/17/2026	YGWA-20S 2/17/2026	YGWA-21I 2/17/2026
Appendix III								
pH	SU	7.50	5.54	7.52	7.38	7.17	5.77	6.69
Boron	mg/l	0.011 J	0.021 J	0.013 J	< 0.0073	< 0.0073	< 0.0073	0.0079 J
Calcium	mg/l	29.1	1.4	3.4	0.86	5.6	2.9	8.9
Chloride	mg/l	3.5	5.1	11.9	6.9	7.7	3.2	2.1
Fluoride	mg/l	0.054 J	0.055 J	< 0.050	< 0.050	< 0.050	< 0.050	0.096 J
Sulfate	mg/l	4.9	7.7	4.4	0.74 J	0.55 J	< 0.50	4.1
Total Dissolved Solids	mg/l	158	66.0	84.0	53.0	99.0	88.0	133
Appendix IV								
Antimony	mg/l	< 0.00043	< 0.00043	< 0.00043	< 0.00043	< 0.00043	< 0.00043	0.00089 J
Arsenic	mg/l	0.0012 J	< 0.00041	< 0.00041	< 0.00041	< 0.00041	< 0.00041	0.0011 J
Barium	mg/l	0.0078	0.0098	0.019	0.012	0.023	0.017	0.0083
Beryllium	mg/l	< 0.00015	0.00024 J	< 0.00015	< 0.00015	< 0.00015	< 0.00015	< 0.00015
Cadmium	mg/l	< 0.00010	< 0.00010	< 0.00010	< 0.00010	< 0.00010	< 0.00010	< 0.00010
Chromium	mg/l	< 0.00024	< 0.00024	0.00048 J	0.0012 J	0.00090 J	0.00063 J	< 0.00024
Cobalt	mg/l	< 0.00012	< 0.00012	< 0.00012	< 0.00012	< 0.00012	< 0.00012	0.041
Fluoride	mg/l	0.054 J	0.055 J	< 0.050	< 0.050	< 0.050	< 0.050	0.096 J
Lead	mg/l	< 0.00027	< 0.00027	< 0.00027	< 0.00027	< 0.00027	< 0.00027	< 0.00027
Lithium	mg/l	0.00429	< 0.000600	< 0.000600	0.00295	0.00378	0.000604 J	0.00743
Mercury	mg/l	0.00010 J	< 0.000091	< 0.000091	< 0.000091	< 0.000091	< 0.000091	< 0.000091
Molybdenum	mg/l	< 0.0020	< 0.0020	< 0.0020	< 0.0020	< 0.0020	< 0.0020	< 0.0020
Combined Radium - 226/228	pci/l	2.72	1.04 U	0.875 U	0.873 U	0.0803 U	0.923 U	0.854 U
Selenium	mg/l	< 0.00050	0.0014 J	< 0.00050	< 0.00050	< 0.00050	< 0.00050	< 0.00050
Thallium	mg/l	< 0.00017	< 0.00017	< 0.00017	< 0.00017	< 0.00017	< 0.00017	< 0.00017
Other Parameters								
Alkalinity	mg/L as $CaCO_3$	106	9.8	15.2	10.7	34.9	28.0	73.4
Alkalinity, Bicarbonate	mg/L as $CaCO_3$	< 5.0	< 5.0	< 5.0	< 5.0	< 5.0	< 5.0	< 5.0
Alkalinity, Carbonate	mg/L as $CaCO_3$	106	9.8	15.2	10.7	34.9	28.0	73.4
Magnesium	mg/L	4.8	1.6	1.1	0.84	3.1	0.70	4.6
Potassium	mg/L	3.6	0.81	0.44	0.54	1.0	0.64	3.6
Sodium	mg/L	9.9	10.1	16.1	9.3	12.7	10.8	18.7

Notes:
Appendix III = Consituents for Detection Monitoring - 40 CFR Part 257
Appendix IV = Consituents for Assessment Monitoring - 40 CFR Part 257

Acronyms and Abbreviations:
mg/L = milligrams per liter
pCi/L = picoCuries per liter
< = Analyte was not detected above the laboratory method detection limit (MDL)
J: Estimated concentration above the method detection limit and below the reporting limit
U: the substance was detected below the Minimum Detection Concentration (MDC) and the precision of the laboratory instruments could not produce a reliable value. Therefore, the value followed by U is qualifited by the laboratory as estimated.

Table 6b
Upgradient Groundwater Analytical Data - February 2026
2026 Semiannual Groundwater Monitoring and Corrective Action Report
Georgia Power Company
Plant Yates - AP-2

Analyte	Units	YGWA-30I 2/17/2026	YGWA-39 2/17/2026	YGWA-40 2/17/2026	YGWA-47 2/17/2026
Appendix III					
pH	SU	5.64	8.01	7.87	5.16
Boron	mg/l	< 0.0073	0.10	0.078	0.018 J
Calcium	mg/l	1.4	17.9	5.3	10.7
Chloride	mg/l	1.7	4.1	5.0	3.7
Fluoride	mg/l	0.059 J	< 0.050	< 0.050	0.070 J
Sulfate	mg/l	1.1	8.4	20.5	50.9
Total Dissolved Solids	mg/l	52.0	224	85.0	153
Appendix IV					
Antimony	mg/l	< 0.00043	< 0.00043	< 0.00043	< 0.00043
Arsenic	mg/l	< 0.00041	< 0.00041	< 0.00041	< 0.00041
Barium	mg/l	0.0076	0.041	0.034	0.035
Beryllium	mg/l	< 0.00015	< 0.00015	0.00023 J	< 0.00015
Cadmium	mg/l	< 0.00010	< 0.00010	< 0.00010	< 0.00010
Chromium	mg/l	< 0.00024	< 0.00024	< 0.00024	0.00035 J
Cobalt	mg/l	0.0019 J	0.0013 J	0.00015 J	0.00057 J
Fluoride	mg/l	0.059 J	< 0.050	< 0.050	0.070 J
Lead	mg/l	< 0.00027	< 0.00027	< 0.00027	< 0.00027
Lithium	mg/l	0.00128 J	0.00703	0.000828 J	0.00385
Mercury	mg/l	< 0.000091	< 0.000091	0.00025	< 0.000091
Molybdenum	mg/l	< 0.0020	0.0059 J	< 0.0020	< 0.0020
Combined Radium - 226/228	pci/l	1.14 U	0.767 U	0.243 U	1.15 U
Selenium	mg/l	< 0.00050	< 0.00050	0.00074 J	0.00051 J
Thallium	mg/l	< 0.00017	< 0.00017	< 0.00017	< 0.00017
Other Parameters					
Alkalinity	mg/L as $CaCO_3$	15.5	187	22.1	40.4
Alkalinity, Bicarbonate	mg/L as $CaCO_3$	< 5.0	< 5.0	< 5.0	< 5.0
Alkalinity, Carbonate	mg/L as $CaCO_3$	15.5	187	22.1	40.4
Magnesium	mg/L	0.97	21.4	3.0	12.0
Potassium	mg/L	0.73	5.9	2.0	4.0
Sodium	mg/L	6.6	26.9	10.8	12.6

Notes:
Appendix III = Consituents for Detection Monitoring - 40 CFR Part 257
Appendix IV = Consituents for Assessment Monitoring - 40 CFR Part 257

Acronyms and Abbreviations:
mg/L = milligrams per liter
pCi/L = picoCuries per liter
< = Analyte was not detected above the laboratory method detection limit (MDL)
J: Estimated concentration above the method detection limit and below the reporting limit
U: the substance was detected below the Minimum Detection Concentration (MDC) and the precision of the laboratory instruments could not produce a reliable value. Therefore, the value followed by U is qualifited by the laboratory as estimated.

Table 7
Background Levels and Groundwater Protection Standards
2026Semiannual Groundwater Monitoring and Corrective Action Report
Georgia Power Company
Plant Yates - AP-2

Constituent	Units	Background [1]	GWPS
Antimony	mg/L	0.0047	0.006
Arsenic	mg/L	0.0046	0.010
Barium	mg/L	0.21	2.00
Beryllium	mg/L	0.0011	0.004
Cadmium	mg/L	0.00063	0.005
Chromium	mg/L	0.0093	0.100
Cobalt	mg/L	0.041	0.041 [2]
Fluoride	mg/L	1.100	4.00
Lead	mg/L	0.0013	0.015
Lithium	mg/L	0.028	0.040
Mercury	mg/L	0.00064	0.002
Molybdenum	mg/L	0.030	0.100
Selenium	mg/L	0.005	0.050
Thallium	mg/L	0.00053	0.002
Combined Radium - 226/228	pCi/L	6.92	6.92 [2]

Notes:

1. Site background: Tolerance limits calculated from pooled upgradient well data.

2. Background concentration is higher than the federally promulgated value (0.006 mg/L for Cobalt). Background is higher than radium MCL (5 mg/L). Therefore, background is the GWPS.

Acronyms and Abbreviations:
GWPS = Groundwater Protection Standard per 40 CFR §257.95(h).

mg/L = millgrams per liter

pCi/L = picocuries per liter

Figures

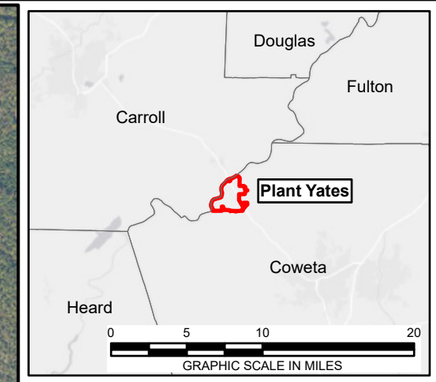

LEGEND

APPROXIMATE PROPERTY BOUNDARY

PERMITTED UNIT BOUNDARY

NOTE:
AERIAL IMAGE SOURCES: DECEMBER, 2025 IMAGERY FLOWN AND PROCESSED BY SAM LLC; NATIONAL AGRICULTURE IMAGERY PROGRAM (NAIP) 2025 IMAGERY.

0 650 1,300 2,600

GRAPHIC SCALE IN FEET

COORDINATE SYSTEM: NAD 1983 STATEPLANE GEORGIA WEST FIPS 1002 FEET

Georgia Power

PLANT YATES AP-2
NEWNAN, GA
2026 SEMIANNUAL GROUNDWATER MONITORING AND CORRECTIVE ACTION REPORT

SITE LOCATION MAP

ARCADIS

FIGURE
1

LEGEND

- SAPROLITE DETECTION MONITORING WELL LOCATION
- TRANSITION DETECTION MONITORING WELL LOCATION
- BEDROCK DETECTION MONITORING WELL LOCATION
- SAPROLITE ASSESSMENT WELL/ PIEZOMETER
- TRANSITION ASSESSMENT WELL/ PIEZOMETER
- BEDROCK ASSESSMENT WELL/ PIEZOMETER
- PERMITTED UNIT BOUNDARY
- AREA WHERE ASH HAS BEEN CERTIFIED REMOVED AS OF 1/31/2024

NOTE:
AERIAL IMAGE SOURCES: DECEMBER 2025 IMAGERY FLOWN AND PROCESSED BY SAM LLC; NATIONAL AGRICULTURE IMAGERY PROGRAM (NAIP) 2025 IMAGERY.

0 450 900 1,800
GRAPHIC SCALE IN FEET

COORDINATE SYSTEM: NAD 1983 STATEPLANE GEORGIA WEST FIPS 1002 FEET

Georgia Power
PLANT YATES AP-2
NEWNAN, GA
2026 SEMIANNUAL GROUNDWATER MONITORING AND CORRECTIVE ACTION REPORT

PLANT YATES CCR REMOVAL AREAS

ARCADIS

FIGURE
2

LEGEND

- SAPROLITE DETECTION MONITORING WELL LOCATION
- TRANSITION DETECTION MONITORING WELL LOCATION
- BEDROCK DETECTION MONITORING WELL LOCATION
- SAPROLITE ASSESSMENT WELL/ PIEZOMETER
- TRANSITION ASSESSMENT WELL/ PIEZOMETER
- BEDROCK ASSESSMENT WELL/ PIEZOMETER
- PERMITTED UNIT BOUNDARY

NOTE:
1. YGWC-29I WAS ABANDONED ON OCTOBER 17, 2022. REPLACEMENT WELL YGWC-29IA WAS INSTALLED THE WEEK OF JANUARY 9, 2023.
2. AERIAL IMAGE SOURCES: DECEMBER 2025 IMAGERY FLOWN AND PROCESSED BY SAM LLC; NATIONAL AGRICULTURE IMAGERY PROGRAM (NAIP) 2025 IMAGERY.

0 437.5 875 1,750
GRAPHIC SCALE IN FEET

COORDINATE SYSTEM: NAD 1983 STATEPLANE GEORGIA WEST FIPS 1002 FEET

Georgia Power
PLANT YATES AP-2
NEWNAN, GA
2026 SEMIANNUAL GROUNDWATER MONITORING AND CORRECTIVE ACTION REPORT

WELL LOCATION MAP

ARCADIS

FIGURE
3

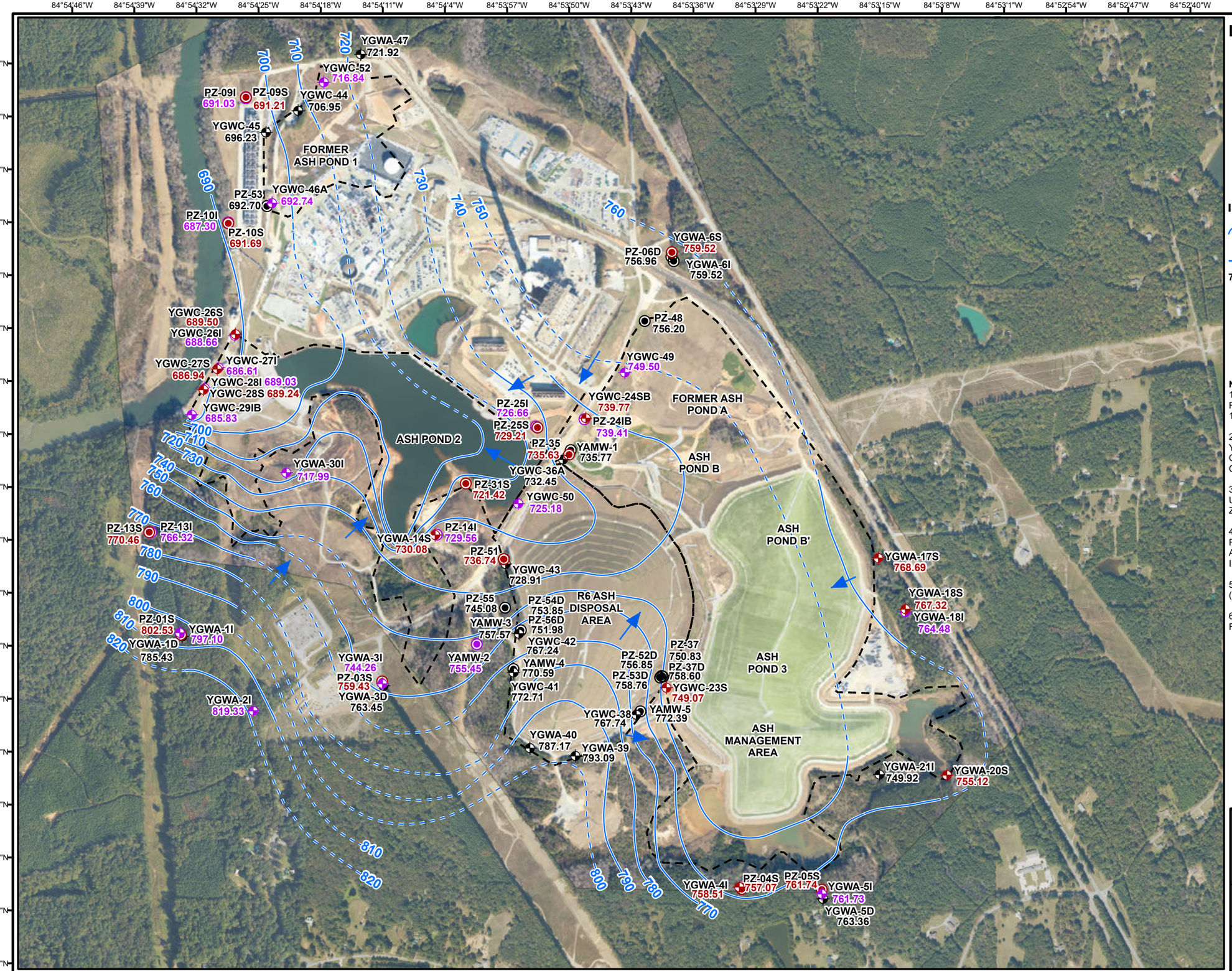

LEGEND

- SAPROLITE NETWORK MONITORING WELL LOCATION
- TRANSITION NETWORK MONITORING WELL LOCATION
- BEDROCK NETWORK MONITORING WELL LOCATION
- SAPROLITE NON-NETWORK WELL/ PIEZOMETER
- TRANSITION NON-NETWORK WELL/ PIEZOMETER
- BEDROCK NON-NETWORK WELL/ PIEZOMETER
- PERMITTED UNIT BOUNDARY
- APPROXIMATE POTENTIOMETRIC CONTOUR (FEET) DASHED WHERE INFERRED
- FLOW LINE
- **757.11** GROUNDWATER ELEVATION (FEET)

NOTES:

1. SHALLOW GROUNDWATER ELEVATIONS ARE DERIVED FROM SOIL COMPRISED OF SAPROLITE, RANGING FROM 15 - 60 FEET BELOW GROUND SURFACE.

2. BEDROCK WELLS YGWA-40, YGWA-39, YGWC-38, YGWC-41, YGWC-42 USED FOR CONTOURING. ALL OTHER BEDROCK WELLS NOT USED TO CREATE CONTOURS.

3. SAPROLITE WELL GROUNDWATER ELEVATIONS WERE USED FOR CONTOURING FOR SAPROLITE/TRANSITION ZONE/BEDROCK WELL CLUSTER LOCATIONS.

4. AERIAL IMAGE SOURCES: DECEMBER 2025 IMAGERY FLOWN AND PROCESSED BY SAM LLC; NATIONAL AGRICULTURE IMAGERY PROGRAM (NAIP) 2025 IMAGERY.

5. ELEVATION IS PRESENTED IN U.S. SURVEY FEET (NAVD 1988).

6. GROUNDWATER ELEVATIONS COLLECTED ON FEBRUARY 16, 2026.

GEORGIA REGISTERED No. PE027801 PROFESSIONAL ENGINEER

0 450 900 1,800

GRAPHIC SCALE IN FEET

COORDINATE SYSTEM: NAD 1983 STATEPLANE GEORGIA WEST FIPS 1002 FEET

Georgia Power

PLANT YATES AP-2
NEWNAN, GA

2026 SEMIANNUAL GROUNDWATER MONITORING AND CORRECTIVE ACTION REPORT

SITEWIDE GROUNDWATER ELEVATION MAP FEBRUARY 2026

ARCADIS

FIGURE **4**

LEGEND

- SAPROLITE DETECTION MONITORING WELL LOCATION
- TRANSITION DETECTION MONITORING WELL LOCATION
- BEDROCK DETECTION MONITORING WELL LOCATION
- SAPROLITE ASSESSMENT WELL/ PIEZOMETER
- TRANSITION ASSESSMENT WELL/ PIEZOMETER
- PERMITTED UNIT BOUNDARY
- GROUNDWATER FLOW DIRECTION
- APPROXIMATE POTENTIOMETRIC CONTOUR (FEET) DASHED WHERE INFERRED
- **690.92** GROUNDWATER ELEVATION (FEET)

NOTES:

1. SHALLOW GROUNDWATER ELEVATIONS ARE DERIVED FROM SOIL COMPRISED OF SAPROLITE, RANGING FROM 15 - 60 FEET BELOW GROUND SURFACE.

2. BEDROCK WELL GROUNDWATER ELEVATIONS NOT USED FOR CONTOURING.

3. SAPROLITE WELL GROUNDWATER ELEVATIONS WERE USED FOR CONTOURING FOR SAPROLITE/ TRANSITION ZONE/BEDROCK WELL CLUSTER LOCATIONS.

4. AERIAL IMAGE SOURCES: JANUARY 2, 2025 IMAGERY FLOWN AND PROCESSED BY SAM LLC; NATIONAL AGRICULTURE IMAGERY PROGRAM (NAIP) 2025 IMAGERY.

5. ELEVATION IS PRESENTED IN U.S. SURVEY FEET (NAVD 1988).

6. GROUNDWATER ELEVATIONS [illegible] ON FEBRUARY 16, 2026.

GEORGIA REGISTERED No. PE027801 PROFESSIONAL ENGINEER JOHN CORTRIGHT

0 200 400 800

GRAPHIC SCALE IN FEET

COORDINATE SYSTEM: NAD 1983 STATEPLANE GEORGIA WEST FIPS 1002 FEET

Georgia Power

PLANT YATES AP-2
NEWNAN, GA

2026 SEMIANNUAL GROUNDWATER MONITORING AND CORRECTIVE ACTION REPORT

GROUNDWATER ELEVATION MAP FEBRUARY 2026

ARCADIS

FIGURE **5**

Appendix A

Field Sampling Forms

Field Instrumentation Calibration Form

Site Name: Plant Yates

Date: 2/17/26

Calibrated By: D. Prouty

Field Conditions: Cloudy

Instrument	Manufactuer/ Model	Serial Number
Water Quality Meter	Aquatroll 600	1035053
Turbidity Meter	HACH 2100Q	170506057939

Calibration Standard Information				
Parameter	Standard	Lot #	Date of Expiration	Brand
Specific Conductance (µS/cm)	1,413	5GA02110	Mar-26	PINE
pH (SU)	4.00	5GA0865	Jan-27	PINE
pH (SU)	7.00	4GL1064	Dec-26	PINE
pH (SU)	10.00	4GG1192	Jul-26	PINE
D.O. (%)	N/A	N/A	N/A	N/A
ORP (mV)	240.0	6GI5002	Dec-26	PINE

Calibration					
Time Start: 7:40 AM		Time Finish: 8:10 AM			
Parameter	Standard	Calibration Value	Calibration Solution Temperature (°C)	Acceptance Criteria	Reference
Specific Conductance (µS/cm)	1,413	1,413	25.00	± 10% of standard	EPA 2023
pH (SU)	4.00	4.00	8.98	± 0.1	GWMP
pH (SU)	7.00	7.00	12.08	± 0.1	GWMP
pH (SU)	10.00	10.00	9.82	± 0.1	GWMP
D.O. (%)	N/A	100.00	17.57	± 10%	NA
ORP (mV)	240.0	248.1	10.60	± 10	EPA 2024

	Standard	Calibration Value	Acceptance Criteria	Reference
Turbidity (NTU)	20	19.8	± 10% of standard	EPA 2023
	100	99.9		
	800	802		
	10	10.0		

Calibration Check					
Time Start: 1:50 PM		Time Finish: 2:10 PM			
Parameter	Standard	Calibration Value	Calibration Solution Temperature (°C)	Acceptance Criteria	Reference
Specific Conductance (µS/cm)	1,413	1,413	25.00	± 10% of standard	EPA 2023
pH (SU)	4.00	4.00	21.55	± 0.1	GWMP
pH (SU)	7.00	7.00	22.26	± 0.1	GWMP
pH (SU)	10.00	10.00	23.31	± 0.1	GWMP

	Standard	Calibration Value	Acceptance Criteria	Reference
Turbidity (NTU)	20	19.8	± 10% of standard	EPA 2023
	100	101		
	800	801		
	10	10.0		

Notes:

Field Instrumentation Calibration Form

Site Name: Plant Yates

Date: 2/18/26

Calibrated By: D. Prouty

Field Conditions: Cloudy

Instrument	Manufactuer/ Model	Serial Number
Water Quality Meter	Aquatroll 600	1035053
Turbidity Meter	HACH 2100Q	170506057939

Calibration Standard Information				
Parameter	Standard	Lot #	Date of Expiration	Brand
Specific Conductance (µS/cm)	1,413	5GA02110	Mar-26	PINE
pH (SU)	4.00	5GA0865	Jan-27	PINE
pH (SU)	7.00	4GL1064	Dec-26	PINE
pH (SU)	10.00	4GG1192	Jul-26	PINE
D.O. (%)	N/A	N/A	N/A	N/A
ORP (mV)	240.0	6GI5002	Dec-26	PINE

Calibration					
Time Start: 6:00 AM		Time Finish: 6:30 AM			
Parameter	Standard	Calibration Value	Calibration Solution Temperature (°C)	Acceptance Criteria	Reference
Specific Conductance (µS/cm)	1,413	1,413	25.00	± 10% of standard	EPA 2023
pH (SU)	4.00	4.00	20.91	± 0.1	GWMP
pH (SU)	7.00	7.00	20.94	± 0.1	GWMP
pH (SU)	10.00	10.00	21.07	± 0.1	GWMP
D.O. (%)	N/A	100.00	21.03	± 10%	NA
ORP (mV)	240.0	240.0	21.03	± 10	EPA 2024

	Standard	Calibration Value	Acceptance Criteria	Reference
Turbidity (NTU)	20	19.9	± 10% of standard	EPA 2023
	100	101		
	800	801		
	10	10.0		

Calibration Check					
Time Start: 1:00 PM		Time Finish: 1:30 PM			
Parameter	Standard	Calibration Value	Calibration Solution Temperature (°C)	Acceptance Criteria	Reference
Specific Conductance (µS/cm)	1,413	1,413	25.00	± 10% of standard	EPA 2023
pH (SU)	4.00	4.00	20.37	± 0.1	GWMP
pH (SU)	7.00	7.00	20.64	± 0.1	GWMP
pH (SU)	10.00	10.00	20.68	± 0.1	GWMP

	Standard	Calibration Value	Acceptance Criteria	Reference
Turbidity (NTU)	20	20.2	± 10% of standard	EPA 2023
	100	98.6		
	800	810		
	10	9.96		

Notes:

Field Instrumentation Calibration Form

Site Name: Plant Yates

Date: 2/19/26

Calibrated By: D. Prouty

Field Conditions: Clear

Instrument	Manufactuer/ Model	Serial Number
Water Quality Meter	Aquatroll 600	1035053
Turbidity Meter	HACH 2100Q	170506057939

Calibration Standard Information				
Parameter	Standard	Lot #	Date of Expiration	Brand
Specific Conductance (µS/cm)	1,413	5GA02110	Mar-26	PINE
pH (SU)	4.00	5GA0865	Jan-27	PINE
pH (SU)	7.00	4GL1064	Dec-26	PINE
pH (SU)	10.00	4GG1192	Jul-26	PINE
D.O. (%)	N/A	N/A	N/A	N/A
ORP (mV)	240.0	6GI5002	Dec-26	PINE

Calibration					
Time Start: 6:00 AM		Time Finish: 6:35 AM			
Parameter	Standard	Calibration Value	Calibration Solution Temperature (°C)	Acceptance Criteria	Reference
Specific Conductance (µS/cm)	1,413	1,413	25.00	± 10% of standard	EPA 2023
pH (SU)	4.00	4.00	21.45	± 0.1	GWMP
pH (SU)	7.00	7.00	21.55	± 0.1	GWMP
pH (SU)	10.00	10.00	21.69	± 0.1	GWMP
D.O. (%)	N/A	100.00	21.51	± 10%	NA
ORP (mV)	240.0	240.0	21.47	± 10	EPA 2024

	Standard	Calibration Value	Acceptance Criteria	Reference
Turbidity (NTU)	20	20.0	± 10% of standard	EPA 2023
	100	99.7		
	800	802		
	10	10.2		

Calibration Check					
Time Start: 12:00 PM		Time Finish: 12:15 PM			
Parameter	Standard	Calibration Value	Calibration Solution Temperature (°C)	Acceptance Criteria	Reference
Specific Conductance (µS/cm)	1,413	1,413	25.00	± 10% of standard	EPA 2023
pH (SU)	4.00	4.00	23.26	± 0.1	GWMP
pH (SU)	7.00	7.00	24.33	± 0.1	GWMP
pH (SU)	10.00	10.00	24.49	± 0.1	GWMP

	Standard	Calibration Value	Acceptance Criteria	Reference
Turbidity (NTU)	20	20.1	± 10% of standard	EPA 2023
	100	99.7		
	800	802		
	10	10.1		

Notes:

Field Instrumentation Calibration Form

Site Name: Plant Yates

Date: 2/17/26

Calibrated By: J. Swanson

Field Conditions: Cloudy

Instrument	Manufactuer/ Model	Serial Number
Water Quality Meter	Aquatroll 600	1022231
Turbidity Meter	HACH 2100Q	U123205X

Calibration Standard Information				
Parameter	Standard	Lot #	Date of Expiration	Brand
Specific Conductance (µS/cm)	1,413	8409390	Oct-26	FIELD Environmental
pH (SU)	4.00	44100C139	Nov-26	FIELD Environmental
pH (SU)	7.00	45040032	Mar-27	FIELD Environmental
pH (SU)	10.00	45030270	Mar-27	FIELD Environmental
D.O. (%)	N/A	N/A	N/A	N/A
ORP (mV)	220.0	3650657	Aug-26	FIELD Environmental

Calibration					
Time Start: 7:20 AM		Time Finish: 7:45 AM			
Parameter	Standard	Calibration Value	Calibration Solution Temperature (°C)	Acceptance Criteria	Reference
Specific Conductance (µS/cm)	1,413	1,413	25.00	± 10% of standard	EPA 2023
pH (SU)	4.00	4.00	19.80	± 0.1	GWMP
pH (SU)	7.00	7.00	20.33	± 0.1	GWMP
pH (SU)	10.00	10.00	19.76	± 0.1	GWMP
D.O. (%)	N/A	100.00	20.62	± 10%	NA
ORP (mV)	220.0	220.0	18.97	± 10	EPA 2024

	Standard	Calibration Value	Acceptance Criteria	Reference
Turbidity (NTU)	20	19.9	± 10% of standard	EPA 2023
	100	100		
	800	788		
	10	10.3		

Calibration Check					
Time Start: 12:45 PM		Time Finish: 1:10 PM			
Parameter	Standard	Calibration Value	Calibration Solution Temperature (°C)	Acceptance Criteria	Reference
Specific Conductance (µS/cm)	1,413	1,413	25.00	± 10% of standard	EPA 2023
pH (SU)	4.00	4.00	17.30	± 0.1	GWMP
pH (SU)	7.00	7.00	18.04	± 0.1	GWMP
pH (SU)	10.00	10.00	18.32	± 0.1	GWMP

	Standard	Calibration Value	Acceptance Criteria	Reference
Turbidity (NTU)	20	20.2	± 10% of standard	EPA 2023
	100	101		
	800	805		
	10	10.3		

Notes:

Field Instrumentation Calibration Form

Site Name: Plant Yates

Date: 2/18/26

Calibrated By: J. Swanson

Field Conditions: Cloudy

Instrument	Manufactuer/ Model	Serial Number
Water Quality Meter	Aquatroll 600	1022231
Turbidity Meter	HACH 2100Q	U123205X

Calibration Standard Information				
Parameter	Standard	Lot #	Date of Expiration	Brand
Specific Conductance (µS/cm)	1,413	8409390	Oct-26	FIELD Environmental
pH (SU)	4.00	44100C139	Nov-26	FIELD Environmental
pH (SU)	7.00	45040032	Mar-27	FIELD Environmental
pH (SU)	10.00	45030270	Mar-27	FIELD Environmental
D.O. (%)	N/A	N/A	N/A	N/A
ORP (mV)	220.0	3650657	Aug-26	FIELD Environmental

Calibration					
Time Start: 7:10 AM		Time Finish: 7:35 AM			
Parameter	Standard	Calibration Value	Calibration Solution Temperature (°C)	Acceptance Criteria	Reference
Specific Conductance (µS/cm)	1,413	1,413	25.00	± 10% of standard	EPA 2023
pH (SU)	4.00	4.00	18.79	± 0.1	GWMP
pH (SU)	7.00	7.00	18.86	± 0.1	GWMP
pH (SU)	10.00	10.00	18.62	± 0.1	GWMP
D.O. (%)	N/A	100.00	18.46	± 10%	NA
ORP (mV)	220.0	220.0	18.57	± 10	EPA 2024

	Standard	Calibration Value	Acceptance Criteria	Reference
Turbidity (NTU)	20	20.8	± 10% of standard	EPA 2023
	100	99.3		
	800	798		
	10	9.63		

Calibration Check					
Time Start: 12:20 PM		Time Finish: 12:35 PM			
Parameter	Standard	Calibration Value	Calibration Solution Temperature (°C)	Acceptance Criteria	Reference
Specific Conductance (µS/cm)	1,413	1,413	25.00	± 10% of standard	EPA 2023
pH (SU)	4.00	4.00	25.34	± 0.1	GWMP
pH (SU)	7.00	7.00	27.46	± 0.1	GWMP
pH (SU)	10.00	10.00	24.79	± 0.1	GWMP

	Standard	Calibration Value	Acceptance Criteria	Reference
Turbidity (NTU)	20	20.3	± 10% of standard	EPA 2023
	100	100		
	800	796		
	10	9.72		

Notes:

Field Instrumentation Calibration Form

Site Name: Plant Yates

Date: 2/19/26

Calibrated By: J. Swanson

Field Conditions: Clear

Instrument	Manufactuer/ Model	Serial Number
Water Quality Meter	Aquatroll 600	1022231
Turbidity Meter	HACH 2100Q	U123205X

Calibration Standard Information				
Parameter	Standard	Lot #	Date of Expiration	Brand
Specific Conductance (µS/cm)	1,413	8409390	Oct-26	FIELD Environmental
pH (SU)	4.00	44100C139	Nov-26	FIELD Environmental
pH (SU)	7.00	45040032	Mar-27	FIELD Environmental
pH (SU)	10.00	45030270	Mar-27	FIELD Environmental
D.O. (%)	N/A	N/A	N/A	N/A
ORP (mV)	220.0	3650657	Aug-26	FIELD Environmental

Calibration					
Time Start: 7:00 AM		Time Finish: 7:40 AM			
Parameter	Standard	Calibration Value	Calibration Solution Temperature (°C)	Acceptance Criteria	Reference
Specific Conductance (µS/cm)	1,413	1,413	25.00	± 10% of standard	EPA 2023
pH (SU)	4.00	4.00	20.18	± 0.1	GWMP
pH (SU)	7.00	7.02	20.86	± 0.1	GWMP
pH (SU)	10.00	10.05	19.85	± 0.1	GWMP
D.O. (%)	N/A	100.00	22.50	± 10%	NA
ORP (mV)	220.0	220.0	20.77	± 10	EPA 2024

	Standard	Calibration Value	Acceptance Criteria	Reference
Turbidity (NTU)	20	20.0	± 10% of standard	EPA 2023
	100	100		
	800	798		
	10	10.1		

Calibration Check					
Time Start: N/A		Time Finish: N/A			
Parameter	Standard	Calibration Value	Calibration Solution Temperature (°C)	Acceptance Criteria	Reference
Specific Conductance (µS/cm)	1,413			± 10% of standard	EPA 2023
pH (SU)	4.00			± 0.1	GWMP
pH (SU)	7.00			± 0.1	GWMP
pH (SU)	10.00			± 0.1	GWMP

	Standard	Calibration Value	Acceptance Criteria	Reference
Turbidity (NTU)	20		± 10% of standard	EPA 2023
	100			
	800			
	10			

Notes:
No mid-day calibration check, sampling complete

Field Instrumentation Calibration Form

Site Name: Plant Yates

Date: 2/17/26

Calibrated By: J. Ware

Field Conditions: Cloudy

Instrument	Manufactuer/ Model	Serial Number
Water Quality Meter	Aquatroll 600	1270608
Turbidity Meter	Apera TN500	U132877X

Calibration Standard Information				
Parameter	Standard	Lot #	Date of Expiration	Brand
Specific Conductance (µS/cm)	1,413	8409390	Oct-26	FIELD Environmental
pH (SU)	4.00	44100C139	Nov-26	FIELD Environmental
pH (SU)	7.00	45040032	Mar-27	FIELD Environmental
pH (SU)	10.00	45030270	Mar-27	FIELD Environmental
D.O. (%)	N/A	N/A	N/A	N/A
ORP (mV)	220.0	3650657	Aug-26	FIELD Environmental

Calibration					
Time Start: 7:05		Time Finish: 7:40			
Parameter	Standard	Calibration Value	Calibration Solution Temperature (°C)	Acceptance Criteria	Reference
Specific Conductance (µS/cm)	1,413	1,413	25.00	± 10% of standard	EPA 2023
pH (SU)	4.00	4.00	18.83	± 0.1	GWMP
pH (SU)	7.00	7.00	18.73	± 0.1	GWMP
pH (SU)	10.00	10.00	18.72	± 0.1	GWMP
D.O. (%)	N/A	100.00	17.99	± 10%	NA
ORP (mV)	220.0	220.0	18.95	± 10	EPA 2024

	Standard	Calibration Value	Acceptance Criteria	Reference
Turbidity (NTU)	20	19.39	± 10% of standard	EPA 2023
	100	100		
	400	400		
	800	800		
	0.02	0.02		

Calibration Check					
Time Start: 12:40		Time Finish: 13:25			
Parameter	Standard	Calibration Value	Calibration Solution Temperature (°C)	Acceptance Criteria	Reference
Specific Conductance (µS/cm)	1,413	1,413	25.00	± 10% of standard	EPA 2023
pH (SU)	4.00	4.00	19.41	± 0.1	GWMP
pH (SU)	7.00	7.00	19.50	± 0.1	GWMP
pH (SU)	10.00	10.00	19.82	± 0.1	GWMP

	Standard	Calibration Value	Acceptance Criteria	Reference
Turbidity (NTU)	20	20.0	± 10% of standard	EPA 2023
	100	101		
	400	399		
	800	800		
	0.02	0.02		

Notes:

Field Instrumentation Calibration Form

Site Name: Plant Yates

Date: 2/18/26

Calibrated By: J. Ware

Field Conditions: Cloudy

Instrument	Manufactuer/ Model	Serial Number
Water Quality Meter	Aquatroll 600	1270608
Turbidity Meter	Apera TN500	U132877X

Calibration Standard Information				
Parameter	Standard	Lot #	Date of Expiration	Brand
Specific Conductance (µS/cm)	1,413	8409390	Oct-26	FIELD Environmental
pH (SU)	4.00	44100C139	Nov-26	FIELD Environmental
pH (SU)	7.00	45040032	Mar-27	FIELD Environmental
pH (SU)	10.00	45030270	Mar-27	FIELD Environmental
D.O. (%)	N/A	N/A	N/A	N/A
ORP (mV)	220.0	3650657	Aug-26	FIELD Environmental

Calibration					
Time Start: 7:15		Time Finish: 8:00			
Parameter	Standard	Calibration Value	Calibration Solution Temperature (°C)	Acceptance Criteria	Reference
Specific Conductance (µS/cm)	1,413	1,413	25.00	± 10% of standard	EPA 2023
pH (SU)	4.00	4.00	18.59	± 0.1	GWMP
pH (SU)	7.00	7.00	18.60	± 0.1	GWMP
pH (SU)	10.00	10.00	18,99	± 0.1	GWMP
D.O. (%)	N/A	100.00	19.09	± 10%	NA
ORP (mV)	220.0	220.0	18.84	± 10	EPA 2024

	Standard	Calibration Value	Acceptance Criteria	Reference
Turbidity (NTU)	20	20.0	± 10% of standard	EPA 2023
	100	100		
	400	400		
	800	800		
	0.02	0.02		

Calibration Check					
Time Start: 14:00		Time Finish: 14:35			
Parameter	Standard	Calibration Value	Calibration Solution Temperature (°C)	Acceptance Criteria	Reference
Specific Conductance (µS/cm)	1,413	1,413	25.00	± 10% of standard	EPA 2023
pH (SU)	4.00	4.00	22.24	± 0.1	GWMP
pH (SU)	7.00	7.00	21.76	± 0.1	GWMP
pH (SU)	10.00	10.00	21.86	± 0.1	GWMP

	Standard	Calibration Value	Acceptance Criteria	Reference
Turbidity (NTU)	20	20.0	± 10% of standard	EPA 2023
	100	100		
	400	400		
	800	800		
	0.02	0.02		

Notes:

Field Instrumentation Calibration Form

Site Name: Plant Yates

Date: 2/19/26

Calibrated By: J. Ware

Field Conditions: Clear

Instrument	Manufactuer/ Model	Serial Number
Water Quality Meter	Aquatroll 600	1270608
Turbidity Meter	Apera TN500	U132877X

Calibration Standard Information				
Parameter	Standard	Lot #	Date of Expiration	Brand
Specific Conductance (µS/cm)	1,413	8409390	Oct-26	FIELD Environmental
pH (SU)	4.00	44100C139	Nov-26	FIELD Environmental
pH (SU)	7.00	45040032	Mar-27	FIELD Environmental
pH (SU)	10.00	45030270	Mar-27	FIELD Environmental
D.O. (%)	N/A	N/A	N/A	N/A
ORP (mV)	220.0	3650657	Aug-26	FIELD Environmental

Calibration					
Time Start: 7:06		Time Finish: 7:45			
Parameter	Standard	Calibration Value	Calibration Solution Temperature (°C)	Acceptance Criteria	Reference
Specific Conductance (µS/cm)	1,413	1,413	25.00	± 10% of standard	EPA 2023
pH (SU)	4.00	4.00	20.09	± 0.1	GWMP
pH (SU)	7.00	7.00	19.71	± 0.1	GWMP
pH (SU)	10.00	10.00	20.12	± 0.1	GWMP
D.O. (%)	N/A	100.00	19.96	± 10%	NA
ORP (mV)	220.0	220.0	20.90	± 10	EPA 2024

	Standard	Calibration Value	Acceptance Criteria	Reference
Turbidity (NTU)	20	20.0	± 10% of standard	EPA 2023
	100	100		
	400	400		
	800	800		
	0.02	0.02		

Calibration Check					
Time Start:		Time Finish:			
Parameter	Standard	Calibration Value	Calibration Solution Temperature (°C)	Acceptance Criteria	Reference
Specific Conductance (µS/cm)	1,413			± 10% of standard	EPA 2023
pH (SU)	4.00			± 0.1	GWMP
pH (SU)	7.00			± 0.1	GWMP
pH (SU)	10.00			± 0.1	GWMP

	Standard	Calibration Value	Acceptance Criteria	Reference
Turbidity (NTU)	20		± 10% of standard	EPA 2023
	100			
	400			
	800			
	0.02			

Notes:
No mid-day calibration check, sampling complete

Field Instrumentation Calibration Form

Site Name: Plant Yates

Date: 2/17/26

Calibrated By: P. Studebaker

Field Conditions: Cloudy

Instrument	Manufactuer/ Model	Serial Number
Water Quality Meter	Aquatroll 600	963008
Turbidity Meter	HACH 2100Q	U95065X

Calibration Standard Information				
Parameter	Standard	Lot #	Date of Expiration	Brand
Specific Conductance (µS/cm)	1,413	5GA02110	Mar-26	PINE
pH (SU)	4.00	5GA0865	Jan-27	PINE
pH (SU)	7.00	4GL1064	Dec-26	PINE
pH (SU)	10.00	4GG1192	Jul-26	PINE
D.O. (%)	N/A	N/A	N/A	N/A
ORP (mV)	220.0	3650657	Aug-26	FIELD Environmental

Calibration					
Time Start: 7:25 AM		Time Finish: 8:05 AM			
Parameter	Standard	Calibration Value	Calibration Solution Temperature (°C)	Acceptance Criteria	Reference
Specific Conductance (µS/cm)	1,413	1,413	25.00	± 10% of standard	EPA 2023
pH (SU)	4.00	4.00	19.28	± 0.1	GWMP
pH (SU)	7.00	7.02	19.15	± 0.1	GWMP
pH (SU)	10.00	10.05	19.30	± 0.1	GWMP
D.O. (%)	N/A	100.00	18.45	± 10%	NA
ORP (mV)	220.0	220.0	19.12	± 10	EPA 2024

	Standard	Calibration Value	Acceptance Criteria	Reference
Turbidity (NTU)	20	20.1	± 10% of standard	EPA 2023
	100	102		
	800	794		
	10	10.3		

Calibration Check					
Time Start: 12:30 PM		Time Finish: 1:00 PM			
Parameter	Standard	Calibration Value	Calibration Solution Temperature (°C)	Acceptance Criteria	Reference
Specific Conductance (µS/cm)	1,413	1,413	25.00	± 10% of standard	EPA 2023
pH (SU)	4.00	4.00	19.28	± 0.1	GWMP
pH (SU)	7.00	7.02	19.15	± 0.1	GWMP
pH (SU)	10.00	10.05	19.30	± 0.1	GWMP

	Standard	Calibration Value	Acceptance Criteria	Reference
Turbidity (NTU)	20	19.7	± 10% of standard	EPA 2023
	100	98.4		
	800	789		
	10	9.86		

Notes:

Field Instrumentation Calibration Form

Site Name: Plant Yates

Date: 2/18/26

Calibrated By: P. Studebaker

Field Conditions: Cloudy

Instrument	Manufactuer/ Model	Serial Number
Water Quality Meter	Aquatroll 600	963008
Turbidity Meter	HACH 2100Q	U95065X

Calibration Standard Information				
Parameter	Standard	Lot #	Date of Expiration	Brand
Specific Conductance (µS/cm)	1,413	5GA02110	Mar-26	PINE
pH (SU)	4.00	5GA0865	Jan-27	PINE
pH (SU)	7.00	4GL1064	Dec-26	PINE
pH (SU)	10.00	4GG1192	Jul-26	PINE
D.O. (%)	N/A	N/A	N/A	N/A
ORP (mV)	220.0	3650657	Aug-26	FIELD Environmental

Calibration					
Time Start: 7:10 AM		Time Finish: 7:50 AM			
Parameter	Standard	Calibration Value	Calibration Solution Temperature (°C)	Acceptance Criteria	Reference
Specific Conductance (µS/cm)	1,413	1,413	25.00	± 10% of standard	EPA 2023
pH (SU)	4.00	4.00	16.03	± 0.1	GWMP
pH (SU)	7.00	7.04	15.77	± 0.1	GWMP
pH (SU)	10.00	10.11	16.35	± 0.1	GWMP
D.O. (%)	N/A	100.00	13.90	± 10%	NA
ORP (mV)	220.0	220.0	14.99	± 10	EPA 2024

	Standard	Calibration Value	Acceptance Criteria	Reference
Turbidity (NTU)	20	20.5	± 10% of standard	EPA 2023
	100	102		
	800	805		
	10	10.2		

Calibration Check					
Time Start: 11:55 AM		Time Finish: 12:10 PM			
Parameter	Standard	Calibration Value	Calibration Solution Temperature (°C)	Acceptance Criteria	Reference
Specific Conductance (µS/cm)	1,413	1,413	25.00	± 10% of standard	EPA 2023
pH (SU)	4.00	4.00	17.68	± 0.1	GWMP
pH (SU)	7.00	7.00	17.39	± 0.1	GWMP
pH (SU)	10.00	10.00	17.64	± 0.1	GWMP

	Standard	Calibration Value	Acceptance Criteria	Reference
Turbidity (NTU)	20	20.2	± 10% of standard	EPA 2023
	100	102		
	800	795		
	10	9.88		

Notes:

Field Instrumentation Calibration Form

Site Name: Plant Yates

Date: 2/19/26

Calibrated By: P. Studebaker

Field Conditions: Clear

Instrument	Manufactuer/ Model	Serial Number
Water Quality Meter	Aquatroll 600	963008
Turbidity Meter	HACH 2100Q	U95065X

Calibration Standard Information				
Parameter	Standard	Lot #	Date of Expiration	Brand
Specific Conductance (µS/cm)	1,413	5GA02110	Mar-26	PINE
pH (SU)	4.00	5GA0865	Jan-27	PINE
pH (SU)	7.00	4GL1064	Dec-26	PINE
pH (SU)	10.00	4GG1192	Jul-26	PINE
D.O. (%)	N/A	N/A	N/A	N/A
ORP (mV)	240.0	6GI5002	Dec-26	PINE

Calibration					
Time Start: 7:15 AM		Time Finish: 7:50 AM			
Parameter	Standard	Calibration Value	Calibration Solution Temperature (°C)	Acceptance Criteria	Reference
Specific Conductance (µS/cm)	1,413	1,413	25.00	± 10% of standard	EPA 2023
pH (SU)	4.00	4.00	18.62	± 0.1	GWMP
pH (SU)	7.00	7.00	18.66	± 0.1	GWMP
pH (SU)	10.00	10.00	18.64	± 0.1	GWMP
D.O. (%)	N/A	100.00	18.66	± 10%	NA
ORP (mV)	240.0	240.0	18.25	± 10	EPA 2024

	Standard	Calibration Value	Acceptance Criteria	Reference
Turbidity (NTU)	20	19.8	± 10% of standard	EPA 2023
	100	98.6		
	800	802		
	10	10.4		

Calibration Check					
Time Start: 2:00 PM		Time Finish: 2:25 PM			
Parameter	Standard	Calibration Value	Calibration Solution Temperature (°C)	Acceptance Criteria	Reference
Specific Conductance (µS/cm)	1,413	1,413	25.00	± 10% of standard	EPA 2023
pH (SU)	4.00	4.00	23.76	± 0.1	GWMP
pH (SU)	7.00	7.00	23.69	± 0.1	GWMP
pH (SU)	10.00	10.00	23.87	± 0.1	GWMP

	Standard	Calibration Value	Acceptance Criteria	Reference
Turbidity (NTU)	20	19.8	± 10% of standard	EPA 2023
	100	98.7		
	800	789		
	10	10.1		

Notes:

Field Instrumentation Calibration Form

Site Name: Plant Yates

Date: 4/10/26

Calibrated By: P. Studebaker

Field Conditions: Clear

Instrument	Manufactuer/ Model	Serial Number
Water Quality Meter	Aquatroll 600	1034963
Turbidity Meter	HACH 2100Q	25015

Calibration Standard Information				
Parameter	Standard	Lot #	Date of Expiration	Brand
Specific Conductance (µS/cm)	1,413	8409390	Oct-26	FIELD Environmental
pH (SU)	4.00	44100C139	Nov-26	FIELD Environmental
pH (SU)	7.00	45040032	Mar-27	FIELD Environmental
pH (SU)	10.00	45030270	Mar-27	FIELD Environmental
D.O. (%)	N/A	N/A	N/A	N/A
ORP (mV)	240.0	6GI5002	Dec-26	PINE

Calibration					
Time Start: 7:10 AM		Time Finish: 7:40 AM			
Parameter	Standard	Calibration Value	Calibration Solution Temperature (°C)	Acceptance Criteria	Reference
Specific Conductance (µS/cm)	1,413	1,413	20.00	± 10% of standard	EPA 2023
pH (SU)	4.00	4.00	6.99	± 0.1	GWMP
pH (SU)	7.00	7.00	6.42	± 0.1	GWMP
pH (SU)	10.00	10.00	6.37	± 0.1	GWMP
D.O. (%)	N/A	100.00	8.30	± 10%	NA
ORP (mV)	240.0	240.0	7.35	± 10	EPA 2024

	Standard	Calibration Value	Acceptance Criteria	Reference
Turbidity (NTU)	20	20.2	± 10% of standard	EPA 2023
	100	101		
	800	805		
	10	10.1		

Calibration Check					
Time Start: N/A		Time Finish: N/A			
Parameter	Standard	Calibration Value	Calibration Solution Temperature (°C)	Acceptance Criteria	Reference
Specific Conductance (µS/cm)	1,413			± 10% of standard	EPA 2023
pH (SU)	4.00			± 0.1	GWMP
pH (SU)	7.00			± 0.1	GWMP
pH (SU)	10.00			± 0.1	GWMP

	Standard	Calibration Value	Acceptance Criteria	Reference
Turbidity (NTU)	20		± 10% of standard	EPA 2023
	100			
	800			
	10			

Notes:
No mid-day calibration check, sampling complete

February 2026 Well Inspection Results - AP-2
2026 Semiannual Groundwater Monitoring and Corrective Action Report
Georgia Power Company
Plant Yates - AP-2

Well ID	Location/Identification				Protective Casing				
	Visible and accessible	Properly identified with correct well ID	Located in high traffic area; does the well require protection from traffic	Acceptable drainage around well (no standing water, not located in obvious drainage flow path)	Free from apparent damage and able to be secured	No degradation or deterioration	Functioning weep hole	Annular space clear of debris and water, or filled with pea gravel/sand	Locked and is the lock in good condition
PZ-25S	Y	Y	N	Y	Y	Y	Y	Y	Y
PZ-25I	Y	Y	N	Y	Y	Y	Y	Y	Y
YGWC-29IB	Y	Y	N	Y	Y	Y	Y	Y	Y
YGWC-28S	Y	Y	N	Y	Y	Y	Y	Y	Y
YGWC-28I	Y	Y	N	Y	Y	Y	Y	Y	Y
YGWC-27S	Y	Y	N	Y	Y	Y	Y	Y	Y
YGWC-27I	Y	Y	N	Y	Y	Y	Y	Y	Y
YGWC-26S	Y	Y	N	Y	Y	Y	Y	Y	Y
YGWC-26I	Y	Y	N	Y	Y	Y	Y	Y	Y
PZ-1S	Y	Y	N	Y	Y	Y	Y	Y	Y
PZ-13S	Y	Y	N	Y	Y	Y	Y	Y	Y
PZ-13I	Y	Y	N	Y	Y	Y	Y	Y	Y
PZ-31S	Y	Y	N	Y	Y	Y	Y	Y	Y
PZ-14I	Y	Y	N	Y	Y	Y	Y	Y	Y
PZ-3S	Y	Y	Y	Y	Y	Y	Y	Y	Y

February 2026 Well Inspection Results - AP-2
2026 Semiannual Groundwater Monitoring and Corrective Action Report
Georgia Power Company
Plant Yates - AP-2

Well ID	Surface Pad			Internal Casing		
	Good condition (not cracked/ broken)	Sloped away from the protective casing	In complete contact with the ground surface and stable	Cap prevents entry of foreign material into the well	Free of kinks/bends, or any obstructions from foreign objects (such as bailers)	Properly vented for equilibration of air pressure
PZ-25S	Y	Y	Y	Y	Y	Y
PZ-25I	Y	Y	Y	Y	Y	Y
YGWC-29IB	Y	Y	Y	Y	Y	Y
YGWC-28S	Y	Y	Y	Y	Y	Y
YGWC-28I	Y	Y	Y	Y	Y	Y
YGWC-27S	Y	Y	Y	Y	Y	Y
YGWC-27I	Y	Y	Y	Y	Y	Y
YGWC-26S	Y	Y	Y	Y	Y	Y
YGWC-26I	Y	Y	Y	Y	Y	Y
PZ-1S	Y	Y	Y	Y	Y	Y
PZ-13S	Y	Y	Y	Y	Y	Y
PZ-13I	Y	Y	Y	Y	Y	Y
PZ-31S	Y	Y	Y	Y	Y	Y
PZ-14I	Y	Y	Y	Y	Y	Y
PZ-3S	Y	Y	Y	Y	Y	Y

Well ID	Corrective actions as needed, by date:
PZ-25S	
PZ-25I	
YGWC-29IB	
YGWC-28S	
YGWC-28I	
YGWC-27S	
YGWC-27I	
YGWC-26S	
YGWC-26I	
PZ-1S	
PZ-13S	
PZ-13I	
PZ-31S	
PZ-14I	
PZ-3S	

Gauging Log

Client:	Georgia Power	**Date(s):**	2/16/2026
Facility:	Plant Yates	**Work Order(s):**	Semiannual GWM February 2026 AP-2
Facility Location:	708 Dyer Rd, Newnan, GA, 30263, US	**Area:**	AP-2
Equipment:	Water Level Meter		
Field Technician:	Jessica Ware, Perry Studebaker		

								Well Head Readings		
Location	**Area**	**Date**	**Time**	**Scope of Work Completed?**	**Depth to Water (ft bmp)**	**Total Depth (ft bmp)**	**Depth to Product (ft bmp)**	**FID (ppmv)**	**PID (ppmv)**	**Comments**
PZ-1S	AP-2	02-16-2026	11:20	Yes	34.31	--	--	--	--	
PZ-3S	AP-2	02-16-2026	08:40	Yes	36.96	--	--	--	--	
PZ-13I	AP-2	02-16-2026	11:24	Yes	41.30	--	--	--	--	
PZ-13S	AP-2	02-16-2026	11:23	Yes	37.33	--	--	--	--	
PZ-14I	AP-2	02-16-2026	10:20	Yes	19.50	--	--	--	--	
PZ-25I	AP-2	02-16-2026	09:56	Yes	39.72	--	--	--	--	
PZ-25S	AP-2	02-16-2026	09:58	Yes	37.39	--	--	--	--	
PZ-31S	AP-2	02-16-2026	10:25	Yes	17.20	--	--	--	--	
YGWC-26I	AP-2	02-16-2026	08:52	Yes	27.25	--	--	--	--	
YGWC-26S	AP-2	02-16-2026	08:49	Yes	26.78	--	--	--	--	
YGWC-27I	AP-2	02-16-2026	08:45	Yes	29.58	--	--	--	--	
YGWC-27S	AP-2	02-16-2026	08:42	Yes	29.58	--	--	--	--	
YGWC-28I	AP-2	02-16-2026	08:36	Yes	28.90	--	--	--	--	
YGWC-28S	AP-2	02-16-2026	08:39	Yes	28.71	--	--	--	--	
YGWC-29IB	AP-2	02-16-2026	08:31	Yes	27.05	--	--	--	--	

ft-bmp = feet below measuring point
ppmV = parts per million by volume
-- = Not applicable based on fields selected as \"None\"

Groundwater Sampling Form

Location ID:	YGWC-26I	**Date(s):**	2026-02-18	**Work Order(s):**		Semiannual GWM February 2026 AP-2	
Client:	Georgia Power	**Facility:**	Plant Yates	**Facility Location:**	708 Dyer Rd, Newnan, GA, 30263, US	**Area:**	AP-2
Weather:	CLEAR, T:49.69 °F, rH:89%, Clouds: 1%, Wind:4.29mph N-NE			**Field Technician:**		Perry Studebaker	
Measuring Pt. Description:	Top of Inner Casing	**Screen Setting (ft-bgs):**	56.7-66.7	**Casing Diameter (in):**	2	**Well Casing Material:**	PVC
Static Water Level (ft-bmp):	27.25	**Total Depth (ft-bmp):**	69.81	**Water Column(ft):**	42.56	**Liters in Well:**	26.29
Depth to Product (ft-bmp):	--	**Pump Intake Depth(ft-bmp):**	61	**Purge Method:**	Low Flow	**Purging Equipment:**	Dedicated Bladder
Purge Start Time:	14:00	**Total Volume Purged (liters):**	7	**Sample ID:**	YAT-YGWC-26I	**Sample Time:**	14:35
Purge End Time:	14:35	**Well Volumes Purged (total):**	0.27	**Replicate Type / Replicate ID:**	N/A	**Water Quality Meter/ ID:**	/ 963008, U95065X
Scope of work completed?	Yes						

Time	Total Elapsed (min)	Flow Rate	Flow Rate Unit	Depth to Water (ft)	pH (S.U.)	Specific Conductivity (µS/cm)	Turbidity (NTU)	Dissolved Oxygen (mg/L)	Temp. (°C)	Redox (mV)
14:00	0	200	mL/min	27.64	6.96	331.6	1.15	8.68	18.27	146.58
14:05	5	200	mL/min	27.71	6.04	334.32	0.91	2.81	18.95	18.21
14:10	10	200	mL/min	27.74	5.98	334.26	0.43	1.42	18.84	84.12
14:15	15	200	mL/min	27.75	5.97	334.06	0.44	0.84	18.83	118.62
14:20	20	200	mL/min	27.76	5.96	333.79	0.4	0.64	18.64	136.47
14:25	25	200	mL/min	27.77	5.96	333.78	0.53	0.5	18.62	146.94
14:30	30	200	mL/min	27.78	5.96	333.42	0.44	0.43	18.6	154.06
14:35	35	200	mL/min	27.78	5.95	333.03	0.62	0.37	18.55	159.59

Constituent Sampled	Container	Number	Volume	Preservative
Anions (E300.0)	HDPE Plastic	1	250 mL	None
GenChem (SM2540C)	HDPE Plastic	1	500 mL	None
Metals (SW6020)	HDPE Plastic	2	250 mL	HNO3
Radio (Other)	HDPE Plastic	2	1 L	HNO3

Comments: None

Well Information:

Well Labeled Properly: yes

Is Well in Good Condition? good

Issues:

Well Inspection Comments:

ft-bmp = feet below measuring point
in = inches
ft = feet
mL/min = milliliters per minute

uS/cm = microSiemens per centimeter
NTU = Nephelometric Turbidity Unit
mg/L = milligrams per liter
S.U = standard units
mS/cm = milliSiemens per centimeter

mV = millivolts
°F = degrees Fahrenheit
°C = degrees Celsius
gpm = gallons per minute
-- = Not applicable based on fields selected as "None"

Groundwater Sampling Form

Location ID:	YGWC-26S	**Date(s):**	2026-02-18	**Work Order(s):**		Semiannual GWM February 2026 AP-2	
Client:	Georgia Power	**Facility:**	Plant Yates	**Facility Location:**	708 Dyer Rd, Newnan, GA, 30263, US	**Area:**	AP-2
Weather:	CLEAR, T:49.26 °F, rH:91%, Clouds: 1%, Wind:4.29mph N-NE			**Field Technician:**		Perry Studebaker	
Measuring Pt. Description:	Top of Inner Casing	**Screen Setting (ft-bgs):**	26.7-36.7	**Casing Diameter (in):**	2	**Well Casing Material:**	PVC
Static Water Level (ft-bmp):	26.78	**Total Depth (ft-bmp):**	40.18	**Water Column(ft):**	13.4	**Liters in Well:**	8.28
Depth to Product (ft-bmp):	--	**Pump Intake Depth(ft-bmp):**	37	**Purge Method:**	Low Flow	**Purging Equipment:**	Dedicated Bladder
Purge Start Time:	12:30	**Total Volume Purged (liters):**	4.5	**Sample ID:**	YAT-YGWC-26S	**Sample Time:**	13:15
Purge End Time:	13:15	**Well Volumes Purged (total):**	0.54	**Replicate Type / Replicate ID:**	N/A	**Water Quality Meter/ ID:**	/ 963008,U95065X
Scope of work completed?	Yes						

Time	Total Elapsed (min)	Flow Rate	Flow Rate Unit	Depth to Water (ft)	pH (S.U.)	Specific Conductivity (µS/cm)	Turbidity (NTU)	Dissolved Oxygen (mg/L)	Temp. (°C)	Redox (mV)
12:30	0	100	mL/min	27.18	6.13	297.23	2.02	8.17	17.49	164.33
12:35	5	100	mL/min	27.42	5.74	293.67	0.91	3.71	18.27	179.68
12:40	10	100	mL/min	27.51	5.71	293.57	0.82	2.58	18.15	180.53
12:45	15	100	mL/min	27.57	5.7	293.8	0.52	1.9	18.13	177.7
12:50	20	100	mL/min	27.61	5.69	293.83	0.57	1.28	17.9	178.02
12:55	25	100	mL/min	27.62	5.68	294.02	0.52	0.92	18.23	176.58
13:00	30	100	mL/min	27.63	5.68	293.98	0.65	0.69	18.34	175.28
13:05	35	100	mL/min	27.63	5.68	294.09	0.63	0.58	18.29	175.91
13:10	40	100	mL/min	27.63	5.68	294.04	0.49	0.48	18.42	175.02
13:15	45	100	mL/min	27.63	5.68	294.09	0.4	0.45	18.64	174.67

Constituent Sampled	Container	Number	Volume	Preservative
Anions (E300.0)	HDPE Plastic	1	250 mL	None
GenChem (SM2540C)	HDPE Plastic	1	500 mL	None
Metals (SW6020)	HDPE Plastic	2	250 mL	HNO3
Radio (Other)	HDPE Plastic	2	1 L	HNO3

Comments: None

ft-bmp = feet below measuring point
in = inches
ft = feet
mL/min = milliliters per minute

uS/cm = microSiemens per centimeter
NTU = Nephelometric Turbidity Unit
mg/L = milligrams per liter
S.U = standard units
mS/cm = milliSiemens per centimeter

mV = millivolts
°F = degrees Fahrenheit
°C = degrees Celsius
gpm = gallons per minute
-- = Not applicable based on fields selected as "None"

Well Information:

Well Labeled Properly:	yes
Is Well in Good Condition?	good
Issues:	
Well Inspection Comments:	

ft-bmp = feet below measuring point
in = inches
ft = feet
mL/min = milliliters per minute

uS/cm = microSiemens per centimeter
NTU = Nephelometric Turbidity Unit
mg/L = milligrams per liter
S.U = standard units
mS/cm = milliSiemens per centimeter

mV = millivolts
°F = degrees Fahrenheit
°C = degrees Celsius
gpm = gallons per minute
-- = Not applicable based on fields selected as "None"

Groundwater Sampling Form

Location ID:	YGWC-27I	**Date(s):**	2026-02-18	**Work Order(s):**		Semiannual GWM February 2026 AP-2	
Client:	Georgia Power	**Facility:**	Plant Yates	**Facility Location:**	708 Dyer Rd, Newnan, GA, 30263, US	**Area:**	AP-2
Weather:	CLEAR, T:49.26 °F, rH:91%, Clouds: 1%, Wind:4.29mph N-NE			**Field Technician:**		Perry Studebaker	
Measuring Pt. Description:	Top of Inner Casing	**Screen Setting (ft-bgs):**	66.7-76.7	**Casing Diameter (in):**	2	**Well Casing Material:**	PVC
Static Water Level (ft-bmp):	29.58	**Total Depth (ft-bmp):**	79.99	**Water Column(ft):**	50.41	**Liters in Well:**	31.14
Depth to Product (ft-bmp):	--	**Pump Intake Depth(ft-bmp):**	75	**Purge Method:**	Low Flow	**Purging Equipment:**	Dedicated Bladder
Purge Start Time:	16:35	**Total Volume Purged (liters):**	6.25	**Sample ID:**	YAT-YGWC-27I	**Sample Time:**	17:00
Purge End Time:	17:00	**Well Volumes Purged (total):**	0.20	**Replicate Type / Replicate ID:**	N/A	**Water Quality Meter/ ID:**	/ 963008, U95065X
Scope of work completed?	Yes						

Time	Total Elapsed (min)	Flow Rate	Flow Rate Unit	Depth to Water (ft)	pH (S.U.)	Specific Conductivity (µS/cm)	Turbidity (NTU)	Dissolved Oxygen (mg/L)	Temp. (°C)	Redox (mV)
16:35	0	250	mL/min	30.68	7.74	303.23	1.39	8.35	17.28	109.93
16:40	5	250	mL/min	31.07	6.5	333.58	3.39	1.26	18.5	-15.22
16:45	10	250	mL/min	31.21	6.48	324.81	2.6	0.47	18.49	-4.9
16:50	15	250	mL/min	31.24	6.47	317.27	1.59	0.29	18.47	3.11
16:55	20	250	mL/min	31.27	6.46	311.81	1.21	0.24	18.45	8
17:00	25	250	mL/min	31.29	6.46	307.39	0.85	0.22	18.45	10.51

Constituent Sampled	Container	Number	Volume	Preservative
Anions (E300.0)	HDPE Plastic	1	250 mL	None
GenChem (SM2540C)	HDPE Plastic	1	500 mL	None
Metals (SW6020)	HDPE Plastic	2	250 mL	HNO3
Radio (Other)	HDPE Plastic	2	1 L	HNO3

Comments: None

Well Information:

Well Labeled Properly: yes

Is Well in Good Condition? good

Issues:

Well Inspection Comments:

ft-bmp = feet below measuring point
in = inches
ft = feet
mL/min = milliliters per minute

uS/cm = microSiemens per centimeter
NTU = Nephelometric Turbidity Unit
mg/L = milligrams per liter
S.U = standard units
mS/cm = milliSiemens per centimeter

mV = millivolts
°F = degrees Fahrenheit
°C = degrees Celsius
gpm = gallons per minute
-- = Not applicable based on fields selected as "None"

Groundwater Sampling Form

Location ID:	YGWC-27S	**Date(s):**	2026-02-18	**Work Order(s):**		Semiannual GWM February 2026 AP-2	
Client:	Georgia Power	**Facility:**	Plant Yates	**Facility Location:**	708 Dyer Rd, Newnan, GA, 30263, US	**Area:**	AP-2
Weather:	CLEAR, T:49.26 °F, rH:91%, Clouds: 1%, Wind:4.29mph N-NE			**Field Technician:**		Perry Studebaker	
Measuring Pt. Description:	Top of Inner Casing	**Screen Setting (ft-bgs):**	26.7-36.7	**Casing Diameter (in):**	2	**Well Casing Material:**	PVC
Static Water Level (ft-bmp):	29.58	**Total Depth (ft-bmp):**	40.52	**Water Column(ft):**	10.94	**Liters in Well:**	6.76
Depth to Product (ft-bmp):	--	**Pump Intake Depth(ft-bmp):**	35	**Purge Method:**	Low Flow	**Purging Equipment:**	Dedicated Bladder
Purge Start Time:	15:40	**Total Volume Purged (liters):**	6.25	**Sample ID:**	YAT-YGWC-27S	**Sample Time:**	16:05
Purge End Time:	16:05	**Well Volumes Purged (total):**	0.92	**Replicate Type / Replicate ID:**	N/A	**Water Quality Meter/ ID:**	/ 963008,U95065X
Scope of work completed?	Yes						

Time	Total Elapsed (min)	Flow Rate	Flow Rate Unit	Depth to Water (ft)	pH (S.U.)	Specific Conductivity (µS/cm)	Turbidity (NTU)	Dissolved Oxygen (mg/L)	Temp. (°C)	Redox (mV)
15:40	0	250	mL/min	30.25	6.37	259.44	0.53	6.39	17.84	134.79
15:45	5	250	mL/min	30.28	6.26	283.23	0.44	1.16	18.9	146.41
15:50	10	250	mL/min	30.28	6.29	295.4	0.51	0.5	18.91	147.53
15:55	15	250	mL/min	30.28	6.3	299.47	0.44	0.32	18.92	149.22
16:00	20	250	mL/min	30.28	6.31	304.19	0.47	0.24	18.88	150.6
16:05	25	250	mL/min	30.28	6.31	304.96	0.69	0.2	18.89	151.34

Constituent Sampled	Container	Number	Volume	Preservative
Anions (E300.0)	HDPE Plastic	1	250 mL	None
GenChem (SM2540C)	HDPE Plastic	1	500 mL	None
Metals (SW6020)	HDPE Plastic	2	250 mL	HNO3
Radio (Other)	HDPE Plastic	2	1 L	HNO3

Comments: None

Well Information:

Well Labeled Properly: yes

Is Well in Good Condition? good

Issues:

Well Inspection Comments:

ft-bmp = feet below measuring point
in = inches
ft = feet
mL/min = milliliters per minute

uS/cm = microSiemens per centimeter
NTU = Nephelometric Turbidity Unit
mg/L = milligrams per liter
S.U = standard units
mS/cm = milliSiemens per centimeter

mV = millivolts
°F = degrees Fahrenheit
°C = degrees Celsius
gpm = gallons per minute
-- = Not applicable based on fields selected as "None"

Groundwater Sampling Form

Location ID:	YGWC-28I	**Date(s):**	2026-02-19	**Work Order(s):**		Semiannual GWM February 2026 AP-2	
Client:	Georgia Power	**Facility:**	Plant Yates	**Facility Location:**	708 Dyer Rd, Newnan, GA, 30263, US	**Area:**	AP-2
Weather:	CLEAR, T:48.69 °F, rH:91%, Clouds: 1%, Wind:4.29mph N-NE			**Field Technician:**		Perry Studebaker	
Measuring Pt. Description:	Top of Inner Casing	**Screen Setting (ft-bgs):**	56.7-66.7	**Casing Diameter (in):**	2	**Well Casing Material:**	PVC
Static Water Level (ft-bmp):	28.9	**Total Depth (ft-bmp):**	69.93	**Water Column(ft):**	41.03	**Liters in Well:**	25.35
Depth to Product (ft-bmp):	--	**Pump Intake Depth(ft-bmp):**	64	**Purge Method:**	Low Flow	**Purging Equipment:**	Dedicated Bladder
Purge Start Time:	10:30	**Total Volume Purged (liters):**	5.3	**Sample ID:**	YAT-YGWC-28I	**Sample Time:**	10:55
Purge End Time:	10:55	**Well Volumes Purged (total):**	0.21	**Replicate Type / Replicate ID:**	**Duplicate** / YAT-AP2-FD-1	**Water Quality Meter/ ID:**	Aqua Troll 600 Sonde,Hach 2100-Q / 963008, U95065X
Scope of work completed?	Yes						

Time	Total Elapsed (min)	Flow Rate	Flow Rate Unit	Depth to Water (ft)	pH (S.U.)	Specific Conductivity (µS/cm)	Turbidity (NTU)	Dissolved Oxygen (mg/L)	Temp. (°C)	Redox (mV)
10:30	0	220	mL/min	29.83	7.08	304.17	1.74	5.45	17.99	68.67
10:35	5	220	mL/min	30.43	6.63	297.89	0.5	1.22	18.62	124.300
10:40	10	220	mL/min	30.93	6.59	289.2	0.41	0.45	18.72	125.61
10:45	15	200	mL/min	31.27	6.6	292.22	0.66	0.48	18.89	150.07
10:50	20	200	mL/min	31.28	6.62	296.55	0.35	0.54	18.89	154.56
10:55	25	200	mL/min	31.29	6.63	301.33	0.36	0.5	18.89	150.79

Constituent Sampled	Container	Number	Volume	Preservative
Anions (E300.0)	HDPE Plastic	2	250 mL	None
GenChem (SM2540C)	HDPE Plastic	2	500 mL	None
Metals (SW6020)	HDPE Plastic	4	250 mL	HNO3
Radio (Other)	HDPE Plastic	4	1 L	HNO3

Comments: Took field blank YAT-AP2-FB-1@1130

Well Information:

Well Labeled Properly: yes

Is Well in Good Condition? good

Issues:

Well Inspection Comments:

ft-bmp = feet below measuring point
in = inches
ft = feet
mL/min = milliliters per minute

uS/cm = microSiemens per centimeter
NTU = Nephelometric Turbidity Unit
mg/L = milligrams per liter
S.U = standard units
mS/cm = milliSiemens per centimeter

mV = millivolts
°F = degrees Fahrenheit
°C = degrees Celsius
gpm = gallons per minute
-- = Not applicable based on fields selected as "None"

Groundwater Sampling Form

Location ID:	YGWC-28S	**Date(s):**	2026-02-19	**Work Order(s):**		Semiannual GWM February 2026 AP-2	
Client:	Georgia Power	**Facility:**	Plant Yates	**Facility Location:**	708 Dyer Rd, Newnan, GA, 30263, US	**Area:**	AP-2
Weather:	CLEAR, T:48.69 °F, rH:91%, Clouds: 1%, Wind:4.29mph N-NE			**Field Technician:**		Perry Studebaker	
Measuring Pt. Description:	Top of Inner Casing	**Screen Setting (ft-bgs):**	31.7-41.7	**Casing Diameter (in):**	2	**Well Casing Material:**	PVC
Static Water Level (ft-bmp):	28.71	**Total Depth (ft-bmp):**	44.95	**Water Column(ft):**	16.24	**Liters in Well:**	10.03
Depth to Product (ft-bmp):	--	**Pump Intake Depth(ft-bmp):**	40	**Purge Method:**	Low Flow	**Purging Equipment:**	Dedicated Bladder
Purge Start Time:	12:47	**Total Volume Purged (liters):**	9	**Sample ID:**	YAT-YGWC-28S	**Sample Time:**	12:45
Purge End Time:	12:45	**Well Volumes Purged (total):**	0.90	**Replicate Type / Replicate ID:**	**Equipment Blank** / YAT-AP2-EB-1	**Water Quality Meter/ ID:**	Aqua Troll 600 Sonde,Hach 2100-Q / 963008, U95065X
Scope of work completed?	Yes						

Time	Total Elapsed (min)	Flow Rate	Flow Rate Unit	Depth to Water (ft)	pH (S.U.)	Specific Conductivity (µS/cm)	Turbidity (NTU)	Dissolved Oxygen (mg/L)	Temp. (°C)	Redox (mV)
12:00	0	200	mL/min	28.88	6.51	340.94	28.88	3.94	20.04	-38.72
12:05	5	200	mL/min	28.88	6.47	367.22	12.7	1.23	19.81	-64.21
12:10	10	200	mL/min	28.88	6.46	377.18	11.8	0.57	20.18	-74.86
12:15	15	200	mL/min	28.88	6.49	374.1	10.4	0.39	20.07	-79.68
12:20	20	200	mL/min	28.88	6.5	376.08	8.79	0.31	19.71	-81.92
12:25	25	200	mL/min	28.88	6.51	378.38	6.74	0.26	19.59	-83.51
12:30	30	200	mL/min	28.88	6.52	379.94	5.31	0.23	19.58	-84.58
12:35	35	200	mL/min	28.88	6.53	381.77	4.8	0.21	19.63	-85.99
12:40	40	200	mL/min	28.88	6.55	383.120	3.72	0.19	20.01	-87.69
12:45	45	200	mL/min	28.88	6.59	384.33	3.14	0.18	20.3	-90.28

Constituent Sampled	Container	Number	Volume	Preservative
Anions (E300.0)	HDPE Plastic	1	250 mL	None
GenChem (SM2540C)	HDPE Plastic	1	500 mL	None
Metals (SW6020)	HDPE Plastic	2	250 mL	HNO3
Radio (Other)	HDPE Plastic	2	1 L	HNO3

Comments: None

ft-bmp = feet below measuring point
in = inches
ft = feet
mL/min = milliliters per minute

uS/cm = microSiemens per centimeter
NTU = Nephelometric Turbidity Unit
mg/L = milligrams per liter
S.U = standard units
mS/cm = milliSiemens per centimeter

mV = millivolts
°F = degrees Fahrenheit
°C = degrees Celsius
gpm = gallons per minute
-- = Not applicable based on fields selected as "None"

Well Information:

Well Labeled Properly:	yes
Is Well in Good Condition?	good
Issues:	
Well Inspection Comments:	

ft-bmp = feet below measuring point
in = inches
ft = feet
mL/min = milliliters per minute

uS/cm = microSiemens per centimeter
NTU = Nephelometric Turbidity Unit
mg/L = milligrams per liter
S.U = standard units
mS/cm = milliSiemens per centimeter

mV = millivolts
°F = degrees Fahrenheit
°C = degrees Celsius
gpm = gallons per minute
-- = Not applicable based on fields selected as "None"

Groundwater Sampling Form

Location ID:	YGWC-29IB	**Date(s):**	2026-02-18	**Work Order(s):**		Semiannual GWM February 2026 AP-2	
Client:	Georgia Power	**Facility:**	Plant Yates	**Facility Location:**	708 Dyer Rd, Newnan, GA, 30263, US	**Area:**	AP-2
Weather:	CLEAR, T:48.69 °F, rH:91%, Clouds: 1%, Wind:4.29mph N-NE			**Field Technician:**		David Prouty, Perry Studebaker	
Measuring Pt. Description:	Top of Inner Casing	**Screen Setting (ft-bgs):**	28-38	**Casing Diameter (in):**	2	**Well Casing Material:**	PVC
Static Water Level (ft-bmp):	27.05	**Total Depth (ft-bmp):**	40.88	**Water Column(ft):**	13.83	**Liters in Well:**	8.54
Depth to Product (ft-bmp):	--	**Pump Intake Depth(ft-bmp):**	36	**Purge Method:**	Low Flow	**Purging Equipment:**	Peristaltic Pump
Purge Start Time:	16:38	**Total Volume Purged (liters):**	2.4	**Sample ID:**	YAT-YGWC-29IB	**Sample Time:**	17:00
Purge End Time:	16:58	**Well Volumes Purged (total):**	0.28	**Replicate Type / Replicate ID:**	N/A	**Water Quality Meter/ ID:**	Aqua Troll 600 Sonde,Hach 2100-Q / Aqua Troll 1027333, HACH 170506057939
Scope of work completed?	Yes						

Time	Total Elapsed (min)	Flow Rate	Flow Rate Unit	Depth to Water (ft)	pH (S.U.)	Specific Conductivity (µS/cm)	Turbidity (NTU)	Dissolved Oxygen (mg/L)	Temp. (°C)	Redox (mV)
16:38	0	120	mL/min	27.45	5.99	220.62	4.71	0.51	18.62	131.63
16:43	5	120	mL/min	27.71	6	225.03	1.49	0.29	18.54	130.01
16:48	10	120	mL/min	27.71	6.02	229.37	1.4	0.18	18.51	133.26
16:53	15	120	mL/min	27.71	6.05	231.95	1.35	0.14	18.48	137.08
16:58	20	120	mL/min	27.71	6.06	233.41	0.82	0.12	18.48	135.26

Constituent Sampled	Container	Number	Volume	Preservative
Anions (E300.0)	HDPE Plastic	1	250 mL	None
GenChem (SM2540C)	HDPE Plastic	1	500 mL	None
Metals (SW6020)	HDPE Plastic	2	250 mL	HNO3
Radio (Other)	HDPE Plastic	2	1 L	HNO3

Comments: None

Well Information:

Well Labeled Properly: yes

Is Well in Good Condition? good

Issues:

Well Inspection Comments:

ft-bmp = feet below measuring point
in = inches
ft = feet
mL/min = milliliters per minute

uS/cm = microSiemens per centimeter
NTU = Nephelometric Turbidity Unit
mg/L = milligrams per liter
S.U = standard units
mS/cm = milliSiemens per centimeter

mV = millivolts
°F = degrees Fahrenheit
°C = degrees Celsius
gpm = gallons per minute
-- = Not applicable based on fields selected as "None"

Upgradient Wells

February 2026 Well Inspection Results - Upgradient
2026 Semiannual Groundwater Monitoring and Corrective Action Report
Georgia Power Company
Plant Yates - AP-2

Well ID	Location/Identification				Protective Casing				
	Visible and accessible	Properly identified with correct well ID	Located in high traffic area; does the well require protection from traffic	Acceptable drainage around well (no standing water, not located in obvious drainage flow path)	Free from apparent damage and able to be secured	No degradation or deterioration	Functioning weep hole	Annular space clear of debris and water, or filled with pea gravel/sand	Locked and is the lock in good condition
YGWA-3I	Y	Y	Y	Y	Y	Y	Y	Y	Y
YGWA-3D	Y	Y	Y	Y	Y	Y	Y	Y	Y
YGWA-4I	Y	Y	N	Y	Y	Y	Y	Y	Y
YGWA-5I	Y	Y	N	Y	Y	Y	Y	Y	Y
YGWA-5D	Y	Y	N	Y	Y	Y	Y	Y	Y
YGWA-21I	Y	Y	N	Y	Y	Y	Y	Y	Y
YGWA-20S	Y	Y	N	Y	Y	Y	Y	Y	Y
YGWA-17S	Y	Y	N	Y	Y	Y	Y	Y	Y
YGWA-18I	Y	Y	N	Y	Y	Y	Y	Y	Y
YGWA-18S	Y	Y	N	Y	Y	Y	Y	Y	Y
YGWA-40	Y	Y	N	Y	Y	Y	Y	Y	Y
YGWA-2I	Y	Y	N	Y	Y	Y	Y	Y	Y
YGWA-1D	Y	Y	N	Y	Y	Y	Y	Y	Y
YGWA-1I	Y	Y	N	Y	Y	Y	Y	Y	Y
YGWA-30I	Y	Y	N	Y	Y	Y	Y	Y	Y
YGWA-47	Y	Y	N	Y	Y	Y	Y	Y	Y
YGWA-39	Y	Y	N	Y	Y	Y	Y	Y	Y
YGWA-14S	Y	Y	N	Y	Y	Y	Y	Y	Y

February 2026 Well Inspection Results - Upgradient
2026 Semiannual Groundwater Monitoring and Corrective Action Report
Georgia Power Company
Plant Yates - AP-2

Well ID	Surface Pad			Internal Casing			Corrective actions as needed, by date:
	Good condition (not cracked/ broken)	Sloped away from the protective casing	In complete contact with the ground surface and stable	Cap prevents entry of foreign material into the well	Free of kinks/bends, or any obstructions from foreign objects (such as bailers)	Properly vented for equilibration of air pressure	
YGWA-3I	Y	Y	Y	Y	Y	Y	
YGWA-3D	Y	Y	Y	Y	Y	Y	
YGWA-4I	Y	Y	Y	Y	Y	Y	
YGWA-5I	Y	Y	Y	Y	Y	Y	
YGWA-5D	Y	Y	Y	Y	Y	Y	
YGWA-21I	Y	Y	Y	Y	Y	Y	
YGWA-20S	Y	Y	Y	Y	Y	Y	
YGWA-17S	Y	Y	Y	Y	Y	Y	
YGWA-18I	Y	Y	Y	Y	Y	Y	
YGWA-18S	Y	Y	Y	Y	Y	Y	
YGWA-40	Y	Y	Y	Y	Y	Y	
YGWA-2I	Y	Y	Y	Y	Y	Y	
YGWA-1D	Y	Y	Y	Y	Y	Y	
YGWA-1I	Y	Y	Y	Y	Y	Y	
YGWA-30I	Y	Y	Y	Y	Y	Y	
YGWA-47	Y	Y	Y	Y	Y	Y	
YGWA-39	Y	Y	Y	Y	Y	Y	
YGWA-14S	Y	Y	Y	Y	Y	Y	

Gauging Log

Client:	Georgia Power	**Date(s):**	2/16/2026
Facility:	Plant Yates	**Work Order(s):**	Semiannual GWM February 2026
Facility Location:	708 Dyer Rd, Newnan, GA, 30263, US	**Area:**	Upgradient
Equipment:	Water Level Meter		
Field Technician:	Jessica Ware, Perry Studebaker		

								Well Head Readings		
Location	**Area**	**Date**	**Time**	**Scope of Work Completed?**	**Depth to Water (ft bmp)**	**Total Depth (ft bmp)**	**Depth to Product (ft bmp)**	**FID (ppmv)**	**PID (ppmv)**	**Comments**
YGWA-1D	AP-2	02-16-2026	11:20	Yes	51.82	--	--	--	--	
YGWA-1I	AP-2	02-16-2026	11:15	Yes	39.50	--	--	--	--	
YGWA-2I	AP-2	02-16-2026	11:10	Yes	46.92	--	--	--	--	
YGWA-3D	AP-2	02-16-2026	08:43	Yes	33.33	--	--	--	--	
YGWA-3I	AP-2	02-16-2026	08:42	Yes	52.29	--	--	--	--	
YGWA-4I	AMA AP-3, A, B and B	02-16-2026	09:39	Yes	25.70	--	--	--	--	
YGWA-5D	AMA AP-3, A, B and B	02-16-2026	09:32	Yes	21.17	--	--	--	--	
YGWA-5I	AMA AP-3, A, B and B	02-16-2026	09:31	Yes	22.81	--	--	--	--	
YGWA-14S	AP-2	02-16-2026	10:18	Yes	18.68	--	--	--	--	
YGWA-17S	AMA AP-3, A, B and B	02-16-2026	10:57	Yes	14.36	--	--	--	--	
YGWA-18I	AMA AP-3, A, B and B	02-16-2026	11:08	Yes	26.09	--	--	--	--	
YGWA-18S	AMA AP-3, A, B and B	02-16-2026	11:07	Yes	23.25	--	--	--	--	
YGWA-20S	AMA AP-3, A, B and B	02-16-2026	10:09	Yes	12.00	--	--	--	--	
YGWA-21I	AMA AP-3, A, B and B	02-16-2026	09:59	Yes	33.78	--	--	--	--	
YGWA-30I	AP-2	02-16-2026	10:33	Yes	44.59	--	--	--	--	
YGWA-39	AMA R6 CCR Landfill	02-16-2026	12:09	Yes	25.10	--	--	--	--	
YGWA-40	AMA R6 CCR Landfill	02-16-2026	12:05	Yes	28.56	--	--	--	--	
YGWA-47	AP-1	02-16-2026	09:36	Yes	36.30	--	--	--	--	

ft-bmp = feet below measuring point
ppmV = parts per million by volume
-- = Not applicable based on fields selected as \"None\"

Groundwater Sampling Form

Location ID:	YGWA-14S	**Date(s):**	2026-02-17	**Work Order(s):**		Semiannual GWM February 2026 AP-2	
Client:	Georgia Power	**Facility:**	Plant Yates	**Facility Location:**	708 Dyer Rd, Newnan, GA, 30263, US	**Area:**	AP-2
Weather:	CLEAR, T:55.04 °F, rH:79%, Clouds: 1%, Wind:3.98mph E-NE			**Field Technician:**		David Prouty, Perry Studebaker	
Measuring Pt. Description:	Top of Inner Casing	**Screen Setting (ft-bgs):**	24.66-714.1	**Casing Diameter (in):**	2	**Well Casing Material:**	PVC
Static Water Level (ft-bmp):	18.68	**Total Depth (ft-bmp):**	34.96	**Water Column(ft):**	14.32	**Liters in Well:**	8.85
Depth to Product (ft-bmp):	--	**Pump Intake Depth(ft-bmp):**	30	**Purge Method:**	Low Flow	**Purging Equipment:**	Dedicated Bladder
Purge Start Time:	09:47	**Total Volume Purged (liters):**	2	**Sample ID:**	YAT-YGWA-14S	**Sample Time:**	10:10
Purge End Time:	10:09	**Well Volumes Purged (total):**	0.23	**Replicate Type / Replicate ID:**	N/A	**Water Quality Meter/ ID:**	Aqua Troll 600 Sonde,Hach 2100-Q / Aqua Troll 1027333, HACH 170506057939
Scope of work completed?	Yes						

Time	Total Elapsed (min)	Flow Rate	Flow Rate Unit	Depth to Water (ft)	pH (S.U.)	Specific Conductivity (µS/cm)	Turbidity (NTU)	Dissolved Oxygen (mg/L)	Temp. (°C)	Redox (mV)
9:47	0	100	mL/min	18.87	5.82	67.45	1.07	7.66	15.18	183.83
9:52	5	100	mL/min	18.87	5.59	67.66	0.5	6.36	16.560	181.55
9:57	10	100	mL/min	18.87	5.57	67.04	0.21	6.25	16.86	176.72
10:02	15	100	mL/min	18.87	5.55	66.79	0.16	6.1	16.91	175.54
10:07	20	100	mL/min	18.87	5.54	67.35	0.15	6	17.1	177.04

Constituent Sampled	Container	Number	Volume	Preservative
Anions (E300.0)	HDPE Plastic	1	250 mL	None
GenChem (SM2540C)	HDPE Plastic	1	500 mL	None
Metals (SW6020)	HDPE Plastic	2	250 mL	HNO3
Radio (Other)	HDPE Plastic	2	1 L	HNO3

Comments: None

Well Information:

Well Labeled Properly: yes

Is Well in Good Condition? good

Issues:

Well Inspection Comments:

ft-bmp = feet below measuring point
in = inches
ft = feet
mL/min = milliliters per minute

uS/cm = microSiemens per centimeter
NTU = Nephelometric Turbidity Unit
mg/L = milligrams per liter
S.U = standard units
mS/cm = milliSiemens per centimeter

mV = millivolts
°F = degrees Fahrenheit
°C = degrees Celsius
gpm = gallons per minute
-- = Not applicable based on fields selected as "None"

Groundwater Sampling Form

Location ID:	YGWA-17S	**Date(s):**	2026-02-17	**Work Order(s):**		Semiannual GWM February 2026 AMA and AMA R6	
Client:	Georgia Power	**Facility:**	Plant Yates	**Facility Location:**	708 Dyer Rd, Newnan, GA, 30263, US	**Area:**	AMA AP-3, A, B and B
Weather:	CLEAR, T:58.05 °F, rH:73%, Clouds: 4%, Wind:1.01mph E-SE			**Field Technician:**		Jake Swanson, Jessica Ware	
Measuring Pt. Description:	Top of Inner Casing	**Screen Setting (ft-bgs):**	27-37	**Casing Diameter (in):**	2	**Well Casing Material:**	PVC
Static Water Level (ft-bmp):	14.36	**Total Depth (ft-bmp):**	39.85	**Water Column(ft):**	25.49	**Liters in Well:**	15.75
Depth to Product (ft-bmp):	--	**Pump Intake Depth(ft-bmp):**	35	**Purge Method:**	Low Flow	**Purging Equipment:**	Dedicated Bladder
Purge Start Time:	08:54	**Total Volume Purged (liters):**	5	**Sample ID:**	YAT-YGWA-17S	**Sample Time:**	09:25
Purge End Time:	09:19	**Well Volumes Purged (total):**	0.32	**Replicate Type / Replicate ID:**	N/A	**Water Quality Meter/ ID:**	Aqua Troll 600 Sonde / 1022231
Scope of work completed?	Yes						

Time	Total Elapsed (min)	Flow Rate	Flow Rate Unit	Depth to Water (ft)	pH (S.U.)	Specific Conductivity (µS/cm)	Turbidity (NTU)	Dissolved Oxygen (mg/L)	Temp. (°C)	Redox (mV)
8:54	0	200	mL/min	14.38	6.53	100.54	2.93	3.7	15.49	129.26
8:59	5	200	mL/min	14.90	6.95	99.05	1.92	2.85	16.64	109.22
9:04	10	200	mL/min	14.94	7.26	98.17	0.94	2.45	16.55	88.21
9:09	15	200	mL/min	14.94	7.44	98.06	1.56	2.4	16.6	79.29
9:14	20	200	mL/min	14.92	7.51	98.12	1.22	2.41	16.66	75.32
9:19	25	200	mL/min	14.95	7.52	98.56	0.86	2.41	16.65	71.48

Constituent Sampled	Container	Number	Volume	Preservative
Anions (E300.0)	HDPE Plastic	1	250 mL	None
GenChem (SM2540C)	HDPE Plastic	1	500 mL	None
Metals (SW6020)	HDPE Plastic	2	250 mL	HNO3
Radio (Other)	HDPE Plastic	2	1 L	HNO3

Comments: None

Well Information:

Well Labeled Properly: yes

Is Well in Good Condition? good

Issues:

Well Inspection Comments:

ft-bmp = feet below measuring point
in = inches
ft = feet
mL/min = milliliters per minute

uS/cm = microSiemens per centimeter
NTU = Nephelometric Turbidity Unit
mg/L = milligrams per liter
S.U = standard units
mS/cm = milliSiemens per centimeter

mV = millivolts
°F = degrees Fahrenheit
°C = degrees Celsius
gpm = gallons per minute
-- = Not applicable based on fields selected as "None"

Groundwater Sampling Form

Location ID:	YGWA-18I	**Date(s):**	2026-02-17	**Work Order(s):**		Semiannual GWM February 2026 AMA and AMA R6	
Client:	Georgia Power	**Facility:**	Plant Yates	**Facility Location:**	708 Dyer Rd, Newnan, GA, 30263, US	**Area:**	AMA AP-3, A, B and B
Weather:	CLEAR, T:59.18 °F, rH:70%, Clouds: 0%, Wind:3.44mph E-NE			**Field Technician:**		Jake Swanson, Jessica Ware	
Measuring Pt. Description:	Top of Inner Casing	**Screen Setting (ft-bgs):**	67-77	**Casing Diameter (in):**	2	**Well Casing Material:**	PVC
Static Water Level (ft-bmp):	26.09	**Total Depth (ft-bmp):**	79.97	**Water Column(ft):**	53.88	**Liters in Well:**	33.29
Depth to Product (ft-bmp):	--	**Pump Intake Depth(ft-bmp):**	75	**Purge Method:**	Low Flow	**Purging Equipment:**	Dedicated Bladder
Purge Start Time:	11:16	**Total Volume Purged (liters):**	10	**Sample ID:**	YAT-YGWA-18I	**Sample Time:**	12:15
Purge End Time:	12:06	**Well Volumes Purged (total):**	0.30	**Replicate Type / Replicate ID:**	N/A	**Water Quality Meter/ ID:**	Aqua Troll 600 Sonde / 1022231
Scope of work completed?	Yes						

Time	Total Elapsed (min)	Flow Rate	Flow Rate Unit	Depth to Water (ft)	pH (S.U.)	Specific Conductivity (µS/cm)	Turbidity (NTU)	Dissolved Oxygen (mg/L)	Temp. (°C)	Redox (mV)
11:16	0	200	mL/min	26.06	7.82	101.61	6.17	7.49	14.97	103.79
11:21	5	200	mL/min	26.41	7.88	105.81	1.5	4.3	16.41	80.29
11:26	10	200	mL/min	26.48	7.9	105.95	0.7	4.25	16.51	81.99
11:31	15	200	mL/min	26.55	7.9	105.88	0.97	4.31	16.56	83.21
11:36	20	200	mL/min	26.57	7.84	105.55	1.13	4.39	16.57	86.89
11:41	25	200	mL/min	26.58	7.71	105.42	1.56	4.45	16.62	96.09
11:46	30	200	mL/min	26.57	7.56	105.53	1.43	4.48	16.69	105
11:51	35	200	mL/min	26.58	7.38	105.4	1.27	4.5	16.65	116.49
11:56	40	200	mL/min	26.58	7.26	105.32	1.73	4.53	16.66	123.66
12:01	45	200	mL/min	26.59	7.21	105.25	1.89	4.54	16.67	126.86
12:06	50	200	mL/min	26.56	7.17	105.23	1.48	4.55	16.65	130.38

Constituent Sampled	Container	Number	Volume	Preservative
Anions (E300.0)	HDPE Plastic	1	250 mL	None
GenChem (SM2540C)	HDPE Plastic	1	500 mL	None
Metals (SW6020)	HDPE Plastic	2	250 mL	HNO3
Radio (Other)	HDPE Plastic	2	1 L	HNO3

Comments: None

ft-bmp = feet below measuring point
in = inches
ft = feet
mL/min = milliliters per minute

uS/cm = microSiemens per centimeter
NTU = Nephelometric Turbidity Unit
mg/L = milligrams per liter
S.U = standard units
mS/cm = milliSiemens per centimeter

mV = millivolts
°F = degrees Fahrenheit
°C = degrees Celsius
gpm = gallons per minute
-- = Not applicable based on fields selected as "None"

Well Information:

Well Labeled Properly:	yes
Is Well in Good Condition?	good
Issues:	
Well Inspection Comments:	

ft-bmp = feet below measuring point
in = inches
ft = feet
mL/min = milliliters per minute

uS/cm = microSiemens per centimeter
NTU = Nephelometric Turbidity Unit
mg/L = milligrams per liter
S.U = standard units
mS/cm = milliSiemens per centimeter

mV = millivolts
°F = degrees Fahrenheit
°C = degrees Celsius
gpm = gallons per minute
-- = Not applicable based on fields selected as "None"

Groundwater Sampling Form

Location ID:	YGWA-18S	**Date(s):**	2026-02-17	**Work Order(s):**		Semiannual GWM February 2026 AMA and AMA R6	
Client:	Georgia Power	**Facility:**	Plant Yates	**Facility Location:**	708 Dyer Rd, Newnan, GA, 30263, US	**Area:**	AMA AP-3, A, B and B
Weather:	CLEAR, T:59.18 °F, rH:70%, Clouds: 0%, Wind:3.44mph E-NE			**Field Technician:**		Jake Swanson, Jessica Ware	
Measuring Pt. Description:	Top of Inner Casing	**Screen Setting (ft-bgs):**	26.7-36.7	**Casing Diameter (in):**	2	**Well Casing Material:**	PVC
Static Water Level (ft-bmp):	23.25	**Total Depth (ft-bmp):**	39.97	**Water Column(ft):**	16.72	**Liters in Well:**	10.33
Depth to Product (ft-bmp):	--	**Pump Intake Depth(ft-bmp):**	35	**Purge Method:**	Low Flow	**Purging Equipment:**	Dedicated Bladder
Purge Start Time:	10:06	**Total Volume Purged (liters):**	5	**Sample ID:**	YAT-YGWA-18S	**Sample Time:**	10:35
Purge End Time:	10:32	**Well Volumes Purged (total):**	0.48	**Replicate Type / Replicate ID:**	**Duplicate** / YAT-UGRD-FD-2	**Water Quality Meter/ ID:**	Aqua Troll 600 Sonde / 1022231
Scope of work completed?	Yes						

Time	Total Elapsed (min)	Flow Rate	Flow Rate Unit	Depth to Water (ft)	pH (S.U.)	Specific Conductivity (µS/cm)	Turbidity (NTU)	Dissolved Oxygen (mg/L)	Temp. (°C)	Redox (mV)
10:06	0	200	mL/min	23.26	7.21	51.93	8.41	7.32	15.3	87.77
10:11	5	200	mL/min	24.80	7.5	50.11	4.09	3.6	16.31	76.43
10:16	10	200	mL/min	25.24	7.47	50.3	2.05	3.34	16.31	89.06
10:21	15	200	mL/min	25.34	7.38	50.42	1.17	3.29	16.33	99.49
10:26	20	200	mL/min	25.38	7.47	50.87	1.67	3.29	16.33	101.14
10:31	25	200	mL/min	25.36	7.45	51.07	1.24	3.32	16.34	108.92
10:32	25	200	mL/min	25.36	7.38	51.1	1.24	3.32	16.38	113.82

Constituent Sampled	Container	Number	Volume	Preservative
Anions (E300.0)	HDPE Plastic	2	250 mL	None
GenChem (SM2540C)	HDPE Plastic	2	500 mL	None
Metals (SW6020)	HDPE Plastic	4	250 mL	HNO3
Radio (Other)	HDPE Plastic	4	1 L	HNO3

Comments: None

Well Information:

Well Labeled Properly: yes

Is Well in Good Condition? good

Issues:

Well Inspection Comments:

ft-bmp = feet below measuring point
in = inches
ft = feet
mL/min = milliliters per minute

uS/cm = microSiemens per centimeter
NTU = Nephelometric Turbidity Unit
mg/L = milligrams per liter
S.U = standard units
mS/cm = milliSiemens per centimeter

mV = millivolts
°F = degrees Fahrenheit
°C = degrees Celsius
gpm = gallons per minute
-- = Not applicable based on fields selected as "None"

Groundwater Sampling Form

Location ID:	YGWA-1D	**Date(s):**	2026-02-17	**Work Order(s):**		Semiannual GWM February 2026 AP-2	
Client:	Georgia Power	**Facility:**	Plant Yates	**Facility Location:**	708 Dyer Rd, Newnan, GA, 30263, US	**Area:**	AP-2
Weather:	CLEAR, T:59.38 °F, rH:71%, Clouds: 3%, Wind:4.92mph E-SE			**Field Technician:**		Perry Studebaker	
Measuring Pt. Description:	Top of Inner Casing	**Screen Setting (ft-bgs):**	76.5-126.5	**Casing Diameter (in):**	2	**Well Casing Material:**	PVC
Static Water Level (ft-bmp):	51.82	**Total Depth (ft-bmp):**	128.85	**Water Column(ft):**	77.03	**Liters in Well:**	47.59
Depth to Product (ft-bmp):	--	**Pump Intake Depth(ft-bmp):**	108	**Purge Method:**	Low Flow	**Purging Equipment:**	Dedicated Bladder
Purge Start Time:	12:00	**Total Volume Purged (liters):**	5	**Sample ID:**	YAT-YGWA-1D	**Sample Time:**	12:20
Purge End Time:	12:20	**Well Volumes Purged (total):**	0.11	**Replicate Type / Replicate ID:**	N/A	**Water Quality Meter/ ID:**	/ 963008, U95065X
Scope of work completed?	Yes						

Time	Total Elapsed (min)	Flow Rate	Flow Rate Unit	Depth to Water (ft)	pH (S.U.)	Specific Conductivity (µS/cm)	Turbidity (NTU)	Dissolved Oxygen (mg/L)	Temp. (°C)	Redox (mV)
12:00	0	250	mL/min	51.92	7.05	163.05	1.45	2.48	17.91	-123.9
12:05	5	250	mL/min	51.94	7.1	179.84	1.09	0.58	17.65	-123.24
12:10	10	250	mL/min	51.97	7.07	182.74	0.98	0.24	17.79	-123.81
12:15	15	250	mL/min	52.02	7.04	177.66	1.49	0.2	17.85	-109.57
12:20	20	250	mL/min	52.06	7.03	174.89	1.83	0.2	17.89	-93.53

Constituent Sampled	Container	Number	Volume	Preservative
Anions (E300.0)	HDPE Plastic	1	250 mL	None
GenChem (SM2540C)	HDPE Plastic	1	500 mL	None
Metals (SW6020)	HDPE Plastic	2	250 mL	HNO3
Radio (Other)	HDPE Plastic	2	1 L	HNO3

Comments: None

Well Information:

Well Labeled Properly: yes

Is Well in Good Condition? good

Issues:

Well Inspection Comments:

ft-bmp = feet below measuring point
in = inches
ft = feet
mL/min = milliliters per minute

uS/cm = microSiemens per centimeter
NTU = Nephelometric Turbidity Unit
mg/L = milligrams per liter
S.U = standard units
mS/cm = milliSiemens per centimeter

mV = millivolts
°F = degrees Fahrenheit
°C = degrees Celsius
gpm = gallons per minute
-- = Not applicable based on fields selected as "None"

Groundwater Sampling Form

Location ID:	YGWA-1I	**Date(s):**	2026-02-17	**Work Order(s):**		Semiannual GWM February 2026 AP-2	
Client:	Georgia Power	**Facility:**	Plant Yates	**Facility Location:**	708 Dyer Rd, Newnan, GA, 30263, US	**Area:**	AP-2
Weather:	CLEAR, T:59.38 °F, rH:71%, Clouds: 3%, Wind:4.92mph E-SE			**Field Technician:**		Perry Studebaker	
Measuring Pt. Description:	Top of Inner Casing	**Screen Setting (ft-bgs):**	41.3-51.3	**Casing Diameter (in):**	2	**Well Casing Material:**	PVC
Static Water Level (ft-bmp):	39.5	**Total Depth (ft-bmp):**	53.6	**Water Column(ft):**	14.1	**Liters in Well:**	8.71
Depth to Product (ft-bmp):	--	**Pump Intake Depth(ft-bmp):**	49	**Purge Method:**	Low Flow	**Purging Equipment:**	Dedicated Bladder
Purge Start Time:	09:40	**Total Volume Purged (liters):**	6	**Sample ID:**	YAT-YGWA-1I	**Sample Time:**	10:40
Purge End Time:	10:40	**Well Volumes Purged (total):**	0.69	**Replicate Type / Replicate ID:**	**Duplicate** / YAT-UGRD-FD-1	**Water Quality Meter/ ID:**	/ 963008, U95065X
Scope of work completed?	Yes						

Time	Total Elapsed (min)	Flow Rate	Flow Rate Unit	Depth to Water (ft)	pH (S.U.)	Specific Conductivity (µS/cm)	Turbidity (NTU)	Dissolved Oxygen (mg/L)	Temp. (°C)	Redox (mV)
9:40	0	100	mL/min	40.18	6.87	58.78	2.05	8.74	13.54	104.34
9:45	5	100	mL/min	40.57	6.44	88.51	1.3	4.12	13.91	-106.25
9:50	10	100	mL/min	40.95	6.19	79.23	1.83	2.95	14.37	-36
9:55	15	100	mL/min	41.26	6.1	72.23	2.23	3.27	14.4	22.49
10:00	20	100	mL/min	41.52	6.07	69.67	1	2.84	14.51	27.07
10:05	25	100	mL/min	41.72	6.06	65.81	1.04	3.01	14.71	39.32
10:10	30	100	mL/min	41.92	6.05	61.26	1.25	4.03	14.79	56.28
10:15	35	100	mL/min	42.10	6.07	58.63	0.79	4.72	14.94	72.52
10:20	40	100	mL/min	42.24	6.07	56.51	0.92	5.19	15.01	85.05
10:25	45	100	mL/min	42.37	6.08	55.46	0.9	5.44	14.96	94.73
10:30	50	100	mL/min	42.50	6.08	54.86	0.88	5.63	15.11	102.69
10:35	55	100	mL/min	42.61	6.08	54.45	0.92	5.72	15.22	107.96
10:40	60	100	mL/min	42.70	6.07	54.47	0.86	5.79	15.49	114.43

Constituent Sampled	Container	Number	Volume	Preservative
Anions (E300.0)	HDPE Plastic	2	250 mL	None
GenChem (SM2540C)	HDPE Plastic	2	500 mL	None
Metals (SW6020)	HDPE Plastic	4	250 mL	HNO3
Radio (Other)	HDPE Plastic	4	1 L	HNO3

Comments: None

ft-bmp = feet below measuring point
in = inches
ft = feet
mL/min = milliliters per minute

uS/cm = microSiemens per centimeter
NTU = Nephelometric Turbidity Unit
mg/L = milligrams per liter
S.U = standard units
mS/cm = milliSiemens per centimeter

mV = millivolts
°F = degrees Fahrenheit
°C = degrees Celsius
gpm = gallons per minute
-- = Not applicable based on fields selected as "None"

Well Information:

Well Labeled Properly:	yes
Is Well in Good Condition?	good
Issues:	
Well Inspection Comments:	

ft-bmp = feet below measuring point
in = inches
ft = feet
mL/min = milliliters per minute

uS/cm = microSiemens per centimeter
NTU = Nephelometric Turbidity Unit
mg/L = milligrams per liter
S.U = standard units
mS/cm = milliSiemens per centimeter

mV = millivolts
°F = degrees Fahrenheit
°C = degrees Celsius
gpm = gallons per minute
-- = Not applicable based on fields selected as "None"

Groundwater Sampling Form

Location ID:	YGWA-20S	**Date(s):**	2026-02-17	**Work Order(s):**		Semiannual GWM February 2026 AMA and AMA R6	
Client:	Georgia Power	**Facility:**	Plant Yates	**Facility Location:**	708 Dyer Rd, Newnan, GA, 30263, US	**Area:**	AMA AP-3, A, B and B
Weather:	CLEAR, T:54.05 °F, rH:79%, Clouds: 0%, Wind:5.75mph N-NE			**Field Technician:**		Jessica Ware	
Measuring Pt. Description:	Top of Inner Casing	**Screen Setting (ft-bgs):**	16.7-26.7	**Casing Diameter (in):**	2	**Well Casing Material:**	PVC
Static Water Level (ft-bmp):	12	**Total Depth (ft-bmp):**	29.52	**Water Column(ft):**	17.52	**Liters in Well:**	10.82
Depth to Product (ft-bmp):	--	**Pump Intake Depth(ft-bmp):**	24.5	**Purge Method:**	Low Flow	**Purging Equipment:**	Dedicated Bladder
Purge Start Time:	13:45	**Total Volume Purged (liters):**	4.25	**Sample ID:**	YAT-YGWA-20S	**Sample Time:**	14:18
Purge End Time:	14:17	**Well Volumes Purged (total):**	0.39	**Replicate Type / Replicate ID:**	N/A	**Water Quality Meter/ ID:**	Apera TN500,Aqua Troll 500 / 1270608, U132877X
Scope of work completed?	Yes						

Time	Total Elapsed (min)	Flow Rate	Flow Rate Unit	Depth to Water (ft)	pH (S.U.)	Specific Conductivity (µS/cm)	Turbidity (NTU)	Dissolved Oxygen (mg/L)	Temp. (°C)	Redox (mV)
13:45	0	200	mL/min	12.09	7.16	66.16	7.52	8.08	17.51	93.83
13:50	5	150	mL/min	12.87	5.79	67.93	12.73	7.2	16.83	160.27
13:55	10	100	mL/min	12.60	5.8	67.77	7.32	7.14	16.91	168.56
14:00	15	100	mL/min	12.63	5.76	67.79	5.78	7.13	16.93	176.52
14:05	20	100	mL/min	12.64	5.72	67.63	4.85	7.12	16.96	182.93
14:10	25	100	mL/min	12.65	5.75	67.48	4.55	7.09	16.95	185.11
14:15	30	100	mL/min	12.65	5.77	67.51	4.25	7.09	17.02	187.02

Constituent Sampled	Container	Number	Volume	Preservative
Anions (E300.0)	HDPE Plastic	1	250 mL	None
GenChem (SM2540C)	HDPE Plastic	1	500 mL	None
Metals (SW6020)	HDPE Plastic	2	250 mL	HNO3
Radio (Other)	HDPE Plastic	2	1 L	HNO3

Comments: None

Well Information:

Well Labeled Properly: yes

Is Well in Good Condition? good

Issues:

Well Inspection Comments:

ft-bmp = feet below measuring point
in = inches
ft = feet
mL/min = milliliters per minute

uS/cm = microSiemens per centimeter
NTU = Nephelometric Turbidity Unit
mg/L = milligrams per liter
S.U = standard units
mS/cm = milliSiemens per centimeter

mV = millivolts
°F = degrees Fahrenheit
°C = degrees Celsius
gpm = gallons per minute
-- = Not applicable based on fields selected as "None"

Groundwater Sampling Form

Location ID:	YGWA-21I	**Date(s):**	2026-02-17	**Work Order(s):**		Semiannual GWM February 2026 AMA and AMA R6	
Client:	Georgia Power	**Facility:**	Plant Yates	**Facility Location:**	708 Dyer Rd, Newnan, GA, 30263, US	**Area:**	AMA AP-3, A, B and B
Weather:	CLEAR, T:53.44 °F, rH:79%, Clouds: 0%, Wind:6.91mph N			**Field Technician:**		Jessica Ware	
Measuring Pt. Description:	Top of Inner Casing	**Screen Setting (ft-bgs):**	66.7-76.7	**Casing Diameter (in):**	2	**Well Casing Material:**	PVC
Static Water Level (ft-bmp):	33.78	**Total Depth (ft-bmp):**	79.9	**Water Column(ft):**	46.12	**Liters in Well:**	28.49
Depth to Product (ft-bmp):	--	**Pump Intake Depth(ft-bmp):**	75	**Purge Method:**	Low Flow	**Purging Equipment:**	Dedicated Bladder
Purge Start Time:	15:11	**Total Volume Purged (liters):**	6.25	**Sample ID:**	YAT-YGWA-21I	**Sample Time:**	16:04
Purge End Time:	16:03	**Well Volumes Purged (total):**	0.22	**Replicate Type / Replicate ID:**	N/A	**Water Quality Meter/ ID:**	Apera TN500,Aqua Troll 500 / 1270608, U132877X
Scope of work completed?	Yes						

Time	Total Elapsed (min)	Flow Rate	Flow Rate Unit	Depth to Water (ft)	pH (S.U.)	Specific Conductivity (µS/cm)	Turbidity (NTU)	Dissolved Oxygen (mg/L)	Temp. (°C)	Redox (mV)
15:11	0	150	mL/min	33.88	6.73	153.49	1.77	9.01	18.33	110.81
15:16	5	150	mL/min	36.28	6.49	169.61	3.93	1.52	17.68	-51.33
15:21	10	100	mL/min	36.14	6.63	184	3.23	0.62	17.48	-76.57
15:26	15	100	mL/min	36.55	6.69	186.41	2.54	0.36	17.44	-87.76
15:31	20	150	mL/min	37.20	6.63	177.67	1.47	0.3	17.38	-82.19
15:36	25	100	mL/min	37.30	6.61	174.36	0.91	0.35	17.83	-75.94
15:41	30	100	mL/min	37.52	6.62	171.28	1.69	0.35	17.67	-73.29
15:46	35	100	mL/min	37.69	6.63	171.34	0.97	0.34	17.59	-72.98
15:51	40	100	mL/min	37.94	6.64	171.07	1.48	0.42	17.66	-72.36
15:56	45	100	mL/min	38.03	6.66	171.79	0.87	0.45	18.08	-72.86
16:01	50	100	mL/min	38.05	6.69	171.98	0.9	0.44	17.78	-73.37

Constituent Sampled	Container	Number	Volume	Preservative
Anions (E300.0)	HDPE Plastic	1	250 mL	None
GenChem (SM2540C)	HDPE Plastic	1	500 mL	None
Metals (SW6020)	HDPE Plastic	2	250 mL	HNO3
Radio (Other)	HDPE Plastic	2	1 L	HNO3

Comments: None

ft-bmp = feet below measuring point
in = inches
ft = feet
mL/min = milliliters per minute

uS/cm = microSiemens per centimeter
NTU = Nephelometric Turbidity Unit
mg/L = milligrams per liter
S.U = standard units
mS/cm = milliSiemens per centimeter

mV = millivolts
°F = degrees Fahrenheit
°C = degrees Celsius
gpm = gallons per minute
-- = Not applicable based on fields selected as "None"

Well Information:

Well Labeled Properly:	yes
Is Well in Good Condition?	good
Issues:	
Well Inspection Comments:	

ft-bmp = feet below measuring point
in = inches
ft = feet
mL/min = milliliters per minute

uS/cm = microSiemens per centimeter
NTU = Nephelometric Turbidity Unit
mg/L = milligrams per liter
S.U = standard units
mS/cm = milliSiemens per centimeter

mV = millivolts
°F = degrees Fahrenheit
°C = degrees Celsius
gpm = gallons per minute
-- = Not applicable based on fields selected as "None"

Groundwater Sampling Form

Location ID:	YGWA-2I	**Date(s):**	2026-02-17	**Work Order(s):**		Semiannual GWM February 2026 AP-2	
Client:	Georgia Power	**Facility:**	Plant Yates	**Facility Location:**	708 Dyer Rd, Newnan, GA, 30263, US	**Area:**	AP-2
Weather:	CLEAR, T:59.38 °F, rH:71%, Clouds: 3%, Wind:4.92mph E-SE			**Field Technician:**		Perry Studebaker	
Measuring Pt. Description:	Top of Inner Casing	**Screen Setting (ft-bgs):**	53.45-802.8	**Casing Diameter (in):**	2	**Well Casing Material:**	PVC
Static Water Level (ft-bmp):	46.92	**Total Depth (ft-bmp):**	63.75	**Water Column(ft):**	14.58	**Liters in Well:**	9.01
Depth to Product (ft-bmp):	--	**Pump Intake Depth(ft-bmp):**	60	**Purge Method:**	Low Flow	**Purging Equipment:**	Dedicated Bladder
Purge Start Time:	13:55	**Total Volume Purged (liters):**	6.05	**Sample ID:**	YAT-YGWA-2I	**Sample Time:**	15:00
Purge End Time:	15:00	**Well Volumes Purged (total):**	0.67	**Replicate Type / Replicate ID:**	N/A	**Water Quality Meter/ ID:**	/ 963008, U95065X
Scope of work completed?	Yes						

Time	Total Elapsed (min)	Flow Rate	Flow Rate Unit	Depth to Water (ft)	pH (S.U.)	Specific Conductivity (µS/cm)	Turbidity (NTU)	Dissolved Oxygen (mg/L)	Temp. (°C)	Redox (mV)
13:55	0	100	mL/min	47.58	7.48	211.8	4.28	9.25	18.24	166.73
14:00	5	100	mL/min	48.23	7.24	231.51	0.97	4.38	18.57	-58.5
14:05	10	100	mL/min	48.93	7.27	241.56	0.88	1.93	18.55	-82.83
14:10	15	100	mL/min	49.62	7.21	241.71	0.94	1.56	18.4	-65.44
14:15	20	100	mL/min	50.30	7.14	242.35	0.75	1.27	18.69	-61.9
14:20	25	100	mL/min	50.95	7.12	239	1.22	1.3	18.72	-58.02
14:25	30	100	mL/min	51.61	7.16	230.15	1.07	2.01	18.88	-52.02
14:30	35	100	mL/min	52.25	7.16	225.23	1.1	2.55	18.31	-43.42
14:35	40	100	mL/min	52.89	7.17	222.26	0.51	2.86	18.39	-42.21
14:40	45	100	mL/min	53.52	7.19	218.55	0.58	3.1	18.52	-39.46
14:45	50	70	mL/min	54.07	7.21	217.08	0.46	3.29	18.38	-42.45
14:50	55	70	mL/min	54.50	7.23	216.61	0.46	3.39	19.22	-44.34
14:55	60	70	mL/min	54.70	7.24	215.93	0.53	3.48	19.3	-45.88
15:00	65	70	mL/min	54.79	7.25	215.39	0.45	3.58	19.07	-48.19

Constituent Sampled	Container	Number	Volume	Preservative
Anions (E300.0)	HDPE Plastic	1	250 mL	None
GenChem (SM2540C)	HDPE Plastic	1	500 mL	None
Metals (SW6020)	HDPE Plastic	2	250 mL	HNO3
Radio (Other)	HDPE Plastic	2	1 L	HNO3

Comments: Water level would not stabilize pumping 100ml/minute. Slowed pump down to 70ml/minute to stabilize during purge and sampling.

ft-bmp = feet below measuring point
in = inches
ft = feet
mL/min = milliliters per minute

uS/cm = microSiemens per centimeter
NTU = Nephelometric Turbidity Unit
mg/L = milligrams per liter
S.U = standard units
mS/cm = milliSiemens per centimeter

mV = millivolts
°F = degrees Fahrenheit
°C = degrees Celsius
gpm = gallons per minute
-- = Not applicable based on fields selected as "None"

Well Information:

Well Labeled Properly:	yes
Is Well in Good Condition?	good
Issues:	
Well Inspection Comments:	

ft-bmp = feet below measuring point
in = inches
ft = feet
mL/min = milliliters per minute

uS/cm = microSiemens per centimeter
NTU = Nephelometric Turbidity Unit
mg/L = milligrams per liter
S.U = standard units
mS/cm = milliSiemens per centimeter

mV = millivolts
°F = degrees Fahrenheit
°C = degrees Celsius
gpm = gallons per minute
-- = Not applicable based on fields selected as "None"

Groundwater Sampling Form

Location ID:	YGWA-30I	**Date(s):**	2026-02-17	**Work Order(s):**		Semiannual GWM February 2026 AP-2	
Client:	Georgia Power	**Facility:**	Plant Yates	**Facility Location:**	708 Dyer Rd, Newnan, GA, 30263, US	**Area:**	AP-2
Weather:	CLEAR, T:56.34 °F, rH:76%, Clouds: 3%, Wind:4.99mph E-SE			**Field Technician:**		David Prouty, Perry Studebaker	
Measuring Pt. Description:	Top of Inner Casing	**Screen Setting (ft-bgs):**	49.18-703.4	**Casing Diameter (in):**	2	**Well Casing Material:**	PVC
Static Water Level (ft-bmp):	44.59	**Total Depth (ft-bmp):**	59.48	**Water Column(ft):**	12.41	**Liters in Well:**	7.67
Depth to Product (ft-bmp):	--	**Pump Intake Depth(ft-bmp):**	54.5	**Purge Method:**	Low Flow	**Purging Equipment:**	Dedicated Bladder
Purge Start Time:	11:44	**Total Volume Purged (liters):**	2.66	**Sample ID:**	YAT-YGWA-30I	**Sample Time:**	12:15
Purge End Time:	12:13	**Well Volumes Purged (total):**	0.35	**Replicate Type / Replicate ID:**	N/A	**Water Quality Meter/ ID:**	Aqua Troll 600 Sonde,Hach 2100-Q / Aqua Troll 1027333, HACH 170506057939
Scope of work completed?	Yes						

Time	Total Elapsed (min)	Flow Rate	Flow Rate Unit	Depth to Water (ft)	pH (S.U.)	Specific Conductivity (µS/cm)	Turbidity (NTU)	Dissolved Oxygen (mg/L)	Temp. (°C)	Redox (mV)
11:44	0	100	mL/min	44.60	6.88	42.6	0.55	9.27	18.75	180.37
11:46	1	100	mL/min	44.60	6.63	39.05	0.55	8.76	18.74	181.8
11:51	6	100	mL/min	44.60	5.99	38.22	0.32	7.93	17.72	190.55
11:56	11	100	mL/min	44.60	5.78	38.01	0.18	7.56	17.5	195.93
12:01	16	100	mL/min	44.60	5.71	38.04	0.22	7.57	17.23	197.71
12:06	21	100	mL/min	44.60	5.65	37.89	0.26	7.51	17.62	195.02
12:11	26	100	mL/min	44.60	5.64	37.82	0.16	7.5	17.63	194.44

Constituent Sampled	Container	Number	Volume	Preservative
Anions (E300.0)	HDPE Plastic	1	250 mL	None
GenChem (SM2540C)	HDPE Plastic	1	500 mL	None
Metals (SW6020)	HDPE Plastic	2	250 mL	HNO3
Radio (Other)	HDPE Plastic	2	1 L	HNO3

Comments: None

Well Information:

Well Labeled Properly: yes

Is Well in Good Condition? good

Issues:

Well Inspection Comments:

ft-bmp = feet below measuring point
in = inches
ft = feet
mL/min = milliliters per minute

uS/cm = microSiemens per centimeter
NTU = Nephelometric Turbidity Unit
mg/L = milligrams per liter
S.U = standard units
mS/cm = milliSiemens per centimeter

mV = millivolts
°F = degrees Fahrenheit
°C = degrees Celsius
gpm = gallons per minute
-- = Not applicable based on fields selected as "None"

Groundwater Sampling Form

Location ID:	YGWA-39	**Date(s):**	2026-02-17	**Work Order(s):**		Semiannual GWM February 2026 AMA and AMA R6	
Client:	Georgia Power	**Facility:**	Plant Yates	**Facility Location:**	708 Dyer Rd, Newnan, GA, 30263, US	**Area:**	AMA R6 CCR Landfill
Weather:	CLEAR, T:63.1 °F, rH:63%, Clouds: 0%, Wind:5.75mph E-SE			**Field Technician:**		Jake Swanson, Perry Studebaker	
Measuring Pt. Description:	Top of Inner Casing	**Screen Setting (ft-bgs):**	55.5-65.5	**Casing Diameter (in):**	2	**Well Casing Material:**	PVC
Static Water Level (ft-bmp):	25.1	**Total Depth (ft-bmp):**	68.59	**Water Column(ft):**	43.49	**Liters in Well:**	26.87
Depth to Product (ft-bmp):	--	**Pump Intake Depth(ft-bmp):**	63	**Purge Method:**	Low Flow	**Purging Equipment:**	Dedicated Bladder
Purge Start Time:	13:22	**Total Volume Purged (liters):**	7	**Sample ID:**	YAT-YGWA-39	**Sample Time:**	14:05
Purge End Time:	13:57	**Well Volumes Purged (total):**	0.26	**Replicate Type / Replicate ID:**	N/A	**Water Quality Meter/ ID:**	/ 1022231
Scope of work completed?	Yes						

Time	Total Elapsed (min)	Flow Rate	Flow Rate Unit	Depth to Water (ft)	pH (S.U.)	Specific Conductivity (µS/cm)	Turbidity (NTU)	Dissolved Oxygen (mg/L)	Temp. (°C)	Redox (mV)
13:22	0	200	mL/min	25.04	6.5	388.12	4.95	0.89	18.55	28.83
13:27	5	200	mL/min	25.68	7.1	396.03	0.78	0.13	18.4	-44.64
13:32	10	200	mL/min	25.72	7.4	390.37	0.48	0.1	18.36	-61.51
13:37	15	200	mL/min	25.73	7.66	381.61	0.57	0.09	18.3	-73.09
13:42	20	200	mL/min	25.73	7.86	376.57	0.69	0.11	18.31	-80.02
13:47	25	200	mL/min	25.71	7.97	373.69	0.61	0.09	18.41	-82.47
13:52	30	200	mL/min	25.75	8.03	372.02	0.45	0.09	18.43	-81.68
13:57	35	200	mL/min	25.76	8.01	369.4	0.53	0.09	18.34	-78.74

Constituent Sampled	Container	Number	Volume	Preservative
Anions (E300.0)	HDPE Plastic	1	250 mL	None
GenChem (SM2540C)	HDPE Plastic	1	500 mL	None
Metals (SW6020)	HDPE Plastic	2	250 mL	HNO3
Radio (Other)	HDPE Plastic	2	1 L	HNO3

Comments: None

Well Information:

Well Labeled Properly: yes

Is Well in Good Condition? good

Issues:

Well Inspection Comments:

ft-bmp = feet below measuring point
in = inches
ft = feet
mL/min = milliliters per minute

uS/cm = microSiemens per centimeter
NTU = Nephelometric Turbidity Unit
mg/L = milligrams per liter
S.U = standard units
mS/cm = milliSiemens per centimeter

mV = millivolts
°F = degrees Fahrenheit
°C = degrees Celsius
gpm = gallons per minute
-- = Not applicable based on fields selected as "None"

Groundwater Sampling Form

Location ID:	YGWA-3D	**Date(s):**	2026-02-17	**Work Order(s):**		Semiannual GWM February 2026 AP-2	
Client:	Georgia Power	**Facility:**	Plant Yates	**Facility Location:**	708 Dyer Rd, Newnan, GA, 30263, US	**Area:**	AP-2
Weather:	CLEAR, T:49.01 °F, rH:90%, Clouds: 0%, Wind:5.75mph N			**Field Technician:**		Jake Swanson, Jessica Ware	
Measuring Pt. Description:	Top of Inner Casing	**Screen Setting (ft-bgs):**	83.88-662.9	**Casing Diameter (in):**	2	**Well Casing Material:**	PVC
Static Water Level (ft-bmp):	33.33	**Total Depth (ft-bmp):**	134.18	**Water Column(ft):**	98.17	**Liters in Well:**	60.65
Depth to Product (ft-bmp):	--	**Pump Intake Depth(ft-bmp):**	113	**Purge Method:**	Low Flow	**Purging Equipment:**	Dedicated Bladder
Purge Start Time:	16:13	**Total Volume Purged (liters):**	5	**Sample ID:**	YAT-YGWA-3D	**Sample Time:**	16:45
Purge End Time:	16:38	**Well Volumes Purged (total):**	0.08	**Replicate Type / Replicate ID:**	N/A	**Water Quality Meter/ ID:**	Aqua Troll 600 Sonde / 1022231
Scope of work completed?	Yes						

Time	Total Elapsed (min)	Flow Rate	Flow Rate Unit	Depth to Water (ft)	pH (S.U.)	Specific Conductivity (µS/cm)	Turbidity (NTU)	Dissolved Oxygen (mg/L)	Temp. (°C)	Redox (mV)
16:13	0	200	mL/min	33.36	7.86	211.89	2.11	8.92	17.56	282.21
16:18	5	200	mL/min	33.59	9.01	215.09	0.69	0.26	17.1	-217.07
16:23	10	200	mL/min	33.58	9.52	215.25	0.52	0.12	16.96	-253.69
16:28	15	200	mL/min	33.59	9.75	215.23	0.3	0.15	16.93	-274.98
16:33	20	200	mL/min	33.58	9.82	215.34	0.5	0.15	17.01	-282.89
16:38	25	200	mL/min	33.56	9.84	215.31	0.37	0.15	16.88	-285.02

Constituent Sampled	Container	Number	Volume	Preservative
Anions (E300.0)	HDPE Plastic	1	250 mL	None
GenChem (SM2540C)	HDPE Plastic	1	500 mL	None
Metals (SW6020)	HDPE Plastic	2	250 mL	HNO3
Radio (Other)	HDPE Plastic	2	1 L	HNO3

Comments: During purging unusually high PH was recorded informed Jessica Ware of readings

Well Information:

Well Labeled Properly: yes

Is Well in Good Condition? good

Issues:

Well Inspection Comments:

ft-bmp = feet below measuring point
in = inches
ft = feet
mL/min = milliliters per minute

uS/cm = microSiemens per centimeter
NTU = Nephelometric Turbidity Unit
mg/L = milligrams per liter
S.U = standard units
mS/cm = milliSiemens per centimeter

mV = millivolts
°F = degrees Fahrenheit
°C = degrees Celsius
gpm = gallons per minute
-- = Not applicable based on fields selected as "None"

Groundwater Sampling Form

Location ID:	YGWA-3I	**Date(s):**	2026-02-17	**Work Order(s):**		Semiannual GWM February 2026 AP-2	
Client:	Georgia Power	**Facility:**	Plant Yates	**Facility Location:**	708 Dyer Rd, Newnan, GA, 30263, US	**Area:**	AP-2
Weather:	CLEAR, T:49.01 °F, rH:90%, Clouds: 0%, Wind:5.75mph N			**Field Technician:**		Jessica Ware, Perry Studebaker	
Measuring Pt. Description:	Top of Inner Casing	**Screen Setting (ft-bgs):**	48.85-737.7	**Casing Diameter (in):**	2	**Well Casing Material:**	PVC
Static Water Level (ft-bmp):	52.29	**Total Depth (ft-bmp):**	59.05	**Water Column(ft):**	4.21	**Liters in Well:**	2.6
Depth to Product (ft-bmp):	--	**Pump Intake Depth(ft-bmp):**	54	**Purge Method:**	Low Flow	**Purging Equipment:**	Dedicated Bladder
Purge Start Time:	16:15	**Total Volume Purged (liters):**	10	**Sample ID:**	YAT-YGWA-3I	**Sample Time:**	16:55
Purge End Time:	16:55	**Well Volumes Purged (total):**	3.85	**Replicate Type / Replicate ID:**	N/A	**Water Quality Meter/ ID:**	Aqua Troll 600 Sonde,Hach 2100-Q / 963008, U95065X
Scope of work completed?	Yes						

Time	Total Elapsed (min)	Flow Rate	Flow Rate Unit	Depth to Water (ft)	pH (S.U.)	Specific Conductivity (µS/cm)	Turbidity (NTU)	Dissolved Oxygen (mg/L)	Temp. (°C)	Redox (mV)
16:15	0	250	mL/min	52.47	7.69	219.16	0.54	9.38	17.64	98.41
16:20	5	250	mL/min	52.71	7.57	284.12	0.76	3.89	17.39	103.92
16:25	10	250	mL/min	52.92	7.57	278.89	0.99	2.27	17.21	-24
16:30	15	250	mL/min	53.01	7.6	258.68	0.58	1.66	17.24	-82.69
16:35	20	250	mL/min	53.11	7.62	243.66	0.46	1.22	17.14	-100.94
16:40	25	250	mL/min	53.19	7.63	232.82	0.4	0.96	17.19	-110.34
16:45	30	250	mL/min	53.24	7.63	224.06	0.32	0.79	17.05	-115.49
16:50	35	250	mL/min	53.27	7.63	218.44	0.62	0.68	17.01	-119.3
16:55	40	250	mL/min	53.32	7.63	214.48	0.28	0.6	17.06	-121.41

Constituent Sampled	Container	Number	Volume	Preservative
Anions (E300.0)	HDPE Plastic	1	250 mL	None
GenChem (SM2540C)	HDPE Plastic	1	500 mL	None
Metals (SW6020)	HDPE Plastic	2	250 mL	HNO3
Radio (Other)	HDPE Plastic	2	1 L	HNO3

Comments: None

Well Information:

Well Labeled Properly: yes

Is Well in Good Condition? good

Issues:

Well Inspection Comments:

ft-bmp = feet below measuring point
in = inches
ft = feet
mL/min = milliliters per minute

uS/cm = microSiemens per centimeter
NTU = Nephelometric Turbidity Unit
mg/L = milligrams per liter
S.U = standard units
mS/cm = milliSiemens per centimeter

mV = millivolts
°F = degrees Fahrenheit
°C = degrees Celsius
gpm = gallons per minute
-- = Not applicable based on fields selected as "None"

Groundwater Sampling Form

Location ID:	YGWA-40	**Date(s):**	2026-02-17	**Work Order(s):**		Semiannual GWM February 2026 AMA and AMA R6	
Client:	Georgia Power	**Facility:**	Plant Yates	**Facility Location:**	708 Dyer Rd, Newnan, GA, 30263, US	**Area:**	AMA R6 CCR Landfill
Weather:	CLEAR, T:63.1 °F, rH:63%, Clouds: 0%, Wind:5.75mph E-SE			**Field Technician:**		Jake Swanson, Perry Studebaker	
Measuring Pt. Description:	Top of Inner Casing	**Screen Setting (ft-bgs):**	35.5-45.5	**Casing Diameter (in):**	2	**Well Casing Material:**	PVC
Static Water Level (ft-bmp):	28.56	**Total Depth (ft-bmp):**	48.23	**Water Column(ft):**	19.67	**Liters in Well:**	12.15
Depth to Product (ft-bmp):	--	**Pump Intake Depth(ft-bmp):**	42	**Purge Method:**	Low Flow	**Purging Equipment:**	Dedicated Bladder
Purge Start Time:	14:37	**Total Volume Purged (liters):**	6	**Sample ID:**	YAT-YGWA-40	**Sample Time:**	15:15
Purge End Time:	15:07	**Well Volumes Purged (total):**	0.49	**Replicate Type / Replicate ID:**	N/A	**Water Quality Meter/ ID:**	/ 1022231
Scope of work completed?	Yes						

Time	Total Elapsed (min)	Flow Rate	Flow Rate Unit	Depth to Water (ft)	pH (S.U.)	Specific Conductivity (µS/cm)	Turbidity (NTU)	Dissolved Oxygen (mg/L)	Temp. (°C)	Redox (mV)
14:37	0	200	mL/min	28.53	6.01	103.36	2.41	2.41	17.98	72.39
14:42	5	200	mL/min	29.42	6.96	105.76	0.8	0.73	17.66	290.09
14:47	10	200	mL/min	29.51	7.46	106.08	0.3	0.45	17.55	393.34
14:52	15	200	mL/min	29.52	7.74	106.1	0.24	0.29	17.5	409.01
14:57	20	200	mL/min	29.55	7.83	106.22	0.31	0.2	17.46	414.43
15:02	25	200	mL/min	29.56	7.86	106.28	0.19	0.15	17.41	418.43
15:07	30	200	mL/min	29.57	7.87	106.24	0.25	0.12	17.38	419.83

Constituent Sampled	Container	Number	Volume	Preservative
Anions (E300.0)	HDPE Plastic	1	250 mL	None
GenChem (SM2540C)	HDPE Plastic	1	500 mL	None
Metals (SW6020)	HDPE Plastic	2	250 mL	HNO3
Radio (Other)	HDPE Plastic	2	1 L	HNO3

Comments: None

Well Information:

Well Labeled Properly: yes

Is Well in Good Condition? good

Issues:

Well Inspection Comments:

ft-bmp = feet below measuring point
in = inches
ft = feet
mL/min = milliliters per minute

uS/cm = microSiemens per centimeter
NTU = Nephelometric Turbidity Unit
mg/L = milligrams per liter
S.U = standard units
mS/cm = milliSiemens per centimeter

mV = millivolts
°F = degrees Fahrenheit
°C = degrees Celsius
gpm = gallons per minute
-- = Not applicable based on fields selected as "None"

Groundwater Sampling Form

Location ID:	YGWA-47	**Date(s):**	2026-02-17	**Work Order(s):**		Semiannual GWM February 2026 AP-1	
Client:	Georgia Power	**Facility:**	Plant Yates	**Facility Location:**	708 Dyer Rd, Newnan, GA, 30263, US	**Area:**	AP-1
Weather:	CLEAR, T:51.82 °F, rH:89%, Clouds: 1%, Wind:3.98mph E-NE			**Field Technician:**		David Prouty, Perry Studebaker	
Measuring Pt. Description:	Top of Inner Casing	**Screen Setting (ft-bgs):**	46-56	**Casing Diameter (in):**	2	**Well Casing Material:**	PVC
Static Water Level (ft-bmp):	36.3	**Total Depth (ft-bmp):**	59.19	**Water Column(ft):**	22.89	**Liters in Well:**	14.14
Depth to Product (ft-bmp):	--	**Pump Intake Depth(ft-bmp):**	54	**Purge Method:**	Low Flow	**Purging Equipment:**	Dedicated Bladder
Purge Start Time:	14:26	**Total Volume Purged (liters):**	3	**Sample ID:**	YAT-YGWA-47	**Sample Time:**	15:00
Purge End Time:	14:58	**Well Volumes Purged (total):**	0.21	**Replicate Type / Replicate ID:**	N/A	**Water Quality Meter/ ID:**	Aqua Troll 600 Sonde,Hach 2100-Q / Aqua Troll 1027333, HACH 170506057939
Scope of work completed?	Yes						

Time	Total Elapsed (min)	Flow Rate	Flow Rate Unit	Depth to Water (ft)	pH (S.U.)	Specific Conductivity (µS/cm)	Turbidity (NTU)	Dissolved Oxygen (mg/L)	Temp. (°C)	Redox (mV)
14:26	0	100	mL/min	36.51	6.77	226.86	4.52	8.29	19.77	167.47
14:31	5	100	mL/min	36.52	5.55	215.49	2.22	3.85	19.41	169.28
14:36	10	100	mL/min	36.52	5.42	209.63	0.75	2.46	19.18	172.26
14:41	15	100	mL/min	36.52	5.33	209.45	0.37	2.32	19.21	177.45
14:46	20	100	mL/min	36.52	5.24	209.32	0.39	2.33	19.1	182.76
14:51	25	100	mL/min	36.52	5.19	209.25	0.2	2.24	19.13	185.2
14:56	30	100	mL/min	36.52	5.16	209.21	0.22	2.18	19.15	187.29

Constituent Sampled	Container	Number	Volume	Preservative
Anions (E300.0)	HDPE Plastic	1	250 mL	None
GenChem (SM2540C)	HDPE Plastic	1	500 mL	None
Metals (SW6020)	HDPE Plastic	2	250 mL	HNO3
Radio (Other)	HDPE Plastic	2	1 L	HNO3

Comments: None

Well Information:

Well Labeled Properly: yes

Is Well in Good Condition? good

Issues:

Well Inspection Comments:

ft-bmp = feet below measuring point
in = inches
ft = feet
mL/min = milliliters per minute

uS/cm = microSiemens per centimeter
NTU = Nephelometric Turbidity Unit
mg/L = milligrams per liter
S.U = standard units
mS/cm = milliSiemens per centimeter

mV = millivolts
°F = degrees Fahrenheit
°C = degrees Celsius
gpm = gallons per minute
-- = Not applicable based on fields selected as "None"

Groundwater Sampling Form

Location ID:	YGWA-4I	**Date(s):**	2026-02-17	**Work Order(s):**		Semiannual GWM February 2026 AMA and AMA R6	
Client:	Georgia Power	**Facility:**	Plant Yates	**Facility Location:**	708 Dyer Rd, Newnan, GA, 30263, US	**Area:**	AMA AP-3, A, B and B
Weather:	CLEAR, T:51.93 °F, rH:84%, Clouds: 0%, Wind:6.91mph N			**Field Technician:**		Jessica Ware	
Measuring Pt. Description:	Top of Inner Casing	**Screen Setting (ft-bgs):**	36.2-46.2	**Casing Diameter (in):**	2	**Well Casing Material:**	PVC
Static Water Level (ft-bmp):	25.7	**Total Depth (ft-bmp):**	48.81	**Water Column(ft):**	23.11	**Liters in Well:**	14.28
Depth to Product (ft-bmp):	--	**Pump Intake Depth(ft-bmp):**	45	**Purge Method:**	Low Flow	**Purging Equipment:**	Dedicated Bladder
Purge Start Time:	09:27	**Total Volume Purged (liters):**	3.6	**Sample ID:**	YAT-YGWA-4I	**Sample Time:**	09:55
Purge End Time:	09:54	**Well Volumes Purged (total):**	0.25	**Replicate Type / Replicate ID:**	N/A	**Water Quality Meter/ ID:**	Apera TN500,Aqua Troll 500 / 1270608, U132877X
Scope of work completed?	Yes						

Time	Total Elapsed (min)	Flow Rate	Flow Rate Unit	Depth to Water (ft)	pH (S.U.)	Specific Conductivity (µS/cm)	Turbidity (NTU)	Dissolved Oxygen (mg/L)	Temp. (°C)	Redox (mV)
9:27	0	200	mL/min	25.74	7.39	154.35	0.33	8.82	13.08	185.31
9:32	5	120	mL/min	26.78	6.17	159.04	0.21	2.68	14.98	180.69
9:37	10	100	mL/min	26.86	6.13	161.09	0.41	2.06	14.71	179.03
9:42	15	100	mL/min	26.91	6.11	161.96	0.2	1.73	14.76	176.79
9:47	20	100	mL/min	26.94	6.1	160.79	0.09	1.65	14.95	175.25
9:52	25	100	mL/min	26.92	6.11	159.96	0.43	1.8	14.39	175.02

Constituent Sampled	Container	Number	Volume	Preservative
Anions (E300.0)	HDPE Plastic	1	250 mL	None
GenChem (SM2540C)	HDPE Plastic	1	500 mL	None
Metals (SW6020)	HDPE Plastic	2	250 mL	HNO3
Radio (Other)	HDPE Plastic	2	1 L	HNO3

Comments: None

Well Information:

Well Labeled Properly: yes

Is Well in Good Condition? good

Issues:

Well Inspection Comments:

ft-bmp = feet below measuring point
in = inches
ft = feet
mL/min = milliliters per minute

uS/cm = microSiemens per centimeter
NTU = Nephelometric Turbidity Unit
mg/L = milligrams per liter
S.U = standard units
mS/cm = milliSiemens per centimeter

mV = millivolts
°F = degrees Fahrenheit
°C = degrees Celsius
gpm = gallons per minute
-- = Not applicable based on fields selected as "None"

Groundwater Sampling Form

Location ID:	YGWA-5D	**Date(s):**	2026-02-17	**Work Order(s):**		Semiannual GWM February 2026 AMA and AMA R6	
Client:	Georgia Power	**Facility:**	Plant Yates	**Facility Location:**	708 Dyer Rd, Newnan, GA, 30263, US	**Area:**	AMA AP-3, A, B and B
Weather:	CLEAR, T:51.37 °F, rH:84%, Clouds: 0%, Wind:6.91mph N			**Field Technician:**		Jessica Ware	
Measuring Pt. Description:	Top of Inner Casing	**Screen Setting (ft-bgs):**	76.2-126.2	**Casing Diameter (in):**	2	**Well Casing Material:**	PVC
Static Water Level (ft-bmp):	21.17	**Total Depth (ft-bmp):**	129.13	**Water Column(ft):**	107.96	**Gallons in Well:**	17.62
Depth to Product (ft-bmp):	--	**Pump Intake Depth(ft-bmp):**	124	**Purge Method:**	Low Flow	**Purging Equipment:**	Dedicated Bladder
Purge Start Time:	10:50	**Total Volume Purged (gallons):**	0.8	**Sample ID:**	YAT-YGWA-5D	**Sample Time:**	11:17
Purge End Time:	11:16	**Well Volumes Purged (total):**	0.05	**Replicate Type / Replicate ID:**	N/A	**Water Quality Meter/ ID:**	Apera TN500,Aqua Troll 500 / 1270608, U132877X
Scope of work completed?	Yes						

Time	Total Elapsed (min)	Flow Rate	Flow Rate Unit	Depth to Water (ft)	pH (S.U.)	Specific Conductivity (µS/cm)	Turbidity (NTU)	Dissolved Oxygen (mg/L)	Temp. (°C)	Redox (mV)
10:50	0	130	mL/min	21.32	7.09	226.3	1.36	8.89	14.25	128.11
10:55	5	100	mL/min	21.53	7.28	219.35	1.32	1.29	16.05	-215.24
11:00	10	100	mL/min	21.59	7.37	224.7	0.39	0.54	15.99	-234.73
11:05	15	100	mL/min	21.62	7.46	228.87	1.45	0.35	16.22	-240.63
11:10	20	100	mL/min	21.63	7.51	230.1	1.24	0.28	16.28	-245.69
11:15	25	100	mL/min	21.64	7.5	229.33	0.74	0.25	16.25	-246.49

Constituent Sampled	Container	Number	Volume	Preservative
Anions (E300.0)	HDPE Plastic	1	250 mL	None
GenChem (SM2540C)	HDPE Plastic	1	500 mL	None
Metals (SW6020)	HDPE Plastic	2	250 mL	HNO3
Radio (Other)	HDPE Plastic	2	1 L	HNO3

Comments: None

Well Information:

Well Labeled Properly: yes

Is Well in Good Condition? good

Issues:

Well Inspection Comments:

ft-bmp = feet below measuring point
in = inches
ft = feet
mL/min = milliliters per minute

uS/cm = microSiemens per centimeter
NTU = Nephelometric Turbidity Unit
mg/L = milligrams per liter
S.U = standard units
mS/cm = milliSiemens per centimeter

mV = millivolts
°F = degrees Fahrenheit
°C = degrees Celsius
gpm = gallons per minute
-- = Not applicable based on fields selected as "None"

Groundwater Sampling Form

Location ID:	YGWA-5I	**Date(s):**	2026-02-17	**Work Order(s):**		Semiannual GWM February 2026 AMA and AMA R6	
Client:	Georgia Power	**Facility:**	Plant Yates	**Facility Location:**	708 Dyer Rd, Newnan, GA, 30263, US	**Area:**	AMA AP-3, A, B and B
Weather:	CLEAR, T:51.37 °F, rH:84%, Clouds: 0%, Wind:6.91mph N			**Field Technician:**		Jessica Ware	
Measuring Pt. Description:	Top of Inner Casing	**Screen Setting (ft-bgs):**	46.2-56.2	**Casing Diameter (in):**	2	**Well Casing Material:**	PVC
Static Water Level (ft-bmp):	22.81	**Total Depth (ft-bmp):**	58.94	**Water Column(ft):**	36.13	**Liters in Well:**	22.32
Depth to Product (ft-bmp):	--	**Pump Intake Depth(ft-bmp):**	53	**Purge Method:**	Low Flow	**Purging Equipment:**	Dedicated Bladder
Purge Start Time:	12:02	**Total Volume Purged (liters):**	2.5	**Sample ID:**	YAT-YGWA-5I	**Sample Time:**	12:25
Purge End Time:	12:24	**Well Volumes Purged (total):**	0.11	**Replicate Type / Replicate ID:**	N/A	**Water Quality Meter/ ID:**	Apera TN500,Aqua Troll 500 / 1270608, U132877X
Scope of work completed?	Yes						

Time	Total Elapsed (min)	Flow Rate	Flow Rate Unit	Depth to Water (ft)	pH (S.U.)	Specific Conductivity (µS/cm)	Turbidity (NTU)	Dissolved Oxygen (mg/L)	Temp. (°C)	Redox (mV)
12:02	0	100	mL/min	22.82	7.32	109.49	3.81	9.37	15.7	-37.52
12:07	5	100	mL/min	23.96	5.71	96.36	2.41	5.97	16.71	59.74
12:12	10	100	mL/min	22.97	5.65	95.33	1.93	5.77	17.04	86.79
12:17	15	100	mL/min	22.96	5.7	95.21	2.2	5.74	17.01	98.85
12:22	20	100	mL/min	22.94	5.68	94.76	1.76	5.58	16.75	112.73

Constituent Sampled	Container	Number	Volume	Preservative
Anions (E300.0)	HDPE Plastic	1	250 mL	None
GenChem (SM2540C)	HDPE Plastic	1	500 mL	None
Metals (SW6020)	HDPE Plastic	2	250 mL	HNO3
Radio (Other)	HDPE Plastic	2	1 L	HNO3

Comments: None

Well Information:

Well Labeled Properly: yes

Is Well in Good Condition? good

Issues:

Well Inspection Comments:

ft-bmp = feet below measuring point
in = inches
ft = feet
mL/min = milliliters per minute

uS/cm = microSiemens per centimeter
NTU = Nephelometric Turbidity Unit
mg/L = milligrams per liter
S.U = standard units
mS/cm = milliSiemens per centimeter

mV = millivolts
°F = degrees Fahrenheit
°C = degrees Celsius
gpm = gallons per minute
-- = Not applicable based on fields selected as "None"

Appendix B

Analytical Laboratory and Data Validation Reports

Georgia Power Co. – Plant Yates

Data Review Report

Metals, General Chemistry, and Radium Analyses

SDGs #92845334 and 93845337

Analyses Performed By:
Pace Analytical Services – West Columbia, South Carolina
Pace Analytical Services – Asheville, North Carolina
Pace National – Mt. Juliet, Tennessee
Pace Analytical Services – Greensburg, Pennsylvania

Report #63839R
Review Level: Tier II
Project: 30113037.3E

Summary

This Data Review Report summarizes the review of Sample Delivery Groups (SDGs) #92845335 and 93845337 for samples collected in association with the Georgia Power Company – Plant Yates. The review was conducted as a Tier II evaluation and included review of data package completeness. Only analytical data associated with constituents of concern were reviewed for this validation. Field documentation was not included in this review. Included with this assessment are the chain of custody form and a table summarizing the data validation qualifiers. Analyses were performed on the following samples:

Sample ID	Lab ID	Matrix	Sample Collection Date	Parent Sample	Analysis		
					RAD	MET	GEN CHEM
YAT-YGWC-29IB	92845334001 92845337001	Water	2/18/2026		X	X	X
YAT-YGWC-26S	92845334002 92845337002	Water	2/18/2026		X	X	X
YAT-YGWC-26I	92845334003 92845337003	Water	2/18/2026		X	X	X
YAT-YGWC-27S	92845334004 92845337004	Water	2/18/2026		X	X	X
YAT-YGWC-27I	92845334005 92845337005	Water	2/18/2026		X	X	X
YAT-YGWC-28S	92845334006 92845337006	Water	2/19/2026		X	X	X
YAT-YGWC-28I	92845334007 92845337007	Water	2/19/2026		X	X	X
YAT-AP2-FD-1	92845334008 92845337008	Water	2/19/2026	YAT-YGWC-28I	X	X	X
YAT-AP2-EB-1	92845334010 92845337009	Water	2/19/2026		X	X	X
YAT-AP2-FB-1	92845334011 92845337010	Water	2/19/2026		X	X	X

Notes:

1. Metals and mercury analysis performed by Pace Analytical Services – West Columbia, South Carolina.
2. Alkalinity, total dissolved solids, and anions (chloride, fluoride, and sulfate) analysis performed by Pace Analytical Services – Asheville, North Carolina.
3. Lithium analysis performed by Pace National – Mt. Juliet, Tennessee.
4. Radium analysis performed by Pace Analytical Services – Greensburg, Pennsylvania.

Analytical Data Package Documentation

The table below evaluates the data package completeness.

Items Reviewed	Reported		Performance Acceptable		Not Required
	No	Yes	No	Yes	
1. Sample receipt condition		X		X	
2. Requested analyses and sample results		X		X	
3. Master tracking list		X		X	
4. Methods of analysis		X		X	
5. Reporting limits		X		X	
6. Sample collection date		X		X	
7. Laboratory sample received date		X		X	
8. Sample preservation verification (as applicable)		X		X	
9. Sample preparation/extraction/analysis dates		X		X	
10. Fully executed chain-of-custody form		X		X	
11. Narrative summary of QA or sample problems provided		X		X	
12. Data package completeness and compliance		X		X	

Note:
QA = quality assurance

Inorganic Analysis Introduction

Analyses were performed according to United States Environmental Protection Agency (USEPA) SW-846 Methods 6020B, 7470A, 9315, and 9320; Standard Methods (SM) 2320B and 2540C; and USEPA Method 300.0. Data were reviewed in accordance with USEPA Region IV Data Validation Standard Operating Procedures for Contract Laboratory Program Inorganic Data by Inductively Coupled Plasma–Atomic Emission Spectroscopy and Inductively Coupled Plasma–Mass Spectroscopy (September 2011, Rev. 2), USEPA Region IV Data Validation Standard Operating Procedures for Contract Laboratory Program Mercury Data by Cold Vapor Atomic Absorption (September 2011, Rev. 2), and the USEPA National Functional Guidelines for Inorganic Superfund Methods Data Review, EPA 542-R-20-006, November 2020 (with reference to the historical USEPA Contract Laboratory Program National Functional Guidelines for Inorganic Data Review, OSWER 9240.1-45, October 2004, as appropriate).

The data review process is an evaluation of data on a technical basis rather than a determination of contract compliance. As such, the standards against which the data are being weighed may differ from those specified in the analytical method. It is assumed that the data package represents the best efforts of the laboratory and that it was already subjected to adequate and sufficient quality review prior to submission.

During the review process, laboratory qualified and unqualified data are verified against the supporting documentation. Based on this evaluation, qualifier codes may be added, deleted, or modified by the data reviewer. Results are qualified with the following codes in accordance with the USEPA National Functional Guidelines:

- Concentration (C) Qualifiers
  - U The analyte was analyzed for but not detected. The associated value is the analyte instrument detection limit.
  - J The reported value was obtained from a reading less than the reporting limit (RL), but greater than or equal to the method detection limit (MDL).
- Quantitation (Q) Qualifiers
  - E The reported value is estimated due to the presence of interference.
  - N Spiked sample recovery is not within control limits.
  - * Duplicate analysis is not within control limits.
- Validation Qualifiers
  - J The analyte was positively identified; however, the associated numerical value is an estimated concentration only.
  - UJ The analyte was not detected above the reporting limit. However, the reported limit is approximate and may or may not represent the actual limit of detection.
  - UB Analyte considered non-detect at the listed value due to associated blank contamination.
  - R The sample results are rejected.

Two facts should be noted by all data users. First, the “R” flag means that the associated value is unusable. In other words, due to significant quality control (QC) problems, the analysis is invalid and provides no information as to whether the compound is present or not. “R” values should not appear on data tables because they cannot be relied upon, even as a last resort. The second fact to keep in mind is that no compound concentration, even if it has passed all QC tests, is guaranteed to be accurate. Strict QC serves to increase confidence in data but any value potentially contains error.

Metals Analyses

1. Holding Times

The specified holding times for the following methods are presented in the following table.

Method	Matrix	Holding Time	Preservation
SW-846 6020B	Water	180 days from collection to analysis	Cool to <6°C; preserved to a pH of less than 2 s.u.
SW-846 7470A	Water	28 days from collection to analysis	Cool to <6°C; preserved to a pH of less than 2 s.u.

Note:
s.u. = standard units

All samples were analyzed within the specified holding times.

2. Blank Contamination

Quality assurance (QA) blanks (i.e., method and rinse blanks) are prepared to identify any contamination which may have been introduced into the samples during sample preparation or field activity. Method blanks measure laboratory contamination. Rinse blanks measure contamination of samples during field operations.

A blank action level (BAL) of five times the concentration of a detected compound in an associated blank is calculated for QA blanks containing concentrations greater than the method detection limit (MDL). The BAL is compared to the associated sample results to determine the appropriate qualification of the sample results, if needed.

All compounds associated with the QA blanks exhibited a concentration less than the MDL, with the exception of the compounds listed in the following table. Sample results less than the BAL associated with the following sample locations were qualified as listed in the following table.

Sample Locations	Analytes	Sample Result	Qualification
YAT-YGWC-29IB YAT-YGWC-26S YAT-YGWC-26I YAT-YGWC-28S YAT-AP2-FD-1	Chromium (EB, FB)	Detected sample results <RL and <BAL	“UB” at RL

Notes:
EB = Equipment blank
FB = Field blank
RL = Reporting limit

3. Matrix Spike/Matrix Spike Duplicate (MS/MSD)/Laboratory Duplicate Analysis

MS/MSD and laboratory duplicate data are used to assess the precision and accuracy of the analytical method.

3.1 MS/MSD Analysis

All metal analytes must exhibit a percent recovery within the established acceptance limits of 75% to 125%. The MS recovery control limits do not apply for MS performed on sample locations where the analyte's concentration detected in the parent sample exceeds the MS concentration by a factor of four or greater.

The MS/MSD analysis performed using sample YAT-AP2-FD-1 in association with lithium by method SW-846 6020B analysis exhibited recoveries within the control limits.

The MS/MSD analysis performed using sample YAT-YGWC-26I in association with method SW-846 7470A analysis exhibited recoveries within the control limits.

MS/MSD analysis was not performed using a sample from this SDG in association with method SW-846 6020B analysis.

3.2 Laboratory Duplicate Analysis

The laboratory duplicate relative percent difference (RPD) criterion is applied when parent and duplicate sample concentrations are greater than or equal to 5 times the RL. A control limit of 20% for water matrices is applied when the criteria above is true. In the instance when the parent and/or duplicate sample concentrations are less than or equal to 5 times the RL, a control limit of one times the RL is applied for water matrices.

MS/MSD analysis was performed in replacement of the laboratory duplicate analysis in association with lithium by SW-846 6020B and SW-846 7470A. The MS/MSD recoveries exhibited acceptable RPDs.

Laboratory duplicate or MS/MSD analysis was not performed using a sample from this SDG in association with method SW-846 6020B analysis.

4. Field Duplicate Analysis

Field duplicate analysis is used to assess the overall precision of the field sampling procedures and analytical method. A control limit of 35% for water matrices is applied to the RPD between the parent sample and the field duplicate. In the instance when the parent and/or duplicate sample concentrations are less than or equal to 5 times the RL, a control limit of two times the RL is applied for water matrices.

Results for duplicate samples are summarized in the following table.

Sample ID/Duplicate ID	Analyte	Sample Result	Duplicate Result	RPD
YAT-YGWC-28I / YAT-AP2-FD-1	Lithium	0.00679	0.00627	AC
	Barium	0.063	0.064	1.6%
	Boron	2.1	2.2	4.7%
	Cadmium	0.00016 J	0.00016 J	AC
	Calcium	32.6	33.4	2.4%
	Cobalt	0.00014 J	0.00015 J	AC
	Magnesium	18.6	18.4	1.1%
	Potassium	6.1	6.4	4.8%
	Sodium	9.8	9.7	1.0%

Note:
AC = Acceptable

The differences in the results between the parent sample YAT-YGWC-28I and field duplicate sample YAT-AP2-FD-1 were acceptable.

5. Laboratory Control Sample (LCS) Analysis

The LCS analysis is used to assess the accuracy of the analytical method independent of matrix interferences. The analytes associated with the LCS analysis must exhibit a percent recovery between the control limits of 80% and 120%.

The LCS analysis exhibited recoveries within the control limits.

6. System Performance and Overall Assessment

Overall system performance was acceptable. Other than for those deviations specifically mentioned in this review, the overall data quality is within the guidelines specified in the method.

Data Validation Checklist for Metals

METALS: SW-846 6020B/7470A	Reported		Performance Acceptable		Not Required
	No	Yes	No	Yes	
Inductively Coupled Plasma-Mass Spectrometry (ICP-MS) Atomic Absorption – Manual Cold Vapor (CV)					
Tier II Validation					
Holding Times		X		X	
Reporting limits (units)		X		X	
Blanks					
A. Method Blanks		X		X	
B. Equipment/Field Blanks		X	X		
Laboratory Control Sample (LCS) %R		X		X	
Matrix Spike (MS) %R		X		X	
Matrix Spike Duplicate (MSD) %R		X		X	
MS/MSD Precision (RPD)		X		X	
Laboratory Duplicate (RPD)	X				X
Field Duplicate (RPD)		X		X	

Notes:

%R Percent recovery

RPD Relative percent difference

General Chemistry Analyses

1. Holding Times

The specified holding times for the following methods are presented in the following table.

Method	Matrix	Holding Time	Preservation
Alkalinity by SM2320B	Water	14 days from collection to analysis	Cool to <6°C
Total Dissolved Solids (TDS) by SM2540C	Water	7 days from collection to analysis	Cool to <6°C
Chloride, Fluoride, and Sulfate by USEPA 300.0	Water	28 days from collection to analysis	Cool to <6°C

All samples were analyzed within the specified holding times.

2. Blank Contamination

Quality assurance (QA) blanks (i.e., method and rinse blanks) are prepared to identify any contamination which may have been introduced into the samples during sample preparation or field activity. Method blanks measure laboratory contamination. Rinse blanks measure contamination of samples during field operations.

A blank action level (BAL) of five times the concentration of a detected compound in an associated blank is calculated for QA blanks containing concentrations greater than the method detection limit (MDL). The BAL is compared to the associated sample results to determine the appropriate qualification of the sample results, if needed.

Analytes were not detected above the MDL in the associated blanks; therefore, detected sample results were not associated with blank contamination.

3. Matrix Spike/Matrix Spike Duplicate (MS/MSD)/Laboratory Duplicate Analysis

MS/MSD and laboratory duplicate data are used to assess the precision and accuracy of the analytical method.

3.1 MS/MSD Analysis

All analytes must exhibit a percent recovery within the established acceptance limits of 75% to 125%. The MS/MSD recovery control limits do not apply for MS/MSD performed on sample locations where the analyte's concentration detected in the parent sample exceeds the MS/MSD concentration by a factor of four or greater. In instance where this is true, the data will not be qualified even if the percent recovery does not meet the control limits and the laboratory flag will be removed.

The MS/MSD analysis performed using samples YAT-YGWC-27S and YAT-YGWC-27I in association with alkalinity analysis exhibited recoveries within the control limits.

The MS/MSD analysis performed in association with samples YAT-YGWC-26S, YAT-YGWC-26I, and YAT-YGWC-28S in association with anions analysis exhibited recoveries within control limits with the exception presented in the table below.

Sample Location	Analyte	MS Recovery	MSD Recovery
YAT-YGWC-26S	Sulfate	72%	70%
YAT-YGWC-26I	Sulfate	74%	71%

The criteria used to evaluate MS/MSD recoveries are presented in the following table. In the case of an MS/MSD deviation, the sample results are qualified. The qualifications are applied to the parent sample results in association with alkalinity analysis.

Control limit	Sample Result	Qualification
MS/MSD percent recovery 30% to 74%	Non-detect	UJ
	Detect	J
MS/MSD percent recovery <30%	Non-detect	R
	Detect	J
MS/MSD percent recovery >125%	Non-detect	No Action
	Detect	J

3.2 Laboratory Duplicate Analysis

The laboratory duplicate relative percent difference (RPD) criterion is applied when parent and duplicate sample concentrations are greater than or equal to 5 times the RL. A control limit of 20% for water matrices is applied when the criteria above is true. In the instance when the parent and/or duplicate sample concentrations are less than or equal to 5 times the RL, a control limit of one times the RL is applied for water matrices.

MS/MSD analysis was performed in replacement of the laboratory duplicate analysis in association with alkalinity and anions analysis. The MS/MSD recoveries exhibited acceptable RPDs.

Laboratory duplicate analysis was not performed using a sample from this SDG in association with TDS analysis.

4. Field Duplicate Analysis

Field duplicate analysis is used to assess the overall precision of the field sampling procedures and analytical method. A control limit of 35% for water matrices is applied to the RPD between the parent sample and the field duplicate. In the instance when the parent and/or duplicate sample concentrations are less than or equal to 5 times the RL, a control limit of two times the RL is applied for water matrices.

Results for duplicate samples are summarized in the following table.

Sample ID/Duplicate ID	Analyte	Sample Result	Duplicate Result	RPD
YAT-YGWC-28I / YAT-AP2-FD-1	Alkalinity, Bicarbonate (CaCO3)	158	154	2.6%
	Alkalinity, Total as CaCO3	158	154	2.6%
	Total Dissolved Solids	200	209	4.4%
	Chloride	10.2	10.2	0.0%
	Fluoride	0.12	0.11	AC
	Sulfate	10.2	10.2	0.0%

Note:
AC = Acceptable

The differences in the results between the parent sample YAT-YGWC-28I and field duplicate sample YAT-AP2-FD-1 were acceptable.

5. Laboratory Control Sample (LCS) Analysis

The LCS analysis is used to assess the accuracy of the analytical method independent of matrix interferences. The analytes associated with the LCS analysis must exhibit a percent recovery between the control limits of 80% and 120%.

The LCS analysis exhibited recoveries within the control limits.

6. System Performance and Overall Assessment

Overall system performance was acceptable. Other than for those deviations specifically mentioned in this review, the overall data quality is within the guidelines specified in the method.

Data Validation Checklist for General Chemistry

General Chemistry: SM2320B, SM2540C, USEPA 300.0	Reported		Performance Acceptable		Not Required
	No	Yes	No	Yes	
Miscellaneous Instrumentation					
Tier II Validation					
Holding Times		X		X	
Reporting limits (units)		X		X	
Blanks					
A. Method Blanks		X		X	
B. Equipment/Field Blanks		X		X	
Laboratory Control Sample (LCS) %R		X		X	
Matrix Spike (MS) %R		X	X		
Matrix Spike Duplicate (MSD) %R		X	X		
MS/MSD Precision (RPD)		X		X	
Laboratory Duplicate (RPD)	X				X
Field Duplicate (RPD)		X		X	

Notes:

%R Percent recovery

RPD Relative percent difference

Radiological Analyses

1. Holding Times

The specified holding times for the following methods are presented in the following table.

Method	Matrix	Holding Time	Preservation
Radium-226 by SW-846 9315	Water	180 days from collection to analysis	Preserved to a pH of less than 2 s.u.
Radium-228 by SW-846 9320	Water	180 days from collection to analysis	Preserved to a pH of less than 2 s.u.

Note:
s.u. = standard units

All samples were analyzed within the specified holding times.

2. Blank Contamination

Quality assurance (QA) blanks (i.e., method and field/rinse blanks) are prepared to identify any contamination which may have been introduced into the samples during sample preparation or field activity. Method blanks measure laboratory contamination. Field/rinse blanks measure contamination of samples during field operations.

Blank results should be verified to be accurately reported and that tolerance limits (±2 sigma or standard deviation) were not exceeded; and blank results verified to be less than the minimum detectable concentration (MDC).

For blanks to be considered not applicable, verify net blank results are less than the associated uncertainty by evaluating the blank results based on the following three criteria. <u>If either of these criteria is true, the blank is considered not suspect of contamination (or non-detect).</u>

1. Is the blank result less than the uncertainty and less than the MDC?
2. Does the blank have an uncertainty greater than the result (or indistinguishable from background) or does the blank result fall between its uncertainty and its MDC?

If the blank QC results fall outside the appropriate tolerance limits or if the net blank results are not less than the associated uncertainty, the following equation for normalized absolute difference (NAD) should be used in determining the effect of possible blank contamination on the sample results:

$$Normalized\ \ absolute\ difference_{MethodBlank} = \frac{|\ Sample\ -\ Blank\ |}{\sqrt{(U_{Sample})^2 + (U_{Blank})^2}}$$

Where:

U_{Sample} = uncertainty of the sample

U_{Blank} = uncertainty of the blank

Sample = concentration of isotope in sample

Blank = concentration of isotope in blank

Normalized Absolute Difference	Qualification
> 2.58	None
1.96 > x < 2.58	J
x < 1.96	J*

Note:
* = Minimally the result should be qualified as estimated, J; however, if other quality indicators are deficient the validator may determine the result should be qualified as rejected, R

Radium-226 and Radium-228 were detected in the method blanks; however, the activity was measured as less than the uncertainty and MDC. Hence, the blank results are considered non-detect and no qualification of the results was required.

3. Matrix Spike (MS)/Laboratory Duplicate Analysis

MS and laboratory duplicate data are used to assess the precision and accuracy of the analytical method.

3.1 MS Analysis

MS samples are not typically analyzed for gamma spectral content due to the inability of the laboratory to homogenize spike material with the sample.

If performed, the spike analysis must exhibit a percent recovery within the control limits of 70% to 130%. The MS recovery control limits do not apply for MS performed on sample locations where the analyte's concentration detected in the parent sample exceeds the MS concentration by a factor of four or greater. In instance where this is true, the data will not be qualified even if the percent recovery does not meet the control limits.

In the event the recovery is outside of this limit, a numerical indicator to make assessments is calculated, with a limit of < ±3 sigma for either.

The numerical performance indicator for a matrix spike sample is calculated by:

$$Z_{MS} = \frac{x - x_0 - c}{\sqrt{u^2(x) + u^2(x_0) + u^2(c)}}$$

Where:

x = measured concentration of the spiked sample.

x_0 = measured concentration of the unspiked sample.

c = spike concentration added.

$u^2(x)$, $u^2(x0)$, $u^2(c)$ = the squares of the respective standard uncertainties of these values.

MS performance for all matrices is acceptable when the numerical performance indicator calculation yields a value between ±3 sigma. Warning limits have been established as ±2 sigma.

MS analysis was not performed using a sample from this SDG.

3.2 Laboratory Duplicate Analysis

Duplicate analyses are indicators of laboratory precision based on each sample matrix. For replicate analysis results to be considered in agreement the duplicate error ratio (DER) must be less than 2.13. In the event the DER is outside of the limit of 2.13, a numerical indicator to make assessments is calculated, with a limit of ±3 sigma or standard deviation.

The numerical performance indicator for laboratory duplicates is calculated by:

$$Z_{Dup} = \frac{x_1 - x_2}{\sqrt{u^2(x_1) + u^2(x_2)}}$$

Where:

x_1, x_2 = two measured activity concentrations.

$u^2(x_1)$, $u^2(x_2)$ = the combined standard uncertainty of each measurement squared.

Duplicate sample performance is acceptable when the numerical performance indicator calculation yields a value between ±3 sigma. Warning limits have been established as ±2 sigma.

Laboratory duplicate analysis was not performed using a sample from this SDG.

4. Field Duplicate Analysis

Field duplicate analysis is used to assess the overall precision of the field sampling procedures and analytical method. There are no specific review criteria for radiological field replicate analyses comparability. The degree of agreement between these replicates is to be used in conjunction with all of the remaining quality control results as an aid in the decision as to the overall quality of the data. Data are not to be qualified due to field replicates alone. To determine the level of agreement between the replicates, the following guidelines have been established:

Data should be considered in agreement if results are within a factor of four of each other. Data between a factor of four and five of each other should be considered as a minor discrepancy and data greater than a factor of five should be considered a major discrepancy.

The field duplicate sample results are summarized in the following table.

Sample ID/Duplicate ID	Analyte	Sample Result	Duplicate Result	RPD
YAT-YGWC-28I / YTC-AP2-FD-1	Radium-226	0.243 U ± 0.231	0.146 U ± 0.170	AC
	Radium-228	0.177 U ± 0.313	0.448 U ± 0.360	
	Total Radium	0.420 U ± 0.544	0.594 U ± 0.530	

Note:
AC = Acceptable

The results were below the MDC in the parent sample YAT-YGWA-28I and field duplicate sample YAT-AP2-FD-1.

5. Tracer or Carrier

Tracers and carriers are used in radiological separation methods to provide evaluation of chemical separation. Chemical yield is evaluated through the recovery of chemical species spiked into samples. Yield is evaluated radiometrically with a tracer and gravimetrically with a carrier. A control limit of 30% to 110% is applied to each sample spiked with either a carrier and/or a tracer.

The tracer and carrier analyses exhibited recoveries within the control limits.

6. Laboratory Control Sample/Laboratory Control Sample Duplicate (LCS/LCSD) Analysis

The LCS/LCSD analysis is used to assess the precision and accuracy of the analytical method independent of matrix interferences. The analytes associated with the LCS/LCSD analysis must exhibit a percent recovery between the control limits of 60% to 135%. In the event the recovery is outside of this limit, a numerical indicator to make assessments is calculated, with a limit of +/- 3 sigma.

The numerical performance indicator for a laboratory control sample is calculated by:

$$Z_{LCS} = \frac{x - c}{\sqrt{u^2(x) + u^2(c)}}$$

Where:

x = Analytical result of the LCS

c = Known concentration of the LCS

$u^2(x)$ = combined standard uncertainty of the result squared.

$u^2(c)$ = combined standard uncertainty of the LCS value squared.

LCS performance is acceptable when the numerical performance indicator calculation yields a value between ±3 sigma. Warning limits have been established as ±2 sigma.

The LCS/LCSD analysis exhibited recoveries within the control limits.

7. Isotope Identification

For sample results to be considered “non-detect”, evaluate data based on the following two criteria. <u>If either one of these criteria is true, the sample result is considered “non-detect”.</u>

1. Sample result is less than the uncertainty and less than the MDC/MDA; or
2. Sample has an uncertainty greater than the result (or indistinguishable from background) or result falls between its uncertainty and its MDC/MDA.

Based on the above criteria sample results were qualified as “U” by the laboratory as applicable.

8. System Performance and Overall Assessment

Overall system performance was acceptable. Other than for those deviations specifically mentioned in this review, the overall data quality is within the guidelines specified in the method.

Data Validation Checklist for Radiologicals

Radiologicals: SW-846 9315/9320	Reported		Performance Acceptable		Not Required
	No	Yes	No	Yes	
Miscellaneous Instrumentation					
Tier II Validation					
Holding Times		X		X	
Activity, +/- uncertainty, MDC/MDA		X		X	
Blanks					
A. Method Blanks		X		X	
B. Equipment/Field Blanks		X		X	
Carrier (Surrogate) %R		X		X	
Tracer (Surrogate) %R		X		X	
Laboratory Control Sample (LCS) %R		X		X	
Laboratory Control Sample Duplicate (LCSD) %R		X		X	
LCS/LCSD Precision (RPD)		X		X	
Matrix Spike (MS) %R	X				X
Matrix Spike Duplicate (MSD) %R	X				X
MS/MSD Precision (RPD)	X				X
Laboratory Duplicate (RPD)	X				X
Field Duplicate (RPD)		X		X	

Notes:

%R Percent recovery

RPD Relative percent difference

VALIDATION PERFORMED BY: Jennifer Singer

SIGNATURE: Jennifer A Singer

DATE: April 23, 2026

PEER REVIEW: Joseph C. Houser

DATE: April 28, 2026

Chain of Custody / Data Qualifier Summary Table

Pace® Location Requested (City/State):
Pace Analytical Charlotte
9800 Kincey Ave. Suite 100, Huntersville, NC 28078

CHAIN-OF-CUSTODY Analytical Request Document

Chain-of-Custody is a LEGAL DOCUMENT - Complete all relevant fields

LAB USE ONLY- Affix Workorder/Login Label Here

Scan QR Code for instructions

Company Name: Southern Company
Street Address: 241 Ralph McGill Blvd, Atlanta, GA 30308

Contact/Report To: Trey Singleton
Phone #: 205 346.3317
E-Mail: rosingle@southernco.com
Cc E-Mail: Arcadis contacts

Customer Project #: Task No. YAT-CCR-ASSMT-2026S1
Project Name: Georgia Power Yates
Site Collection Info/Facility ID (as applicable): YAT AP-2

Invoice To:
Invoice E-Mail:
Purchase Order # (if applicable): GPC82474-0002
Quote #:

Time Zone Collected: [ ] AK [ ] PT [ ] MT [ ] CT [X] ET

County / State origin of sample(s): Georgia

Data Deliverables:
[X] Level II [ ] Level III [ ] Level IV
[X] EQUIS
[ ] Other_____

Regulatory Program (DW, RCRA, etc.) as applicable:

Rush (Pre-approval required):
[ ] 2 Day [ ] 3 day [ ] 5 day [ ] Other_____

Date Results Requested:

DW PWSID # or WW Permit # as applicable:

Field Filtered (if applicable): [ ] Yes [X] No
Analysis:

Specify Container Size **: 3 | 3 | 2 | 1 | 3
Identify Container Preservative Type***: 2 | 1 | 1 | 2 | 1

**Container Size: (1) 1L, (2) 500mL, (3) 250m., (4) 125mL, (5) 100mL, (6) 40mL vial, (7) EnCore, (8) TerraCore, (9) Other

*** Preservative Types: (1) None, (2) HNO3, (3) H2SO4, (4) HCl, (5) NaOH, (6) Zn Acetate, (7) NaHSO4, (8) Sod. Thiosulfate, (9) Ascorbic Acid, (10) MeOH, (11) Other

Lab Use Only: Proj. Mgr: Bonnie Vang; AcctNum / Client ID:; Table #:; Profile / Template: 16561; Prelog / Bottle Ord. ID:

* Matrix Codes (Insert in Matrix box below): Drinking Water (DW), Ground Water (GW), Waste Water (WW), Product (P), Soil/Solid (SS), Oil (OL), Wipe (WP), Tissue (TS), Bioassay (B), Vapor (V), Other (OT), Surface Water (SW), Sediment (SED), Sludge (SL), Caulk

Customer Sample ID	Matrix *	Comp / Grab	Collected (or Composite Start) Date	Collected (or Composite Start) Time	Composite End Date	Composite End Time	Res. CL2	Number & Type of Containers Plastic	Number & Type of Containers Glass	App III/IV Metals + Na, K, Mg	Cl, F, SO4 (EPA 300.0)	TDS (SM 2540C)	RAD SW846 9315/8320	Alkalinity (SM2320B)	Sample Comment	Preservation non-conformance identified for sample.
YAT-YGWC-26S	WG	G						7		X	X	X	X	X	See Remarks	
YAT-YGWC-26I	WG	G						7		X	X	X	X	X	See Remarks	
YAT-YGWC-27S	WG	G						7		X	X	X	X	X	See Remarks	
YAT-YGWC-27I	WG	G						7		X	X	X	X	X	See Remarks	
YAT-YGWC-28S	WG	G						7		X	X	X	X	X	See Remarks	
YAT-YGWC-28I	WG	G						7		X	X	X	X	X	See Remarks	
YAT-AP2-FD-1	WG	G						7		X	X	X	X	X	See Remarks	
YAT-AP2-EB-1	WG	G						7		X	X	X	X	X	See Remarks	
YAT-AP2-FB-1	WG	G						7		X	X	X	X	X	See Remarks	
YAT-YGWC-29IB	WG	G	2/18/26	1700	—	—		7		X	X	X	X	X	See Remarks	

Customer Remarks / Special Conditions / Possible Hazards:
App III Metals: 6020B: B; 6010D: Ca
App IV: Metals 6020B: Sb, As, Ba, Be, Cd, Cr, Co, Pb, Li, Mo, Se, Tl; 7040A: Hg.
Additional metals (6010D): Na, K, Mg; For Alkalinity: report total, carbonate, and bicarbonate

Collected By:
Printed Name: (Arcadis) David Prouty
Signature (Arcadis):

Additional Instructions from Pace®:

Coolers: Thermometer ID: Correction Factor (°C): Obs. Temp. (°C) Corrected Temp. (°C)

Relinquished by/Company: (Signature)	Date/Time	Received by/Company: (Signature)	Date/Time
	2/19/26 0730	Ryan Brown / Arcadis	2/19/26 0730
Ryan Brown / Arcadis	2/19/26 0840	Ryan Williams / Pace	2/19/26 0840
Ryan Williams / Pace	2/19/26 1315		2/19/26 1315

Tracking Number:

Delivered by: [ ] In-Person [ ] Courier [ ] FedEX [ ] UPS [ ] Other

Page: of

Submitting a sample via this chain of custody constitutes acknowledgment and acceptance of the Pace® Terms and Conditions found at https://www.pacelabs.com/resource-library/resource/pace-terms-and-conditions/

ENV-FRM-CORQ-0019_v01_082123 ©

Pace® Location Requested (City/State):
Pace Analytical Charlotte
9800 Kincey Ave Suite 100, Huntersville, NC 28078

CHAIN-OF-CUSTODY Analytical Request Document

Chain-of-Custody is a LEGAL DOCUMENT - Complete all relevant fields

LAB USE ONLY- Affix Workorder/Login Label Here

Scan QR Code for instructions

Company Name:	Southern Company	Contact/Report To:	Trey Singleton
Street Address:	241 Ralph McGill Blvd, Atlanta, GA 30308	Phone #:	205.346.3317
		E-Mail:	rosingle@southernco.com
		Cc E-Mail:	Arcadis contacts
Customer Project #:	Task No. YAT-CCR-ASSMT-202651	Invoice To:	
Project Name:	Georgia Power Yates	Invoice E-Mail:	
Site Collection Info/Facility ID (as applicable): YAT AP-2		Purchase Order # (if applicable):	GPC82474-0002
		Quote #:	
Time Zone Collected: [ ] AK [ ] PT [ ] MT [X] CT [X] ET		County / State origin of sample(s):	Georgia
Data Deliverables: [X] Level II [ ] Level III [ ] Level IV [X] EQUIS [ ] Other_____		Regulatory Program (DW, RCRA, etc.) as applicable:	
		Rush (Pre-approval required): [ ] 2 Day [ ] 3 day [ ] 5 day [ ] Other_____ Date Results Requested:	DW PWSID # or WW Permit # as applicable: Field Filtered (if applicable): [ ] Yes [X] No Analysis:

Specify Container Size **: 3 3 2 1 3

**Container Size: (1) 1L, (2) 500mL, (3) 250mL, (4) 125mL, (5) 100mL, (6) 40mL vial, (7) EnCore, (8) TerraCore, (9) Other

Identify Container Preservative Type***: 2 1 1 2 1

*** Preservative Types: (1) None, (2) HNO3, (3) H2SO4, (4) HCl, (5) NaOH, (6) Zn Acetate, (7) NaHSO4, (8) Sod. Thiosulfate, (9) Ascorbic Acid, (10) MeOH, (11) Other

Analysis Requested

Lab Use Only: Proj. Mgr: Bonnie Vang; AcctNum / Client ID:; Table #:; Profile / Template: 16561; Prelog / Bottle Ord. ID:

* Matrix Codes (Insert in Matrix box below): Drinking Water (DW), Ground Water (GW), Waste Water (WW), Product (P), Soil/Solid (SS), Oil (OL), Wipe (WP), Tissue (TS), Bioassay (B), Vapor (V), Other (OT), Surface Water (SW),Sediment (SED), Sludge (SL), Caulk

Customer Sample ID	Matrix *	Comp / Grab	Collected (or Composite Start) Date	Collected (or Composite Start) Time	Composite End Date	Composite End Time	Res. CL2	Number & Type of Containers Plastic	Number & Type of Containers Glass	App III/IV Metals + Na, K, Mg	Cl, F, SO4 (EPA 300.0)	TDS (SM 2540C)	RAD SW846 9315/8320	Alkalinity (SM2320B)	Sample Comment	Preservation non-conformance identified for sample.
✓ YAT-YGWC-26S	WG	G	2/18/26	1315				7		X	X	X	X	X	See Remarks	
✓ YAT-YGWC-26I	WG	G	2/18/26	1435				7		X	X	X	X	X	See Remarks	
✓ YAT-YGWC-27S	WG	G	2/18/26	1605				7		X	X	X	X	X	See Remarks	
✓ YAT-YGWC-27I	WG	G	2/18/26	1700				7		X	X	X	X	X	See Remarks	
YAT-YGWC-28S	WG	G						7		X	X	X	X	X	See Remarks	
YAT-YGWC-28I	WG	G						7		X	X	X	X	X	See Remarks	
YAT-AP2-FD-1	WG	G						7		X	X	X	X	X	See Remarks	
YAT-AP2-EB-1	WG	G						7		X	X	X	X	X	See Remarks	
YAT-AP2-FB-1	WG	G						7		X	X	X	X	X	See Remarks	
YAT-YGWC-29IB	WG	G						7		X	X	X	X	X	See Remarks	

Customer Remarks / Special Conditions / Possible Hazards:
App III Metals: 6020B: B; 6010D: Ca
App IV: Metals 6020B: Sb, As, Ba, Be, Cd, Cr, Co, Pb, Li, Mo, Se, Tl; 7040A: Hg.
Additional metals (6010D): Na, K, Mg; For Alkalinity: report total, carbonate, and bicarbonate

Collected By:
Printed Name: (Arcadis) - Perry Studebaker
Signature: (Arcadis) - Perry Studebaker

Additional Instructions from Pace®:

Coolers: Thermometer ID: Correction Factor (°C): Obs. Temp. (°C) Corrected Temp. (°C)

Relinquished by/Company: (Signature)	Date/Time:	Received by/Company: (Signature)	Date/Time:
Perry Studebaker / Arcadis	2/19/26 0840	Lyan Williams / Pace	2/19/26 0840
Lyan Williams / Pace	2/19/26 1315	Charles Hale 2/19/26	1315

Tracking Number:

Delivered by: [ ] In-Person [ ] Courier [ ] FedEX [ ] UPS [ ] Other

Page: of

Submitting a sample via this chain of custody constitutes acknowledgment and acceptance of the Pace® Terms and Conditions found at https://www.pacelabs.com/resource-library/resource/pace-terms-and-conditions/

ENV-FRM-CORQ-0019_v01_082123

Pace® Location Requested (City/State):
Pace Analytical Charlotte
9800 Kincey Ave. Suite 100, Huntersville, NC 28078

CHAIN-OF-CUSTODY Analytical Request Document

Chain-of-Custody is a LEGAL DOCUMENT - Complete all relevant fields

LAB USE ONLY- Affix Workorder/Login Label Here

Scan QR Code for instructions

Company Name: Southern Company
Street Address: 241 Ralph McGill Blvd, Atlanta, GA 30308
Customer Project #: Task No. YAT-CCR-ASSMT-2026S1
Project Name: Georgia Power Yates
Site Collection Info/Facility ID (as applicable): YAT AP-2

Contact/Report To: Trey Singleton
Phone #: 205.346.3317
E-Mail: rosingle@southernco.com
Cc E-Mail: Arcadis contacts
Invoice To:
Invoice E-Mail:
Purchase Order # (If applicable): GPC82474-0002
Quote #:

Time Zone Collected: [ ] AK [ ] PT [ ] MT [X] CT [X] ET
County / State origin of sample(s): Georgia

Data Deliverables:
[X] Level II [ ] Level III [ ] Level IV
[X] EQUIS
[ ] Other_____

Regulatory Program (DW, RCRA, etc.) as applicable:
Rush (Pre-approval required): [ ] 2 Day [ ] 3 day [ ] 5 day [ ] Other_____
Date Results Requested:
DW PWSID # or WW Permit # as applicable:
Field Filtered (if applicable): [ ] Yes [X] No
Analysis:

* Matrix Codes (Insert in Matrix box below): Drinking Water (DW), Ground Water (GW), Waste Water (WW), Product (P), Soil/Solid (SS), Oil (OL), Wipe (WP), Tissue (TS), Bioassay (B), Vapor (V), Other (OT), Surface Water (SW),Sediment (SED), Sludge (SL), Caulk

Specify Container Size **: 3 3 2 1 3
Identify Container Preservative Type***: 2 1 1 2 1
Analysis Requested

**Container Size: (1) 1L, (2) 500mL, (3) 250mL, (4) 125mL, (5) 100mL, (6) 40mL vial, (7) EnCore, (8) TerraCore, (9) Other
*** Preservative Types: (1) None, (2) HNO3, (3) H2SO4, (4) HCl, (5) NaOH, (6) Zn Acetate, (7) NaHSO4, (8) Sod. Thiosulfate, (9) Ascorbic Acid, (10) MeOH, (11) Other

Lab Use Only: Proj. Mgr: Bonnie Vang; AcctNum / Client ID:; Table #:; Profile / Template: 16561; Prelog / Bottle Ord. ID:

Customer Sample ID	Matrix *	Comp / Grab	Collected (or Composite Start) Date	Time	Composite End Date	Time	Res. CL2	Number & Type of Containers Plastic	Glass	App III/IV Metals + Na, K, Mg	Cl, F, SO4 (EPA 300.0)	TDS (SM 2540C)	RAD SW846 9315/8320	Alkalinity (SM2320B)	Sample Comment	Preservation non-conformance identified for sample.
YAT-YGWC-26S	WG	G						7		X	X	X	X	X	See Remarks	
YAT-YGWC-26I	WG	G						7		X	X	X	X	X	See Remarks	
YAT-YGWC-27S	WG	G						7		X	X	X	X	X	See Remarks	
YAT-YGWC-27I	WG	G						7		X	X	X	X	X	See Remarks	
YAT-YGWC-28S	WG	G	2/19/26	1245				7		X	X	X	X	X	See Remarks	
YAT-YGWC-28I	WG	G	2/19/26	1055				7		X	X	X	X	X	See Remarks	
YAT-AP2-FD-1	WG	G	2/19/26					7		X	X	X	X	X	See Remarks	
YAT-AP2-EB-1	WG	G	2/19/26					7		X	X	X	X	X	See Remarks	
YAT-AP2-FB-1	WG	G	2/19/26					7		X	X	X	X	X	See Remarks	
YAT-YGWC-29IB	WG	G						7		X	X	X	X	X	See Remarks	

Customer Remarks / Special Conditions / Possible Hazards:
App III Metals: 6020B: B; 6010D: Ca
App IV: Metals 6020B: Sb, As, Ba, Be, Cd, Cr, Co, Pb, Li, Mo, Se, Tl; 7040A: Hg,
Additional metals (6010D): Na, K, Mg; For Alkalinity: report total, carbonate, and bicarbonate

Collected By:
Printed Name: (Arcadis) - Perry Studebaker
Signature: (Arcadis) -

Additional Instructions from Pace®:

# Coolers:	Thermometer ID:	Correction Factor (°C):	Obs. Temp. (°C)	Corrected Temp. (°C)

Relinquished by/Company: (Signature)	Date/Time:	Received by/Company: (Signature)	Date/Time:
Perry Studebaker / Arcadis	2/19/26 1730	[signature]	2/19/26 1730
[signature]	2/20/26 1230	[signature]	2/20/26 1230

Tracking Number:
Delivered by: [ ] In-Person [ ] Courier [ ] FedEX [ ] UPS [ ] Other

Submitting a sample via this chain of custody constitutes acknowledgment and acceptance of the Pace® Terms and Conditions found at https://www.pacelabs.com/resource-library/resource/pace-terms-and-conditions/

ENV-FRM-CORQ-0019_v01_082123

SDG	Sample ID	Method	Analyte	Result	Units	Validation Qualifier	Reason for Validation Qualifier
92845334	YAT-YGWC-26S	EPA 300.0	Sulfate	83.1	mg/L	J	MS %R, MSD %R
	YAT-YGWC-26I	EPA 300.0	Sulfate	83.9	mg/L	J	MS %R, MSD %R
	YAT-YGWC-29IB	SW846 6020B	Chromium	0.0050	mg/L	UB	Blank contamination
	YAT-YGWC-26S	SW846 6020B	Chromium	0.0050	mg/L	UB	Blank contamination
	YAT-YGWC-26I	SW846 6020B	Chromium	0.0050	mg/L	UB	Blank contamination
	YAT-YGWC-28S	SW846 6020B	Chromium	0.0050	mg/L	UB	Blank contamination
	YAT-AP2-FD-1	SW846 6020B	Chromium	0.0050	mg/L	UB	Blank contamination
92845337	No qualifiers assigned						

Abbreviations:

mg/L = milligrams per liter

Qualifiers:

J = estimated result

UB = not detected due to blank contamination

Pace Analytical Services, LLC
9800 Kincey Ave. Suite 100
Huntersville, NC 28078
(704)875-9092

April 01, 2026

Trey Singleton
Southern Company
241 Ralp McGill Blvd NE
Bin 10160
Atlanta, GA 30308

RE: Project: YAT-AP-2
Pace Project No.: 92845334

Dear Trey Singleton:

Enclosed are the analytical results for sample(s) received by the laboratory between February 19, 2026 and February 20, 2026. The results relate only to the samples included in this report. Results reported herein conform to the applicable TNI/NELAC Standards and the laboratory's Quality Manual, where applicable, unless otherwise noted in the body of the report.

The test results provided in this final report were generated by each of the following laboratories within the Pace Network:

- Pace National - Mt. Juliet
- Pace Analytical Services - Asheville
- Pace Analytical Services - West Columbia

If you have any questions concerning this report, please feel free to contact me.

Sincerely,

Bonnie Vang

Bonnie Vang
bonnie.vang@pacelabs.com
704-977-0968
Project Manager

Enclosures

cc: Geoffrey Gay, Arcadis-ATL
Laura Midkiff, Southern Company
Alex Simpson, Arcadis
Jessica Ware, Arcadis
Albert Zumbuhl, Arcadis

This report shall not be reproduced, except in full,
without the written consent of Pace Analytical Services, LLC.

Pace Analytical Services, LLC
9800 Kincey Ave. Suite 100
Huntersville, NC 28078
(704)875-9092

CERTIFICATIONS

Project: YAT-AP-2
Pace Project No.: 92845334

Pace Analytical Services National
12065 Lebanon Road, Mt. Juliet, TN 37122
Alabama Certification #: 40660
Alaska Certification 17-026
Arizona Certification #: AZ0612
Arkansas Certification #: 88-0469
California Certification #: 2932
Canada Certification #: 1461.01
Colorado Certification #: TN00003
Connecticut Certification #: PH-0197
DOD Certification: #1461.01
EPA# TN00003
Florida Certification #: E87487
Georgia DW Certification #: 923
Georgia Certification: NELAP
Idaho Certification #: TN00003
Illinois Certification #: 200008
Indiana Certification #: C-TN-01
Iowa Certification #: 364
Kansas Certification #: E-10277
Kentucky UST Certification #: 16
Kentucky Certification #: 90010
Louisiana Certification #: AI30792
Louisiana DW Certification #: LA180010
Maine Certification #: TN0002
Maryland Certification #: 324
Massachusetts Certification #: M-TN003
Michigan Certification #: 9958
Minnesota Certification #: 047-999-395
Mississippi Certification #: TN00003
Missouri Certification #: 340
Montana Certification #: CERT0086
Nebraska Certification #: NE-OS-15-05
Nevada Certification #: TN-03-2002-34
New Hampshire Certification #: 2975
New Jersey Certification #: TN002
New Mexico DW Certification
New York Certification #: 11742
North Carolina Aquatic Toxicity Certification #: 41
North Carolina Drinking Water Certification #: 21704
North Carolina Environmental Certificate #: 375
North Dakota Certification #: R-140
Ohio VAP Certification #: CL0069
Oklahoma Certification #: 9915
Oregon Certification #: TN200002
Pennsylvania Certification #: 68-02979
Rhode Island Certification #: LAO00356
South Carolina Certification #: 84004
South Dakota Certification
Tennessee DW/Chem/Micro Certification #: 2006
Texas Mold Certification #: LAB0152
Texas Certification #: T 104704245-17-14
USDA Soil Permit #: P330-15-00234
Utah Certification #: TN00003
Virginia Certification #: VT2006
Vermont Dept. of Health: ID# VT-2006
Virginia Certification #: 460132
Washington Certification #: C847
West Virginia Certification #: 233
Wisconsin Certification #: 998093910
Wyoming UST Certification #: via A2LA 2926.01
A2LA-ISO 17025 Certification #: 1461.01
A2LA-ISO 17025 Certification #: 1461.02
AIHA-LAP/LLC EMLAP Certification #:100789

Pace Analytical Services Asheville
2225 Riverside Drive, Asheville, NC 28804
Florida/NELAP Certification #: E87648
North Carolina Drinking Water Certification #: 37712
North Carolina Wastewater Certification #: 40
South Carolina Laboratory ID: 99030
South Carolina Certification #: 99030001
Virginia/VELAP Certification #: 460222

Pace Analytical Services West Columbia
106 Vantage Point Drive, West Columbia, SC 29172
Alaska Dept. of Energy Conservation, Cert# 20-002
California ELAP, cert# 3049
DoD, DoD QSM V5.4, cert# I.2224
DOE, DoD/DOE QSM V5.4, cert# I.2224.01
Florida, Dept. of Health, cert# E87653-70
Georgia, Env. Protection Division, cert# E87653
Illinois, EPA NELAP, cert# 2000552024-9
Kansas, Dept. of Health and Environment, cert# E-10417
Kentucky, Dept. for Env. Protection, UST, cert# 103582
Kentucky, Dept. for Env. Protection, cert# 98037
Louisiana, Dept. of Environmental Quality, cert# 5125
North Carolina, DEQ, Water Resources, cert# 329
New Jersey, Dept. of Env. Protection, cert# NLC 240005
Oklahoma, Dept. of Env. Quality, cert# 2023-175
Oregon, ELAP, cert# 4181-006
Pennsylvania, Dept. of Env. Protection, cert# 003
South Carolina, Dept. of Env. Services, cert# 32010001
Texas, Commission on Env. Quality, cert# TX-C24-00083
Virginia, Dept. of General Services, cert# 13080
Wisconsin, Dept. of Natural Resources, cert# 399136100

This report shall not be reproduced, except in full,
without the written consent of Pace Analytical Services, LLC.

Pace Analytical Services, LLC
9800 Kincey Ave. Suite 100
Huntersville, NC 28078
(704)875-9092

SAMPLE SUMMARY

Project: YAT-AP-2
Pace Project No.: 92845334

Lab ID	Sample ID	Matrix	Date Collected	Date Received
92845334001	**YAT-YGWC-29IB**	Water	02/18/26 17:00	02/19/26 13:15
92845334002	**YAT-YGWC-26S**	Water	02/18/26 13:15	02/19/26 13:15
92845334003	**YAT-YGWC-26I**	Water	02/18/26 14:35	02/19/26 13:15
92845334004	**YAT-YGWC-27S**	Water	02/18/26 16:05	02/19/26 13:15
92845334005	**YAT-YGWC-27I**	Water	02/18/26 17:00	02/19/26 13:15
92845334006	**YAT-YGWC-28S**	Water	02/19/26 12:45	02/20/26 12:30
92845334007	**YAT-YGWC-28I**	Water	02/19/26 10:55	02/20/26 12:30
92845334008	**YAT-AP2-FD-1**	Water	02/19/26 00:00	02/20/26 12:30
92845334010	**YAT-AP2-EB-1**	Water	02/19/26 00:00	02/20/26 12:30
92845334011	**YAT-AP2-FB-1**	Water	02/19/26 00:00	02/20/26 12:30

This report shall not be reproduced, except in full,
without the written consent of Pace Analytical Services, LLC.

Pace Analytical Services, LLC
9800 Kincey Ave. Suite 100
Huntersville, NC 28078
(704)875-9092

SAMPLE ANALYTE COUNT

Project: YAT-AP-2
Pace Project No.: 92845334

Lab ID	Sample ID	Method	Analysts	Analytes Reported	Laboratory
92845334001	**YAT-YGWC-29IB**	EPA 6020B	JPD	1	PAN
		SM 2320B-2021	MJP	3	PASI-A
		SM 2540C-2020	ACE	1	PASI-A
		EPA 300.0 Rev 2.1 1993	JCM	3	PASI-A
		EPA 6020B	BW, LNV	16	PASI-WC
		EPA 7470A	DH	1	PASI-WC
92845334002	**YAT-YGWC-26S**	EPA 6020B	JPD	1	PAN
		SM 2320B-2021	MJP	3	PASI-A
		SM 2540C-2020	ACE	1	PASI-A
		EPA 300.0 Rev 2.1 1993	JCM	3	PASI-A
		EPA 6020B	BW, LNV	16	PASI-WC
		EPA 7470A	DH	1	PASI-WC
92845334003	**YAT-YGWC-26I**	EPA 6020B	JPD	1	PAN
		SM 2320B-2021	MJP	3	PASI-A
		SM 2540C-2020	ACE	1	PASI-A
		EPA 300.0 Rev 2.1 1993	JCM	3	PASI-A
		EPA 6020B	BW, LNV	16	PASI-WC
		EPA 7470A	DH	1	PASI-WC
92845334004	**YAT-YGWC-27S**	EPA 6020B	JPD	1	PAN
		SM 2320B-2021	KDF1	3	PASI-A
		SM 2540C-2020	ACE	1	PASI-A
		EPA 300.0 Rev 2.1 1993	JCM	3	PASI-A
		EPA 6020B	BW, LNV	16	PASI-WC
		EPA 7470A	DH	1	PASI-WC
92845334005	**YAT-YGWC-27I**	EPA 6020B	JPD	1	PAN
		SM 2320B-2021	KDF1	3	PASI-A
		SM 2540C-2020	ACE	1	PASI-A
		EPA 300.0 Rev 2.1 1993	JCM	3	PASI-A
		EPA 6020B	BW, LNV	16	PASI-WC
		EPA 7470A	DH	1	PASI-WC
92845334006	**YAT-YGWC-28S**	EPA 6020B	JPD	1	PAN
		SM 2320B-2021	KDF1	3	PASI-A
		SM 2540C-2020	ACE	1	PASI-A
		EPA 300.0 Rev 2.1 1993	JCM	3	PASI-A
		EPA 6020B	ARB	16	PASI-WC
		EPA 7470A	DH	1	PASI-WC
92845334007	**YAT-YGWC-28I**	EPA 6020B	JPD	1	PAN

This report shall not be reproduced, except in full,
without the written consent of Pace Analytical Services, LLC.

Pace Analytical Services, LLC
9800 Kincey Ave. Suite 100
Huntersville, NC 28078
(704)875-9092

SAMPLE ANALYTE COUNT

Project: YAT-AP-2
Pace Project No.: 92845334

Lab ID	Sample ID	Method	Analysts	Analytes Reported	Laboratory
		SM 2320B-2021	KDF1	3	PASI-A
		SM 2540C-2020	ACE	1	PASI-A
		EPA 300.0 Rev 2.1 1993	JCM	3	PASI-A
		EPA 6020B	ARB	16	PASI-WC
		EPA 7470A	DH	1	PASI-WC
92845334008	**YAT-AP2-FD-1**	EPA 6020B	JPD	1	PAN
		SM 2320B-2021	KDF1	3	PASI-A
		SM 2540C-2020	ACE	1	PASI-A
		EPA 300.0 Rev 2.1 1993	JCM	3	PASI-A
		EPA 6020B	ARB	16	PASI-WC
		EPA 7470A	DH	1	PASI-WC
92845334010	**YAT-AP2-EB-1**	EPA 6020B	JPD	1	PAN
		SM 2320B-2021	KDF1	3	PASI-A
		SM 2540C-2020	ACE	1	PASI-A
		EPA 300.0 Rev 2.1 1993	JCM	3	PASI-A
		EPA 6020B	ARB	16	PASI-WC
		EPA 7470A	DH	1	PASI-WC
92845334011	**YAT-AP2-FB-1**	EPA 6020B	JPD	1	PAN
		SM 2320B-2021	KDF1	3	PASI-A
		SM 2540C-2020	ACE	1	PASI-A
		EPA 300.0 Rev 2.1 1993	JCM	3	PASI-A
		EPA 6020B	ARB, BW	16	PASI-WC
		EPA 7470A	DH	1	PASI-WC

PAN = Pace National - Mt. Juliet
PASI-A = Pace Analytical Services - Asheville
PASI-WC = Pace Analytical Services - West Columbia

This report shall not be reproduced, except in full,
without the written consent of Pace Analytical Services, LLC.

Pace Analytical Services, LLC
9800 Kincey Ave. Suite 100
Huntersville, NC 28078
(704)875-9092

SUMMARY OF DETECTION

Project: YAT-AP-2
Pace Project No.: 92845334

Lab Sample ID Method	Client Sample ID Parameters	Result	Units	Report Limit	Analyzed	Qualifiers
92845334001	**YAT-YGWC-29IB**					
EPA 6020B	Lithium	0.00510	mg/L	0.00200	02/27/26 12:52	
SM 2320B-2021	Alkalinity,Bicarbonate (CaCO3)	55.6	mg/L	5.0	03/04/26 02:02	
SM 2320B-2021	Alkalinity, Total as CaCO3	55.6	mg/L	5.0	03/04/26 02:02	
SM 2540C-2020	Total Dissolved Solids	159	mg/L	25.0	02/22/26 15:16	
EPA 300.0 Rev 2.1 1993	Chloride	8.8	mg/L	1.0	02/21/26 20:19	
EPA 300.0 Rev 2.1 1993	Fluoride	0.099J	mg/L	0.10	02/21/26 20:19	
EPA 300.0 Rev 2.1 1993	Sulfate	46.3	mg/L	1.0	02/21/26 20:19	
EPA 6020B	Barium	0.083	mg/L	0.0050	03/13/26 17:06	
EPA 6020B	Boron	0.94	mg/L	0.20	03/21/26 01:16	
EPA 6020B	Cadmium	0.00014J	mg/L	0.00050	03/13/26 17:06	
EPA 6020B	Calcium	11.9	mg/L	0.40	03/13/26 17:06	
EPA 6020B	Chromium	0.00034J	mg/L	0.0050	03/13/26 17:06	
EPA 6020B	Cobalt	0.0065	mg/L	0.0050	03/13/26 17:06	
EPA 6020B	Magnesium	12.3	mg/L	0.050	03/13/26 17:06	
EPA 6020B	Potassium	3.7	mg/L	0.40	03/13/26 17:06	
EPA 6020B	Sodium	16.9	mg/L	0.40	03/13/26 17:06	
92845334002	**YAT-YGWC-26S**					
SM 2320B-2021	Alkalinity,Bicarbonate (CaCO3)	16.4	mg/L	5.0	03/04/26 02:08	
SM 2320B-2021	Alkalinity, Total as CaCO3	16.4	mg/L	5.0	03/04/26 02:08	
SM 2540C-2020	Total Dissolved Solids	187	mg/L	25.0	02/22/26 15:16	
EPA 300.0 Rev 2.1 1993	Chloride	14.4	mg/L	1.0	02/21/26 20:33	
EPA 300.0 Rev 2.1 1993	Fluoride	0.059J	mg/L	0.10	02/21/26 20:33	
EPA 300.0 Rev 2.1 1993	Sulfate	83.1	mg/L	1.0	02/21/26 20:33	M1
EPA 6020B	Barium	0.028	mg/L	0.0050	03/13/26 17:12	
EPA 6020B	Boron	0.91	mg/L	0.20	03/21/26 01:33	
EPA 6020B	Calcium	11.0	mg/L	0.40	03/13/26 17:12	
EPA 6020B	Chromium	0.00033J	mg/L	0.0050	03/13/26 17:12	
EPA 6020B	Cobalt	0.00091J	mg/L	0.0050	03/13/26 17:12	
EPA 6020B	Magnesium	15.3	mg/L	0.050	03/13/26 17:12	
EPA 6020B	Potassium	0.67	mg/L	0.40	03/13/26 17:12	
EPA 6020B	Sodium	18.7	mg/L	0.40	03/13/26 17:12	
92845334003	**YAT-YGWC-26I**					
EPA 6020B	Lithium	0.00840	mg/L	0.00200	02/27/26 12:59	
SM 2320B-2021	Alkalinity,Bicarbonate (CaCO3)	28.8	mg/L	5.0	03/04/26 02:13	
SM 2320B-2021	Alkalinity, Total as CaCO3	28.8	mg/L	5.0	03/04/26 02:13	
SM 2540C-2020	Total Dissolved Solids	226	mg/L	25.0	02/22/26 15:16	
EPA 300.0 Rev 2.1 1993	Chloride	15.5	mg/L	1.0	02/21/26 21:45	
EPA 300.0 Rev 2.1 1993	Fluoride	0.082J	mg/L	0.10	02/21/26 21:45	
EPA 300.0 Rev 2.1 1993	Sulfate	83.9	mg/L	1.0	02/21/26 21:45	M1
EPA 6020B	Barium	0.059	mg/L	0.0050	03/13/26 17:18	
EPA 6020B	Boron	0.76	mg/L	0.20	03/21/26 01:50	
EPA 6020B	Calcium	17.2	mg/L	0.40	03/13/26 17:18	
EPA 6020B	Chromium	0.00048J	mg/L	0.0050	03/13/26 17:18	
EPA 6020B	Magnesium	12.0	mg/L	0.050	03/13/26 17:18	
EPA 6020B	Potassium	2.3	mg/L	0.40	03/13/26 17:18	
EPA 6020B	Selenium	0.0056	mg/L	0.0050	03/13/26 17:18	

This report shall not be reproduced, except in full,
without the written consent of Pace Analytical Services, LLC.

Pace Analytical Services, LLC
9800 Kincey Ave. Suite 100
Huntersville, NC 28078
(704)875-9092

SUMMARY OF DETECTION

Project: YAT-AP-2
Pace Project No.: 92845334

Lab Sample ID Method	Client Sample ID Parameters	Result	Units	Report Limit	Analyzed	Qualifiers
92845334003	**YAT-YGWC-26I**					
EPA 6020B	Sodium	24.7	mg/L	0.40	03/13/26 17:18	
EPA 7470A	Mercury	0.00011J	mg/L	0.00020	02/24/26 23:09	
92845334004	**YAT-YGWC-27S**					
SM 2320B-2021	Alkalinity,Bicarbonate (CaCO3)	104	mg/L	5.0	03/04/26 13:54	
SM 2320B-2021	Alkalinity, Total as CaCO3	104	mg/L	5.0	03/04/26 13:54	
SM 2540C-2020	Total Dissolved Solids	153	mg/L	25.0	02/22/26 15:16	
EPA 300.0 Rev 2.1 1993	Chloride	13.9	mg/L	1.0	02/21/26 22:57	
EPA 300.0 Rev 2.1 1993	Fluoride	0.12	mg/L	0.10	02/21/26 22:57	
EPA 300.0 Rev 2.1 1993	Sulfate	17.3	mg/L	1.0	02/21/26 22:57	
EPA 6020B	Barium	0.063	mg/L	0.0050	03/13/26 17:25	
EPA 6020B	Boron	1.1	mg/L	0.20	03/21/26 02:08	
EPA 6020B	Calcium	23.8	mg/L	0.40	03/13/26 17:25	
EPA 6020B	Cobalt	0.0016J	mg/L	0.0050	03/13/26 17:25	
EPA 6020B	Magnesium	7.9	mg/L	0.050	03/13/26 17:25	
EPA 6020B	Potassium	2.2	mg/L	0.40	03/13/26 17:25	
EPA 6020B	Sodium	18.2	mg/L	0.40	03/13/26 17:25	
92845334005	**YAT-YGWC-27I**					
EPA 6020B	Lithium	0.00683	mg/L	0.00200	02/27/26 13:05	
SM 2320B-2021	Alkalinity,Bicarbonate (CaCO3)	119	mg/L	5.0	03/04/26 14:29	
SM 2320B-2021	Alkalinity, Total as CaCO3	119	mg/L	5.0	03/04/26 14:29	
SM 2540C-2020	Total Dissolved Solids	178	mg/L	25.0	02/22/26 15:16	
EPA 300.0 Rev 2.1 1993	Chloride	11.7	mg/L	1.0	02/21/26 23:11	
EPA 300.0 Rev 2.1 1993	Fluoride	0.096J	mg/L	0.10	02/21/26 23:11	
EPA 300.0 Rev 2.1 1993	Sulfate	5.1	mg/L	1.0	02/21/26 23:11	
EPA 6020B	Barium	0.066	mg/L	0.0050	03/13/26 17:31	
EPA 6020B	Boron	2.2	mg/L	0.40	03/21/26 02:42	
EPA 6020B	Calcium	22.6	mg/L	0.40	03/13/26 17:31	
EPA 6020B	Cobalt	0.0072	mg/L	0.0050	03/13/26 17:31	
EPA 6020B	Magnesium	15.0	mg/L	0.050	03/13/26 17:31	
EPA 6020B	Potassium	3.6	mg/L	0.40	03/13/26 17:31	
EPA 6020B	Sodium	11.6	mg/L	0.40	03/13/26 17:31	
92845334006	**YAT-YGWC-28S**					
SM 2320B-2021	Alkalinity,Bicarbonate (CaCO3)	157	mg/L	5.0	03/04/26 18:46	
SM 2320B-2021	Alkalinity, Total as CaCO3	157	mg/L	5.0	03/04/26 18:46	
SM 2540C-2020	Total Dissolved Solids	208	mg/L	25.0	02/25/26 12:00	
EPA 300.0 Rev 2.1 1993	Chloride	15.9	mg/L	1.0	02/24/26 03:00	
EPA 300.0 Rev 2.1 1993	Fluoride	0.18	mg/L	0.10	02/24/26 03:00	
EPA 300.0 Rev 2.1 1993	Sulfate	2.5	mg/L	1.0	02/24/26 03:00	
EPA 6020B	Arsenic	0.00054J	mg/L	0.0020	03/17/26 17:17	
EPA 6020B	Barium	0.19	mg/L	0.0050	03/17/26 17:17	
EPA 6020B	Boron	2.6	mg/L	0.40	03/17/26 17:20	
EPA 6020B	Calcium	28.4	mg/L	0.40	03/17/26 17:17	
EPA 6020B	Chromium	0.00026J	mg/L	0.0050	03/17/26 17:17	
EPA 6020B	Cobalt	0.00099J	mg/L	0.0050	03/17/26 17:17	
EPA 6020B	Magnesium	20.6	mg/L	0.050	03/17/26 17:17	
EPA 6020B	Potassium	4.0	mg/L	0.40	03/17/26 17:17	

This report shall not be reproduced, except in full,
without the written consent of Pace Analytical Services, LLC.

Pace Analytical Services, LLC
9800 Kincey Ave. Suite 100
Huntersville, NC 28078
(704)875-9092

SUMMARY OF DETECTION

Project: YAT-AP-2
Pace Project No.: 92845334

Lab Sample ID Method	Client Sample ID Parameters	Result	Units	Report Limit	Analyzed	Qualifiers
92845334006	**YAT-YGWC-28S**					
EPA 6020B	Sodium	11.0	mg/L	0.40	03/17/26 17:17	
92845334007	**YAT-YGWC-28I**					
EPA 6020B	Lithium	0.00679	mg/L	0.00200	02/27/26 13:11	
SM 2320B-2021	Alkalinity,Bicarbonate (CaCO3)	158	mg/L	5.0	03/04/26 18:57	
SM 2320B-2021	Alkalinity, Total as CaCO3	158	mg/L	5.0	03/04/26 18:57	
SM 2540C-2020	Total Dissolved Solids	200	mg/L	25.0	02/25/26 12:00	
EPA 300.0 Rev 2.1 1993	Chloride	10.2	mg/L	1.0	02/24/26 03:43	
EPA 300.0 Rev 2.1 1993	Fluoride	0.12	mg/L	0.10	02/24/26 03:43	
EPA 300.0 Rev 2.1 1993	Sulfate	10.2	mg/L	1.0	02/24/26 03:43	
EPA 6020B	Barium	0.063	mg/L	0.0050	03/17/26 17:23	
EPA 6020B	Boron	2.1	mg/L	0.40	03/17/26 17:26	
EPA 6020B	Cadmium	0.00016J	mg/L	0.00050	03/17/26 17:23	
EPA 6020B	Calcium	32.6	mg/L	0.40	03/17/26 17:23	
EPA 6020B	Cobalt	0.00014J	mg/L	0.0050	03/17/26 17:23	
EPA 6020B	Magnesium	18.6	mg/L	0.050	03/17/26 17:23	
EPA 6020B	Potassium	6.1	mg/L	0.40	03/17/26 17:23	
EPA 6020B	Sodium	9.8	mg/L	0.40	03/17/26 17:23	
92845334008	**YAT-AP2-FD-1**					
EPA 6020B	Lithium	0.00627	mg/L	0.00200	02/27/26 11:52	
SM 2320B-2021	Alkalinity,Bicarbonate (CaCO3)	154	mg/L	5.0	03/04/26 19:07	
SM 2320B-2021	Alkalinity, Total as CaCO3	154	mg/L	5.0	03/04/26 19:07	
SM 2540C-2020	Total Dissolved Solids	209	mg/L	25.0	02/25/26 12:00	
EPA 300.0 Rev 2.1 1993	Chloride	10.2	mg/L	1.0	02/24/26 03:58	
EPA 300.0 Rev 2.1 1993	Fluoride	0.11	mg/L	0.10	02/24/26 03:58	
EPA 300.0 Rev 2.1 1993	Sulfate	10.2	mg/L	1.0	02/24/26 03:58	
EPA 6020B	Barium	0.064	mg/L	0.0050	03/17/26 17:29	
EPA 6020B	Boron	2.2	mg/L	0.40	03/17/26 17:32	
EPA 6020B	Cadmium	0.00016J	mg/L	0.00050	03/17/26 17:29	
EPA 6020B	Calcium	33.4	mg/L	0.40	03/17/26 17:29	
EPA 6020B	Chromium	0.00027J	mg/L	0.0050	03/17/26 17:29	
EPA 6020B	Cobalt	0.00015J	mg/L	0.0050	03/17/26 17:29	
EPA 6020B	Magnesium	18.4	mg/L	0.050	03/17/26 17:29	
EPA 6020B	Potassium	6.4	mg/L	0.40	03/17/26 17:29	
EPA 6020B	Sodium	9.7	mg/L	0.40	03/17/26 17:29	
92845334010	**YAT-AP2-EB-1**					
EPA 6020B	Boron	0.021J	mg/L	0.040	03/17/26 17:35	
EPA 6020B	Chromium	0.00031J	mg/L	0.0050	03/17/26 17:35	
92845334011	**YAT-AP2-FB-1**					
EPA 6020B	Chromium	0.00032J	mg/L	0.0050	03/17/26 17:45	

This report shall not be reproduced, except in full,
without the written consent of Pace Analytical Services, LLC.

Pace Analytical Services, LLC
9800 Kincey Ave. Suite 100
Huntersville, NC 28078
(704)875-9092

ANALYTICAL RESULTS

Project: YAT-AP-2
Pace Project No.: 92845334

Sample: YAT-YGWC-29IB **Lab ID: 92845334001** Collected: 02/18/26 17:00 Received: 02/19/26 13:15 Matrix: Water

Parameters	Results	Units	Report Limit	MDL	DF	Prepared	Analyzed	CAS No.	Qual
Metals (ICPMS) 6020B	Analytical Method: EPA 6020B Preparation Method: 3015 Pace National - Mt. Juliet								
Lithium	**0.00510**	mg/L	0.00200	0.000600	1	02/26/26 09:35	02/27/26 12:52	7439-93-2	
2320B Alkalinity	Analytical Method: SM 2320B-2021 Pace Analytical Services - Asheville								
Alkalinity,Bicarbonate (CaCO3)	**55.6**	mg/L	5.0	5.0	1		03/04/26 02:02		
Alkalinity,Carbonate (CaCO3)	ND	mg/L	5.0	5.0	1		03/04/26 02:02		
Alkalinity, Total as CaCO3	**55.6**	mg/L	5.0	5.0	1		03/04/26 02:02		
2540C Total Dissolved Solids	Analytical Method: SM 2540C-2020 Pace Analytical Services - Asheville								
Total Dissolved Solids	**159**	mg/L	25.0	25.0	1		02/22/26 15:16		
300.0 IC Anions 28 Days	Analytical Method: EPA 300.0 Rev 2.1 1993 Pace Analytical Services - Asheville								
Chloride	**8.8**	mg/L	1.0	0.60	1		02/21/26 20:19	16887-00-6	
Fluoride	**0.099J**	mg/L	0.10	0.050	1		02/21/26 20:19	16984-48-8	
Sulfate	**46.3**	mg/L	1.0	0.50	1		02/21/26 20:19	14808-79-8	
WC 6020B MET ICPMS	Analytical Method: EPA 6020B Preparation Method: EPA 3005A Pace Analytical Services - West Columbia								
Antimony	ND	mg/L	0.0020	0.00043	1	02/25/26 19:26	03/13/26 17:06	7440-36-0	
Arsenic	ND	mg/L	0.0020	0.00041	1	02/25/26 19:26	03/13/26 17:06	7440-38-2	
Barium	**0.083**	mg/L	0.0050	0.00056	1	02/25/26 19:26	03/13/26 17:06	7440-39-3	
Beryllium	ND	mg/L	0.00040	0.00015	1	02/25/26 19:26	03/21/26 01:07	7440-41-7	
Boron	**0.94**	mg/L	0.20	0.037	5	02/25/26 19:26	03/21/26 01:16	7440-42-8	
Cadmium	**0.00014J**	mg/L	0.00050	0.00010	1	02/25/26 19:26	03/13/26 17:06	7440-43-9	
Calcium	**11.9**	mg/L	0.40	0.10	1	02/25/26 19:26	03/13/26 17:06	7440-70-2	
Chromium	**0.00034J**	mg/L	0.0050	0.00024	1	02/25/26 19:26	03/13/26 17:06	7440-47-3	
Cobalt	**0.0065**	mg/L	0.0050	0.00012	1	02/25/26 19:26	03/13/26 17:06	7440-48-4	
Lead	ND	mg/L	0.0010	0.00027	1	02/25/26 19:26	03/13/26 17:06	7439-92-1	
Magnesium	**12.3**	mg/L	0.050	0.024	1	02/25/26 19:26	03/13/26 17:06	7439-95-4	
Molybdenum	ND	mg/L	0.010	0.0020	1	02/25/26 19:26	03/13/26 17:06	7439-98-7	
Potassium	**3.7**	mg/L	0.40	0.13	1	02/25/26 19:26	03/13/26 17:06	7440-09-7	
Selenium	ND	mg/L	0.0050	0.00050	1	02/25/26 19:26	03/13/26 17:06	7782-49-2	
Sodium	**16.9**	mg/L	0.40	0.083	1	02/25/26 19:26	03/13/26 17:06	7440-23-5	
Thallium	ND	mg/L	0.00050	0.00017	1	02/25/26 19:26	03/13/26 17:06	7440-28-0	
WCOL 7470 Mercury	Analytical Method: EPA 7470A Preparation Method: EPA 7470A Pace Analytical Services - West Columbia								
Mercury	ND	mg/L	0.00020	0.000091	1	02/24/26 17:33	02/24/26 23:06	7439-97-6	

This report shall not be reproduced, except in full,
without the written consent of Pace Analytical Services, LLC.

Pace Analytical Services, LLC
9800 Kincey Ave. Suite 100
Huntersville, NC 28078
(704)875-9092

ANALYTICAL RESULTS

Project: YAT-AP-2
Pace Project No.: 92845334

Sample: YAT-YGWC-26S **Lab ID: 92845334002** Collected: 02/18/26 13:15 Received: 02/19/26 13:15 Matrix: Water

Parameters	Results	Units	Report Limit	MDL	DF	Prepared	Analyzed	CAS No.	Qual
Metals (ICPMS) 6020B	Analytical Method: EPA 6020B Preparation Method: 3015								
	Pace National - Mt. Juliet								
Lithium	ND	mg/L	0.00200	0.000600	1	02/26/26 09:35	02/27/26 12:55	7439-93-2	
2320B Alkalinity	Analytical Method: SM 2320B-2021								
	Pace Analytical Services - Asheville								
Alkalinity,Bicarbonate (CaCO3)	**16.4**	mg/L	5.0	5.0	1		03/04/26 02:08		
Alkalinity,Carbonate (CaCO3)	ND	mg/L	5.0	5.0	1		03/04/26 02:08		
Alkalinity, Total as CaCO3	**16.4**	mg/L	5.0	5.0	1		03/04/26 02:08		
2540C Total Dissolved Solids	Analytical Method: SM 2540C-2020								
	Pace Analytical Services - Asheville								
Total Dissolved Solids	**187**	mg/L	25.0	25.0	1		02/22/26 15:16		
300.0 IC Anions 28 Days	Analytical Method: EPA 300.0 Rev 2.1 1993								
	Pace Analytical Services - Asheville								
Chloride	**14.4**	mg/L	1.0	0.60	1		02/21/26 20:33	16887-00-6	
Fluoride	**0.059J**	mg/L	0.10	0.050	1		02/21/26 20:33	16984-48-8	
Sulfate	**83.1**	mg/L	1.0	0.50	1		02/21/26 20:33	14808-79-8	M1
WC 6020B MET ICPMS	Analytical Method: EPA 6020B Preparation Method: EPA 3005A								
	Pace Analytical Services - West Columbia								
Antimony	ND	mg/L	0.0020	0.00043	1	02/25/26 19:26	03/13/26 17:12	7440-36-0	
Arsenic	ND	mg/L	0.0020	0.00041	1	02/25/26 19:26	03/13/26 17:12	7440-38-2	
Barium	**0.028**	mg/L	0.0050	0.00056	1	02/25/26 19:26	03/13/26 17:12	7440-39-3	
Beryllium	ND	mg/L	0.00040	0.00015	1	02/25/26 19:26	03/21/26 01:25	7440-41-7	
Boron	**0.91**	mg/L	0.20	0.037	5	02/25/26 19:26	03/21/26 01:33	7440-42-8	
Cadmium	ND	mg/L	0.00050	0.00010	1	02/25/26 19:26	03/13/26 17:12	7440-43-9	
Calcium	**11.0**	mg/L	0.40	0.10	1	02/25/26 19:26	03/13/26 17:12	7440-70-2	
Chromium	**0.00033J**	mg/L	0.0050	0.00024	1	02/25/26 19:26	03/13/26 17:12	7440-47-3	
Cobalt	**0.00091J**	mg/L	0.0050	0.00012	1	02/25/26 19:26	03/13/26 17:12	7440-48-4	
Lead	ND	mg/L	0.0010	0.00027	1	02/25/26 19:26	03/13/26 17:12	7439-92-1	
Magnesium	**15.3**	mg/L	0.050	0.024	1	02/25/26 19:26	03/13/26 17:12	7439-95-4	
Molybdenum	ND	mg/L	0.010	0.0020	1	02/25/26 19:26	03/13/26 17:12	7439-98-7	
Potassium	**0.67**	mg/L	0.40	0.13	1	02/25/26 19:26	03/13/26 17:12	7440-09-7	
Selenium	ND	mg/L	0.0050	0.00050	1	02/25/26 19:26	03/13/26 17:12	7782-49-2	
Sodium	**18.7**	mg/L	0.40	0.083	1	02/25/26 19:26	03/13/26 17:12	7440-23-5	
Thallium	ND	mg/L	0.00050	0.00017	1	02/25/26 19:26	03/13/26 17:12	7440-28-0	
WCOL 7470 Mercury	Analytical Method: EPA 7470A Preparation Method: EPA 7470A								
	Pace Analytical Services - West Columbia								
Mercury	ND	mg/L	0.00020	0.000091	1	03/04/26 14:04	03/04/26 17:17	7439-97-6	

This report shall not be reproduced, except in full,
without the written consent of Pace Analytical Services, LLC.

Pace Analytical Services, LLC
9800 Kincey Ave. Suite 100
Huntersville, NC 28078
(704)875-9092

ANALYTICAL RESULTS

Project: YAT-AP-2
Pace Project No.: 92845334

Sample: YAT-YGWC-26I **Lab ID: 92845334003** Collected: 02/18/26 14:35 Received: 02/19/26 13:15 Matrix: Water

Parameters	Results	Units	Report Limit	MDL	DF	Prepared	Analyzed	CAS No.	Qual
Metals (ICPMS) 6020B	Analytical Method: EPA 6020B Preparation Method: 3015								
	Pace National - Mt. Juliet								
Lithium	**0.00840**	mg/L	0.00200	0.000600	1	02/26/26 09:35	02/27/26 12:59	7439-93-2	
2320B Alkalinity	Analytical Method: SM 2320B-2021								
	Pace Analytical Services - Asheville								
Alkalinity,Bicarbonate (CaCO3)	**28.8**	mg/L	5.0	5.0	1		03/04/26 02:13		
Alkalinity,Carbonate (CaCO3)	ND	mg/L	5.0	5.0	1		03/04/26 02:13		
Alkalinity, Total as CaCO3	**28.8**	mg/L	5.0	5.0	1		03/04/26 02:13		
2540C Total Dissolved Solids	Analytical Method: SM 2540C-2020								
	Pace Analytical Services - Asheville								
Total Dissolved Solids	**226**	mg/L	25.0	25.0	1		02/22/26 15:16		
300.0 IC Anions 28 Days	Analytical Method: EPA 300.0 Rev 2.1 1993								
	Pace Analytical Services - Asheville								
Chloride	**15.5**	mg/L	1.0	0.60	1		02/21/26 21:45	16887-00-6	
Fluoride	**0.082J**	mg/L	0.10	0.050	1		02/21/26 21:45	16984-48-8	
Sulfate	**83.9**	mg/L	1.0	0.50	1		02/21/26 21:45	14808-79-8	M1
WC 6020B MET ICPMS	Analytical Method: EPA 6020B Preparation Method: EPA 3005A								
	Pace Analytical Services - West Columbia								
Antimony	ND	mg/L	0.0020	0.00043	1	02/25/26 19:26	03/13/26 17:18	7440-36-0	
Arsenic	ND	mg/L	0.0020	0.00041	1	02/25/26 19:26	03/13/26 17:18	7440-38-2	
Barium	**0.059**	mg/L	0.0050	0.00056	1	02/25/26 19:26	03/13/26 17:18	7440-39-3	
Beryllium	ND	mg/L	0.00040	0.00015	1	02/25/26 19:26	03/21/26 01:42	7440-41-7	
Boron	**0.76**	mg/L	0.20	0.037	5	02/25/26 19:26	03/21/26 01:50	7440-42-8	
Cadmium	ND	mg/L	0.00050	0.00010	1	02/25/26 19:26	03/13/26 17:18	7440-43-9	
Calcium	**17.2**	mg/L	0.40	0.10	1	02/25/26 19:26	03/13/26 17:18	7440-70-2	
Chromium	**0.00048J**	mg/L	0.0050	0.00024	1	02/25/26 19:26	03/13/26 17:18	7440-47-3	
Cobalt	ND	mg/L	0.0050	0.00012	1	02/25/26 19:26	03/13/26 17:18	7440-48-4	
Lead	ND	mg/L	0.0010	0.00027	1	02/25/26 19:26	03/13/26 17:18	7439-92-1	
Magnesium	**12.0**	mg/L	0.050	0.024	1	02/25/26 19:26	03/13/26 17:18	7439-95-4	
Molybdenum	ND	mg/L	0.010	0.0020	1	02/25/26 19:26	03/13/26 17:18	7439-98-7	
Potassium	**2.3**	mg/L	0.40	0.13	1	02/25/26 19:26	03/13/26 17:18	7440-09-7	
Selenium	**0.0056**	mg/L	0.0050	0.00050	1	02/25/26 19:26	03/13/26 17:18	7782-49-2	
Sodium	**24.7**	mg/L	0.40	0.083	1	02/25/26 19:26	03/13/26 17:18	7440-23-5	
Thallium	ND	mg/L	0.00050	0.00017	1	02/25/26 19:26	03/13/26 17:18	7440-28-0	
WCOL 7470 Mercury	Analytical Method: EPA 7470A Preparation Method: EPA 7470A								
	Pace Analytical Services - West Columbia								
Mercury	**0.00011J**	mg/L	0.00020	0.000091	1	02/24/26 17:33	02/24/26 23:09	7439-97-6	

This report shall not be reproduced, except in full,
without the written consent of Pace Analytical Services, LLC.

Pace Analytical Services, LLC
9800 Kincey Ave. Suite 100
Huntersville, NC 28078
(704)875-9092

ANALYTICAL RESULTS

Project: YAT-AP-2
Pace Project No.: 92845334

Sample: YAT-YGWC-27S **Lab ID: 92845334004** Collected: 02/18/26 16:05 Received: 02/19/26 13:15 Matrix: Water

Parameters	Results	Units	Report Limit	MDL	DF	Prepared	Analyzed	CAS No.	Qual
Metals (ICPMS) 6020B	Analytical Method: EPA 6020B Preparation Method: 3015								
	Pace National - Mt. Juliet								
Lithium	ND	mg/L	0.00200	0.000600	1	02/26/26 09:35	02/27/26 13:02	7439-93-2	
2320B Alkalinity	Analytical Method: SM 2320B-2021								
	Pace Analytical Services - Asheville								
Alkalinity,Bicarbonate (CaCO3)	**104**	mg/L	5.0	5.0	1		03/04/26 13:54		
Alkalinity,Carbonate (CaCO3)	ND	mg/L	5.0	5.0	1		03/04/26 13:54		
Alkalinity, Total as CaCO3	**104**	mg/L	5.0	5.0	1		03/04/26 13:54		
2540C Total Dissolved Solids	Analytical Method: SM 2540C-2020								
	Pace Analytical Services - Asheville								
Total Dissolved Solids	**153**	mg/L	25.0	25.0	1		02/22/26 15:16		
300.0 IC Anions 28 Days	Analytical Method: EPA 300.0 Rev 2.1 1993								
	Pace Analytical Services - Asheville								
Chloride	**13.9**	mg/L	1.0	0.60	1		02/21/26 22:57	16887-00-6	
Fluoride	**0.12**	mg/L	0.10	0.050	1		02/21/26 22:57	16984-48-8	
Sulfate	**17.3**	mg/L	1.0	0.50	1		02/21/26 22:57	14808-79-8	
WC 6020B MET ICPMS	Analytical Method: EPA 6020B Preparation Method: EPA 3005A								
	Pace Analytical Services - West Columbia								
Antimony	ND	mg/L	0.0020	0.00043	1	02/25/26 19:26	03/13/26 17:25	7440-36-0	
Arsenic	ND	mg/L	0.0020	0.00041	1	02/25/26 19:26	03/13/26 17:25	7440-38-2	
Barium	**0.063**	mg/L	0.0050	0.00056	1	02/25/26 19:26	03/13/26 17:25	7440-39-3	
Beryllium	ND	mg/L	0.00040	0.00015	1	02/25/26 19:26	03/21/26 01:59	7440-41-7	
Boron	**1.1**	mg/L	0.20	0.037	5	02/25/26 19:26	03/21/26 02:08	7440-42-8	
Cadmium	ND	mg/L	0.00050	0.00010	1	02/25/26 19:26	03/13/26 17:25	7440-43-9	
Calcium	**23.8**	mg/L	0.40	0.10	1	02/25/26 19:26	03/13/26 17:25	7440-70-2	
Chromium	ND	mg/L	0.0050	0.00024	1	02/25/26 19:26	03/13/26 17:25	7440-47-3	
Cobalt	**0.0016J**	mg/L	0.0050	0.00012	1	02/25/26 19:26	03/13/26 17:25	7440-48-4	
Lead	ND	mg/L	0.0010	0.00027	1	02/25/26 19:26	03/13/26 17:25	7439-92-1	
Magnesium	**7.9**	mg/L	0.050	0.024	1	02/25/26 19:26	03/13/26 17:25	7439-95-4	
Molybdenum	ND	mg/L	0.010	0.0020	1	02/25/26 19:26	03/13/26 17:25	7439-98-7	
Potassium	**2.2**	mg/L	0.40	0.13	1	02/25/26 19:26	03/13/26 17:25	7440-09-7	
Selenium	ND	mg/L	0.0050	0.00050	1	02/25/26 19:26	03/13/26 17:25	7782-49-2	
Sodium	**18.2**	mg/L	0.40	0.083	1	02/25/26 19:26	03/13/26 17:25	7440-23-5	
Thallium	ND	mg/L	0.00050	0.00017	1	02/25/26 19:26	03/13/26 17:25	7440-28-0	
WCOL 7470 Mercury	Analytical Method: EPA 7470A Preparation Method: EPA 7470A								
	Pace Analytical Services - West Columbia								
Mercury	ND	mg/L	0.00020	0.000091	1	02/24/26 17:33	02/24/26 23:16	7439-97-6	

This report shall not be reproduced, except in full,
without the written consent of Pace Analytical Services, LLC.

Pace Analytical Services, LLC
9800 Kincey Ave. Suite 100
Huntersville, NC 28078
(704)875-9092

ANALYTICAL RESULTS

Project: YAT-AP-2
Pace Project No.: 92845334

Sample: YAT-YGWC-27I **Lab ID: 92845334005** Collected: 02/18/26 17:00 Received: 02/19/26 13:15 Matrix: Water

Parameters	Results	Units	Report Limit	MDL	DF	Prepared	Analyzed	CAS No.	Qual
Metals (ICPMS) 6020B	Analytical Method: EPA 6020B Preparation Method: 3015 Pace National - Mt. Juliet								
Lithium	**0.00683**	mg/L	0.00200	0.000600	1	02/26/26 09:35	02/27/26 13:05	7439-93-2	
2320B Alkalinity	Analytical Method: SM 2320B-2021 Pace Analytical Services - Asheville								
Alkalinity,Bicarbonate (CaCO3)	**119**	mg/L	5.0	5.0	1		03/04/26 14:29		
Alkalinity,Carbonate (CaCO3)	ND	mg/L	5.0	5.0	1		03/04/26 14:29		
Alkalinity, Total as CaCO3	**119**	mg/L	5.0	5.0	1		03/04/26 14:29		
2540C Total Dissolved Solids	Analytical Method: SM 2540C-2020 Pace Analytical Services - Asheville								
Total Dissolved Solids	**178**	mg/L	25.0	25.0	1		02/22/26 15:16		
300.0 IC Anions 28 Days	Analytical Method: EPA 300.0 Rev 2.1 1993 Pace Analytical Services - Asheville								
Chloride	**11.7**	mg/L	1.0	0.60	1		02/21/26 23:11	16887-00-6	
Fluoride	**0.096J**	mg/L	0.10	0.050	1		02/21/26 23:11	16984-48-8	
Sulfate	**5.1**	mg/L	1.0	0.50	1		02/21/26 23:11	14808-79-8	
WC 6020B MET ICPMS	Analytical Method: EPA 6020B Preparation Method: EPA 3005A Pace Analytical Services - West Columbia								
Antimony	ND	mg/L	0.0020	0.00043	1	02/25/26 19:26	03/13/26 17:31	7440-36-0	
Arsenic	ND	mg/L	0.0020	0.00041	1	02/25/26 19:26	03/13/26 17:31	7440-38-2	
Barium	**0.066**	mg/L	0.0050	0.00056	1	02/25/26 19:26	03/13/26 17:31	7440-39-3	
Beryllium	ND	mg/L	0.00040	0.00015	1	02/25/26 19:26	03/21/26 02:34	7440-41-7	
Boron	**2.2**	mg/L	0.40	0.073	10	02/25/26 19:26	03/21/26 02:42	7440-42-8	
Cadmium	ND	mg/L	0.00050	0.00010	1	02/25/26 19:26	03/13/26 17:31	7440-43-9	
Calcium	**22.6**	mg/L	0.40	0.10	1	02/25/26 19:26	03/13/26 17:31	7440-70-2	
Chromium	ND	mg/L	0.0050	0.00024	1	02/25/26 19:26	03/13/26 17:31	7440-47-3	
Cobalt	**0.0072**	mg/L	0.0050	0.00012	1	02/25/26 19:26	03/13/26 17:31	7440-48-4	
Lead	ND	mg/L	0.0010	0.00027	1	02/25/26 19:26	03/13/26 17:31	7439-92-1	
Magnesium	**15.0**	mg/L	0.050	0.024	1	02/25/26 19:26	03/13/26 17:31	7439-95-4	
Molybdenum	ND	mg/L	0.010	0.0020	1	02/25/26 19:26	03/13/26 17:31	7439-98-7	
Potassium	**3.6**	mg/L	0.40	0.13	1	02/25/26 19:26	03/13/26 17:31	7440-09-7	
Selenium	ND	mg/L	0.0050	0.00050	1	02/25/26 19:26	03/13/26 17:31	7782-49-2	
Sodium	**11.6**	mg/L	0.40	0.083	1	02/25/26 19:26	03/13/26 17:31	7440-23-5	
Thallium	ND	mg/L	0.00050	0.00017	1	02/25/26 19:26	03/13/26 17:31	7440-28-0	
WCOL 7470 Mercury	Analytical Method: EPA 7470A Preparation Method: EPA 7470A Pace Analytical Services - West Columbia								
Mercury	ND	mg/L	0.00020	0.000091	1	02/24/26 17:33	02/24/26 23:19	7439-97-6	

This report shall not be reproduced, except in full,
without the written consent of Pace Analytical Services, LLC.

Pace Analytical Services, LLC
9800 Kincey Ave. Suite 100
Huntersville, NC 28078
(704)875-9092

ANALYTICAL RESULTS

Project: YAT-AP-2
Pace Project No.: 92845334

Sample: YAT-YGWC-28S **Lab ID: 92845334006** Collected: 02/19/26 12:45 Received: 02/20/26 12:30 Matrix: Water

Parameters	Results	Units	Report Limit	MDL	DF	Prepared	Analyzed	CAS No.	Qual
Metals (ICPMS) 6020B	Analytical Method: EPA 6020B Preparation Method: 3015								
	Pace National - Mt. Juliet								
Lithium	ND	mg/L	0.00200	0.000600	1	02/26/26 09:35	02/27/26 13:08	7439-93-2	
2320B Alkalinity	Analytical Method: SM 2320B-2021								
	Pace Analytical Services - Asheville								
Alkalinity,Bicarbonate (CaCO3)	**157**	mg/L	5.0	5.0	1		03/04/26 18:46		
Alkalinity,Carbonate (CaCO3)	ND	mg/L	5.0	5.0	1		03/04/26 18:46		
Alkalinity, Total as CaCO3	**157**	mg/L	5.0	5.0	1		03/04/26 18:46		
2540C Total Dissolved Solids	Analytical Method: SM 2540C-2020								
	Pace Analytical Services - Asheville								
Total Dissolved Solids	**208**	mg/L	25.0	25.0	1		02/25/26 12:00		
300.0 IC Anions 28 Days	Analytical Method: EPA 300.0 Rev 2.1 1993								
	Pace Analytical Services - Asheville								
Chloride	**15.9**	mg/L	1.0	0.60	1		02/24/26 03:00	16887-00-6	
Fluoride	**0.18**	mg/L	0.10	0.050	1		02/24/26 03:00	16984-48-8	
Sulfate	**2.5**	mg/L	1.0	0.50	1		02/24/26 03:00	14808-79-8	
WC 6020B MET ICPMS	Analytical Method: EPA 6020B Preparation Method: EPA 3005A								
	Pace Analytical Services - West Columbia								
Antimony	ND	mg/L	0.0020	0.00043	1	02/25/26 19:26	03/17/26 17:17	7440-36-0	
Arsenic	**0.00054J**	mg/L	0.0020	0.00041	1	02/25/26 19:26	03/17/26 17:17	7440-38-2	
Barium	**0.19**	mg/L	0.0050	0.00056	1	02/25/26 19:26	03/17/26 17:17	7440-39-3	
Beryllium	ND	mg/L	0.00040	0.00015	1	02/25/26 19:26	03/17/26 17:17	7440-41-7	
Boron	**2.6**	mg/L	0.40	0.073	10	02/25/26 19:26	03/17/26 17:20	7440-42-8	
Cadmium	ND	mg/L	0.00050	0.00010	1	02/25/26 19:26	03/17/26 17:17	7440-43-9	
Calcium	**28.4**	mg/L	0.40	0.10	1	02/25/26 19:26	03/17/26 17:17	7440-70-2	
Chromium	**0.00026J**	mg/L	0.0050	0.00024	1	02/25/26 19:26	03/17/26 17:17	7440-47-3	
Cobalt	**0.00099J**	mg/L	0.0050	0.00012	1	02/25/26 19:26	03/17/26 17:17	7440-48-4	
Lead	ND	mg/L	0.0010	0.00027	1	02/25/26 19:26	03/17/26 17:17	7439-92-1	
Magnesium	**20.6**	mg/L	0.050	0.024	1	02/25/26 19:26	03/17/26 17:17	7439-95-4	
Molybdenum	ND	mg/L	0.010	0.0020	1	02/25/26 19:26	03/17/26 17:17	7439-98-7	
Potassium	**4.0**	mg/L	0.40	0.13	1	02/25/26 19:26	03/17/26 17:17	7440-09-7	
Selenium	ND	mg/L	0.0050	0.00050	1	02/25/26 19:26	03/17/26 17:17	7782-49-2	
Sodium	**11.0**	mg/L	0.40	0.083	1	02/25/26 19:26	03/17/26 17:17	7440-23-5	
Thallium	ND	mg/L	0.00050	0.00017	1	02/25/26 19:26	03/17/26 17:17	7440-28-0	
WCOL 7470 Mercury	Analytical Method: EPA 7470A Preparation Method: EPA 7470A								
	Pace Analytical Services - West Columbia								
Mercury	ND	mg/L	0.00020	0.000091	1	02/25/26 12:48	02/25/26 19:42	7439-97-6	

This report shall not be reproduced, except in full,
without the written consent of Pace Analytical Services, LLC.

Pace Analytical Services, LLC
9800 Kincey Ave. Suite 100
Huntersville, NC 28078
(704)875-9092

ANALYTICAL RESULTS

Project: YAT-AP-2
Pace Project No.: 92845334

Sample: YAT-YGWC-28I **Lab ID: 92845334007** Collected: 02/19/26 10:55 Received: 02/20/26 12:30 Matrix: Water

Parameters	Results	Units	Report Limit	MDL	DF	Prepared	Analyzed	CAS No.	Qual
Metals (ICPMS) 6020B	Analytical Method: EPA 6020B Preparation Method: 3015								
	Pace National - Mt. Juliet								
Lithium	**0.00679**	mg/L	0.00200	0.000600	1	02/26/26 09:35	02/27/26 13:11	7439-93-2	
2320B Alkalinity	Analytical Method: SM 2320B-2021								
	Pace Analytical Services - Asheville								
Alkalinity,Bicarbonate (CaCO3)	**158**	mg/L	5.0	5.0	1		03/04/26 18:57		
Alkalinity,Carbonate (CaCO3)	ND	mg/L	5.0	5.0	1		03/04/26 18:57		
Alkalinity, Total as CaCO3	**158**	mg/L	5.0	5.0	1		03/04/26 18:57		
2540C Total Dissolved Solids	Analytical Method: SM 2540C-2020								
	Pace Analytical Services - Asheville								
Total Dissolved Solids	**200**	mg/L	25.0	25.0	1		02/25/26 12:00		
300.0 IC Anions 28 Days	Analytical Method: EPA 300.0 Rev 2.1 1993								
	Pace Analytical Services - Asheville								
Chloride	**10.2**	mg/L	1.0	0.60	1		02/24/26 03:43	16887-00-6	
Fluoride	**0.12**	mg/L	0.10	0.050	1		02/24/26 03:43	16984-48-8	
Sulfate	**10.2**	mg/L	1.0	0.50	1		02/24/26 03:43	14808-79-8	
WC 6020B MET ICPMS	Analytical Method: EPA 6020B Preparation Method: EPA 3005A								
	Pace Analytical Services - West Columbia								
Antimony	ND	mg/L	0.0020	0.00043	1	02/25/26 19:26	03/17/26 17:23	7440-36-0	
Arsenic	ND	mg/L	0.0020	0.00041	1	02/25/26 19:26	03/17/26 17:23	7440-38-2	
Barium	**0.063**	mg/L	0.0050	0.00056	1	02/25/26 19:26	03/17/26 17:23	7440-39-3	
Beryllium	ND	mg/L	0.00040	0.00015	1	02/25/26 19:26	03/17/26 17:23	7440-41-7	
Boron	**2.1**	mg/L	0.40	0.073	10	02/25/26 19:26	03/17/26 17:26	7440-42-8	
Cadmium	**0.00016J**	mg/L	0.00050	0.00010	1	02/25/26 19:26	03/17/26 17:23	7440-43-9	
Calcium	**32.6**	mg/L	0.40	0.10	1	02/25/26 19:26	03/17/26 17:23	7440-70-2	
Chromium	ND	mg/L	0.0050	0.00024	1	02/25/26 19:26	03/17/26 17:23	7440-47-3	
Cobalt	**0.00014J**	mg/L	0.0050	0.00012	1	02/25/26 19:26	03/17/26 17:23	7440-48-4	
Lead	ND	mg/L	0.0010	0.00027	1	02/25/26 19:26	03/17/26 17:23	7439-92-1	
Magnesium	**18.6**	mg/L	0.050	0.024	1	02/25/26 19:26	03/17/26 17:23	7439-95-4	
Molybdenum	ND	mg/L	0.010	0.0020	1	02/25/26 19:26	03/17/26 17:23	7439-98-7	
Potassium	**6.1**	mg/L	0.40	0.13	1	02/25/26 19:26	03/17/26 17:23	7440-09-7	
Selenium	ND	mg/L	0.0050	0.00050	1	02/25/26 19:26	03/17/26 17:23	7782-49-2	
Sodium	**9.8**	mg/L	0.40	0.083	1	02/25/26 19:26	03/17/26 17:23	7440-23-5	
Thallium	ND	mg/L	0.00050	0.00017	1	02/25/26 19:26	03/17/26 17:23	7440-28-0	
WCOL 7470 Mercury	Analytical Method: EPA 7470A Preparation Method: EPA 7470A								
	Pace Analytical Services - West Columbia								
Mercury	ND	mg/L	0.00020	0.000091	1	02/25/26 12:48	02/25/26 19:45	7439-97-6	

This report shall not be reproduced, except in full,
without the written consent of Pace Analytical Services, LLC.

Pace Analytical Services, LLC
9800 Kincey Ave. Suite 100
Huntersville, NC 28078
(704)875-9092

ANALYTICAL RESULTS

Project: YAT-AP-2
Pace Project No.: 92845334

Sample: YAT-AP2-FD-1 **Lab ID: 92845334008** Collected: 02/19/26 00:00 Received: 02/20/26 12:30 Matrix: Water

Parameters	Results	Units	Report Limit	MDL	DF	Prepared	Analyzed	CAS No.	Qual
Metals (ICPMS) 6020B	Analytical Method: EPA 6020B Preparation Method: 3015 Pace National - Mt. Juliet								
Lithium	**0.00627**	mg/L	0.00200	0.000600	1	02/26/26 09:35	02/27/26 11:52	7439-93-2	
2320B Alkalinity	Analytical Method: SM 2320B-2021 Pace Analytical Services - Asheville								
Alkalinity,Bicarbonate (CaCO3)	**154**	mg/L	5.0	5.0	1		03/04/26 19:07		
Alkalinity,Carbonate (CaCO3)	ND	mg/L	5.0	5.0	1		03/04/26 19:07		
Alkalinity, Total as CaCO3	**154**	mg/L	5.0	5.0	1		03/04/26 19:07		
2540C Total Dissolved Solids	Analytical Method: SM 2540C-2020 Pace Analytical Services - Asheville								
Total Dissolved Solids	**209**	mg/L	25.0	25.0	1		02/25/26 12:00		
300.0 IC Anions 28 Days	Analytical Method: EPA 300.0 Rev 2.1 1993 Pace Analytical Services - Asheville								
Chloride	**10.2**	mg/L	1.0	0.60	1		02/24/26 03:58	16887-00-6	
Fluoride	**0.11**	mg/L	0.10	0.050	1		02/24/26 03:58	16984-48-8	
Sulfate	**10.2**	mg/L	1.0	0.50	1		02/24/26 03:58	14808-79-8	
WC 6020B MET ICPMS	Analytical Method: EPA 6020B Preparation Method: EPA 3005A Pace Analytical Services - West Columbia								
Antimony	ND	mg/L	0.0020	0.00043	1	02/25/26 19:26	03/17/26 17:29	7440-36-0	
Arsenic	ND	mg/L	0.0020	0.00041	1	02/25/26 19:26	03/17/26 17:29	7440-38-2	
Barium	**0.064**	mg/L	0.0050	0.00056	1	02/25/26 19:26	03/17/26 17:29	7440-39-3	
Beryllium	ND	mg/L	0.00040	0.00015	1	02/25/26 19:26	03/17/26 17:29	7440-41-7	
Boron	**2.2**	mg/L	0.40	0.073	10	02/25/26 19:26	03/17/26 17:32	7440-42-8	
Cadmium	**0.00016J**	mg/L	0.00050	0.00010	1	02/25/26 19:26	03/17/26 17:29	7440-43-9	
Calcium	**33.4**	mg/L	0.40	0.10	1	02/25/26 19:26	03/17/26 17:29	7440-70-2	
Chromium	**0.00027J**	mg/L	0.0050	0.00024	1	02/25/26 19:26	03/17/26 17:29	7440-47-3	
Cobalt	**0.00015J**	mg/L	0.0050	0.00012	1	02/25/26 19:26	03/17/26 17:29	7440-48-4	
Lead	ND	mg/L	0.0010	0.00027	1	02/25/26 19:26	03/17/26 17:29	7439-92-1	
Magnesium	**18.4**	mg/L	0.050	0.024	1	02/25/26 19:26	03/17/26 17:29	7439-95-4	
Molybdenum	ND	mg/L	0.010	0.0020	1	02/25/26 19:26	03/17/26 17:29	7439-98-7	
Potassium	**6.4**	mg/L	0.40	0.13	1	02/25/26 19:26	03/17/26 17:29	7440-09-7	
Selenium	ND	mg/L	0.0050	0.00050	1	02/25/26 19:26	03/17/26 17:29	7782-49-2	
Sodium	**9.7**	mg/L	0.40	0.083	1	02/25/26 19:26	03/17/26 17:29	7440-23-5	
Thallium	ND	mg/L	0.00050	0.00017	1	02/25/26 19:26	03/17/26 17:29	7440-28-0	
WCOL 7470 Mercury	Analytical Method: EPA 7470A Preparation Method: EPA 7470A Pace Analytical Services - West Columbia								
Mercury	ND	mg/L	0.00020	0.000091	1	02/25/26 12:48	02/25/26 19:47	7439-97-6	

This report shall not be reproduced, except in full,
without the written consent of Pace Analytical Services, LLC.

Pace Analytical Services, LLC
9800 Kincey Ave. Suite 100
Huntersville, NC 28078
(704)875-9092

ANALYTICAL RESULTS

Project: YAT-AP-2
Pace Project No.: 92845334

Sample: YAT-AP2-EB-1 **Lab ID: 92845334010** Collected: 02/19/26 00:00 Received: 02/20/26 12:30 Matrix: Water

Parameters	Results	Units	Report Limit	MDL	DF	Prepared	Analyzed	CAS No.	Qual
Metals (ICPMS) 6020B	Analytical Method: EPA 6020B Preparation Method: 3015 Pace National - Mt. Juliet								
Lithium	ND	mg/L	0.00200	0.000600	1	02/26/26 09:35	02/27/26 13:22	7439-93-2	
2320B Alkalinity	Analytical Method: SM 2320B-2021 Pace Analytical Services - Asheville								
Alkalinity,Bicarbonate (CaCO3)	ND	mg/L	5.0	5.0	1		03/04/26 19:17		
Alkalinity,Carbonate (CaCO3)	ND	mg/L	5.0	5.0	1		03/04/26 19:17		
Alkalinity, Total as CaCO3	ND	mg/L	5.0	5.0	1		03/04/26 19:17		
2540C Total Dissolved Solids	Analytical Method: SM 2540C-2020 Pace Analytical Services - Asheville								
Total Dissolved Solids	ND	mg/L	25.0	25.0	1		02/25/26 12:00		
300.0 IC Anions 28 Days	Analytical Method: EPA 300.0 Rev 2.1 1993 Pace Analytical Services - Asheville								
Chloride	ND	mg/L	1.0	0.60	1		02/24/26 00:51	16887-00-6	
Fluoride	ND	mg/L	0.10	0.050	1		02/24/26 00:51	16984-48-8	
Sulfate	ND	mg/L	1.0	0.50	1		02/24/26 00:51	14808-79-8	
WC 6020B MET ICPMS	Analytical Method: EPA 6020B Preparation Method: EPA 3005A Pace Analytical Services - West Columbia								
Antimony	ND	mg/L	0.0020	0.00043	1	02/25/26 19:26	03/17/26 17:35	7440-36-0	
Arsenic	ND	mg/L	0.0020	0.00041	1	02/25/26 19:26	03/17/26 17:35	7440-38-2	
Barium	ND	mg/L	0.0050	0.00056	1	02/25/26 19:26	03/17/26 17:35	7440-39-3	
Beryllium	ND	mg/L	0.00040	0.00015	1	02/25/26 19:26	03/17/26 17:35	7440-41-7	
Boron	**0.021J**	mg/L	0.040	0.0073	1	02/25/26 19:26	03/17/26 17:35	7440-42-8	
Cadmium	ND	mg/L	0.00050	0.00010	1	02/25/26 19:26	03/17/26 17:35	7440-43-9	
Calcium	ND	mg/L	0.40	0.10	1	02/25/26 19:26	03/17/26 17:35	7440-70-2	
Chromium	**0.00031J**	mg/L	0.0050	0.00024	1	02/25/26 19:26	03/17/26 17:35	7440-47-3	
Cobalt	ND	mg/L	0.0050	0.00012	1	02/25/26 19:26	03/17/26 17:35	7440-48-4	
Lead	ND	mg/L	0.0010	0.00027	1	02/25/26 19:26	03/17/26 17:35	7439-92-1	
Magnesium	ND	mg/L	0.050	0.024	1	02/25/26 19:26	03/17/26 17:35	7439-95-4	
Molybdenum	ND	mg/L	0.010	0.0020	1	02/25/26 19:26	03/17/26 17:35	7439-98-7	
Potassium	ND	mg/L	0.40	0.13	1	02/25/26 19:26	03/17/26 17:35	7440-09-7	
Selenium	ND	mg/L	0.0050	0.00050	1	02/25/26 19:26	03/17/26 17:35	7782-49-2	
Sodium	ND	mg/L	0.40	0.083	1	02/25/26 19:26	03/17/26 17:35	7440-23-5	
Thallium	ND	mg/L	0.00050	0.00017	1	02/25/26 19:26	03/17/26 17:35	7440-28-0	
WCOL 7470 Mercury	Analytical Method: EPA 7470A Preparation Method: EPA 7470A Pace Analytical Services - West Columbia								
Mercury	ND	mg/L	0.00020	0.000091	1	02/25/26 12:48	02/25/26 19:55	7439-97-6	

This report shall not be reproduced, except in full,
without the written consent of Pace Analytical Services, LLC.

Pace Analytical Services, LLC
9800 Kincey Ave. Suite 100
Huntersville, NC 28078
(704)875-9092

ANALYTICAL RESULTS

Project: YAT-AP-2
Pace Project No.: 92845334

Sample: YAT-AP2-FB-1 **Lab ID: 92845334011** Collected: 02/19/26 00:00 Received: 02/20/26 12:30 Matrix: Water

Parameters	Results	Units	Report Limit	MDL	DF	Prepared	Analyzed	CAS No.	Qual
Metals (ICPMS) 6020B	Analytical Method: EPA 6020B Preparation Method: 3015 Pace National - Mt. Juliet								
Lithium	ND	mg/L	0.00200	0.000600	1	02/26/26 09:35	02/27/26 13:25	7439-93-2	
2320B Alkalinity	Analytical Method: SM 2320B-2021 Pace Analytical Services - Asheville								
Alkalinity,Bicarbonate (CaCO3)	ND	mg/L	5.0	5.0	1		03/04/26 19:21		
Alkalinity,Carbonate (CaCO3)	ND	mg/L	5.0	5.0	1		03/04/26 19:21		
Alkalinity, Total as CaCO3	ND	mg/L	5.0	5.0	1		03/04/26 19:21		
2540C Total Dissolved Solids	Analytical Method: SM 2540C-2020 Pace Analytical Services - Asheville								
Total Dissolved Solids	ND	mg/L	25.0	25.0	1		02/25/26 12:00		
300.0 IC Anions 28 Days	Analytical Method: EPA 300.0 Rev 2.1 1993 Pace Analytical Services - Asheville								
Chloride	ND	mg/L	1.0	0.60	1		02/24/26 01:05	16887-00-6	
Fluoride	ND	mg/L	0.10	0.050	1		02/24/26 01:05	16984-48-8	
Sulfate	ND	mg/L	1.0	0.50	1		02/24/26 01:05	14808-79-8	
WC 6020B MET ICPMS	Analytical Method: EPA 6020B Preparation Method: EPA 3005A Pace Analytical Services - West Columbia								
Antimony	ND	mg/L	0.0020	0.00043	1	02/25/26 19:26	03/17/26 17:45	7440-36-0	
Arsenic	ND	mg/L	0.0020	0.00041	1	02/25/26 19:26	03/17/26 17:45	7440-38-2	
Barium	ND	mg/L	0.0050	0.00056	1	02/25/26 19:26	03/17/26 17:45	7440-39-3	
Beryllium	ND	mg/L	0.00040	0.00015	1	02/25/26 19:26	03/17/26 17:45	7440-41-7	
Boron	ND	mg/L	0.040	0.0073	1	02/25/26 19:26	03/27/26 13:57	7440-42-8	
Cadmium	ND	mg/L	0.00050	0.00010	1	02/25/26 19:26	03/17/26 17:45	7440-43-9	
Calcium	ND	mg/L	0.40	0.10	1	02/25/26 19:26	03/17/26 17:45	7440-70-2	
Chromium	**0.00032J**	mg/L	0.0050	0.00024	1	02/25/26 19:26	03/17/26 17:45	7440-47-3	
Cobalt	ND	mg/L	0.0050	0.00012	1	02/25/26 19:26	03/17/26 17:45	7440-48-4	
Lead	ND	mg/L	0.0010	0.00027	1	02/25/26 19:26	03/17/26 17:45	7439-92-1	
Magnesium	ND	mg/L	0.050	0.024	1	02/25/26 19:26	03/17/26 17:45	7439-95-4	
Molybdenum	ND	mg/L	0.010	0.0020	1	02/25/26 19:26	03/17/26 17:45	7439-98-7	
Potassium	ND	mg/L	0.40	0.13	1	02/25/26 19:26	03/17/26 17:45	7440-09-7	
Selenium	ND	mg/L	0.0050	0.00050	1	02/25/26 19:26	03/17/26 17:45	7782-49-2	
Sodium	ND	mg/L	0.40	0.083	1	02/25/26 19:26	03/17/26 17:45	7440-23-5	
Thallium	ND	mg/L	0.00050	0.00017	1	02/25/26 19:26	03/17/26 17:45	7440-28-0	
WCOL 7470 Mercury	Analytical Method: EPA 7470A Preparation Method: EPA 7470A Pace Analytical Services - West Columbia								
Mercury	ND	mg/L	0.00020	0.000091	1	02/25/26 12:48	02/25/26 19:57	7439-97-6	

This report shall not be reproduced, except in full,
without the written consent of Pace Analytical Services, LLC.

Pace Analytical Services, LLC
9800 Kincey Ave. Suite 100
Huntersville, NC 28078
(704)875-9092

QUALITY CONTROL DATA

Project: YAT-AP-2
Pace Project No.: 92845334

QC Batch: 2701100
QC Batch Method: 3015
Analysis Method: EPA 6020B
Analysis Description: Metals (ICPMS) 6020B
Laboratory: Pace National - Mt. Juliet
Associated Lab Samples: 92845334001, 92845334002, 92845334003, 92845334004, 92845334005, 92845334006, 92845334007, 92845334008, 92845334010, 92845334011

METHOD BLANK: R4341708-1 Matrix: Water
Associated Lab Samples: 92845334001, 92845334002, 92845334003, 92845334004, 92845334005, 92845334006, 92845334007, 92845334008, 92845334010, 92845334011

Parameter	Units	Blank Result	Reporting Limit	MDL	Analyzed	Qualifiers
Lithium	mg/L	ND	0.00200	0.000600	02/27/26 11:40	

LABORATORY CONTROL SAMPLE: R4341708-2

Parameter	Units	Spike Conc.	LCS Result	LCS % Rec	% Rec Limits	Qualifiers
Lithium	mg/L	0.0500	0.0517	103	80.0-120	

MATRIX SPIKE & MATRIX SPIKE DUPLICATE: R4341708-4 R4341708-5

Parameter	Units	92845334008 Result	MS Spike Conc.	MSD Spike Conc.	MS Result	MSD Result	MS % Rec	MSD % Rec	% Rec Limits	RPD	Max RPD	Qual
Lithium	mg/L	0.00627	0.0500	0.0500	0.0562	0.0570	99.8	101	75.0-125	1.38	20	

Results presented on this page are in the units indicated by the "Units" column except where an alternate unit is presented to the right of the result.

This report shall not be reproduced, except in full,
without the written consent of Pace Analytical Services, LLC.

Pace Analytical Services, LLC
9800 Kincey Ave. Suite 100
Huntersville, NC 28078
(704)875-9092

QUALITY CONTROL DATA

Project: YAT-AP-2
Pace Project No.: 92845334

QC Batch: 994336
QC Batch Method: SM 2320B-2021
Analysis Method: SM 2320B-2021
Analysis Description: 2320B Alkalinity
Laboratory: Pace Analytical Services - Asheville
Associated Lab Samples: 92845334001, 92845334002, 92845334003

METHOD BLANK: 5111270 Matrix: Water
Associated Lab Samples: 92845334001, 92845334002, 92845334003

Parameter	Units	Blank Result	Reporting Limit	MDL	Analyzed	Qualifiers
Alkalinity, Total as CaCO3	mg/L	ND	5.0	5.0	03/03/26 23:23	
Alkalinity,Bicarbonate (CaCO3)	mg/L	ND	5.0	5.0	03/03/26 23:23	
Alkalinity,Carbonate (CaCO3)	mg/L	ND	5.0	5.0	03/03/26 23:23	

LABORATORY CONTROL SAMPLE: 5111271

Parameter	Units	Spike Conc.	LCS Result	LCS % Rec	% Rec Limits	Qualifiers
Alkalinity, Total as CaCO3	mg/L	50	51.9	104	80-120	

LABORATORY CONTROL SAMPLE: 5111272

Parameter	Units	Spike Conc.	LCS Result	LCS % Rec	% Rec Limits	Qualifiers
Alkalinity, Total as CaCO3	mg/L	50	51.7	103	80-120	

MATRIX SPIKE & MATRIX SPIKE DUPLICATE: 5111273 5111274

Parameter	Units	92844928003 Result	MS Spike Conc.	MSD Spike Conc.	MS Result	MSD Result	MS % Rec	MSD % Rec	% Rec Limits	RPD	Max RPD	Qual
Alkalinity, Total as CaCO3	mg/L	33.9	50	50	83.4	87.3	99	107	80-120	5	25	

MATRIX SPIKE & MATRIX SPIKE DUPLICATE: 5111275 5111276

Parameter	Units	92844928004 Result	MS Spike Conc.	MSD Spike Conc.	MS Result	MSD Result	MS % Rec	MSD % Rec	% Rec Limits	RPD	Max RPD	Qual
Alkalinity, Total as CaCO3	mg/L	39.9	50	50	87.6	90.5	95	101	80-120	3	25	

Results presented on this page are in the units indicated by the "Units" column except where an alternate unit is presented to the right of the result.

This report shall not be reproduced, except in full,
without the written consent of Pace Analytical Services, LLC.

Pace Analytical Services, LLC
9800 Kincey Ave. Suite 100
Huntersville, NC 28078
(704)875-9092

QUALITY CONTROL DATA

Project: YAT-AP-2
Pace Project No.: 92845334

QC Batch: 994338
QC Batch Method: SM 2320B-2021
Analysis Method: SM 2320B-2021
Analysis Description: 2320B Alkalinity
Laboratory: Pace Analytical Services - Asheville
Associated Lab Samples: 92845334004, 92845334005

METHOD BLANK: 5111282 Matrix: Water
Associated Lab Samples: 92845334004, 92845334005

Parameter	Units	Blank Result	Reporting Limit	MDL	Analyzed	Qualifiers
Alkalinity, Total as CaCO3	mg/L	ND	5.0	5.0	03/04/26 13:38	
Alkalinity,Bicarbonate (CaCO3)	mg/L	ND	5.0	5.0	03/04/26 13:38	
Alkalinity,Carbonate (CaCO3)	mg/L	ND	5.0	5.0	03/04/26 13:38	

LABORATORY CONTROL SAMPLE: 5111283

Parameter	Units	Spike Conc.	LCS Result	LCS % Rec	% Rec Limits	Qualifiers
Alkalinity, Total as CaCO3	mg/L	50	51.9	104	80-120	

LABORATORY CONTROL SAMPLE: 5111284

Parameter	Units	Spike Conc.	LCS Result	LCS % Rec	% Rec Limits	Qualifiers
Alkalinity, Total as CaCO3	mg/L	50	52.9	106	80-120	

MATRIX SPIKE & MATRIX SPIKE DUPLICATE: 5111285 5111286

Parameter	Units	92845334004 Result	MS Spike Conc.	MSD Spike Conc.	MS Result	MSD Result	MS % Rec	MSD % Rec	% Rec Limits	RPD	Max RPD	Qual
Alkalinity, Total as CaCO3	mg/L	104	50	50	150	158	91	107	80-120	5	25	

MATRIX SPIKE & MATRIX SPIKE DUPLICATE: 5111287 5111288

Parameter	Units	92845334005 Result	MS Spike Conc.	MSD Spike Conc.	MS Result	MSD Result	MS % Rec	MSD % Rec	% Rec Limits	RPD	Max RPD	Qual
Alkalinity, Total as CaCO3	mg/L	119	50	50	168	169	99	100	80-120	0	25	

Results presented on this page are in the units indicated by the "Units" column except where an alternate unit is presented to the right of the result.

This report shall not be reproduced, except in full,
without the written consent of Pace Analytical Services, LLC.

Pace Analytical Services, LLC
9800 Kincey Ave. Suite 100
Huntersville, NC 28078
(704)875-9092

QUALITY CONTROL DATA

Project: YAT-AP-2
Pace Project No.: 92845334

QC Batch: 994339
QC Batch Method: SM 2320B-2021
Analysis Method: SM 2320B-2021
Analysis Description: 2320B Alkalinity
Laboratory: Pace Analytical Services - Asheville
Associated Lab Samples: 92845334006, 92845334007, 92845334008, 92845334010, 92845334011

METHOD BLANK: 5111289 Matrix: Water
Associated Lab Samples: 92845334006, 92845334007, 92845334008, 92845334010, 92845334011

Parameter	Units	Blank Result	Reporting Limit	MDL	Analyzed	Qualifiers
Alkalinity, Total as CaCO3	mg/L	ND	5.0	5.0	03/04/26 17:01	
Alkalinity,Bicarbonate (CaCO3)	mg/L	ND	5.0	5.0	03/04/26 17:01	
Alkalinity,Carbonate (CaCO3)	mg/L	ND	5.0	5.0	03/04/26 17:01	

LABORATORY CONTROL SAMPLE: 5111290

Parameter	Units	Spike Conc.	LCS Result	LCS % Rec	% Rec Limits	Qualifiers
Alkalinity, Total as CaCO3	mg/L	50	51.8	104	80-120	

LABORATORY CONTROL SAMPLE: 5111291

Parameter	Units	Spike Conc.	LCS Result	LCS % Rec	% Rec Limits	Qualifiers
Alkalinity, Total as CaCO3	mg/L	50	51.0	102	80-120	

MATRIX SPIKE & MATRIX SPIKE DUPLICATE: 5111292 5111293

Parameter	Units	92845506024 Result	MS Spike Conc.	MSD Spike Conc.	MS Result	MSD Result	MS % Rec	MSD % Rec	% Rec Limits	RPD	Max RPD	Qual
Alkalinity, Total as CaCO3	mg/L	47.0	50	50	98.9	96.5	104	99	80-120	2	25	

MATRIX SPIKE & MATRIX SPIKE DUPLICATE: 5111294 5111295

Parameter	Units	92845256001 Result	MS Spike Conc.	MSD Spike Conc.	MS Result	MSD Result	MS % Rec	MSD % Rec	% Rec Limits	RPD	Max RPD	Qual
Alkalinity, Total as CaCO3	mg/L	388	50	50	436	436	95	94	80-120	0	25	

Results presented on this page are in the units indicated by the "Units" column except where an alternate unit is presented to the right of the result.

REPORT OF LABORATORY ANALYSIS

This report shall not be reproduced, except in full,
without the written consent of Pace Analytical Services, LLC.

Pace Analytical Services, LLC
9800 Kincey Ave. Suite 100
Huntersville, NC 28078
(704)875-9092

QUALITY CONTROL DATA

Project: YAT-AP-2
Pace Project No.: 92845334

QC Batch: 992460
QC Batch Method: SM 2540C-2020
Analysis Method: SM 2540C-2020
Analysis Description: 2540C Total Dissolved Solids
Laboratory: Pace Analytical Services - Asheville
Associated Lab Samples: 92845334001, 92845334002, 92845334003, 92845334004, 92845334005

METHOD BLANK: 5101990
Matrix: Water
Associated Lab Samples: 92845334001, 92845334002, 92845334003, 92845334004, 92845334005

Parameter	Units	Blank Result	Reporting Limit	MDL	Analyzed	Qualifiers
Total Dissolved Solids	mg/L	ND	25.0	25.0	02/22/26 15:13	

LABORATORY CONTROL SAMPLE: 5101991

Parameter	Units	Spike Conc.	LCS Result	LCS % Rec	% Rec Limits	Qualifiers
Total Dissolved Solids	mg/L	250	252	101	90-110	

SAMPLE DUPLICATE: 5101992

Parameter	Units	92845104003 Result	Dup Result	RPD	Max RPD	Qualifiers
Total Dissolved Solids	mg/L	431	440	2	25	

SAMPLE DUPLICATE: 5101993

Parameter	Units	92845332017 Result	Dup Result	RPD	Max RPD	Qualifiers
Total Dissolved Solids	mg/L	608	602	1	25	

Results presented on this page are in the units indicated by the "Units" column except where an alternate unit is presented to the right of the result.

This report shall not be reproduced, except in full,
without the written consent of Pace Analytical Services, LLC.

Pace Analytical Services, LLC
9800 Kincey Ave. Suite 100
Huntersville, NC 28078
(704)875-9092

QUALITY CONTROL DATA

Project: YAT-AP-2
Pace Project No.: 92845334

QC Batch: 992980
QC Batch Method: SM 2540C-2020
Analysis Method: SM 2540C-2020
Analysis Description: 2540C Total Dissolved Solids
Laboratory: Pace Analytical Services - Asheville
Associated Lab Samples: 92845334006, 92845334007, 92845334008, 92845334010, 92845334011

METHOD BLANK: 5104547
Matrix: Water
Associated Lab Samples: 92845334006, 92845334007, 92845334008, 92845334010, 92845334011

Parameter	Units	Blank Result	Reporting Limit	MDL	Analyzed	Qualifiers
Total Dissolved Solids	mg/L	ND	25.0	25.0	02/25/26 11:59	

LABORATORY CONTROL SAMPLE: 5104548

Parameter	Units	Spike Conc.	LCS Result	LCS % Rec	% Rec Limits	Qualifiers
Total Dissolved Solids	mg/L	250	244	98	90-110	

SAMPLE DUPLICATE: 5104549

Parameter	Units	92845287005 Result	Dup Result	RPD	Max RPD	Qualifiers
Total Dissolved Solids	mg/L	212	163	26	25	D6

SAMPLE DUPLICATE: 5104550

Parameter	Units	92845342016 Result	Dup Result	RPD	Max RPD	Qualifiers
Total Dissolved Solids	mg/L	67.0	58.0	14	25	

Results presented on this page are in the units indicated by the "Units" column except where an alternate unit is presented to the right of the result.

This report shall not be reproduced, except in full,
without the written consent of Pace Analytical Services, LLC.

Pace Analytical Services, LLC
9800 Kincey Ave. Suite 100
Huntersville, NC 28078
(704)875-9092

QUALITY CONTROL DATA

Project: YAT-AP-2
Pace Project No.: 92845334

QC Batch: 992349
QC Batch Method: EPA 300.0 Rev 2.1 1993
Analysis Method: EPA 300.0 Rev 2.1 1993
Analysis Description: 300.0 IC Anions
Laboratory: Pace Analytical Services - Asheville
Associated Lab Samples: 92845334001, 92845334002

METHOD BLANK: 5101728
Matrix: Water
Associated Lab Samples: 92845334001, 92845334002

Parameter	Units	Blank Result	Reporting Limit	MDL	Analyzed	Qualifiers
Chloride	mg/L	ND	1.0	0.60	02/21/26 13:52	
Fluoride	mg/L	ND	0.10	0.050	02/21/26 13:52	
Sulfate	mg/L	ND	1.0	0.50	02/21/26 13:52	

LABORATORY CONTROL SAMPLE: 5101729

Parameter	Units	Spike Conc.	LCS Result	LCS % Rec	% Rec Limits	Qualifiers
Chloride	mg/L	50	49.8	100	90-110	
Fluoride	mg/L	2.5	2.6	103	90-110	
Sulfate	mg/L	50	50.0	100	90-110	

MATRIX SPIKE & MATRIX SPIKE DUPLICATE: 5101730 5101731

Parameter	Units	92845115022 Result	MS Spike Conc.	MSD Spike Conc.	MS Result	MSD Result	MS % Rec	MSD % Rec	% Rec Limits	RPD	Max RPD	Qual
Chloride	mg/L	1.7	50	50	51.1	51.3	99	99	90-110	0	10	
Fluoride	mg/L	0.059J	2.5	2.5	2.4	2.4	94	94	90-110	1	10	
Sulfate	mg/L	1.1	50	50	50.4	50.5	99	99	90-110	0	10	

MATRIX SPIKE & MATRIX SPIKE DUPLICATE: 5101732 5101733

Parameter	Units	92845334002 Result	MS Spike Conc.	MSD Spike Conc.	MS Result	MSD Result	MS % Rec	MSD % Rec	% Rec Limits	RPD	Max RPD	Qual
Chloride	mg/L	14.4	50	50	64.4	64.4	100	100	90-110	0	10	
Fluoride	mg/L	0.059J	2.5	2.5	2.5	2.5	97	98	90-110	1	10	
Sulfate	mg/L	83.1	50	50	119	118	72	70	90-110	1	10	M1

Results presented on this page are in the units indicated by the "Units" column except where an alternate unit is presented to the right of the result.

REPORT OF LABORATORY ANALYSIS

This report shall not be reproduced, except in full,
without the written consent of Pace Analytical Services, LLC.

Pace Analytical Services, LLC
9800 Kincey Ave. Suite 100
Huntersville, NC 28078
(704)875-9092

QUALITY CONTROL DATA

Project: YAT-AP-2
Pace Project No.: 92845334

QC Batch: 992350
QC Batch Method: EPA 300.0 Rev 2.1 1993
Analysis Method: EPA 300.0 Rev 2.1 1993
Analysis Description: 300.0 IC Anions
Laboratory: Pace Analytical Services - Asheville
Associated Lab Samples: 92845334003, 92845334004, 92845334005

METHOD BLANK: 5101734
Matrix: Water
Associated Lab Samples: 92845334003, 92845334004, 92845334005

Parameter	Units	Blank Result	Reporting Limit	MDL	Analyzed	Qualifiers
Chloride	mg/L	ND	1.0	0.60	02/21/26 21:16	
Fluoride	mg/L	ND	0.10	0.050	02/21/26 21:16	
Sulfate	mg/L	ND	1.0	0.50	02/21/26 21:16	

LABORATORY CONTROL SAMPLE: 5101735

Parameter	Units	Spike Conc.	LCS Result	LCS % Rec	% Rec Limits	Qualifiers
Chloride	mg/L	50	50.5	101	90-110	
Fluoride	mg/L	2.5	2.5	99	90-110	
Sulfate	mg/L	50	50.7	101	90-110	

MATRIX SPIKE & MATRIX SPIKE DUPLICATE: 5101736 5101737

Parameter	Units	92845334003 Result	MS Spike Conc.	MSD Spike Conc.	MS Result	MSD Result	MS % Rec	MSD % Rec	% Rec Limits	RPD	Max RPD	Qual
Chloride	mg/L	15.5	50	50	65.5	65.4	100	100	90-110	0	10	
Fluoride	mg/L	0.082J	2.5	2.5	2.5	2.5	97	96	90-110	1	10	
Sulfate	mg/L	83.9	50	50	121	120	74	71	90-110	1	10	M1

MATRIX SPIKE & MATRIX SPIKE DUPLICATE: 5101738 5101739

Parameter	Units	92845342009 Result	MS Spike Conc.	MSD Spike Conc.	MS Result	MSD Result	MS % Rec	MSD % Rec	% Rec Limits	RPD	Max RPD	Qual
Chloride	mg/L	6.3	50	50	56.2	56.3	100	100	90-110	0	10	
Fluoride	mg/L	0.25	2.5	2.5	2.6	2.6	94	95	90-110	1	10	
Sulfate	mg/L	149	50	50	191	191	84	85	90-110	0	10	M1

Results presented on this page are in the units indicated by the "Units" column except where an alternate unit is presented to the right of the result.

This report shall not be reproduced, except in full,
without the written consent of Pace Analytical Services, LLC.

Pace Analytical Services, LLC
9800 Kincey Ave. Suite 100
Huntersville, NC 28078
(704)875-9092

QUALITY CONTROL DATA

Project: YAT-AP-2
Pace Project No.: 92845334

QC Batch: 992693
QC Batch Method: EPA 300.0 Rev 2.1 1993
Analysis Method: EPA 300.0 Rev 2.1 1993
Analysis Description: 300.0 IC Anions
Laboratory: Pace Analytical Services - Asheville
Associated Lab Samples: 92845334006, 92845334007, 92845334008, 92845334010, 92845334011

METHOD BLANK: 5102904 Matrix: Water
Associated Lab Samples: 92845334006, 92845334007, 92845334008, 92845334010, 92845334011

Parameter	Units	Blank Result	Reporting Limit	MDL	Analyzed	Qualifiers
Chloride	mg/L	ND	1.0	0.60	02/23/26 23:54	
Fluoride	mg/L	ND	0.10	0.050	02/23/26 23:54	
Sulfate	mg/L	ND	1.0	0.50	02/23/26 23:54	

LABORATORY CONTROL SAMPLE: 5102905

Parameter	Units	Spike Conc.	LCS Result	LCS % Rec	% Rec Limits	Qualifiers
Chloride	mg/L	50	51.5	103	90-110	
Fluoride	mg/L	2.5	2.6	103	90-110	
Sulfate	mg/L	50	51.7	103	90-110	

MATRIX SPIKE & MATRIX SPIKE DUPLICATE: 5102906 5102907

Parameter	Units	92845334006 Result	MS Spike Conc.	MSD Spike Conc.	MS Result	MSD Result	MS % Rec	MSD % Rec	% Rec Limits	RPD	Max RPD	Qual
Chloride	mg/L	15.9	50	50	65.5	66.8	99	102	90-110	2	10	
Fluoride	mg/L	0.18	2.5	2.5	2.6	2.7	98	100	90-110	2	10	
Sulfate	mg/L	2.5	50	50	52.5	53.7	100	102	90-110	2	10	

MATRIX SPIKE & MATRIX SPIKE DUPLICATE: 5102908 5102909

Parameter	Units	92845342015 Result	MS Spike Conc.	MSD Spike Conc.	MS Result	MSD Result	MS % Rec	MSD % Rec	% Rec Limits	RPD	Max RPD	Qual
Chloride	mg/L	3.9	50	50	54.0	54.8	100	102	90-110	2	10	
Fluoride	mg/L	ND	2.5	2.5	2.6	2.7	103	106	90-110	3	10	
Sulfate	mg/L	111	50	50	155	156	89	91	90-110	1	10	M1

Results presented on this page are in the units indicated by the "Units" column except where an alternate unit is presented to the right of the result.

REPORT OF LABORATORY ANALYSIS

This report shall not be reproduced, except in full,
without the written consent of Pace Analytical Services, LLC.

Pace Analytical Services, LLC
9800 Kincey Ave. Suite 100
Huntersville, NC 28078
(704)875-9092

QUALITY CONTROL DATA

Project: YAT-AP-2
Pace Project No.: 92845334

QC Batch: 993116
QC Batch Method: EPA 3005A
Analysis Method: EPA 6020B
Analysis Description: WC 6020B MET
Laboratory: Pace Analytical Services - West Columbia
Associated Lab Samples: 92845334001, 92845334002, 92845334003, 92845334004, 92845334005

METHOD BLANK: 5105101
Matrix: Water
Associated Lab Samples: 92845334001, 92845334002, 92845334003, 92845334004, 92845334005

Parameter	Units	Blank Result	Reporting Limit	MDL	Analyzed	Qualifiers
Antimony	mg/L	ND	0.0020	0.00043	03/13/26 15:40	
Arsenic	mg/L	ND	0.0020	0.00041	03/13/26 15:40	
Barium	mg/L	ND	0.0050	0.00056	03/13/26 15:40	
Beryllium	mg/L	ND	0.00040	0.00015	03/20/26 21:40	
Boron	mg/L	ND	0.040	0.0073	03/20/26 21:40	
Cadmium	mg/L	ND	0.00050	0.00010	03/13/26 15:40	
Calcium	mg/L	ND	0.40	0.10	03/13/26 15:40	
Chromium	mg/L	ND	0.0050	0.00024	03/13/26 15:40	
Cobalt	mg/L	ND	0.0050	0.00012	03/13/26 15:40	
Lead	mg/L	ND	0.0010	0.00027	03/13/26 15:40	
Magnesium	mg/L	ND	0.050	0.024	03/13/26 15:40	
Molybdenum	mg/L	ND	0.010	0.0020	03/13/26 15:40	
Potassium	mg/L	ND	0.40	0.13	03/13/26 15:40	
Selenium	mg/L	ND	0.0050	0.00050	03/13/26 15:40	
Sodium	mg/L	ND	0.40	0.083	03/13/26 15:40	
Thallium	mg/L	ND	0.00050	0.00017	03/13/26 15:40	

LABORATORY CONTROL SAMPLE: 5105102

Parameter	Units	Spike Conc.	LCS Result	LCS % Rec	% Rec Limits	Qualifiers
Antimony	mg/L	0.1	0.10	100	80-120	
Arsenic	mg/L	0.1	0.099	99	80-120	
Barium	mg/L	0.1	0.10	102	80-120	
Beryllium	mg/L	0.1	0.095	95	80-120	
Boron	mg/L	0.1	0.10	101	80-120	
Cadmium	mg/L	0.1	0.098	98	80-120	
Calcium	mg/L	1	1.1	109	80-120	
Chromium	mg/L	0.1	0.10	104	80-120	
Cobalt	mg/L	0.1	0.10	105	80-120	
Lead	mg/L	0.1	0.11	109	80-120	
Magnesium	mg/L	1	1.0	101	80-120	
Molybdenum	mg/L	0.1	0.092	92	80-120	
Potassium	mg/L	1	1.0	103	80-120	
Selenium	mg/L	0.1	0.11	107	80-120	
Sodium	mg/L	1	1.0	102	80-120	
Thallium	mg/L	0.1	0.10	103	80-120	

Results presented on this page are in the units indicated by the "Units" column except where an alternate unit is presented to the right of the result.

This report shall not be reproduced, except in full,
without the written consent of Pace Analytical Services, LLC.

Pace Analytical Services, LLC
9800 Kincey Ave. Suite 100
Huntersville, NC 28078
(704)875-9092

QUALITY CONTROL DATA

Project: YAT-AP-2
Pace Project No.: 92845334

MATRIX SPIKE & MATRIX SPIKE DUPLICATE: 5105103 5105104

Parameter	Units	92845104002 Result	MS Spike Conc.	MSD Spike Conc.	MS Result	MSD Result	MS % Rec	MSD % Rec	% Rec Limits	RPD	Max RPD	Qual
Antimony	mg/L	ND	0.1	0.1	0.10	0.096	100	96	75-125	4	20	
Arsenic	mg/L	ND	0.1	0.1	0.10	0.095	101	95	75-125	6	20	
Barium	mg/L	0.067	0.1	0.1	0.17	0.16	102	92	75-125	6	20	
Beryllium	mg/L	ND	0.1	0.1	0.10	0.10	102	102	75-125	1	20	
Boron	mg/L	0.61	0.1	0.1	0.74	0.82	126	205	75-125	10	20	M1
Cadmium	mg/L	ND	0.1	0.1	0.099	0.094	99	94	75-125	4	20	
Calcium	mg/L	31.6	1	1	32.7	30.5	110	-109	75-125	7	20	M1
Chromium	mg/L	0.00032J	0.1	0.1	0.11	0.10	106	100	75-125	5	20	
Cobalt	mg/L	0.0014J	0.1	0.1	0.10	0.099	103	98	75-125	5	20	
Lead	mg/L	ND	0.1	0.1	0.10	0.095	102	95	75-125	7	20	
Magnesium	mg/L	26.1	1	1	27.2	26.2	110	13	75-125	4	20	M1
Molybdenum	mg/L	ND	0.1	0.1	0.093	0.090	93	89	75-125	4	20	
Potassium	mg/L	3.8	1	1	4.8	4.5	105	76	75-125	6	20	
Selenium	mg/L	ND	0.1	0.1	0.10	0.096	104	96	75-125	8	20	
Sodium	mg/L	16.4	1	1	17.4	16.8	105	38	75-125	4	20	M1
Thallium	mg/L	ND	0.1	0.1	0.10	0.098	105	98	75-125	7	20	

Results presented on this page are in the units indicated by the "Units" column except where an alternate unit is presented to the right of the result.

This report shall not be reproduced, except in full,
without the written consent of Pace Analytical Services, LLC.

Pace Analytical Services, LLC
9800 Kincey Ave. Suite 100
Huntersville, NC 28078
(704)875-9092

QUALITY CONTROL DATA

Project: YAT-AP-2
Pace Project No.: 92845334

QC Batch: 993136
QC Batch Method: EPA 3005A
Analysis Method: EPA 6020B
Analysis Description: WC 6020B MET
Laboratory: Pace Analytical Services - West Columbia
Associated Lab Samples: 92845334006, 92845334007, 92845334008, 92845334010, 92845334011

METHOD BLANK: 5105240
Matrix: Water
Associated Lab Samples: 92845334006, 92845334007, 92845334008, 92845334010, 92845334011

Parameter	Units	Blank Result	Reporting Limit	MDL	Analyzed	Qualifiers
Antimony	mg/L	ND	0.0020	0.00043	03/17/26 16:30	
Arsenic	mg/L	ND	0.0020	0.00041	03/17/26 16:30	
Barium	mg/L	ND	0.0050	0.00056	03/17/26 16:30	
Beryllium	mg/L	ND	0.00040	0.00015	03/17/26 16:30	
Boron	mg/L	ND	0.040	0.0073	03/17/26 16:30	
Cadmium	mg/L	ND	0.00050	0.00010	03/17/26 16:30	
Calcium	mg/L	ND	0.40	0.10	03/17/26 16:30	
Chromium	mg/L	ND	0.0050	0.00024	03/17/26 16:30	
Cobalt	mg/L	ND	0.0050	0.00012	03/17/26 16:30	
Lead	mg/L	ND	0.0010	0.00027	03/17/26 16:30	
Magnesium	mg/L	ND	0.050	0.024	03/17/26 16:30	
Molybdenum	mg/L	ND	0.010	0.0020	03/17/26 16:30	
Potassium	mg/L	ND	0.40	0.13	03/17/26 16:30	
Selenium	mg/L	ND	0.0050	0.00050	03/17/26 16:30	
Sodium	mg/L	ND	0.40	0.083	03/17/26 16:30	
Thallium	mg/L	ND	0.00050	0.00017	03/17/26 16:30	

LABORATORY CONTROL SAMPLE: 5105241

Parameter	Units	Spike Conc.	LCS Result	LCS % Rec	% Rec Limits	Qualifiers
Antimony	mg/L	0.1	0.098	98	80-120	
Arsenic	mg/L	0.1	0.099	99	80-120	
Barium	mg/L	0.1	0.098	98	80-120	
Beryllium	mg/L	0.1	0.098	98	80-120	
Boron	mg/L	0.1	0.10	101	80-120	
Cadmium	mg/L	0.1	0.10	100	80-120	
Calcium	mg/L	1	1.0	104	80-120	
Chromium	mg/L	0.1	0.099	99	80-120	
Cobalt	mg/L	0.1	0.10	104	80-120	
Lead	mg/L	0.1	0.096	96	80-120	
Magnesium	mg/L	1	1.0	100	80-120	
Molybdenum	mg/L	0.1	0.098	98	80-120	
Potassium	mg/L	1	1.1	106	80-120	
Selenium	mg/L	0.1	0.097	97	80-120	
Sodium	mg/L	1	1.0	102	80-120	
Thallium	mg/L	0.1	0.096	96	80-120	

Results presented on this page are in the units indicated by the "Units" column except where an alternate unit is presented to the right of the result.

This report shall not be reproduced, except in full,
without the written consent of Pace Analytical Services, LLC.

Pace Analytical Services, LLC
9800 Kincey Ave. Suite 100
Huntersville, NC 28078
(704)875-9092

QUALITY CONTROL DATA

Project: YAT-AP-2
Pace Project No.: 92845334

MATRIX SPIKE & MATRIX SPIKE DUPLICATE: 5105242 5105243

Parameter	Units	92845332016 Result	MS Spike Conc.	MSD Spike Conc.	MS Result	MSD Result	MS % Rec	MSD % Rec	% Rec Limits	RPD	Max RPD	Qual
Antimony	mg/L	ND	0.1	0.1	0.10	0.099	100	99	75-125	1	20	
Arsenic	mg/L	ND	0.1	0.1	0.10	0.099	100	99	75-125	1	20	
Barium	mg/L	77.4 ug/L	0.1	0.1	0.18	0.18	101	100	75-125	0	20	
Beryllium	mg/L	ND	0.1	0.1	0.096	0.092	95	91	75-125	4	20	
Boron	mg/L	304 ug/L	0.1	0.1	0.39	0.38	89	80	75-125	2	20	
Cadmium	mg/L	ND	0.1	0.1	0.10	0.10	103	102	75-125	1	20	
Calcium	mg/L	23200 ug/L	1	1	23.7	23.4	55	25	75-125	1	20	
Chromium	mg/L	ND	0.1	0.1	0.10	0.10	100	99	75-125	1	20	
Cobalt	mg/L	ND	0.1	0.1	0.11	0.11	105	104	75-125	1	20	
Lead	mg/L	ND	0.1	0.1	0.10	0.10	99	99	75-125	1	20	
Magnesium	mg/L	4850 ug/L	1	1	6.0	6.0	111	111	75-125	0	20	
Molybdenum	mg/L	ND	0.1	0.1	0.10	0.099	99	99	75-125	0	20	
Potassium	mg/L	4820 ug/L	1	1	5.8	5.9	102	111	75-125	1	20	
Selenium	mg/L	ND	0.1	0.1	0.10	0.10	100	100	75-125	0	20	
Sodium	mg/L	16200 ug/L	1	1	17.5	17.4	131	121	75-125	1	20	
Thallium	mg/L	ND	0.1	0.1	0.097	0.096	97	96	75-125	1	20	

Results presented on this page are in the units indicated by the "Units" column except where an alternate unit is presented to the right of the result.

This report shall not be reproduced, except in full,
without the written consent of Pace Analytical Services, LLC.

Pace Analytical Services, LLC
9800 Kincey Ave. Suite 100
Huntersville, NC 28078
(704)875-9092

QUALITY CONTROL DATA

Project: YAT-AP-2
Pace Project No.: 92845334

QC Batch: 992433
QC Batch Method: EPA 7470A
Analysis Method: EPA 7470A
Analysis Description: WCOL 7470 Mercury
Laboratory: Pace Analytical Services - West Columbia
Associated Lab Samples: 92845334001, 92845334003, 92845334004, 92845334005

METHOD BLANK: 5101931
Matrix: Water
Associated Lab Samples: 92845334001, 92845334003, 92845334004, 92845334005

Parameter	Units	Blank Result	Reporting Limit	MDL	Analyzed	Qualifiers
Mercury	mg/L	ND	0.00020	0.000091	02/24/26 22:41	

LABORATORY CONTROL SAMPLE: 5101932

Parameter	Units	Spike Conc.	LCS Result	LCS % Rec	% Rec Limits	Qualifiers
Mercury	mg/L	0.002	0.0021	104	80-120	

MATRIX SPIKE & MATRIX SPIKE DUPLICATE: 5101933 5101934

Parameter	Units	92845334003 Result	MS Spike Conc.	MSD Spike Conc.	MS Result	MSD Result	MS % Rec	MSD % Rec	% Rec Limits	RPD	Max RPD	Qual
Mercury	mg/L	0.00011J	0.002	0.002	0.0024	0.0022	113	105	80-120	7	20	

Results presented on this page are in the units indicated by the "Units" column except where an alternate unit is presented to the right of the result.

This report shall not be reproduced, except in full,
without the written consent of Pace Analytical Services, LLC.

Pace Analytical Services, LLC
9800 Kincey Ave. Suite 100
Huntersville, NC 28078
(704)875-9092

QUALITY CONTROL DATA

Project: YAT-AP-2
Pace Project No.: 92845334

QC Batch: 992951
QC Batch Method: EPA 7470A
Analysis Method: EPA 7470A
Analysis Description: WCOL 7470 Mercury
Laboratory: Pace Analytical Services - West Columbia
Associated Lab Samples: 92845334006, 92845334007, 92845334008, 92845334010, 92845334011

METHOD BLANK: 5104468 Matrix: Water
Associated Lab Samples: 92845334006, 92845334007, 92845334008, 92845334010, 92845334011

Parameter	Units	Blank Result	Reporting Limit	MDL	Analyzed	Qualifiers
Mercury	mg/L	ND	0.00020	0.000091	02/25/26 18:57	

LABORATORY CONTROL SAMPLE: 5104469

Parameter	Units	Spike Conc.	LCS Result	LCS % Rec	% Rec Limits	Qualifiers
Mercury	mg/L	0.002	0.0022	108	80-120	

MATRIX SPIKE & MATRIX SPIKE DUPLICATE: 5104470 5104471

Parameter	Units	92845336011 Result	MS Spike Conc.	MSD Spike Conc.	MS Result	MSD Result	MS % Rec	MSD % Rec	% Rec Limits	RPD	Max RPD	Qual
Mercury	mg/L	ND	0.002	0.002	0.0021	0.0021	102	102	80-120	1	20	

Results presented on this page are in the units indicated by the "Units" column except where an alternate unit is presented to the right of the result.

This report shall not be reproduced, except in full,
without the written consent of Pace Analytical Services, LLC.

Pace Analytical Services, LLC
9800 Kincey Ave. Suite 100
Huntersville, NC 28078
(704)875-9092

QUALITY CONTROL DATA

Project: YAT-AP-2
Pace Project No.: 92845334

QC Batch: 992954
QC Batch Method: EPA 7470A
Analysis Method: EPA 7470A
Analysis Description: WCOL 7470 Mercury
Laboratory: Pace Analytical Services - West Columbia
Associated Lab Samples: 92845334002

METHOD BLANK: 5104482 Matrix: Water
Associated Lab Samples: 92845334002

Parameter	Units	Blank Result	Reporting Limit	MDL	Analyzed	Qualifiers
Mercury	mg/L	ND	0.00020	0.000091	03/04/26 17:12	

LABORATORY CONTROL SAMPLE: 5104483

Parameter	Units	Spike Conc.	LCS Result	LCS % Rec	% Rec Limits	Qualifiers
Mercury	mg/L	0.002	0.0021	104	80-120	

MATRIX SPIKE & MATRIX SPIKE DUPLICATE: 5113613 5113614

Parameter	Units	92846106003 Result	MS Spike Conc.	MSD Spike Conc.	MS Result	MSD Result	MS % Rec	MSD % Rec	% Rec Limits	RPD	Max RPD	Qual
Mercury	mg/L	ND	0.002	0.002	0.0020	0.0021	100	106	80-120	6	20	

Results presented on this page are in the units indicated by the "Units" column except where an alternate unit is presented to the right of the result.

This report shall not be reproduced, except in full,
without the written consent of Pace Analytical Services, LLC.

Pace Analytical Services, LLC
9800 Kincey Ave. Suite 100
Huntersville, NC 28078
(704)875-9092

QUALIFIERS

Project: YAT-AP-2
Pace Project No.: 92845334

DEFINITIONS

DF - Dilution Factor, if reported, represents the factor applied to the reported data due to dilution of the sample aliquot.

ND - Not Detected at or above adjusted reporting limit.

TNTC - Too Numerous To Count

J - Estimated concentration above the adjusted method detection limit and below the adjusted reporting limit.

MDL - Adjusted Method Detection Limit.

PQL - Practical Quantitation Limit.

RL - Reporting Limit - The lowest concentration value that meets project requirements for quantitative data with known precision and bias for a specific analyte in a specific matrix.

S - Surrogate

1,2-Diphenylhydrazine decomposes to and cannot be separated from Azobenzene using Method 8270. The result for each analyte is a combined concentration.

Consistent with EPA guidelines, unrounded data are displayed and have been used to calculate % recovery and RPD values.

LCS(D) - Laboratory Control Sample (Duplicate)

MS(D) - Matrix Spike (Duplicate)

DUP - Sample Duplicate

RPD - Relative Percent Difference

NC - Not Calculable.

SG - Silica Gel - Clean-Up

U - Indicates the compound was analyzed for, but not detected.

Acid preservation may not be appropriate for 2 Chloroethylvinyl ether.

A separate vial preserved to a pH of 4-5 is recommended in SW846 Chapter 4 for the analysis of Acrolein and Acrylonitrile by EPA Method 8260.

N-Nitrosodiphenylamine decomposes and cannot be separated from Diphenylamine using Method 8270. The result reported for each analyte is a combined concentration.

Reported results are not rounded until the final step prior to reporting. Therefore, calculated parameters that are typically reported as "Total" may vary slightly from the sum of the reported component parameters.

Pace Analytical is TNI accredited. Contact your Pace PM for the current list of accredited analytes.

TNI - The NELAC Institute.

WORKORDER QUALIFIERS

WO: 92845334

[1]	ARCADIS
[2]	DO NOT DILUTE. MUST MEET REPORTING LIMITS. LET PM KNOW FIRST IF THERE ARE ISSUES.

ANALYTE QUALIFIERS

D6	The precision between the sample and sample duplicate exceeded laboratory control limits.
M1	Matrix spike recovery exceeded QC limits. Batch accepted based on laboratory control sample (LCS) recovery.

This report shall not be reproduced, except in full,
without the written consent of Pace Analytical Services, LLC.

Pace Analytical Services, LLC
9800 Kincey Ave. Suite 100
Huntersville, NC 28078
(704)875-9092

QUALITY CONTROL DATA CROSS REFERENCE TABLE

Project: YAT-AP-2
Pace Project No.: 92845334

Lab ID	Sample ID	QC Batch Method	QC Batch	Analytical Method	Analytical Batch
92845334001	**YAT-YGWC-29IB**	3015	2701100	EPA 6020B	2701100
92845334002	**YAT-YGWC-26S**	3015	2701100	EPA 6020B	2701100
92845334003	**YAT-YGWC-26I**	3015	2701100	EPA 6020B	2701100
92845334004	**YAT-YGWC-27S**	3015	2701100	EPA 6020B	2701100
92845334005	**YAT-YGWC-27I**	3015	2701100	EPA 6020B	2701100
92845334006	**YAT-YGWC-28S**	3015	2701100	EPA 6020B	2701100
92845334007	**YAT-YGWC-28I**	3015	2701100	EPA 6020B	2701100
92845334008	**YAT-AP2-FD-1**	3015	2701100	EPA 6020B	2701100
92845334010	**YAT-AP2-EB-1**	3015	2701100	EPA 6020B	2701100
92845334011	**YAT-AP2-FB-1**	3015	2701100	EPA 6020B	2701100
92845334001	**YAT-YGWC-29IB**	SM 2320B-2021	994336		
92845334002	**YAT-YGWC-26S**	SM 2320B-2021	994336		
92845334003	**YAT-YGWC-26I**	SM 2320B-2021	994336		
92845334004	**YAT-YGWC-27S**	SM 2320B-2021	994338		
92845334005	**YAT-YGWC-27I**	SM 2320B-2021	994338		
92845334006	**YAT-YGWC-28S**	SM 2320B-2021	994339		
92845334007	**YAT-YGWC-28I**	SM 2320B-2021	994339		
92845334008	**YAT-AP2-FD-1**	SM 2320B-2021	994339		
92845334010	**YAT-AP2-EB-1**	SM 2320B-2021	994339		
92845334011	**YAT-AP2-FB-1**	SM 2320B-2021	994339		
92845334001	**YAT-YGWC-29IB**	SM 2540C-2020	992460		
92845334002	**YAT-YGWC-26S**	SM 2540C-2020	992460		
92845334003	**YAT-YGWC-26I**	SM 2540C-2020	992460		
92845334004	**YAT-YGWC-27S**	SM 2540C-2020	992460		
92845334005	**YAT-YGWC-27I**	SM 2540C-2020	992460		
92845334006	**YAT-YGWC-28S**	SM 2540C-2020	992980		
92845334007	**YAT-YGWC-28I**	SM 2540C-2020	992980		
92845334008	**YAT-AP2-FD-1**	SM 2540C-2020	992980		
92845334010	**YAT-AP2-EB-1**	SM 2540C-2020	992980		
92845334011	**YAT-AP2-FB-1**	SM 2540C-2020	992980		
92845334001	**YAT-YGWC-29IB**	EPA 300.0 Rev 2.1 1993	992349		
92845334002	**YAT-YGWC-26S**	EPA 300.0 Rev 2.1 1993	992349		
92845334003	**YAT-YGWC-26I**	EPA 300.0 Rev 2.1 1993	992350		
92845334004	**YAT-YGWC-27S**	EPA 300.0 Rev 2.1 1993	992350		
92845334005	**YAT-YGWC-27I**	EPA 300.0 Rev 2.1 1993	992350		
92845334006	**YAT-YGWC-28S**	EPA 300.0 Rev 2.1 1993	992693		
92845334007	**YAT-YGWC-28I**	EPA 300.0 Rev 2.1 1993	992693		
92845334008	**YAT-AP2-FD-1**	EPA 300.0 Rev 2.1 1993	992693		
92845334010	**YAT-AP2-EB-1**	EPA 300.0 Rev 2.1 1993	992693		
92845334011	**YAT-AP2-FB-1**	EPA 300.0 Rev 2.1 1993	992693		
92845334001	**YAT-YGWC-29IB**	EPA 3005A	993116	EPA 6020B	997038
92845334002	**YAT-YGWC-26S**	EPA 3005A	993116	EPA 6020B	997038
92845334003	**YAT-YGWC-26I**	EPA 3005A	993116	EPA 6020B	997038
92845334004	**YAT-YGWC-27S**	EPA 3005A	993116	EPA 6020B	997038

This report shall not be reproduced, except in full,
without the written consent of Pace Analytical Services, LLC.

Pace Analytical Services, LLC
9800 Kincey Ave. Suite 100
Huntersville, NC 28078
(704)875-9092

QUALITY CONTROL DATA CROSS REFERENCE TABLE

Project: YAT-AP-2
Pace Project No.: 92845334

Lab ID	Sample ID	QC Batch Method	QC Batch	Analytical Method	Analytical Batch
92845334005	**YAT-YGWC-27I**	EPA 3005A	993116	EPA 6020B	997038
92845334006	**YAT-YGWC-28S**	EPA 3005A	993136	EPA 6020B	997707
92845334007	**YAT-YGWC-28I**	EPA 3005A	993136	EPA 6020B	997707
92845334008	**YAT-AP2-FD-1**	EPA 3005A	993136	EPA 6020B	997707
92845334010	**YAT-AP2-EB-1**	EPA 3005A	993136	EPA 6020B	997707
92845334011	**YAT-AP2-FB-1**	EPA 3005A	993136	EPA 6020B	997707
92845334001	**YAT-YGWC-29IB**	EPA 7470A	992433	EPA 7470A	993143
92845334002	**YAT-YGWC-26S**	EPA 7470A	992954	EPA 7470A	994857
92845334003	**YAT-YGWC-26I**	EPA 7470A	992433	EPA 7470A	993143
92845334004	**YAT-YGWC-27S**	EPA 7470A	992433	EPA 7470A	993143
92845334005	**YAT-YGWC-27I**	EPA 7470A	992433	EPA 7470A	993143
92845334006	**YAT-YGWC-28S**	EPA 7470A	992951	EPA 7470A	993454
92845334007	**YAT-YGWC-28I**	EPA 7470A	992951	EPA 7470A	993454
92845334008	**YAT-AP2-FD-1**	EPA 7470A	992951	EPA 7470A	993454
92845334010	**YAT-AP2-EB-1**	EPA 7470A	992951	EPA 7470A	993454
92845334011	**YAT-AP2-FB-1**	EPA 7470A	992951	EPA 7470A	993454

This report shall not be reproduced, except in full,
without the written consent of Pace Analytical Services, LLC.

Pace	DC#_Title: ENV-FRM-HUN1-0083 v05_Sample Condition Upon Receipt
	Effective Date: 05/24/2024

Laboratory receiving samples:

Asheville ☐ Eden ☐ Greenwood ☐ Huntersville ☐ Raleigh ☐ Mechanicsville ☐ Atlanta ☑ Kernersville ☐

Sample Condition Upon Receipt

Client Name: GAPower

Project #:

WO# : 92845334

92845334

Courier: ☐ Commercial ☐ Fed Ex ☑ Pace ☐ UPS ☐ USPS ☐ Other:____ ☐ Client

Custody Seal Present? ☐ Yes ☑ No Seals Intact? ☐ Yes ☐ No ☑ N/A

Date/Initials Person Examining Contents: 2/19/26 TM

Packing Material: ☐ Bubble Wrap ☐ Bubble Bags ☑ None ☐ Other

Biological Tissue Frozen? ☐ Yes ☐ No ☑ N/A

Thermometer: ☑ IR Gun ID: 083

Type of Ice: ☑ Wet ☐ Blue ☐ None

Cooler Temp: 2.1

Correction Factor: Add/Subtract (°C) 0.0

Temp should be above freezing to 6°C

☐ Samples out of temp criteria. Samples on ice, cooling process has begun

Cooler Temp Corrected (°C): 2.1

USDA Regulated Soil (☐ N/A, water sample)

Did samples originate in a quarantine zone within the United States: CA, NY, or SC (check maps)? ☐ Yes ☐ No

Did samples originate from a foreign source (internationally, including Hawaii and Puerto Rico)? ☐ Yes ☐ No

				Comments/Discrepancy:
Chain of Custody Present?	☑ Yes	☐ No	☐ N/A	1.
Samples Arrived within Hold Time?	☑ Yes	☐ No	☐ N/A	2.
Short Hold Time Analysis (<72 hr.)?	☐ Yes	☑ No	☐ N/A	3.
Rush Turn Around Time Requested?	☐ Yes	☑ No	☐ N/A	4.
Sufficient Volume?	☑ Yes	☐ No	☐ N/A	5.
Correct Containers Used?	☑ Yes	☐ No	☐ N/A	6.
-Pace Containers Used?	☑ Yes	☐ No	☐ N/A	
Containers Intact?	☑ Yes	☐ No	☐ N/A	7.
Dissolved analysis: Samples Field Filtered?	☐ Yes	☐ No	☑ N/A	8.
Sample Labels Match COC?	☑ Yes	☐ No	☐ N/A	9.
-Includes Date/Time/ID/Analysis Matrix: W				
Headspace in VOA Vials (>5-6mm)?	☐ Yes	☐ No	☑ N/A	10.
Trip Blank Present?	☐ Yes	☐ No	☑ N/A	11.
Trip Blank Custody Seals Present?	☐ Yes	☐ No	☑ N/A	

COMMENTS/SAMPLE DISCREPANCY

Field Data Required? ☐ Yes ☐ No

Lot ID of split containers:

CLIENT NOTIFICATION/RESOLUTION

Person contacted: _____ Date/Time: _____

Project Manager SCURF Review: _____ **Date:** _____

Project Manager SRF Review: _____ **Date:** _____

Pace	DC#_Title: ENV-FRM-HUN1-0083 v05_Sample Condition Upon Receipt
	Effective Date: 05/24/2024

WO#: 92845334

PM: BV Due Date: 03/05/26

CLIENT: 92-GP--Yates

*Check mark top half of box if pH and/or dechlorination is verified and within the acceptance range for preservation samples.

Exceptions: VOA, Coliform, TOC, Oil and Grease, DRO/8015 (water) DOC, LLHg

**Bottom half of box is to list number of bottles

***Check all unpreserved Nitrates for chlorine

Project #

Laboratory Receiving Location: Asheville ☐ Eden ☐ Greenwood ☐ Huntersville ☐ Raleigh ☐ Mechanicsville ☐ Atlanta ☐ Kernersville ☐

Client_____ Profile/EZ (Circle one)_____ Notes_____

Item#	BP4U-125 mL Plastic Unpreserved (N/A) (Cl-)	BP3U-250 mL Plastic Unpreserved (N/A)	BP2U-500 mL Plastic Unpreserved (N/A)	BP1U-1 liter Plastic Unpreserved (N/A)	BP1N	BP4S-125 mL Plastic H2SO4 (pH < 2) (C-)	BP3N-250 mL plastic HNO3 (pH < 2)	BP4Z-125 mL Plastic ZN Acetate & NaOH (>9)	BP4B-125 mL Plastic NaOH (pH > 12) (Cl-)	WGFU-Wide-mouthed Glass jar Unpreserved	AG1U-1 liter Amber Unpreserved (N/A) (Cl-)	AG1H-1 liter Amber HCl (pH < 2)	AG3U-250 mL Amber Unpreserved (N/A) (Cl-)	AG1S-1 liter Amber H2SO4 (pH < 2)	AG3S-250 mL Amber H2SO4 (pH < 2)	DG94-40 mL Amber NH4Cl (N/A)(Cl-)	DG9H-40 mL VOA HCl (N/A)	VG9T-40 mL VOA Na2S2O3 (N/A)	VG9U-40 mL VOA Unpreserved (N/A)	DG9V-40 mL VOA H3PO4 (N/A)	KP7U-50 mL Plastic Unpreserved (N/A)	V/GK (3 vials per kit)-VP-H/Gas kit (N/A)	SP5T-125 mL Sterile Plastic (N/A – lab)	SP2T-250 mL Sterile Plastic (N/A – lab)		BP3R-250 mL Plastic (NH2)2SO4 (9.3-9.7)	AG0U-100 mL Amber Unpreserved (N/A) (Cl-)	VSGU-20 mL Scintillation vials (N/A)	DG9U-40 mL Amber Unpreserved vials (N/A)
CC																													
1		2	1		2		2																						
2		2	1		2		2																						
3		2	1		2		2																						
4		2	1		2		2																						
5		2	1		2		2																						
6		2	1		2		2																						
7		2	1		2		2																						
8		2	1		2		2																						
9		2	1		2		2																						
10		2	1		2		2																						
11		2	1		2		2																						
12		2	1		2		2																						

pH Adjustment Log for Preserved Samples

Sample ID	Type of Preservative	pH upon receipt	Date preservation adjusted	Time preservation adjusted	Amount of Preservative added	Lot #

Note: Whenever there is a discrepancy affecting North Carolina compliance samples, a copy of this form will be sent to the North Carolina DENR Certification Office (i.e. Out of hold, incorrect preservative, out of temp, incorrect containers.

Pace analytical	**DC#_Title: ENV-FRM-HUN1-0083 v05_Sample Condition Upon Receipt**
	Effective Date: 05/24/2024

*Check mark top half of box if pH and/or dechlorination is verified and within the acceptance range for preservation samples.
Exceptions: VOA, Coliform, TOC, Oil and Grease, DRO/8015 (water) DOC, LLHg
**Bottom half of box is to list number of bottles
***Check all unpreserved Nitrates for chlorine

Project #

Laboratory Receiving Location: Asheville ☐ Eden ☐ Greenwood ☐ Huntersville ☐ Raleigh ☐ Mechanicsville ☐ Atlanta ☐ Kernersville ☐

Client_____ Profile/EZ (Circle one)_____ Notes_____

Item#	BP4U-125 mL Plastic Unpreserved (N/A) (Cl-)	BP3U-250 mL Plastic Unpreserved (N/A)	BP2U-500 mL Plastic Unpreserved (N/A)	BP1U-1 liter Plastic Unpreserved (N/A)	BP4S-125 mL Plastic H2SO4 (pH < 2) (Cl-)	BP3N-250 mL plastic HNO3 (pH < 2)	BP4Z-125 mL Plastic ZN Acetate & NaOH (>9)	BP4B-125 mL Plastic NaOH (pH > 12) (Cl-)	WGFU-Wide-mouthed Glass jar Unpreserved	AG1U-1 liter Amber Unpreserved (N/A) (Cl-)	AG1H-1 liter Amber HCl (pH < 2)	AG3U-250 mL Amber Unpreserved (N/A) (Cl-)	AG1S-1 liter Amber H2SO4 (pH < 2)	AG3S-250 mL Amber H2SO4 (pH < 2)	DG94-40 mL Amber NH4Cl (N/A)(Cl-)	DG9H-40 mL VOA HCl (N/A)	VG9T-40 mL VOA Na2S2O3 (N/A)	VG9U-40 mL VOA Unpreserved (N/A)	DG9V-40 mL VOA H3PO4 (N/A)	KP7U-50 mL Plastic Unpreserved (N/A)	V/GK (3 vials per kit)-VPH/Gas kit (N/A)	SP5T-125 mL Sterile Plastic (N/A – lab)	SP2T-250 mL Sterile Plastic (N/A – lab)		BP3R-250 mL Plastic (NH2)2SO4 (9.3-9.7)	AG0U-100 mL Amber Unpreserved (N/A) (Cl-)	VSGU-20 mL Scintillation vials (N/A)	DG9U-40 mL Amber Unpreserved vials (N/A)
CC																												
1		2	1		2	2																						
2		2	1		2	2																						
3		2	1		2	2																						
4		2	1		2	2																						
5		2	1		2	2																						
6		2	1		2	2																						
7		2	1		2	2																						
8		2	1		2	2																						
9		2	1		2	2																						
10		2	1		2	2																						
11		2	1		2	2																						
12		2	1		2	2																						

pH Adjustment Log for Preserved Samples

Sample ID	Type of Preservative	pH upon receipt	Date preservation adjusted	Time preservation adjusted	Amount of Preservative added	Lot #

Note: Whenever there is a discrepancy affecting North Carolina compliance samples, a copy of this form will be sent to the North Carolina DENR Certification Office (i.e. Out of hold, incorrect preservative, out of temp, incorrect containers.

Pace® Location Requested (City/State):
Pace Analytical Charlotte
9800 Kincey Ave. Suite 100, Huntersville, NC 28078

CHAIN-OF-CUSTODY Analytical Request Document

Chain-of-Custody is a LEGAL DOCUMENT - Complete all relevant fields

LAB USE ONLY- Affix Workorder/Login Label Here

Scan QR Code for instructions

Company Name: Southern Company
Street Address: 241 Ralph McGill Blvd, Atlanta, GA 30308

Contact/Report To: Trey Singleton
Phone #: 205 346.3317
E-Mail: rosingle@southernco.com
Cc E-Mail: Arcadis contacts

Customer Project #: Task No. YAT-CCR-ASSMT-2026S1
Project Name: Georgia Power Yates
Site Collection Info/Facility ID (as applicable): YAT AP-2

Invoice To:
Invoice E-Mail:
Purchase Order # (if applicable): GPC82474-0002
Quote #:

Time Zone Collected: [ ] AK [ ] PT [ ] MT [ ] CT [X] ET

County / State origin of sample(s): Georgia

Data Deliverables:
[X] Level II [ ] Level III [ ] Level IV
[X] EQUIS
[ ] Other_____

Regulatory Program (DW, RCRA, etc.) as applicable:

Rush (Pre-approval required):
[ ] 2 Day [ ] 3 day [ ] 5 day [ ] Other_____

Date Results Requested:

DW PWSID # or WW Permit # as applicable:

Field Filtered (if applicable): [ ] Yes [X] No
Analysis:

Specify Container Size **: 3 | 3 | 2 | 1 | 3
Identify Container Preservative Type***: 2 | 1 | 1 | 2 | 1

**Container Size: (1) 1L, (2) 500mL, (3) 250m., (4) 125mL, (5) 100mL, (6) 40mL vial, (7) EnCore, (8) TerraCore, (9) Other

*** Preservative Types: (1) None, (2) HNO3, (3) H2SO4, (4) HCl, (5) NaOH, (6) Zn Acetate, (7) NaHSO4, (8) Sod. Thiosulfate, (9) Ascorbic Acid, (10) MeOH, (11) Other

Lab Use Only: Proj. Mgr: Bonnie Vang; AcctNum / Client ID:; Table #:; Profile / Template: 16561; Prelog / Bottle Ord. ID:

* Matrix Codes (Insert in Matrix box below): Drinking Water (DW), Ground Water (GW), Waste Water (WW), Product (P), Soil/Solid (SS), Oil (OL), Wipe (WP), Tissue (TS), Bioassay (B), Vapor (V), Other (OT), Surface Water (SW), Sediment (SED), Sludge (SL), Caulk

Customer Sample ID	Matrix *	Comp / Grab	Collected (or Composite Start) Date	Collected (or Composite Start) Time	Composite End Date	Composite End Time	Res. CL2	Number & Type of Containers Plastic	Number & Type of Containers Glass	App III/IV Metals + Na, K, Mg	Cl, F, SO4 (EPA 300.0)	TDS (SM 2540C)	RAD SW846 9315/8320	Alkalinity (SM2320B)	Sample Comment	Preservation non-conformance identified for sample.
YAT-YGWC-26S	WG	G						7		X	X	X	X	X	See Remarks	
YAT-YGWC-26I	WG	G						7		X	X	X	X	X	See Remarks	
YAT-YGWC-27S	WG	G						7		X	X	X	X	X	See Remarks	
YAT-YGWC-27I	WG	G						7		X	X	X	X	X	See Remarks	
YAT-YGWC-28S	WG	G						7		X	X	X	X	X	See Remarks	
YAT-YGWC-28I	WG	G						7		X	X	X	X	X	See Remarks	
YAT-AP2-FD-1	WG	G						7		X	X	X	X	X	See Remarks	
YAT-AP2-EB-1	WG	G						7		X	X	X	X	X	See Remarks	
YAT-AP2-FB-1	WG	G						7		X	X	X	X	X	See Remarks	
YAT-YGWC-29IB	WG	G	2/18/26	1700	—	—		7		X	X	X	X	X	See Remarks	

Customer Remarks / Special Conditions / Possible Hazards:
App III Metals: 6020B: B; 6010D: Ca
App IV: Metals 6020B: Sb, As, Ba, Be, Cd, Cr, Co, Pb, Li, Mo, Se, Tl; 7040A: Hg.
Additional metals (6010D): Na, K, Mg; For Alkalinity: report total, carbonate, and bicarbonate

Collected By:
Printed Name: (Arcadis) David Prouty
Signature (Arcadis):

Additional Instructions from Pace®:

Coolers: Thermometer ID: Correction Factor (°C): Obs. Temp. (°C) Corrected Temp. (°C)

Relinquished by/Company: (Signature)	Date/Time	Received by/Company: (Signature)	Date/Time
	2/19/26 0730	Ryan Brown / Arcadis	2/19/26 0730
Ryan Brown / Arcadis	2/19/26 0840	Ryan Williams / Pace	2/19/26 0840
Ryan Williams / Pace	2/19/26 1315		2/19/26 1315

Tracking Number:

Delivered by: [ ] In-Person [ ] Courier [ ] FedEX [ ] UPS [ ] Other

Page: of

Submitting a sample via this chain of custody constitutes acknowledgment and acceptance of the Pace® Terms and Conditions found at https://www.pacelabs.com/resource-library/resource/pace-terms-and-conditions/

ENV-FRM-CORQ-0019_v01_082123 ©

Pace® Location Requested (City/State):
Pace Analytical Charlotte
9800 Kincey Ave Suite 100, Huntersville, NC 28078

CHAIN-OF-CUSTODY Analytical Request Document

Chain-of-Custody is a LEGAL DOCUMENT - Complete all relevant fields

LAB USE ONLY- Affix Workorder/Login Label Here

Scan QR Code for instructions

Company Name:	Southern Company	Contact/Report To:	Trey Singleton
Street Address:	241 Ralph McGill Blvd, Atlanta, GA 30308	Phone #:	205.346.3317
		E-Mail:	rosingle@southernco.com
		Cc E-Mail:	Arcadis contacts
Customer Project #:	Task No. YAT-CCR-ASSMT-202651	Invoice To:	
Project Name:	Georgia Power Yates	Invoice E-Mail:	
Site Collection Info/Facility ID (as applicable): YAT AP-2		Purchase Order # (if applicable):	GPC82474-0002
		Quote #:	
Time Zone Collected: [ ] AK [ ] PT [ ] MT [X] CT [X] ET		County / State origin of sample(s):	Georgia
Data Deliverables: [X] Level II [ ] Level III [ ] Level IV [X] EQUIS [ ] Other_____		Regulatory Program (DW, RCRA, etc.) as applicable:	
		Rush (Pre-approval required): [ ] 2 Day [ ] 3 day [ ] 5 day [ ] Other_____ Date Results Requested:	DW PWSID # or WW Permit # as applicable: Field Filtered (if applicable): [ ] Yes [X] No Analysis:

Specify Container Size **: 3 3 2 1 3

**Container Size: (1) 1L, (2) 500mL, (3) 250mL, (4) 125mL, (5) 100mL, (6) 40mL vial, (7) EnCore, (8) TerraCore, (9) Other

Identify Container Preservative Type***: 2 1 1 2 1

*** Preservative Types: (1) None, (2) HNO3, (3) H2SO4, (4) HCl, (5) NaOH, (6) Zn Acetate, (7) NaHSO4, (8) Sod. Thiosulfate, (9) Ascorbic Acid, (10) MeOH, (11) Other

Analysis Requested

Lab Use Only: Proj. Mgr: Bonnie Vang; AcctNum / Client ID:; Table #:; Profile / Template: 16561; Prelog / Bottle Ord. ID:

* Matrix Codes (Insert in Matrix box below): Drinking Water (DW), Ground Water (GW), Waste Water (WW), Product (P), Soil/Solid (SS), Oil (OL), Wipe (WP), Tissue (TS), Bioassay (B), Vapor (V), Other (OT), Surface Water (SW),Sediment (SED), Sludge (SL), Caulk

Customer Sample ID	Matrix *	Comp / Grab	Collected (or Composite Start) Date	Collected (or Composite Start) Time	Composite End Date	Composite End Time	Res. CL2	Number & Type of Containers Plastic	Number & Type of Containers Glass	App III/IV Metals + Na, K, Mg	Cl, F, SO4 (EPA 300.0)	TDS (SM 2540C)	RAD SW846 9315/8320	Alkalinity (SM2320B)	Sample Comment	Preservation non-conformance identified for sample.
✓ YAT-YGWC-26S	WG	G	2/18/26	1315				7		X	X	X	X	X	See Remarks	
✓ YAT-YGWC-26I	WG	G	2/18/26	1435				7		X	X	X	X	X	See Remarks	
✓ YAT-YGWC-27S	WG	G	2/18/26	1605				7		X	X	X	X	X	See Remarks	
✓ YAT-YGWC-27I	WG	G	2/18/26	1700				7		X	X	X	X	X	See Remarks	
YAT-YGWC-28S	WG	G						7		X	X	X	X	X	See Remarks	
YAT-YGWC-28I	WG	G						7		X	X	X	X	X	See Remarks	
YAT-AP2-FD-1	WG	G						7		X	X	X	X	X	See Remarks	
YAT-AP2-EB-1	WG	G						7		X	X	X	X	X	See Remarks	
YAT-AP2-FB-1	WG	G						7		X	X	X	X	X	See Remarks	
YAT-YGWC-29IB	WG	G						7		X	X	X	X	X	See Remarks	

Customer Remarks / Special Conditions / Possible Hazards:
App III Metals: 6020B: B; 6010D: Ca
App IV: Metals 6020B: Sb, As, Ba, Be, Cd, Cr, Co, Pb, Li, Mo, Se, Tl; 7040A: Hg.
Additional metals (6010D): Na, K, Mg; For Alkalinity: report total, carbonate, and bicarbonate

Collected By:
Printed Name: (Arcadis) - Perry Studebaker
Signature: (Arcadis) - Perry Studebaker

Additional Instructions from Pace®:

Coolers: Thermometer ID: Correction Factor (°C): Obs. Temp. (°C) Corrected Temp. (°C)

Relinquished by/Company: (Signature)	Date/Time:	Received by/Company: (Signature)	Date/Time:
Perry Studebaker / Arcadis	2/19/26 0840	Lyan Williams / Pace	2/19/26 0840
Lyan Williams / Pace	2/19/26 1315	Charles Hale 2/19/26	1315

Tracking Number:

Delivered by: [ ] In-Person [ ] Courier [ ] FedEX [ ] UPS [ ] Other

Page: of

Submitting a sample via this chain of custody constitutes acknowledgment and acceptance of the Pace® Terms and Conditions found at https://www.pacelabs.com/resource-library/resource/pace-terms-and-conditions/

ENV-FRM-CORQ-0019_v01_082123

5334 + 5537

DC#_Title: ENV-FRM-HUN1-0083 v05_Sample Condition Upon Receipt

Effective Date: 05/24/2024

Laboratory receiving samples:

Asheville ☐ Eden ☐ Greenwood ☐ Huntersville ☐ Raleigh ☐ Mechanicsville ☐ Atlanta ☑ Kernersville ☐

Sample Condition Upon Receipt

Client Name: GA Power

Project #:

Courier: ☐ Commercial ☐ Fed Ex ☐ UPS ☐ USPS ☑ Client ☑ Pace ☐ Other:____

JG 2/20/26

Custody Seal Present? ☐ Yes ☑ No **Seals Intact?** ☐ Yes ☐ No ☑ N/A

Date/Initials Person Examining Contents: JG 2/20/26

Packing Material: ☑ Bubble Wrap ☐ Bubble Bags ☐ None ☐ Other

Biological Tissue Frozen? ☐ Yes ☐ No ☑ N/A

Thermometer: ☑ IR Gun ID: 214

Type of Ice: ☑ Wet ☐ Blue ☐ None

Cooler Temp: 4.3

Correction Factor: Add/Subtract (°C) 0.0

Temp should be above freezing to 6°C

☐ Samples out of temp criteria. Samples on ice, cooling process has begun

Cooler Temp Corrected (°C): 4.3

USDA Regulated Soil (☐ N/A, water sample)

Did samples originate in a quarantine zone within the United States: CA, NY, or SC (check maps)? ☐ Yes ☐ No

Did samples originate from a foreign source (internationally, including Hawaii and Puerto Rico)? ☐ Yes ☐ No

				Comments/Discrepancy:
Chain of Custody Present?	☑ Yes	☐ No	☐ N/A	1.
Samples Arrived within Hold Time?	☑ Yes	☐ No	☐ N/A	2.
Short Hold Time Analysis (<72 hr.)?	☐ Yes	☑ No	☐ N/A	3.
Rush Turn Around Time Requested?	☐ Yes	☑ No	☐ N/A	4.
Sufficient Volume?	☑ Yes	☐ No	☐ N/A	5.
Correct Containers Used?	☑ Yes	☐ No	☐ N/A	6.
-Pace Containers Used?	☑ Yes	☐ No	☐ N/A	
Containers Intact?	☑ Yes	☐ No	☐ N/A	7.
Dissolved analysis: Samples Field Filtered?	☐ Yes	☐ No	☑ N/A	8.
Sample Labels Match COC? -Includes Date/Time/ID/Analysis Matrix: WG	☑ Yes	☐ No	☐ N/A	9.
Headspace in VOA Vials (>5-6mm)?	☐ Yes	☐ No	☑ N/A	10.
Trip Blank Present?	☐ Yes	☐ No	☑ N/A	11.
Trip Blank Custody Seals Present?	☐ Yes	☐ No	☑ N/A	

COMMENTS/SAMPLE DISCREPANCY

Field Data Required? ☐ Yes ☐ No

Lot ID of split containers:

CLIENT NOTIFICATION/RESOLUTION

Person contacted: _____ Date/Time: _____

Project Manager SCURF Review: _____ **Date:** _____

Project Manager SRF Review: _____ **Date:** _____

Pace

DC#_Title: ENV-FRM-HUN1-0083 v05_Sample Condition Upon Receipt

Effective Date: 05/24/2024

*Check mark top half of box if pH and/or dechlorination is verified and within the acceptance range for preservation samples.
Exceptions: VOA, Coliform, TOC, Oil and Grease, DRO/8015 (water) DOC, LLHg
**Bottom half of box is to list number of bottles
***Check all unpreserved Nitrates for chlorine

Project #

Laboratory Receiving Location: Asheville ☐ Eden ☐ Greenwood ☐ Huntersville ☐ Raleigh ☐ Mechanicsville ☐ Atlanta ☑ Kernersville ☐

Client GA Power Profile/EZ (Circle one)_____ Notes_____

Item#	BP4U-125 mL Plastic Unpreserved (N/A) (Cl-)	BP3U-250 mL Plastic Unpreserved (N/A)	BP2U-500 mL Plastic Unpreserved (N/A)	BP1U-1 liter Plastic Unpreserved (N/A)		BP4S-125 mL Plastic H2SO4 (pH < 2) (Cl-)	BP3N-250 mL plastic HNO3 (pH < 2)	BP4Z-125 mL Plastic ZN Acetate & NaOH (>9)	BP4B-125 mL Plastic NaOH (pH > 12) (Cl-)	WGFU-Wide-mouthed Glass jar Unpreserved	AG1U-1 liter Amber Unpreserved (N/A) (Cl-)	AG1H-1 liter Amber HCl (pH < 2)	AG3U-250 mL Amber Unpreserved (N/A) (Cl-)	AG1S-1 liter Amber H2SO4 (pH < 2)	AG3S-250 mL Amber H2SO4 (pH < 2)	DG94-40 mL Amber NH4Cl (N/A)(Cl-)	DG9H-40 mL VOA HCl (N/A)	VG9T-40 mL VOA Na2S2O3 (N/A)	VG9U-40 mL VOA Unpreserved (N/A)	DG9V-40 mL VOA H3PO4 (N/A)	KP7U-50 mL Plastic Unpreserved (N/A)	V/GK (3 vials per kit)-VPH/Gas kit (N/A)	SPST-125 mL Sterile Plastic (N/A – lab)	SP2T-250 mL Sterile Plastic (N/A – lab)	GPIN	BP3R-250 mL Plastic (NH2)2SO4 (9.3-9.7)	AGOU-100 mL Amber Unpreserved (N/A) (Cl-)	VSGU-20 mL Scintillation vials (N/A)	DG9U-40 mL Amber Unpreserved vials (N/A)
CC																														
1		2	1				2 ✓																			2				
2		2	1				2 ✓																			2				
3		2	1				2 ✓																			2				
4		2	1				2 ✓																			2				
5		2	1				2 ✓																			2				
6		2	1				2 ✓																			2				
7		2	1				2 ✓																			2				
8		2	1				2 ✓																			2				
9		2	1				2 ✓																			2				
10		2	1				2 ✓																			2				
11		2	1				2 ✓																			2				
12		2	1				2 ✓																			2				

pH Adjustment Log for Preserved Samples

Sample ID	Type of Preservative	pH upon receipt	Date preservation adjusted	Time preservation adjusted	Amount of Preservative added	Lot #

Note: Whenever there is a discrepancy affecting North Carolina compliance samples, a copy of this form will be sent to the North Carolina DENR Certification Office (i.e. Out of hold, incorrect preservative, out of temp, incorrect containers.

Pace

DC#_Title: ENV-FRM-HUN1-0083 v05_Sample Condition Upon Receipt

Effective Date: 05/24/2024

*Check mark top half of box if pH and/or dechlorination is verified and within the acceptance range for preservation samples.
Exceptions: VOA, Coliform, TOC, Oil and Grease, DRO/8015 (water) DOC, LLHg
**Bottom half of box is to list number of bottles
***Check all unpreserved Nitrates for chlorine

Project #

Laboratory Receiving Location: Asheville ☐ Eden ☐ Greenwood ☐ Huntersville ☐ Raleigh ☐ Mechanicsville ☐ Atlanta ☑ Kernersville ☐

Client GA Power Profile/EZ (Circle one)_____ Notes_____

Item#	BP4U-125 mL Plastic Unpreserved (N/A) (Cl-)	BP3U-250 mL Plastic Unpreserved (N/A)	BP2U-500 mL Plastic Unpreserved (N/A)	BP1U-1 liter Plastic Unpreserved (N/A)		BP4S-125 mL Plastic H2SO4 (pH < 2) (Cl-)	BP3N-250 mL plastic HNO3 (pH < 2)	BP4Z-125 mL Plastic ZN Acetate & NaOH (>9)	BP4B-125 mL Plastic NaOH (pH > 12) (Cl-)	WGFU-Wide-mouthed Glass jar Unpreserved	AG1U-1 liter Amber Unpreserved (N/A) (Cl-)	AG1H-1 liter Amber HCl (pH < 2)	AG3U-250 mL Amber Unpreserved (N/A) (Cl-)	AG1S-1 liter Amber H2SO4 (pH < 2)	AG3S-250 mL Amber H2SO4 (pH < 2)	DG94-40 mL Amber NH4Cl (N/A)(Cl-)	DG9H-40 mL VOA HCl (N/A)	VG9T-40 mL VOA Na2S2O3 (N/A)	VG9U-40 mL VOA Unpreserved (N/A)	DG9V-40 mL VOA H3PO4 (N/A)	KP7U-50 mL Plastic Unpreserved (N/A)	V/GK (3 vials per kit)-VPH/Gas kit (N/A)	SPST-125 mL Sterile Plastic (N/A – lab)	SP2T-250 mL Sterile Plastic (N/A – lab)	BPIN	BP3R-250 mL Plastic (NH2)2SO4 (9.3-9.7)	AGDU-100 mL Amber Unpreserved (N/A) (Cl-)	VSGU-20 mL Scintillation vials (N/A)	DG9U-40 mL Amber Unpreserved vials (N/A)
CC																													
1/13		2	1				2 ✓																		2				
2/14		2	1				2 ✓																		2				
3/15		2	1				2 ✓																		2				
4/16		2	1				2 ✓																		2				
5																													
6																													
7																													
8																													
9																													
10																													
11																													
12																													

pH Adjustment Log for Preserved Samples

Sample ID	Type of Preservative	pH upon receipt	Date preservation adjusted	Time preservation adjusted	Amount of Preservative added	Lot #

Note: Whenever there is a discrepancy affecting North Carolina compliance samples, a copy of this form will be sent to the North Carolina DENR Certification Office (i.e. Out of hold, incorrect preservative, out of temp, incorrect containers.

Pace® Location Requested (City/State):
Pace Analytical Charlotte
9800 Kincey Ave. Suite 100, Huntersville, NC 28078

CHAIN-OF-CUSTODY Analytical Request Document

Chain-of-Custody is a LEGAL DOCUMENT - Complete all relevant fields

LAB USE ONLY- Affix Workorder/Login Label Here

Scan QR Code for instructions

Company Name: Southern Company
Street Address: 241 Ralph McGill Blvd, Atlanta, GA 30308
Customer Project #: Task No. YAT-CCR-ASSMT-2026S1
Project Name: Georgia Power Yates
Site Collection Info/Facility ID (as applicable): YAT AP-2

Contact/Report To: Trey Singleton
Phone #: 205.346.3317
E-Mail: rosingle@southernco.com
Cc E-Mail: Arcadis contacts
Invoice To:
Invoice E-Mail:
Purchase Order # (If applicable): GPC82474-0002
Quote #:

Time Zone Collected: [ ] AK [ ] PT [ ] MT [X] CT [X] ET
County / State origin of sample(s): Georgia

Data Deliverables:
[X] Level II [ ] Level III [ ] Level IV
[X] EQUIS
[ ] Other_____

Regulatory Program (DW, RCRA, etc.) as applicable:
Rush (Pre-approval required): [ ] 2 Day [ ] 3 day [ ] 5 day [ ] Other_____
Date Results Requested:
DW PWSID # or WW Permit # as applicable:
Field Filtered (if applicable): [ ] Yes [X] No
Analysis:

* Matrix Codes (Insert in Matrix box below): Drinking Water (DW), Ground Water (GW), Waste Water (WW), Product (P), Soil/Solid (SS), Oil (OL), Wipe (WP), Tissue (TS), Bioassay (B), Vapor (V), Other (OT), Surface Water (SW),Sediment (SED), Sludge (SL), Caulk

Specify Container Size **: 3 3 2 1 3
Identify Container Preservative Type***: 2 1 1 2 1
Analysis Requested

**Container Size: (1) 1L, (2) 500mL, (3) 250mL, (4) 125mL, (5) 100mL, (6) 40mL vial, (7) EnCore, (8) TerraCore, (9) Other
*** Preservative Types: (1) None, (2) HNO3, (3) H2SO4, (4) HCl, (5) NaOH, (6) Zn Acetate, (7) NaHSO4, (8) Sod. Thiosulfate, (9) Ascorbic Acid, (10) MeOH, (11) Other

Lab Use Only: Proj. Mgr: Bonnie Vang; AcctNum / Client ID:; Table #:; Profile / Template: 16561; Prelog / Bottle Ord. ID:

Customer Sample ID	Matrix *	Comp / Grab	Collected (or Composite Start) Date	Time	Composite End Date	Time	Res. CL2	Number & Type of Containers Plastic	Glass	App III/IV Metals + Na, K, Mg	Cl, F, SO4 (EPA 300.0)	TDS (SM 2540C)	RAD SW846 9315/8320	Alkalinity (SM2320B)	Sample Comment	Preservation non-conformance identified for sample.
YAT-YGWC-26S	WG	G						7		X	X	X	X	X	See Remarks	
YAT-YGWC-26I	WG	G						7		X	X	X	X	X	See Remarks	
YAT-YGWC-27S	WG	G						7		X	X	X	X	X	See Remarks	
YAT-YGWC-27I	WG	G						7		X	X	X	X	X	See Remarks	
YAT-YGWC-28S	WG	G	2/19/26	1245				7		X	X	X	X	X	See Remarks	
YAT-YGWC-28I	WG	G	2/19/26	1055				7		X	X	X	X	X	See Remarks	
YAT-AP2-FD-1	WG	G	2/19/26					7		X	X	X	X	X	See Remarks	
YAT-AP2-EB-1	WG	G	2/19/26					7		X	X	X	X	X	See Remarks	
YAT-AP2-FB-1	WG	G	2/19/26					7		X	X	X	X	X	See Remarks	
YAT-YGWC-29IB	WG	G						7		X	X	X	X	X	See Remarks	

Customer Remarks / Special Conditions / Possible Hazards:
App III Metals: 6020B: B; 6010D: Ca
App IV: Metals 6020B: Sb, As, Ba, Be, Cd, Cr, Co, Pb, Li, Mo, Se, Tl; 7040A: Hg,
Additional metals (6010D): Na, K, Mg; For Alkalinity: report total, carbonate, and bicarbonate

Collected By:
Printed Name: (Arcadis) - Perry Studebaker
Signature: (Arcadis) -

Additional Instructions from Pace®:

# Coolers:	Thermometer ID:	Correction Factor (°C):	Obs. Temp. (°C)	Corrected Temp. (°C)

Relinquished by/Company: (Signature)	Date/Time:	Received by/Company: (Signature)	Date/Time:
Perry Studebaker / Arcadis	2/19/26 1730	[signature]	2/19/26 1730
[signature]	2/20/26 1230	[signature]	2/20/26 1230

Tracking Number:
Delivered by: [ ] In-Person [ ] Courier [ ] FedEX [ ] UPS [ ] Other

Submitting a sample via this chain of custody constitutes acknowledgment and acceptance of the Pace® Terms and Conditions found at https://www.pacelabs.com/resource-library/resource/pace-terms-and-conditions/

ENV-FRM-CORQ-0019_v01_082123

Pace Analytical Services, LLC
9800 Kincey Ave. Suite 100
Huntersville, NC 28078
(704)875-9092

March 19, 2026

Trey Singleton
Southern Company
241 Ralp McGill Blvd NE
Bin 10160
Atlanta, GA 30308

RE: Project: YAT-AP-2 RADS
Pace Project No.: 92845337

Dear Trey Singleton:

Enclosed are the analytical results for sample(s) received by the laboratory between February 19, 2026 and February 20, 2026. The results relate only to the samples included in this report. Results reported herein conform to the applicable TNI/NELAC Standards and the laboratory's Quality Manual, where applicable, unless otherwise noted in the body of the report.

The test results provided in this final report were generated by each of the following laboratories within the Pace Network:

- Pace Analytical Services - Greensburg

If you have any questions concerning this report, please feel free to contact me.

Sincerely,

Bonnie Vang

Bonnie Vang
bonnie.vang@pacelabs.com
704-977-0968
Project Manager

Enclosures

cc: Geoffrey Gay, Arcadis-ATL
Laura Midkiff, Southern Company
Alex Simpson, Arcadis
Jessica Ware, Arcadis
Albert Zumbuhl, Arcadis

This report shall not be reproduced, except in full,
without the written consent of Pace Analytical Services, LLC.

Pace Analytical Services, LLC
9800 Kincey Ave. Suite 100
Huntersville, NC 28078
(704)875-9092

CERTIFICATIONS

Project: YAT-AP-2 RADS
Pace Project No.: 92845337

Pace Analytical Services Pennsylvania
1638 Roseytown Rd Suites 2,3&4, Greensburg, PA 15601
ANABISO/IEC 17025:2017 Rad Cert#: L24170
Alabama Certification #: 41590
Arizona Certification #: AZ0734
Arkansas Certification
California Certification #: 2950
Colorado Certification #: PA01547
Connecticut Certification #: PH-0694
EPA Region 3 DW Rad
Florida/TNI Certification #: E87683
Georgia Certification #: C040
Guam Certification
Hawaii Certification
Idaho Certification
Illinois Certification
Indiana Certification
Iowa Certification #: 391
Kansas Certification #: E-10358
Kentucky Certification #: KY90133
KY WW Permit #: KY0098221
KY WW Permit #: KY0000221
Louisiana DHH/TNI Certification #: LA010
Louisiana DEQ/TNI Certification #: 04086
Maine Certification #: 2023021
Maryland Certification #: 308
Massachusetts Certification #: M-PA1457
Michigan/PADEP Certification #: 9991
Missouri Certification #: 235
Montana Certification #: Cert0082
Nebraska Certification #: NE-OS-29-14
Nevada Certification #: PA014572023-03
New Hampshire/TNI Certification #: 297622
New Jersey/TNI Certification #: PA051
New Mexico Certification #: PA01457
New York/TNI Certification #: 10888
North Carolina Certification #: 42706
North Dakota Certification #: R-190
Ohio EPA Rad Approval: #41249
Oregon/TNI Certification #: PA200002-015
Pennsylvania/TNI Certification #: 65-00282
Puerto Rico Certification #: PA01457
Rhode Island Certification #: 65-00282
South Dakota Certification
Tennessee Certification #: TN02867
Texas/TNI Certification #: T104704188-22-18
Utah/TNI Certification #: PA014572223-14
USDA Soil Permit #: 525-23-67-77263
Vermont Dept. of Health: ID# VT-0282
Virgin Island/PADEP Certification
Virginia/VELAP Certification #: 460198
Washington Certification #: C868
West Virginia DEP Certification #: 143
West Virginia DHHR Certification #: 9964C
Wisconsin Approve List for Rad

This report shall not be reproduced, except in full,
without the written consent of Pace Analytical Services, LLC.

Pace Analytical Services, LLC
9800 Kincey Ave. Suite 100
Huntersville, NC 28078
(704)875-9092

SAMPLE SUMMARY

Project: YAT-AP-2 RADS
Pace Project No.: 92845337

Lab ID	Sample ID	Matrix	Date Collected	Date Received
92845337001	**YAT-YGWC-29IB**	Water	02/18/26 17:00	02/19/26 13:15
92845337002	**YAT-YGWC-26S**	Water	02/18/26 13:15	02/19/26 13:15
92845337003	**YAT-YGWC-26I**	Water	02/18/26 14:35	02/19/26 13:15
92845337004	**YAT-YGWC-27S**	Water	02/18/26 16:05	02/19/26 13:15
92845337005	**YAT-YGWC-27I**	Water	02/18/26 17:00	02/19/26 13:15
92845337006	**YAT-YGWC-28S**	Water	02/19/26 12:45	02/20/26 12:30
92845337007	**YAT-YGWC-28I**	Water	02/19/26 10:55	02/20/26 12:30
92845337008	**YAT-AP2-FD-1**	Water	02/19/26 00:00	02/20/26 12:30
92845337009	**YAT-AP2-EB-1**	Water	02/19/26 00:00	02/20/26 12:30
92845337010	**YAT-AP2-FB-1**	Water	02/19/26 00:00	02/20/26 12:30

This report shall not be reproduced, except in full,
without the written consent of Pace Analytical Services, LLC.

Pace Analytical Services, LLC
9800 Kincey Ave. Suite 100
Huntersville, NC 28078
(704)875-9092

SAMPLE ANALYTE COUNT

Project: YAT-AP-2 RADS
Pace Project No.: 92845337

Lab ID	Sample ID	Method	Analysts	Analytes Reported	Laboratory
92845337001	**YAT-YGWC-29IB**	EPA 9315	SLC	1	PASI-PA
		EPA 9320	JJS1	1	PASI-PA
		Total Radium Calculation	JAL	1	PASI-PA
92845337002	**YAT-YGWC-26S**	EPA 9315	SLC	1	PASI-PA
		EPA 9320	JJS1	1	PASI-PA
		Total Radium Calculation	JAL	1	PASI-PA
92845337003	**YAT-YGWC-26I**	EPA 9315	SLC	1	PASI-PA
		EPA 9320	JJS1	1	PASI-PA
		Total Radium Calculation	JAL	1	PASI-PA
92845337004	**YAT-YGWC-27S**	EPA 9315	SLC	1	PASI-PA
		EPA 9320	JJS1	1	PASI-PA
		Total Radium Calculation	JAL	1	PASI-PA
92845337005	**YAT-YGWC-27I**	EPA 9315	SLC	1	PASI-PA
		EPA 9320	JJS1	1	PASI-PA
		Total Radium Calculation	JAL	1	PASI-PA
92845337006	**YAT-YGWC-28S**	EPA 9315	SLC	1	PASI-PA
		EPA 9320	JJS1	1	PASI-PA
		Total Radium Calculation	JAL	1	PASI-PA
92845337007	**YAT-YGWC-28I**	EPA 9315	SLC	1	PASI-PA
		EPA 9320	JJS1	1	PASI-PA
		Total Radium Calculation	JAL	1	PASI-PA
92845337008	**YAT-AP2-FD-1**	EPA 9315	SLC	1	PASI-PA
		EPA 9320	JJS1	1	PASI-PA
		Total Radium Calculation	JAL	1	PASI-PA
92845337009	**YAT-AP2-EB-1**	EPA 9315	SLC	1	PASI-PA
		EPA 9320	JJS1	1	PASI-PA
		Total Radium Calculation	JAL	1	PASI-PA
92845337010	**YAT-AP2-FB-1**	EPA 9315	SLC	1	PASI-PA
		EPA 9320	JJS1	1	PASI-PA
		Total Radium Calculation	JAL	1	PASI-PA

PASI-PA = Pace Analytical Services - Greensburg

This report shall not be reproduced, except in full,
without the written consent of Pace Analytical Services, LLC.

Pace Analytical Services, LLC
9800 Kincey Ave. Suite 100
Huntersville, NC 28078
(704)875-9092

SUMMARY OF DETECTION

Project: YAT-AP-2 RADS
Pace Project No.: 92845337

Lab Sample ID Method	Client Sample ID Parameters	Result	Units	Report Limit	Analyzed	Qualifiers
92845337001	**YAT-YGWC-29IB**					
EPA 9315	Radium-226	0.111U ± 0.138 (0.288) C:87% T:NA	pCi/L		03/16/26 08:09	
EPA 9320	Radium-228	0.252U ± 0.310 (0.654) C:76% T:90%	pCi/L		03/12/26 15:29	
Total Radium Calculation	Total Radium	0.363U ± 0.448 (0.942)	pCi/L		03/17/26 15:21	
92845337002	**YAT-YGWC-26S**					
EPA 9315	Radium-226	0.149U ± 0.171 (0.353) C:81% T:NA	pCi/L		03/16/26 08:09	
EPA 9320	Radium-228	0.580U ± 0.363 (0.669) C:79% T:81%	pCi/L		03/12/26 15:29	
Total Radium Calculation	Total Radium	0.729U ± 0.534 (1.02)	pCi/L		03/17/26 15:21	
92845337003	**YAT-YGWC-26I**					
EPA 9315	Radium-226	0.231U ± 0.189 (0.350) C:83% T:NA	pCi/L		03/16/26 08:09	
EPA 9320	Radium-228	0.557U ± 0.360 (0.667) C:78% T:81%	pCi/L		03/12/26 15:29	
Total Radium Calculation	Total Radium	0.788U ± 0.549 (1.02)	pCi/L		03/17/26 15:21	
92845337004	**YAT-YGWC-27S**					
EPA 9315	Radium-226	-0.0379U ± 0.173 (0.473) C:75% T:NA	pCi/L		03/16/26 08:09	
EPA 9320	Radium-228	0.260U ± 0.303 (0.635) C:80% T:89%	pCi/L		03/12/26 15:29	
Total Radium Calculation	Total Radium	0.260U ± 0.476 (1.11)	pCi/L		03/17/26 15:21	

This report shall not be reproduced, except in full,
without the written consent of Pace Analytical Services, LLC.

Pace Analytical Services, LLC
9800 Kincey Ave. Suite 100
Huntersville, NC 28078
(704)875-9092

SUMMARY OF DETECTION

Project: YAT-AP-2 RADS
Pace Project No.: 92845337

Lab Sample ID Method	Client Sample ID Parameters	Result	Units	Report Limit	Analyzed	Qualifiers
92845337005	**YAT-YGWC-27I**					
EPA 9315	Radium-226	1.39 ± 0.400 (0.352) C:86% T:NA	pCi/L		03/16/26 08:10	
EPA 9320	Radium-228	0.288U ± 0.407 (0.875) C:77% T:94%	pCi/L		03/12/26 15:30	
Total Radium Calculation	Total Radium	1.68 ± 0.807 (1.23)	pCi/L		03/17/26 15:21	
92845337006	**YAT-YGWC-28S**					
EPA 9315	Radium-226	0.266U ± 0.211 (0.397) C:83% T:NA	pCi/L		03/16/26 08:10	
EPA 9320	Radium-228	0.679U ± 0.463 (0.903) C:74% T:88%	pCi/L		03/12/26 15:30	
Total Radium Calculation	Total Radium	0.945U ± 0.674 (1.30)	pCi/L		03/17/26 15:21	
92845337007	**YAT-YGWC-28I**					
EPA 9315	Radium-226	0.243U ± 0.231 (0.467) C:83% T:NA	pCi/L		03/16/26 08:10	
EPA 9320	Radium-228	0.177U ± 0.313 (0.684) C:80% T:91%	pCi/L		03/12/26 15:30	
Total Radium Calculation	Total Radium	0.420U ± 0.544 (1.15)	pCi/L		03/17/26 15:21	
92845337008	**YAT-AP2-FD-1**					
EPA 9315	Radium-226	0.146U ± 0.170 (0.355) C:82% T:NA	pCi/L		03/16/26 08:11	
EPA 9320	Radium-228	0.448U ± 0.360 (0.717) C:79% T:89%	pCi/L		03/12/26 15:30	
Total Radium Calculation	Total Radium	0.594U ± 0.530 (1.07)	pCi/L		03/17/26 15:21	

This report shall not be reproduced, except in full,
without the written consent of Pace Analytical Services, LLC.

Pace Analytical Services, LLC
9800 Kincey Ave. Suite 100
Huntersville, NC 28078
(704)875-9092

SUMMARY OF DETECTION

Project: YAT-AP-2 RADS
Pace Project No.: 92845337

Lab Sample ID Method	Client Sample ID Parameters	Result	Units	Report Limit	Analyzed	Qualifiers
92845337009	**YAT-AP2-EB-1**					
EPA 9315	Radium-226	0.387U ± 0.238 (0.410) C:84% T:NA	pCi/L		03/16/26 08:11	
EPA 9320	Radium-228	0.161U ± 0.272 (0.592) C:81% T:93%	pCi/L		03/12/26 15:30	
Total Radium Calculation	Total Radium	0.548U ± 0.510 (1.00)	pCi/L		03/17/26 15:21	
92845337010	**YAT-AP2-FB-1**					
EPA 9315	Radium-226	0.0979U ± 0.205 (0.477) C:72% T:NA	pCi/L		03/16/26 08:11	
EPA 9320	Radium-228	-0.102U ± 0.324 (0.786) C:78% T:82%	pCi/L		03/12/26 15:30	
Total Radium Calculation	Total Radium	0.0979U ± 0.529 (1.26)	pCi/L		03/17/26 15:21	

This report shall not be reproduced, except in full,
without the written consent of Pace Analytical Services, LLC.

Pace Analytical Services, LLC
9800 Kincey Ave. Suite 100
Huntersville, NC 28078
(704)875-9092

ANALYTICAL RESULTS - RADIOCHEMISTRY

Project: YAT-AP-2 RADS
Pace Project No.: 92845337

Sample: YAT-YGWC-29IB **Lab ID: 92845337001** Collected: 02/18/26 17:00 Received: 02/19/26 13:15 Matrix: Water
PWS: Site ID: Sample Type:

Parameters	Method	Act ± Unc (MDC) Carr Trac	Units	Analyzed	CAS No.	Qual
	Pace Analytical Services - Greensburg					
Radium-226	EPA 9315	**0.111U ± 0.138 (0.288) C:87% T:NA**	pCi/L	03/16/26 08:09	13982-63-3	
	Pace Analytical Services - Greensburg					
Radium-228	EPA 9320	**0.252U ± 0.310 (0.654) C:76% T:90%**	pCi/L	03/12/26 15:29	15262-20-1	
	Pace Analytical Services - Greensburg					
Total Radium	Total Radium Calculation	**0.363U ± 0.448 (0.942)**	pCi/L	03/17/26 15:21	7440-14-4	

This report shall not be reproduced, except in full,
without the written consent of Pace Analytical Services, LLC.

Pace Analytical Services, LLC
9800 Kincey Ave. Suite 100
Huntersville, NC 28078
(704)875-9092

ANALYTICAL RESULTS - RADIOCHEMISTRY

Project: YAT-AP-2 RADS
Pace Project No.: 92845337

Sample: YAT-YGWC-26S **Lab ID: 92845337002** Collected: 02/18/26 13:15 Received: 02/19/26 13:15 Matrix: Water
PWS: Site ID: Sample Type:

Parameters	Method	Act ± Unc (MDC) Carr Trac	Units	Analyzed	CAS No.	Qual
	Pace Analytical Services - Greensburg					
Radium-226	EPA 9315	**0.149U ± 0.171 (0.353) C:81% T:NA**	pCi/L	03/16/26 08:09	13982-63-3	
	Pace Analytical Services - Greensburg					
Radium-228	EPA 9320	**0.580U ± 0.363 (0.669) C:79% T:81%**	pCi/L	03/12/26 15:29	15262-20-1	
	Pace Analytical Services - Greensburg					
Total Radium	Total Radium Calculation	**0.729U ± 0.534 (1.02)**	pCi/L	03/17/26 15:21	7440-14-4	

This report shall not be reproduced, except in full,
without the written consent of Pace Analytical Services, LLC.

Pace Analytical Services, LLC
9800 Kincey Ave. Suite 100
Huntersville, NC 28078
(704)875-9092

ANALYTICAL RESULTS - RADIOCHEMISTRY

Project: YAT-AP-2 RADS
Pace Project No.: 92845337

Sample: YAT-YGWC-26I **Lab ID: 92845337003** Collected: 02/18/26 14:35 Received: 02/19/26 13:15 Matrix: Water
PWS: Site ID: Sample Type:

Parameters	Method	Act ± Unc (MDC) Carr Trac	Units	Analyzed	CAS No.	Qual
	Pace Analytical Services - Greensburg					
Radium-226	EPA 9315	**0.231U ± 0.189 (0.350)** **C:83% T:NA**	pCi/L	03/16/26 08:09	13982-63-3	
	Pace Analytical Services - Greensburg					
Radium-228	EPA 9320	**0.557U ± 0.360 (0.667)** **C:78% T:81%**	pCi/L	03/12/26 15:29	15262-20-1	
	Pace Analytical Services - Greensburg					
Total Radium	Total Radium Calculation	**0.788U ± 0.549 (1.02)**	pCi/L	03/17/26 15:21	7440-14-4	

This report shall not be reproduced, except in full,
without the written consent of Pace Analytical Services, LLC.

Pace Analytical Services, LLC
9800 Kincey Ave. Suite 100
Huntersville, NC 28078
(704)875-9092

ANALYTICAL RESULTS - RADIOCHEMISTRY

Project: YAT-AP-2 RADS
Pace Project No.: 92845337

Sample: YAT-YGWC-27S **Lab ID: 92845337004** Collected: 02/18/26 16:05 Received: 02/19/26 13:15 Matrix: Water
PWS: Site ID: Sample Type:

Parameters	Method	Act ± Unc (MDC) Carr Trac	Units	Analyzed	CAS No.	Qual
	Pace Analytical Services - Greensburg					
Radium-226	EPA 9315	**-0.0379U ± 0.173 (0.473) C:75% T:NA**	pCi/L	03/16/26 08:09	13982-63-3	
	Pace Analytical Services - Greensburg					
Radium-228	EPA 9320	**0.260U ± 0.303 (0.635) C:80% T:89%**	pCi/L	03/12/26 15:29	15262-20-1	
	Pace Analytical Services - Greensburg					
Total Radium	Total Radium Calculation	**0.260U ± 0.476 (1.11)**	pCi/L	03/17/26 15:21	7440-14-4	

This report shall not be reproduced, except in full,
without the written consent of Pace Analytical Services, LLC.

Pace Analytical Services, LLC
9800 Kincey Ave. Suite 100
Huntersville, NC 28078
(704)875-9092

ANALYTICAL RESULTS - RADIOCHEMISTRY

Project: YAT-AP-2 RADS
Pace Project No.: 92845337

Sample: YAT-YGWC-27I **Lab ID: 92845337005** Collected: 02/18/26 17:00 Received: 02/19/26 13:15 Matrix: Water
PWS: Site ID: Sample Type:

Parameters	Method	Act ± Unc (MDC) Carr Trac	Units	Analyzed	CAS No.	Qual
	Pace Analytical Services - Greensburg					
Radium-226	EPA 9315	**1.39 ± 0.400 (0.352)** **C:86% T:NA**	pCi/L	03/16/26 08:10	13982-63-3	
	Pace Analytical Services - Greensburg					
Radium-228	EPA 9320	**0.288U ± 0.407 (0.875)** **C:77% T:94%**	pCi/L	03/12/26 15:30	15262-20-1	
	Pace Analytical Services - Greensburg					
Total Radium	Total Radium Calculation	**1.68 ± 0.807 (1.23)**	pCi/L	03/17/26 15:21	7440-14-4	

This report shall not be reproduced, except in full,
without the written consent of Pace Analytical Services, LLC.

Pace Analytical Services, LLC
9800 Kincey Ave. Suite 100
Huntersville, NC 28078
(704)875-9092

ANALYTICAL RESULTS - RADIOCHEMISTRY

Project: YAT-AP-2 RADS
Pace Project No.: 92845337

Sample: YAT-YGWC-28S **Lab ID: 92845337006** Collected: 02/19/26 12:45 Received: 02/20/26 12:30 Matrix: Water
PWS: Site ID: Sample Type:

Parameters	Method	Act ± Unc (MDC) Carr Trac	Units	Analyzed	CAS No.	Qual
	Pace Analytical Services - Greensburg					
Radium-226	EPA 9315	**0.266U ± 0.211 (0.397)** **C:83% T:NA**	pCi/L	03/16/26 08:10	13982-63-3	
	Pace Analytical Services - Greensburg					
Radium-228	EPA 9320	**0.679U ± 0.463 (0.903)** **C:74% T:88%**	pCi/L	03/12/26 15:30	15262-20-1	
	Pace Analytical Services - Greensburg					
Total Radium	Total Radium Calculation	**0.945U ± 0.674 (1.30)**	pCi/L	03/17/26 15:21	7440-14-4	

This report shall not be reproduced, except in full,
without the written consent of Pace Analytical Services, LLC.

Pace Analytical Services, LLC
9800 Kincey Ave. Suite 100
Huntersville, NC 28078
(704)875-9092

ANALYTICAL RESULTS - RADIOCHEMISTRY

Project: YAT-AP-2 RADS
Pace Project No.: 92845337

Sample: YAT-YGWC-28I **Lab ID: 92845337007** Collected: 02/19/26 10:55 Received: 02/20/26 12:30 Matrix: Water
PWS: Site ID: Sample Type:

Parameters	Method	Act ± Unc (MDC) Carr Trac	Units	Analyzed	CAS No.	Qual
	Pace Analytical Services - Greensburg					
Radium-226	EPA 9315	**0.243U ± 0.231 (0.467)** **C:83% T:NA**	pCi/L	03/16/26 08:10	13982-63-3	
	Pace Analytical Services - Greensburg					
Radium-228	EPA 9320	**0.177U ± 0.313 (0.684)** **C:80% T:91%**	pCi/L	03/12/26 15:30	15262-20-1	
	Pace Analytical Services - Greensburg					
Total Radium	Total Radium Calculation	**0.420U ± 0.544 (1.15)**	pCi/L	03/17/26 15:21	7440-14-4	

This report shall not be reproduced, except in full,
without the written consent of Pace Analytical Services, LLC.

Pace Analytical Services, LLC
9800 Kincey Ave. Suite 100
Huntersville, NC 28078
(704)875-9092

ANALYTICAL RESULTS - RADIOCHEMISTRY

Project: YAT-AP-2 RADS
Pace Project No.: 92845337

Sample: YAT-AP2-FD-1 **Lab ID: 92845337008** Collected: 02/19/26 00:00 Received: 02/20/26 12:30 Matrix: Water
PWS: Site ID: Sample Type:

Parameters	Method	Act ± Unc (MDC) Carr Trac	Units	Analyzed	CAS No.	Qual
	Pace Analytical Services - Greensburg					
Radium-226	EPA 9315	**0.146U ± 0.170 (0.355)** **C:82% T:NA**	pCi/L	03/16/26 08:11	13982-63-3	
	Pace Analytical Services - Greensburg					
Radium-228	EPA 9320	**0.448U ± 0.360 (0.717)** **C:79% T:89%**	pCi/L	03/12/26 15:30	15262-20-1	
	Pace Analytical Services - Greensburg					
Total Radium	Total Radium Calculation	**0.594U ± 0.530 (1.07)**	pCi/L	03/17/26 15:21	7440-14-4	

This report shall not be reproduced, except in full,
without the written consent of Pace Analytical Services, LLC.

Pace Analytical Services, LLC
9800 Kincey Ave. Suite 100
Huntersville, NC 28078
(704)875-9092

ANALYTICAL RESULTS - RADIOCHEMISTRY

Project: YAT-AP-2 RADS
Pace Project No.: 92845337

Sample: YAT-AP2-EB-1 **Lab ID: 92845337009** Collected: 02/19/26 00:00 Received: 02/20/26 12:30 Matrix: Water
PWS: Site ID: Sample Type:

Parameters	Method	Act ± Unc (MDC) Carr Trac	Units	Analyzed	CAS No.	Qual
	Pace Analytical Services - Greensburg					
Radium-226	EPA 9315	**0.387U ± 0.238 (0.410)** **C:84% T:NA**	pCi/L	03/16/26 08:11	13982-63-3	
	Pace Analytical Services - Greensburg					
Radium-228	EPA 9320	**0.161U ± 0.272 (0.592)** **C:81% T:93%**	pCi/L	03/12/26 15:30	15262-20-1	
	Pace Analytical Services - Greensburg					
Total Radium	Total Radium Calculation	**0.548U ± 0.510 (1.00)**	pCi/L	03/17/26 15:21	7440-14-4	

This report shall not be reproduced, except in full,
without the written consent of Pace Analytical Services, LLC.

Pace Analytical Services, LLC
9800 Kincey Ave. Suite 100
Huntersville, NC 28078
(704)875-9092

ANALYTICAL RESULTS - RADIOCHEMISTRY

Project: YAT-AP-2 RADS
Pace Project No.: 92845337

Sample: YAT-AP2-FB-1 **Lab ID: 92845337010** Collected: 02/19/26 00:00 Received: 02/20/26 12:30 Matrix: Water
PWS: Site ID: Sample Type:

Parameters	Method	Act ± Unc (MDC) Carr Trac	Units	Analyzed	CAS No.	Qual
	Pace Analytical Services - Greensburg					
Radium-226	EPA 9315	**0.0979U ± 0.205 (0.477)** **C:72% T:NA**	pCi/L	03/16/26 08:11	13982-63-3	
	Pace Analytical Services - Greensburg					
Radium-228	EPA 9320	**-0.102U ± 0.324 (0.786)** **C:78% T:82%**	pCi/L	03/12/26 15:30	15262-20-1	
	Pace Analytical Services - Greensburg					
Total Radium	Total Radium Calculation	**0.0979U ± 0.529 (1.26)**	pCi/L	03/17/26 15:21	7440-14-4	

This report shall not be reproduced, except in full,
without the written consent of Pace Analytical Services, LLC.

Pace Analytical Services, LLC
9800 Kincey Ave. Suite 100
Huntersville, NC 28078
(704)875-9092

QUALITY CONTROL - RADIOCHEMISTRY

Project: YAT-AP-2 RADS
Pace Project No.: 92845337

QC Batch: 802562
QC Batch Method: EPA 9315
Analysis Method: EPA 9315
Analysis Description: 9315 Total Radium
Laboratory: Pace Analytical Services - Greensburg
Associated Lab Samples: 92845337001, 92845337002, 92845337003, 92845337004, 92845337005, 92845337006, 92845337007, 92845337008, 92845337009, 92845337010

METHOD BLANK: 3917130
Matrix: Water
Associated Lab Samples: 92845337001, 92845337002, 92845337003, 92845337004, 92845337005, 92845337006, 92845337007, 92845337008, 92845337009, 92845337010

Parameter	Act ± Unc (MDC) Carr Trac	Units	Analyzed	Qualifiers
Radium-226	-0.0188 ± 0.101 (0.295) C:93% T:NA	pCi/L	03/16/26 08:09	

Results presented on this page are in the units indicated by the "Units" column except where an alternate unit is presented to the right of the result.

This report shall not be reproduced, except in full,
without the written consent of Pace Analytical Services, LLC.

Pace Analytical Services, LLC
9800 Kincey Ave. Suite 100
Huntersville, NC 28078
(704)875-9092

QUALITY CONTROL - RADIOCHEMISTRY

Project: YAT-AP-2 RADS
Pace Project No.: 92845337

QC Batch: 802563
QC Batch Method: EPA 9320
Analysis Method: EPA 9320
Analysis Description: 9320 Radium 228
Laboratory: Pace Analytical Services - Greensburg
Associated Lab Samples: 92845337001, 92845337002, 92845337003, 92845337004, 92845337005, 92845337006, 92845337007, 92845337008, 92845337009, 92845337010

METHOD BLANK: 3917134
Matrix: Water
Associated Lab Samples: 92845337001, 92845337002, 92845337003, 92845337004, 92845337005, 92845337006, 92845337007, 92845337008, 92845337009, 92845337010

Parameter	Act ± Unc (MDC) Carr Trac	Units	Analyzed	Qualifiers
Radium-228	0.277 ± 0.305 (0.631) C:76% T:83%	pCi/L	03/12/26 15:28	

Results presented on this page are in the units indicated by the "Units" column except where an alternate unit is presented to the right of the result.

This report shall not be reproduced, except in full,
without the written consent of Pace Analytical Services, LLC.

Pace Analytical Services, LLC
9800 Kincey Ave. Suite 100
Huntersville, NC 28078
(704)875-9092

QUALIFIERS

Project: YAT-AP-2 RADS
Pace Project No.: 92845337

DEFINITIONS

DF - Dilution Factor, if reported, represents the factor applied to the reported data due to dilution of the sample aliquot.

ND - Not Detected at or above adjusted reporting limit.

TNTC - Too Numerous To Count

J - Estimated concentration above the adjusted method detection limit and below the adjusted reporting limit.

MDL - Adjusted Method Detection Limit.

PQL - Practical Quantitation Limit.

RL - Reporting Limit - The lowest concentration value that meets project requirements for quantitative data with known precision and bias for a specific analyte in a specific matrix.

S - Surrogate

1,2-Diphenylhydrazine decomposes to and cannot be separated from Azobenzene using Method 8270. The result for each analyte is a combined concentration.

Consistent with EPA guidelines, unrounded data are displayed and have been used to calculate % recovery and RPD values.

LCS(D) - Laboratory Control Sample (Duplicate)

MS(D) - Matrix Spike (Duplicate)

DUP - Sample Duplicate

RPD - Relative Percent Difference

NC - Not Calculable.

SG - Silica Gel - Clean-Up

U - Indicates the compound was analyzed for, but not detected.

Acid preservation may not be appropriate for 2 Chloroethylvinyl ether.

A separate vial preserved to a pH of 4-5 is recommended in SW846 Chapter 4 for the analysis of Acrolein and Acrylonitrile by EPA Method 8260.

N-Nitrosodiphenylamine decomposes and cannot be separated from Diphenylamine using Method 8270. The result reported for each analyte is a combined concentration.

Reported results are not rounded until the final step prior to reporting. Therefore, calculated parameters that are typically reported as "Total" may vary slightly from the sum of the reported component parameters.

Act - Activity

Unc - Uncertainty: SDWA = 1.96 sigma count uncertainty, all other matrices = Expanded Uncertainty (95% confidence interval). Gamma Spec = Expanded Uncertainty (95.4% Confidence Interval)

(MDC) - Minimum Detectable Concentration

Trac - Tracer Recovery (%)

Carr - Carrier Recovery (%)

Pace Analytical is TNI accredited. Contact your Pace PM for the current list of accredited analytes.

TNI - The NELAC Institute.

WORKORDER QUALIFIERS

WO: 92845337

[1] ARCADIS

[2] DO NOT DILUTE. MUST MEET REPORTING LIMITS. LET PM KNOW FIRST IF THERE ARE ISSUES.

This report shall not be reproduced, except in full,
without the written consent of Pace Analytical Services, LLC.

Pace Analytical Services, LLC
9800 Kincey Ave. Suite 100
Huntersville, NC 28078
(704)875-9092

QUALITY CONTROL DATA CROSS REFERENCE TABLE

Project: YAT-AP-2 RADS
Pace Project No.: 92845337

Lab ID	Sample ID	QC Batch Method	QC Batch	Analytical Method	Analytical Batch
92845337001	**YAT-YGWC-29IB**	EPA 9315	802562		
92845337002	**YAT-YGWC-26S**	EPA 9315	802562		
92845337003	**YAT-YGWC-26I**	EPA 9315	802562		
92845337004	**YAT-YGWC-27S**	EPA 9315	802562		
92845337005	**YAT-YGWC-27I**	EPA 9315	802562		
92845337006	**YAT-YGWC-28S**	EPA 9315	802562		
92845337007	**YAT-YGWC-28I**	EPA 9315	802562		
92845337008	**YAT-AP2-FD-1**	EPA 9315	802562		
92845337009	**YAT-AP2-EB-1**	EPA 9315	802562		
92845337010	**YAT-AP2-FB-1**	EPA 9315	802562		
92845337001	**YAT-YGWC-29IB**	EPA 9320	802563		
92845337002	**YAT-YGWC-26S**	EPA 9320	802563		
92845337003	**YAT-YGWC-26I**	EPA 9320	802563		
92845337004	**YAT-YGWC-27S**	EPA 9320	802563		
92845337005	**YAT-YGWC-27I**	EPA 9320	802563		
92845337006	**YAT-YGWC-28S**	EPA 9320	802563		
92845337007	**YAT-YGWC-28I**	EPA 9320	802563		
92845337008	**YAT-AP2-FD-1**	EPA 9320	802563		
92845337009	**YAT-AP2-EB-1**	EPA 9320	802563		
92845337010	**YAT-AP2-FB-1**	EPA 9320	802563		
92845337001	**YAT-YGWC-29IB**	Total Radium Calculation	806111		
92845337002	**YAT-YGWC-26S**	Total Radium Calculation	806111		
92845337003	**YAT-YGWC-26I**	Total Radium Calculation	806111		
92845337004	**YAT-YGWC-27S**	Total Radium Calculation	806111		
92845337005	**YAT-YGWC-27I**	Total Radium Calculation	806111		
92845337006	**YAT-YGWC-28S**	Total Radium Calculation	806111		
92845337007	**YAT-YGWC-28I**	Total Radium Calculation	806111		
92845337008	**YAT-AP2-FD-1**	Total Radium Calculation	806111		
92845337009	**YAT-AP2-EB-1**	Total Radium Calculation	806111		
92845337010	**YAT-AP2-FB-1**	Total Radium Calculation	806111		

This report shall not be reproduced, except in full,
without the written consent of Pace Analytical Services, LLC.

Pace	DC#_Title: ENV-FRM-HUN1-0083 v05_Sample Condition Upon Receipt
	Effective Date: 05/24/2024

Laboratory receiving samples:
Asheville ☐ Eden ☐ Greenwood ☐ Huntersville ☐ Raleigh ☐ Mechanicsville ☐ Atlanta ☑ Kernersville ☐

Sample Condition Upon Receipt

Client Name: GAPower

Project #:

WO# : 92845337
92845337

Courier: ☐ Fed Ex ☐ UPS ☐ USPS ☐ Client ☐ Commercial ☑ Pace ☐ Other:____

Custody Seal Present? ☐ Yes ☑ No **Seals Intact?** ☐ Yes ☐ No ☑ N/A

Date/Initials Person Examining Contents: 2/19/26 DM

Packing Material: ☐ Bubble Wrap ☐ Bubble Bags ☑ None ☐ Other

Biological Tissue Frozen? ☐ Yes ☐ No ☑ N/A

Thermometer: ☑ IR Gun ID: 083

Type of Ice: ☑ Wet ☐ Blue ☐ None

Cooler Temp: 2.1 **Correction Factor:** Add/Subtract (°C) 0.0

Cooler Temp Corrected (°C): 2.1

Temp should be above freezing to 6°C
☐ Samples out of temp criteria. Samples on ice, cooling process has begun

USDA Regulated Soil (☐ N/A, water sample)
Did samples originate in a quarantine zone within the United States: CA, NY, or SC (check maps)? ☐ Yes ☐ No

Did samples originate from a foreign source (internationally, including Hawaii and Puerto Rico)? ☐ Yes ☐ No

				Comments/Discrepancy:
Chain of Custody Present?	☑ Yes	☐ No	☐ N/A	1.
Samples Arrived within Hold Time?	☑ Yes	☐ No	☐ N/A	2.
Short Hold Time Analysis (<72 hr.)?	☐ Yes	☑ No	☐ N/A	3.
Rush Turn Around Time Requested?	☐ Yes	☑ No	☐ N/A	4.
Sufficient Volume?	☑ Yes	☐ No	☐ N/A	5.
Correct Containers Used?	☑ Yes	☐ No	☐ N/A	6.
-Pace Containers Used?	☑ Yes	☐ No	☐ N/A	
Containers Intact?	☑ Yes	☐ No	☐ N/A	7.
Dissolved analysis: Samples Field Filtered?	☐ Yes	☐ No	☑ N/A	8.
Sample Labels Match COC?	☑ Yes	☐ No	☐ N/A	9.
-Includes Date/Time/ID/Analysis Matrix: W				
Headspace in VOA Vials (>5-6mm)?	☐ Yes	☐ No	☑ N/A	10.
Trip Blank Present?	☐ Yes	☐ No	☑ N/A	11.
Trip Blank Custody Seals Present?	☐ Yes	☐ No	☑ N/A	

COMMENTS/SAMPLE DISCREPANCY

Field Data Required? ☐ Yes ☐ No

Lot ID of split containers:

CLIENT NOTIFICATION/RESOLUTION

Person contacted: _____ Date/Time: _____

Project Manager SCURF Review: _____ **Date:** _____

Project Manager SRF Review: _____ **Date:** _____

Pace	DC#_Title: ENV-FRM-HUN1-0083 v05_Sample Condition Upon Receipt
	Effective Date: 05/24/2024

*Check mark top half of box if pH and/or dechlorination is verified and within the acceptance range for preservation samples.
Exceptions: VOA, Coliform, TOC, Oil and Grease, DRO/8015 (water) DOC, LLHg
**Bottom half of box is to list number of bottles
***Check all unpreserved Nitrates for chlorine

Project # **WO#: 92845337**
PM: BV Due Date: 03/12/26
CLIENT: 92-GP-Yates

Laboratory Receiving Location: Asheville ☐ Eden ☐ Greenwood ☐ Huntersville ☐ Raleigh ☐ Me[illegible] ☐ [illegible] ☐ Kernersville ☐

Client_____ Profile/EZ (Circle one)_____ Notes_____

Item#	BP4U-125 mL Plastic Unpreserved (N/A) (Cl-)	BP3U-250 mL Plastic Unpreserved (N/A)	BP2U-500 mL Plastic Unpreserved (N/A)	BP1U-1 liter Plastic Unpreserved (N/A)	BP1N	BP4S-125 mL Plastic H2SO4 (pH < 2) (Cl-)	BP3N-250 mL plastic HNO3 (pH < 2)	BP4Z-125 mL Plastic ZN Acetate & NaOH (>9)	BP4B-125 mL Plastic NaOH (pH > 12) (Cl-)	WGFU-Wide-mouthed Glass Jar Unpreserved	AG1U-1 liter Amber Unpreserved (N/A) (Cl-)	AG1H-1 liter Amber HCl (pH < 2)	AG3U-250 mL Amber Unpreserved (N/A) (Cl-)	AG1S-1 liter Amber H2SO4 (pH < 2)	AG3S-250 mL Amber H2SO4 (pH < 2)	DG9A-40 mL Amber NH4Cl (N/A)(Cl-)	DG9H-40 mL VOA HCl (N/A)	VG9T-40 mL VOA Na2S2O3 (N/A)	VG9U-40 mL VOA Unpreserved (N/A)	DG9V-40 mL VOA H3PO4 (N/A)	KP7U-50 mL Plastic Unpreserved (N/A)	V/GK (3 vials per kit)-VP-H/Gas kit (N/A)	SP5T-125 mL Sterile Plastic (N/A – lab)	SP2T-250 mL Sterile Plastic (N/A – lab)		BP3R-250 mL Plastic (NH2)2SO4 (9.3-9.7)	AG0U-100 mL Amber Unpreserved (N/A) (Cl-)	VSGU-20 mL Scintillation vials (N/A)	DG9U-40 mL Amber Unpreserved vials (N/A)
CC																													
1		2	1		2		2																						
2		2	1		2		2																						
3		2	1		2		2																						
4		2	1		2		2																						
5		2	1		2		2																						
6		2	1		2		2																						
7		2	1		2		2																						
8		2	1		2		2																						
9		2	1		2		2																						
10		2	1		2		2																						
11		2	1		2		2																						
12		2	1		2		2																						

pH Adjustment Log for Preserved Samples

Sample ID	Type of Preservative	pH upon receipt	Date preservation adjusted	Time preservation adjusted	Amount of Preservative added	Lot #

Note: Whenever there is a discrepancy affecting North Carolina compliance samples, a copy of this form will be sent to the North Carolina DENR Certification Office (i.e. Out of hold, incorrect preservative, out of temp, incorrect containers.

Pace Laboratories	**DC#_Title: ENV-FRM-HUN1-0083 v05_Sample Condition Upon Receipt**
	Effective Date: 05/24/2024

*Check mark top half of box if pH and/or dechlorination is verified and within the acceptance range for preservation samples.
Exceptions: VOA, Coliform, TOC, Oil and Grease, DRO/8015 (water) DOC, LLHg
**Bottom half of box is to list number of bottles
***Check all unpreserved Nitrates for chlorine

Project #

Laboratory Receiving Location: Asheville ☐ Eden ☐ Greenwood ☐ Huntersville ☐ Raleigh ☐ Mechanicsville ☐ Atlanta ☐ Kernersville ☐

Client_____ Profile/EZ (Circle one)_____ Notes_____

Item#	BP4U-125 mL Plastic Unpreserved (N/A) (Cl-)	BP3U-250 mL Plastic Unpreserved (N/A)	BP2U-500 mL Plastic Unpreserved (N/A)	BP1U-1 liter Plastic Unpreserved (N/A)	BP4S-125 mL Plastic H2SO4 (pH < 2) (Cl-)	BP3N-250 mL plastic HNO3 (pH < 2)	BP4Z-125 mL Plastic ZN Acetate & NaOH (>9)	BP4B-125 mL Plastic NaOH (pH > 12) (Cl-)	WGFU-Wide-mouthed Glass jar Unpreserved	AG1U-1 liter Amber Unpreserved (N/A) (Cl-)	AG1H-1 liter Amber HCl (pH < 2)	AG3U-250 mL Amber Unpreserved (N/A) (Cl-)	AG1S-1 liter Amber H2SO4 (pH < 2)	AG3S-250 mL Amber H2SO4 (pH < 2)	DG94-40 mL Amber NH4Cl (N/A)(Cl-)	DG9H-40 mL VOA HCl (N/A)	VG9T-40 mL VOA Na2S2O3 (N/A)	VG9U-40 mL VOA Unpreserved (N/A)	DG9V-40 mL VOA H3PO4 (N/A)	KP7U-50 mL Plastic Unpreserved (N/A)	V/GK (3 vials per kit)-VPH/Gas kit (N/A)	SP5T-125 mL Sterile Plastic (N/A – lab)	SP2T-250 mL Sterile Plastic (N/A – lab)		BP3R-250 mL Plastic (NH2)2SO4 (9.3-9.7)	AG0U-100 mL Amber Unpreserved (N/A) (Cl-)	VSGU-20 mL Scintillation vials (N/A)	DG9U-40 mL Amber Unpreserved vials (N/A)
CC																												
1		2	1		2	2																						
2		2	1		2	2																						
3		2	1		2	2																						
4		2	1		2	2																						
5		2	1		2	2																						
6		2	1		2	2																						
7		2	1		2	2																						
8		2	1		2	2																						
9		2	1		2	2																						
10		2	1		2	2																						
11		2	1		2	2																						
12		2	1		2	2																						

pH Adjustment Log for Preserved Samples

Sample ID	Type of Preservative	pH upon receipt	Date preservation adjusted	Time preservation adjusted	Amount of Preservative added	Lot #

Note: Whenever there is a discrepancy affecting North Carolina compliance samples, a copy of this form will be sent to the North Carolina DENR Certification Office (i.e. Out of hold, incorrect preservative, out of temp, incorrect containers.

Pace® Pace* Location Requested (City/State): Pace Analytical Charlotte 9800 Kincey Ave. Suite 100, Huntersville, NC 28078

CHAIN-OF-CUSTODY Analytical Request Document

Chain-of-Custody is a LEGAL DOCUMENT - Complete all relevant fields

LAB USE ONLY- Affix Workorder/Login Label Here

Scan QR Code for instructions

Company Name: Southern Company
Street Address: 241 Ralph McGill Blvd, Atlanta, GA 30308

Contact/Report To: Trey Singleton
Phone #: 205.346.3317
E-Mail: rosingle@southernco.com
Cc E-Mail: Arcadis contacts

Customer Project #: Task No. YAT-CCR-ASSMT-2026S1
Project Name: Georgia Power Yates

Invoice To:
Invoice E-Mail:

Site Collection Info/Facility ID (as applicable): YAT AP-2

Purchase Order # (if applicable): GPC82474-0002
Quote #:

Time Zone Collected: [ ] AK [ ] PT [ ] MT [ ] CT [X] ET

County / State origin of sample(s): Georgia

Data Deliverables: [X] Level II [ ] Level III [ ] Level IV [X] EQUIS [ ] Other

Regulatory Program (DW, RCRA, etc.) as applicable:

Rush (Pre-approval required): [ ] 2 Day [ ] 3 day [ ] 5 day [ ] Other
Date Results Requested:

DW PWSID # or WW Permit # as applicable:

Field Filtered (if applicable): [ ] Yes [X] No
Analysis:

* Matrix Codes (Insert in Matrix box below): Drinking Water (DW), Ground Water (GW), Waste Water (WW), Product (P), Soil/Solid (SS), Oil (OL), Wipe (WP), Tissue (TS), Bioassay (B), Vapor (V), Other (OT), Surface Water (SW),Sediment (SED), Sludge (SL), Caulk

Specify Container Size **: 3 3 2 1 3

Identify Container Preservative Type***: 2 1 1 2 1

Analysis Requested

**Container Size: (1) 1L, (2) 500mL, (3) 250mL, (4) 125mL, (5) 100mL, (6) 40mL vial, (7) EnCore, (8) TerraCore, (9) Other

*** Preservative Types: (1) None, (2) HNO3, (3) H2SO4, (4) HCl, (5) NaOH, (6) Zn Acetate, (7) NaHSO4, (8) Sod. Thiosulfate, (9) Ascorbic Acid, (10) MeOH, (11) Other

Lab Use Only: Proj. Mgr.: Bonnie Vang; AcctNum / Client ID:; Table #:; Profile / Template: 16561; Prelog / Bottle Ord. ID:

Customer Sample ID	Matrix *	Comp / Grab	Collected (or Composite Start) Date	Collected (or Composite Start) Time	Composite End Date	Composite End Time	Res. CL2	Number & Type of Containers Plastic	Number & Type of Containers Glass	App III/IV Metals + Na, K, Mg	Cl, F, SO4 (EPA 300.0)	TDS (SM 2540C)	RAD SW846 9315/8320	Alkalinity (SM2320B)	Sample Comment	Preservation non-conformance identified for sample.
YAT-YGWC-26S	WG	G						7		X	X	X	X	X	See Remarks	
YAT-YGWC-26I	WG	G						7		X	X	X	X	X	See Remarks	
YAT-YGWC-27S	WG	G						7		X	X	X	X	X	See Remarks	
YAT-YGWC-27I	WG	G						7		X	X	X	X	X	See Remarks	
YAT-YGWC-28S	WG	G						7		X	X	X	X	X	See Remarks	
YAT-YGWC-28I	WG	G						7		X	X	X	X	X	See Remarks	
YAT-AP2-FD-1	WG	G						7		X	X	X	X	X	See Remarks	
YAT-AP2-EB-1	WG	G						7		X	X	X	X	X	See Remarks	
YAT-AP2-FB-1	WG	G						7		X	X	X	X	X	See Remarks	
YAT-YGWC-29IB	WG	G	2/18/26	1700	—	—		7		X	X	X	X	X	See Remarks	

Customer Remarks / Special Conditions / Possible Hazards:
App III Metals: 6020B: B; 6010D: Ca
App IV: Metals 6020B: Sb, As, Ba, Be, Cd, Cr, Co, Pb, Li, Mo, Se, Tl; 7040A: Hg.
Additional metals (6010D): Na, K, Mg; For Alkalinity: report total, carbonate, and bicarbonate

Collected By:
Printed Name: (Arcadis) David Prouty
Signature (Arcadis)

Additional Instructions from Pace®:

Coolers: Thermometer ID: Correction Factor (°C): Obs. Temp. (°C) Corrected Temp. (°C)

Relinquished by/Company: (Signature)	Date/Time:	Received by/Company: (Signature)	Date/Time:
	2/19/26 0730	Arcadis	2/19/26 0730
Arcadis	2/19/26 0840	Pace	2/19/26 0840
Pace	2/19/26 1315		2/19/26 1315
		2/19/26	

Tracking Number:

Delivered by: [ ] In-Person [ ] Courier [ ] FedEx [ ] UPS [ ] Other

Page: of

Submitting a sample via this chain of custody constitutes acknowledgment and acceptance of the Pace® Terms and Conditions found at https://www.pacelabs.com/resource-library/resource/pace-terms-and-conditions/

ENV-FRM-CORQ-0019_v01_082123 ©

Pace® Location Requested (City/State):
Pace Analytical Charlotte
9800 Kincey Ave. Suite 100, Huntersville, NC 28078

CHAIN-OF-CUSTODY Analytical Request Document

Chain-of-Custody is a LEGAL DOCUMENT - Complete all relevant fields

LAB USE ONLY- Affix Workorder/Login Label Here

Scan QR Code for instructions

Company Name: Southern Company
Street Address: 241 Ralph McGill Blvd, Atlanta, GA 3030B

Contact/Report To: Trey Singleton
Phone #: 205.346.3317
E-Mail: rosingle@southernco.com
Cc E-Mail: Arcadis contacts

Customer Project #: Task No. YAT-CCR-ASSMT-202651
Project Name: Georgia Power Yates

Invoice To:
Invoice E-Mail:

Site Collection Info/Facility ID (as applicable):
YAT AP-2

Purchase Order # (if applicable): GPC82474-0002
Quote #:

Time Zone Collected: [ ] AK [ ] PT [ ] MT [X] CT [X] ET

County / State origin of sample(s): Georgia

Data Deliverables:
[X] Level II [ ] Level III [ ] Level IV
[X] EQUIS
[ ] Other_____

Regulatory Program (DW, RCRA, etc.) as applicable:

Rush (Pre-approval required):
[ ] 2 Day [ ] 3 day [ ] 5 day [ ] Other_____
Date Results Requested:

DW PWSID # or WW Permit # as applicable:

Field Filtered (if applicable): [ ] Yes [X] No
Analysis:

* Matrix Codes (Insert in Matrix box below): Drinking Water (DW), Ground Water (GW), Waste Water (WW), Product (P), Soil/Solid (SS), Oil (OL), Wipe (WP), Tissue (TS), Bioassay (B), Vapor (V), Other (OT), Surface Water (SW),Sediment (SED), Sludge (SL), Caulk

Specify Container Size **: 3 | 3 | 2 | 1 | 3
Identify Container Preservative Type***: 2 | 1 | 1 | 2 | 1

**Container Size: (1) 1L (2) 500mL, (3) 250mL, (4) 125mL, (5) 100mL, (6) 40mL vial, (7) EnCore, (8) TerraCore, (9) Other

*** Preservative Types: (1) None, (2) HNO3, (3) H2SO4, (4) HCl, (5) NaOH, (6) Zn Acetate, (7) NaHSO4, (8) Sod. Thiosulfate, (9) Ascorbic Acid, (10) MeOH, (11) Other

Customer Sample ID	Matrix *	Comp / Grab	Collected (or Composite Start) Date	Collected (or Composite Start) Time	Composite End Date	Composite End Time	Res. CL2	Number & Type of Containers Plastic	Number & Type of Containers Glass	App III/IV Metals + Na, K, Mg	Cl, F, SO4 (EPA 300.0)	TDS (SM 2540C)	RAD SW846 9315/8320	Alkalinity (SM2320B)						Sample Comment	Preservation non-conformance identified for sample.
✓ YAT-YGWC-26S	WG	G	2/18/26	1315				7		X	X	X	X	X						See Remarks	
✓ YAT-YGWC-26I	WG	G	2/18/26	1435				7		X	X	X	X	X						See Remarks	
✓ YAT-YGWC-27S	WG	G	2/18/26	1605				7		X	X	X	X	X						See Remarks	
✓ YAT-YGWC-27I	WG	G	2/18/26	1700				7		X	X	X	X	X						See Remarks	
YAT-YGWC-28S	WG	G						7		X	X	X	X	X						See Remarks	
YAT-YGWC-28I	WG	G						7		X	X	X	X	X						See Remarks	
YAT-AP2-FD-1	WG	G						7		X	X	X	X	X						See Remarks	
YAT-AP2-EB-1	WG	G						7		X	X	X	X	X						See Remarks	
YAT-AP2-FB-1	WG	G						7		X	X	X	X	X						See Remarks	
YAT-YGWC-29IB	WG	G						7		X	X	X	X	X						See Remarks	

Lab Use Only:
Proj. Mgr: Bonnie Vang
AcctNum / Client ID:
Table #:
Profile / Template: 16561
Prelog / Bottle Ord. ID:

Customer Remarks / Special Conditions / Possible Hazards:
App III Metals: 6020B: B; 6010D: Ca
App IV: Metals 6020B: Sb, As, Ba, Be, Cd, Cr, Co, Pb, Li, Mo, Se, Tl; 7040A: Hg.
Additional metals (6010D): Na, K, Mg; For Alkalinity: report total, carbonate, and bicarbonate

Collected By:
Printed Name: (Arcadis) - Perry Studebaker
Signature: (Arcadis) - Perry Studebaker

Additional Instructions from Pace®:

# Coolers:	Thermometer ID:	Correction Factor (°C):	Obs. Temp. (°C)	Corrected Temp. (°C)

Relinquished by/Company: (Signature)	Date/Time:	Received by/Company: (Signature)	Date/Time:
Perry Studebaker / Arcadis	2/19/26 0840	Ryan Williams / Pace	2/19/26 0840
Ryan Williams / Pace	2/19/26 1315	Charles Hale	2/19/26 1315
Relinquished by/Company: (Signature)	Date/Time:	Received by/Company: (Signature)	Date/Time:
Relinquished by/Company: (Signature)	Date/Time:	Received by/Company: (Signature)	Date/Time:

Tracking Number:

Delivered by: [ ] In-Person [ ] Courier [ ] FedEX [ ] UPS [ ] Other

Page: of

Submitting a sample via this chain of custody constitutes acknowledgment and acceptance of the Pace® Terms and Conditions found at https://www.pacelabs.com/resource-library/resource/pace-terms-and-conditions/

ENV-FRM-CORQ-0019_v01_082123

5334 + 0537

Pace	DC#_Title: ENV-FRM-HUN1-0083 v05_Sample Condition Upon Receipt
	Effective Date: 05/24/2024

Laboratory receiving samples:

Asheville ☐ Eden ☐ Greenwood ☐ Huntersville ☐ Raleigh ☐ Mechanicsville ☐ Atlanta ☑ Kernersville ☐

Sample Condition Upon Receipt

Client Name: GA Power

Project #:

Courier: ☐ Commercial ☐ Fed Ex ☐ UPS ☐ USPS ☑ Client ☑ Pace ☐ Other:____

JG 2/20/26

Custody Seal Present? ☐ Yes ☑ No **Seals Intact?** ☐ Yes ☐ No ☑ N/A

Date/Initials Person Examining Contents: JG 2/20/26

Packing Material: ☑ Bubble Wrap ☐ Bubble Bags ☐ None ☐ Other

Biological Tissue Frozen? ☐ Yes ☐ No ☑ N/A

Thermometer: ☑ IR Gun ID: 214

Type of Ice: ☑ Wet ☐ Blue ☐ None

Cooler Temp: 4.3 **Correction Factor:** Add/Subtract (°C) 0.0

Temp should be above freezing to 6°C

☐ Samples out of temp criteria. Samples on ice, cooling process has begun

Cooler Temp Corrected (°C): 4.3

USDA Regulated Soil (☐ N/A, water sample)

Did samples originate in a quarantine zone within the United States: CA, NY, or SC (check maps)? ☐ Yes ☐ No

Did samples originate from a foreign source (internationally, including Hawaii and Puerto Rico)? ☐ Yes ☐ No

				Comments/Discrepancy:
Chain of Custody Present?	☑ Yes	☐ No	☐ N/A	1.
Samples Arrived within Hold Time?	☑ Yes	☐ No	☐ N/A	2.
Short Hold Time Analysis (<72 hr.)?	☐ Yes	☑ No	☐ N/A	3.
Rush Turn Around Time Requested?	☐ Yes	☑ No	☐ N/A	4.
Sufficient Volume?	☑ Yes	☐ No	☐ N/A	5.
Correct Containers Used?	☑ Yes	☐ No	☐ N/A	6.
-Pace Containers Used?	☑ Yes	☐ No	☐ N/A	
Containers Intact?	☑ Yes	☐ No	☐ N/A	7.
Dissolved analysis: Samples Field Filtered?	☐ Yes	☐ No	☑ N/A	8.
Sample Labels Match COC?	☑ Yes	☐ No	☐ N/A	9.
-Includes Date/Time/ID/Analysis Matrix: WG				
Headspace in VOA Vials (>5-6mm)?	☐ Yes	☐ No	☑ N/A	10.
Trip Blank Present?	☐ Yes	☐ No	☑ N/A	11.
Trip Blank Custody Seals Present?	☐ Yes	☐ No	☑ N/A	

COMMENTS/SAMPLE DISCREPANCY

Field Data Required? ☐ Yes ☐ No

Lot ID of split containers:

CLIENT NOTIFICATION/RESOLUTION

Person contacted: _____ Date/Time: _____

Project Manager SCURF Review: _____ **Date:** _____

Project Manager SRF Review: _____ **Date:** _____

*Check mark top half of box if pH and/or dechlorination is verified and within the acceptance range for preservation samples.
Exceptions: VOA, Coliform, TOC, Oil and Grease, DRO/8015 (water) DOC, LLHg
**Bottom half of box is to list number of bottles
***Check all unpreserved Nitrates for chlorine

Project #

Laboratory Receiving Location: Asheville ☐ Eden ☐ Greenwood ☐ Huntersville ☐ Raleigh ☐ Mechanicsville ☐ Atlanta ☑ Kernersville ☐

Client GA Power Profile/EZ (Circle one)_____ Notes_____

Item#	BP4U-125 mL Plastic Unpreserved (N/A) (Cl-)	BP3U-250 mL Plastic Unpreserved (N/A)	BP2U-500 mL Plastic Unpreserved (N/A)	BP1U-1 liter Plastic Unpreserved (N/A)		BP4S-125 mL Plastic H2SO4 (pH < 2) (Cl-)	BP3N-250 mL plastic HNO3 (pH < 2)	BP4Z-125 mL Plastic ZN Acetate & NaOH (>9)	BP4B-125 mL Plastic NaOH (pH > 12) (Cl-)	WGFU-Wide-mouthed Glass jar Unpreserved	AG1U-1 liter Amber Unpreserved (N/A) (Cl-)	AG1H-1 liter Amber HCl (pH < 2)	AG3U-250 mL Amber Unpreserved (N/A) (Cl-)	AG1S-1 liter Amber H2SO4 (pH < 2)	AG3S-250 mL Amber H2SO4 (pH < 2)	DG94-40 mL Amber NH4Cl (N/A)(Cl-)	DG9H-40 mL VOA HCl (N/A)	VG9T-40 mL VOA Na2S2O3 (N/A)	VG9U-40 mL VOA Unpreserved (N/A)	DG9V-40 mL VOA H3PO4 (N/A)	KP7U-50 mL Plastic Unpreserved (N/A)	V/GK (3 vials per kit)-VPH/Gas kit (N/A)	SP5T-125 mL Sterile Plastic (N/A – lab)	SP2T-250 mL Sterile Plastic (N/A – lab)	BPIN	BP3R-250 mL Plastic (NH2)2SO4 (9.3-9.7)	AG0U-100 mL Amber Unpreserved (N/A) (Cl-)	VSGU-20 mL Scintillation vials (N/A)	DG9U-40 mL Amber Unpreserved vials (N/A)
CC																														
1		2	1				2 ✓																			2				
2		2	1				2 ✓																			2				
3		2	1				2 ✓																			2				
4		2	1				2 ✓																			2				
5		2	1				2 ✓																			2				
6		2	1				2 ✓																			2				
7		2	1				2 ✓																			2				
8		2	1				2 ✓																			2				
9		2	1				2 ✓																			2				
10		2	1				2 ✓																			2				
11		2	1				2 ✓																			2				
12		2	1				2 ✓																			2				

pH Adjustment Log for Preserved Samples

Sample ID	Type of Preservative	pH upon receipt	Date preservation adjusted	Time preservation adjusted	Amount of Preservative added	Lot #

Note: Whenever there is a discrepancy affecting North Carolina compliance samples, a copy of this form will be sent to the North Carolina DENR Certification Office (i.e. Out of hold, incorrect preservative, out of temp, incorrect containers.

Pace	**DC#_Title: ENV-FRM-HUN1-0083 v05_Sample Condition Upon Receipt**
	Effective Date: 05/24/2024

***Check mark top half of box if pH and/or dechlorination is verified and within the acceptance range for preservation samples.**
Exceptions: VOA, Coliform, TOC, Oil and Grease, DRO/8015 (water) DOC, LLHg
****Bottom half of box is to list number of bottles**
*****Check all unpreserved Nitrates for chlorine**

Project #

Laboratory Receiving Location: Asheville ☐ Eden ☐ Greenwood ☐ Huntersville ☐ Raleigh ☐ Mechanicsville ☐ Atlanta ☑ Kernersville ☐

Client GA Power Profile/EZ (Circle one)_____ Notes_____

Item#	BP4U-125 mL Plastic Unpreserved (N/A) (Cl-)	BP3U-250 mL Plastic Unpreserved (N/A)	BP2U-500 mL Plastic Unpreserved (N/A)	BP1U-1 liter Plastic Unpreserved (N/A)		BP4S-125 mL Plastic H2SO4 (pH < 2) (Cl-)	BP3N-250 mL plastic HNO3 (pH < 2)	BP4Z-125 mL Plastic ZN Acetate & NaOH (>9)	BP4B-125 mL Plastic NaOH (pH > 12) (Cl-)	WGFU-Wide-mouthed Glass jar Unpreserved	AG1U-1 liter Amber Unpreserved (N/A) (Cl-)	AG1H-1 liter Amber HCl (pH < 2)	AG3U-250 mL Amber Unpreserved (N/A) (Cl-)	AG1S-1 liter Amber H2SO4 (pH < 2)	AG3S-250 mL Amber H2SO4 (pH < 2)	DG94-40 mL Amber NH4Cl (N/A)(Cl-)	DG9H-40 mL VOA HCl (N/A)	VG9T-40 mL VOA Na2S2O3 (N/A)	VG9U-40 mL VOA Unpreserved (N/A)	DG9V-40 mL VOA H3PO4 (N/A)	KP7U-50 mL Plastic Unpreserved (N/A)	V/GK (3 vials per kit)-VPH/Gas kit (N/A)	SP5T-125 mL Sterile Plastic (N/A – lab)	SP2T-250 mL Sterile Plastic (N/A – lab)	BOIN	BP3R-250 mL Plastic (NH2)2SO4 (9.3-9.7)	AG0U-100 mL Amber Unpreserved (N/A) (Cl-)	VSGU-20 mL Scintillation vials (N/A)	DG9U-40 mL Amber Unpreserved vials (N/A)
CC																													
1 13		2	1				2 ✓																		2				
2 14		2	1				2 ✓																		2				
3 15		2	1				2 ✓																		2				
4 16		2	1				2 ✓																		2				
5																													
6																													
7																													
8																													
9																													
10																													
11																													
12																													

pH Adjustment Log for Preserved Samples

Sample ID	Type of Preservative	pH upon receipt	Date preservation adjusted	Time preservation adjusted	Amount of Preservative added	Lot #

Note: Whenever there is a discrepancy affecting North Carolina compliance samples, a copy of this form will be sent to the North Carolina DENR Certification Office (i.e. Out of hold, incorrect preservative, out of temp, incorrect containers.

Pace® Location Requested (City/State): Pace Analytical Charlotte, 9800 Kincey Ave. Suite 100, Huntersville, NC 28078

CHAIN-OF-CUSTODY Analytical Request Document

Chain-of-Custody is a LEGAL DOCUMENT - Complete all relevant fields

LAB USE ONLY- Affix Workorder/Login Label Here

Scan QR Code for instructions

Company Name: Southern Company
Street Address: 241 Ralph McGill Blvd, Atlanta, GA 30308
Customer Project #: Task No. YAT-CCR-ASSMT-2026S1
Project Name: Georgia Power Yates
Site Collection Info/Facility ID (as applicable): YAT AP-2

Contact/Report To: Trey Singleton
Phone #: 205.346.3317
E-Mail: rosingle@southernco.com
Cc E-Mail: Arcadis contacts
Invoice To:
Invoice E-Mail:
Purchase Order # (If applicable): GPC82474-0002
Quote #:

Time Zone Collected: [ ] AK [ ] PT [ ] MT [X] CT [X] ET
County / State origin of sample(s): Georgia

Data Deliverables: [X] Level II [ ] Level III [ ] Level IV [X] EQUIS [ ] Other_____
Regulatory Program (DW, RCRA, etc.) as applicable:
Rush (Pre-approval required): [ ] 2 Day [ ] 3 day [ ] 5 day [ ] Other_____
Date Results Requested:
DW PWSID # or WW Permit # as applicable:
Field Filtered (if applicable): [ ] Yes [X] No
Analysis:

* Matrix Codes (Insert in Matrix box below): Drinking Water (DW), Ground Water (GW), Waste Water (WW), Product (P), Soil/Solid (SS), Oil (OL), Wipe (WP), Tissue (TS), Bioassay (B), Vapor (V), Other (OT), Surface Water (SW), Sediment (SED), Sludge (SL), Caulk

Customer Sample ID	Matrix *	Comp / Grab	Collected (or Composite Start) Date	Collected (or Composite Start) Time	Composite End Date	Composite End Time	Res. Cl2	Number & Type of Containers Plastic	Number & Type of Containers Glass	App III/IV Metals + Na, K, Mg	Cl, F, SO4 (EPA 300.0)	TDS (SM 2540C)	RAD SW846 9315/8320	Alkalinity (SM2320B)						Sample Comment	Preservation non-conformance identified for sample
Specify Container Size **										3	3	2	1	3							
Identify Container Preservative Type***										2	1	1	2	1							
YAT-YGWC-26S	WG	G						7		X	X	X	X	X						See Remarks	
YAT-YGWC-26I	WG	G						7		X	X	X	X	X						See Remarks	
YAT-YGWC-27S	WG	G						7		X	X	X	X	X						See Remarks	
YAT-YGWC-27I	WG	G						7		X	X	X	X	X						See Remarks	
YAT-YGWC-28S	WG	G	2/19/26	1245				7		X	X	X	X	X						See Remarks	
YAT-YGWC-28I	WG	G	2/19/26	1055				7		X	X	X	X	X						See Remarks	
YAT-AP2-FD-1	WG	G	2/19/26					7		X	X	X	X	X						See Remarks	
YAT-AP2-EB-1	WG	G	2/19/26					7		X	X	X	X	X						See Remarks	
YAT-AP2-FB-1	WG	G	2/19/26					7		X	X	X	X	X						See Remarks	
YAT-YGWC-29IB	WG	G						7		X	X	X	X	X						See Remarks	

Customer Remarks / Special Conditions / Possible Hazards:
App III Metals: 6020B: B; 6010D: Ca
App IV: Metals 6020B: Sb, As, Ba, Be, Cd, Cr, Co, Pb, Li, Mo, Se, Tl; 7040A: Hg.
Additional metals (6010D): Na, K, Mg; For Alkalinity: report total, carbonate, and bicarbonate

Collected By: Perry Studebaker
Printed Name: (Arcadis) -
Signature: (Arcadis) -

Additional Instructions from Pace®:

# Coolers:	Thermometer ID:	Correction Factor (°C):	Obs. Temp. (°C)	Corrected Temp. (°C)

Relinquished by/Company: (Signature)	Date/Time:	Received by/Company: (Signature)	Date/Time:
Arcadis	2/19/26 1730		2/19/26 1730
	2/20/26 1250		2/20/26 1230

Tracking Number:
Delivered by: [ ] In-Person [ ] Courier [ ] FedEX [ ] UPS [ ] Other
Page: of

Lab Use Only: Proj. Mgr: Bonnie Vang; AcctNum / Client ID:; Table #:; Profile / Template: 16561; Prelog / Bottle Ord. ID:

**Container Size: (1) 1L, (2) 500mL, (3) 250mL, (4) 125mL, (5) 100mL, (6) 40mL vial, (7) EnCore, (8) TerraCore, (9) Other

*** Preservative Types: (1) None, (2) HNO3, (3) H2SO4, (4) HCl, (5) NaOH, (6) Zn Acetate, (7) NaHSO4, (8) Sod. Thiosulfate, (9) Ascorbic Acid, (10) MeOH, (11) Other

Submitting a sample via this chain of custody constitutes acknowledgment and acceptance of the Pace® Terms and Conditions found at https://www.pacelabs.com/resource-library/resource/pace-terms-and-conditions/

ENV-FRM-CORQ-0019_v01_082123

Quality Control Sample Performance Assessment

Pace Analytical™
www.pacelabs.com

Test:	Ra-228
Analyst:	JJS1
Date:	3/5/2026
Worklist:	89662
Matrix:	WT

Analyst Must Manually Enter All Fields Highlighted in Yellow.

Method Blank Assessment	
MB Sample ID	3917134
MB concentration:	0.277
M/B 2 Sigma CSU:	0.305
MB MDC:	0.631
MB Numerical Performance Indicator:	1.78
MB Status vs Numerical Indicator:	Pass
MB Status vs. MDC:	Pass

Laboratory Control Sample Assessment	LCSD (Y or N)?	Y
	LCS89662	LCSD89662
Count Date:	3/12/2026	3/12/2026
Spike I.D.:	23-043	23-043
Decay Corrected Spike Concentration (pCi/mL):	29.494	29.494
Volume Used (mL):	0.10	0.10
Aliquot Volume (L, g, F):	0.816	0.819
Target Conc. (pCi/L, g, F):	3.616	3.602
Uncertainty (Calculated):	0.177	0.176
Result (pCi/L, g, F):	3.306	3.487
LCS/LCSD 2 Sigma CSU (pCi/L, g, F):	0.823	0.876
Numerical Performance Indicator:	-0.72	-0.25
Percent Recovery:	91.43%	96.81%
Status vs Numerical Indicator:	N/A	N/A
Status vs Recovery:	Pass	Pass
Upper % Recovery Limits:	135%	135%
Lower % Recovery Limits:	60%	60%

Sample Matrix Spike Control Assessment	MS/MSD 1	MS/MSD 2
Sample Collection Date:		
Sample I.D.		
Sample MS I.D.		
Sample MSD I.D.		
Spike I.D.:		
MS/MSD Decay Corrected Spike Concentration (pCi/mL):		
Spike Volume Used in MS (mL):		
Spike Volume Used in MSD (mL):		
MS Aliquot (L, g, F):		
MS Target Conc.(pCi/L, g, F):		
MSD Aliquot (L, g, F):		
MSD Target Conc. (pCi/L, g, F):		
MS Spike Uncertainty (calculated):		
MSD Spike Uncertainty (calculated):		
Sample Result:		
Sample Result 2 Sigma CSU (pCi/L, g, F):		
Sample Matrix Spike Result:		
Matrix Spike Result 2 Sigma CSU (pCi/L, g, F):		
Sample Matrix Spike Duplicate Result:		
Matrix Spike Duplicate Result 2 Sigma CSU (pCi/L, g, F):		
MS Numerical Performance Indicator:		
MSD Numerical Performance Indicator:		
MS Percent Recovery:		
MSD Percent Recovery:		
MS Status vs Numerical Indicator:		
MSD Status vs Numerical Indicator:		
MS Status vs Recovery:		
MSD Status vs Recovery:		
MS/MSD Upper % Recovery Limits:		
MS/MSD Lower % Recovery Limits:		

Duplicate Sample Assessment		
Sample I.D.:	LCS89662	Enter Duplicate sample IDs if other than LCS/LCSD in the space below.
Duplicate Sample I.D.	LCSD89662	
Sample Result (pCi/L, g, F):	3.306	
Sample Result 2 Sigma CSU (pCi/L, g, F):	0.823	
Sample Duplicate Result (pCi/L, g, F):	3.487	
Sample Duplicate Result 2 Sigma CSU (pCi/L, g, F):	0.876	
Are sample and/or duplicate results below RL?	NO	
Duplicate Numerical Performance Indicator:	-0.296	
(Based on the LCS/LCSD Percent Recoveries) Duplicate RPD:	5.72%	
Duplicate Status vs Numerical Indicator:	Pass	
Duplicate Status vs RPD:	Pass	
% RPD Limit:	36%	

Matrix Spike/Matrix Spike Duplicate Sample Assessment		
Sample I.D.		
Sample MS I.D.		
Sample MSD I.D.		
Sample Matrix Spike Result:		
Matrix Spike Result 2 Sigma CSU (pCi/L, g, F):		
Sample Matrix Spike Duplicate Result:		
Matrix Spike Duplicate Result 2 Sigma CSU (pCi/L, g, F):		
Duplicate Numerical Performance Indicator:		
(Based on the Percent Recoveries) MS/ MSD Duplicate RPD:		
MS/ MSD Duplicate Status vs Numerical Indicator:		
MS/ MSD Duplicate Status vs RPD:		
% RPD Limit:		

Evaluation of duplicate precision is not applicable if either the sample or duplicate results are below the MDC.

3-13-26

Comments:

VAL
3/13/26

Quality Control Sample Performance Assessment

Pace Analytical™
www.pacelabs.com

Test:	Ra-226
Analyst:	SLC
Date:	3/12/2026
Worklist:	89661
Matrix:	WT

Analyst Must Manually Enter All Fields Highlighted in Yellow.

Method Blank Assessment	
MB Sample ID	3917130
MB concentration:	-0.019
M/B 2 Sigma CSU:	0.101
MB MDC:	0.295
MB Numerical Performance Indicator:	-0.36
MB Status vs Numerical Indicator:	Pass
MB Status vs. MDC:	N/A

Laboratory Control Sample Assessment	LCSD (Y or N)?	Y
	LCS89661	LCSD89661
Count Date:	3/16/2026	3/16/2026
Spike I.D.:	23-014	23-014
Decay Corrected Spike Concentration (pCi/mL):	25.004	25.004
Volume Used (mL):	0.10	0.10
Aliquot Volume (L, g, F):	0.502	0.501
Target Conc. (pCi/L, g, F):	4.985	4.989
Uncertainty (Calculated):	0.234	0.234
Result (pCi/L, g, F):	4.885	5.114
LCS/LCSD 2 Sigma CSU (pCi/L, g, F):	0.932	0.983
Numerical Performance Indicator:	-0.20	0.24
Percent Recovery:	97.99%	102.51%
Status vs Numerical Indicator:	Pass	Pass
Status vs Recovery:	N/A	N/A
Upper % Recovery Limits:	125%	125%
Lower % Recovery Limits:	75%	75%

Sample Matrix Spike Control Assessment	MS/MSD 1	MS/MSD 2
Sample Collection Date:		
Sample I.D.		
Sample MS I.D.		
Sample MSD I.D.		
Spike I.D.:		
MS/MSD Decay Corrected Spike Concentration (pCi/mL):		
Spike Volume Used in MS (mL):		
Spike Volume Used in MSD (mL):		
MS Aliquot (L, g, F):		
MS Target Conc.(pCi/L, g, F):		
MSD Aliquot (L, g, F):		
MSD Target Conc. (pCi/L, g, F):		
MS Spike Uncertainty (calculated):		
MSD Spike Uncertainty (calculated):		
Sample Result:		
Sample Result 2 Sigma CSU (pCi/L, g, F):		
Sample Matrix Spike Result:		
Matrix Spike Result 2 Sigma CSU (pCi/L, g, F):		
Sample Matrix Spike Duplicate Result:		
Matrix Spike Duplicate Result 2 Sigma CSU (pCi/L, g, F):		
MS Numerical Performance Indicator:		
MSD Numerical Performance Indicator:		
MS Percent Recovery:		
MSD Percent Recovery:		
MS Status vs Numerical Indicator:		
MSD Status vs Numerical Indicator:		
MS Status vs Recovery:		
MSD Status vs Recovery:		
MS/MSD Upper % Recovery Limits:		
MS/MSD Lower % Recovery Limits:		

Duplicate Sample Assessment		
Sample I.D.:	LCS89661	92845359023
Duplicate Sample I.D.	LCSD89661	92845359023DUP
Sample Result (pCi/L, g, F):	4.885	0.387
Sample Result 2 Sigma CSU (pCi/L, g, F):	0.932	0.231
Sample Duplicate Result (pCi/L, g, F):	5.114	0.276
Sample Duplicate Result 2 Sigma CSU (pCi/L, g, F):	0.983	0.187
Are sample and/or duplicate results below RL?	NO	See Below ##
Duplicate Numerical Performance Indicator:	-0.332	0.735
(Based on the LCS/LCSD Percent Recoveries) Duplicate RPD:	4.50%	33.56%
Duplicate Status vs Numerical Indicator:	Pass	Pass
Duplicate Status vs RPD:	N/A	N/A
% RPD Limit:	25%	25%

Matrix Spike/Matrix Spike Duplicate Sample Assessment		
Sample I.D.		
Sample MS I.D.		
Sample MSD I.D.		
Sample Matrix Spike Result:		
Matrix Spike Result 2 Sigma CSU (pCi/L, g, F):		
Sample Matrix Spike Duplicate Result:		
Matrix Spike Duplicate Result 2 Sigma CSU (pCi/L, g, F):		
Duplicate Numerical Performance Indicator:		
(Based on the Percent Recoveries) MS/ MSD Duplicate RPD:		
MS/ MSD Duplicate Status vs Numerical Indicator:		
MS/ MSD Duplicate Status vs RPD:		
% RPD Limit:		

Evaluation of duplicate precision is not applicable if either the sample or duplicate results are below the MDC.

Comments:

LAM 3/17/26

LT 3-17-26

Upgradient Wells

Georgia Power Co. – Plant Yates

Data Review Report

Metals, General Chemistry, and Radium Analyses

SDGs #92845115 and 92845130

Analyses Performed By:
Pace Analytical Services – West Columbia, South Carolina
Pace Analytical Services – Asheville, North Carolina
Pace National – Mt. Juliet, Tennessee
Pace Analytical Services – Greensburg, Pennsylvania

Report #53837R
Review Level: Tier II
Project: 30143607.3E, 30113037.3E, 30143622.3E, 30143623.3E, 30143625.3E, 30143626.3E

Summary

This Data Review Report summarizes the review of Sample Delivery Groups (SDGs) #92845115 and 92845130 for samples collected in association with the Georgia Power Company – Plant Yates. The review was conducted as a Tier II evaluation and included review of data package completeness. Only analytical data associated with constituents of concern were reviewed for this validation. Field documentation was not included in this review. Included with this assessment are the chain of custody form and a table summarizing the data validation qualifiers. Analyses were performed on the following samples:

Sample ID	Lab ID	Matrix	Sample Collection Date	Parent Sample	Analysis		
					RAD	MET	GEN CHEM
YAT-YGWA-17S	92845115001 92545130001	Water	2/17/2026		X	X	X
YAT-YGWA-18S	92845115002 92545130002	Water	2/17/2026		X	X	X
YAT-YGWA-18I	92845115003 92545130003	Water	2/17/2026		X	X	X
YAT-YGWA-39	92845115004 92545130004	Water	2/17/2026		X	X	X
YAT-YGWA-40	92845115005 92545130005	Water	2/17/2026		X	X	X
YAT-YGWA-3D	92845115006 92545130007	Water	2/17/2026		X	X	X
YAT-UGRD-FB-2	92845115007 92545130008	Water	2/17/2026		X	X	X
YAT-UGRD-FD-2	92845115008 92545130009	Water	2/17/2026	YAT-YGWA-18S	X	X	X
YAT-YGWA-1I	92845115009 92545130010	Water	2/17/2026		X	X	X
YAT-YGWA-1D	92845115010 92545130011	Water	2/17/2026		X	X	X
YAT-YGWA-2I	92845115011 92545130012	Water	2/17/2026		X	X	X
YAT-YGWA-3I	92845115012 92545130013	Water	2/17/2026		X	X	X

Sample ID	Lab ID	Matrix	Sample Collection Date	Parent Sample	Analysis		
					RAD	MET	GEN CHEM
YAT-UGRD-EB-1	92845115013 92545130014	Water	2/17/2026		X	X	X
YAT-UGRD-FD-1	92845115014 92545130015	Water	2/17/2026	YAT-YGWA-1I	X	X	X
YAT-YGWA-21I	92845115015 92545130016	Water	2/17/2026		X	X	X
YAT-YGWA-4I	92545115016 92545130017	Water	2/17/2026		X	X	X
YAT-YGWA-5I	92545115017 92545130018	Water	2/17/2026		X	X	X
YAT-YGWA-5D	92545115018 92545130025	Water	2/17/2026		X	X	X
YAT-YGWA-20S	92545115019 92545130019	Water	2/17/2026		X	X	X
YAT-UGRD-FB-2	92845115020 92545130020	Water	2/17/2026		X	X	X
YAT-YGWA-47	92845115021 92545130021	Water	2/17/2026		X	X	X
YAT-YGWA-30I	92845115022 92545130022	Water	2/17/2026		X	X	X
YAT-YGWA-14S	92845115023 92545130023	Water	2/17/2026		X	X	X
YAT-UGRD-FB-1	92845115024 92545130024	Water	2/17/2026		X	X	X

Notes:

1. Metals and mercury analysis performed by Pace Analytical Services – West Columbia, South Carolina.
2. Alkalinity, total dissolved solids and anions (chloride, fluoride, and sulfate) analysis performed by Pace Analytical Services – Asheville, North Carolina.
3. Lithium analysis performed by Pace National – Mt. Juliet, Tennessee.
4. Radium analysis performed by Pace Analytical Services – Greensburg, Pennsylvania.

Analytical Data Package Documentation

The table below evaluates the data package completeness.

Items Reviewed	Reported		Performance Acceptable		Not Required
	No	Yes	No	Yes	
1. Sample receipt condition		X		X	
2. Requested analyses and sample results		X		X	
3. Master tracking list		X		X	
4. Methods of analysis		X		X	
5. Reporting limits		X		X	
6. Sample collection date		X		X	
7. Laboratory sample received date		X		X	
8. Sample preservation verification (as applicable)		X		X	
9. Sample preparation/extraction/analysis dates		X		X	
10. Fully executed chain-of-custody form		X		X	
11. Narrative summary of QA or sample problems provided		X		X	
12. Data package completeness and compliance		X		X	

Note:
QA = quality assurance

Inorganic Analysis Introduction

Analyses were performed according to United States Environmental Protection Agency (USEPA) SW-846 Methods 6020B, 7470A, 9315, and 9320; Standard Methods (SM) 2320B and 2540C; and USEPA Method 300.0. Data were reviewed in accordance with USEPA Region IV Data Validation Standard Operating Procedures for Contract Laboratory Program Inorganic Data by Inductively Coupled Plasma–Atomic Emission Spectroscopy and Inductively Coupled Plasma–Mass Spectroscopy (September 2011, Rev. 2), USEPA Region IV Data Validation Standard Operating Procedures for Contract Laboratory Program Mercury Data by Cold Vapor Atomic Absorption (September 2011, Rev. 2), and the USEPA National Functional Guidelines for Inorganic Superfund Methods Data Review, EPA 542-R-20-006, November 2020 (with reference to the historical USEPA Contract Laboratory Program National Functional Guidelines for Inorganic Data Review, OSWER 9240.1-45, October 2004, as appropriate).

The data review process is an evaluation of data on a technical basis rather than a determination of contract compliance. As such, the standards against which the data are being weighed may differ from those specified in the analytical method. It is assumed that the data package represents the best efforts of the laboratory and that it was already subjected to adequate and sufficient quality review prior to submission.

During the review process, laboratory qualified and unqualified data are verified against the supporting documentation. Based on this evaluation, qualifier codes may be added, deleted, or modified by the data reviewer. Results are qualified with the following codes in accordance with the USEPA National Functional Guidelines:

- Concentration (C) Qualifiers
  - U The analyte was analyzed for but not detected. The associated value is the analyte instrument detection limit.
  - J The reported value was obtained from a reading less than the reporting limit (RL), but greater than or equal to the method detection limit (MDL).
- Quantitation (Q) Qualifiers
  - E The reported value is estimated due to the presence of interference.
  - N Spiked sample recovery is not within control limits.
  - * Duplicate analysis is not within control limits.
- Validation Qualifiers
  - J The analyte was positively identified; however, the associated numerical value is an estimated concentration only.
  - UJ The analyte was not detected above the reporting limit. However, the reported limit is approximate and may or may not represent the actual limit of detection.
  - UB Analyte considered non-detect at the listed value due to associated blank contamination.
  - R The sample results are rejected.

Two facts should be noted by all data users. First, the “R” flag means that the associated value is unusable. In other words, due to significant quality control (QC) problems, the analysis is invalid and provides no information as to whether the compound is present or not. “R” values should not appear on data tables because they cannot be relied upon, even as a last resort. The second fact to keep in mind is that no compound concentration, even if it has passed all QC tests, is guaranteed to be accurate. Strict QC serves to increase confidence in data but any value potentially contains error.

Metals Analyses

1. Holding Times

The specified holding times for the following methods are presented in the following table.

Method	Matrix	Holding Time	Preservation
SW-846 6020B	Water	180 days from collection to analysis	Cool to <6°C; preserved to a pH of less than 2 s.u.
SW-846 7470A	Water	28 days from collection to analysis	Cool to <6°C; preserved to a pH of less than 2 s.u.

Note:
s.u. = standard units

All samples were analyzed within the specified holding times.

2. Blank Contamination

Quality assurance (QA) blanks (i.e., method and rinse blanks) are prepared to identify any contamination which may have been introduced into the samples during sample preparation or field activity. Method blanks measure laboratory contamination. Rinse blanks measure contamination of samples during field operations.

A blank action level (BAL) of five times the concentration of a detected compound in an associated blank is calculated for QA blanks containing concentrations greater than the method detection limit (MDL). The BAL is compared to the associated sample results to determine the appropriate qualification of the sample results, if needed.

All compounds associated with the QA blanks exhibited a concentration less than the MDL, with the exception of the compounds listed in the following table. Sample results less than the BAL associated with the following sample locations were qualified as listed in the following table.

Sample Locations	Analytes	Sample Result	Qualification
YAT-YGWA-3D YAT-YGWA-2I YAT-UGRD-FD-1	Antimony (FB)	Detected sample results <RL and <BAL	“UB” at RL
YAT-YGWA-1I YAT-YGWA-1D YAT-YGWA-2I YAT-YGWA-3I YAT-UGRD-FD-1	Chromium (EB)		

Notes:
EB = Equipment blank
FB = Field blank
RL = Reporting limit

3. Matrix Spike/Matrix Spike Duplicate (MS/MSD)/Laboratory Duplicate Analysis

MS/MSD and laboratory duplicate data are used to assess the precision and accuracy of the analytical method.

3.1 MS/MSD Analysis

All metal analytes must exhibit a percent recovery within the established acceptance limits of 75% to 125%. The MS/MSD recovery control limits do not apply for MS/MSD performed on sample locations where the analyte's concentration detected in the parent sample exceeds the MS/MSD concentration by a factor of four or greater.

The MS/MSD analysis was performed using sample YAT-YGWA-40 in association with SW-846 6020B analysis exhibited recoveries within the control limits.

The MS/MSD analysis performed using samples YAT-YGWA-3D and YAT-YGWA-30I in association with lithium by method SW-846 6020B analysis exhibited recoveries within the control limits.

The MS/MSD analysis performed using samples YAT-YGWA-1D and YAT-YGWA-47 in association with SW-846 7470A analysis exhibited recoveries within the control limits.

3.2 Laboratory Duplicate Analysis

The laboratory duplicate relative percent difference (RPD) criterion is applied when parent and duplicate sample concentrations are greater than or equal to 5 times the RL. A control limit of 20% for water matrices is applied when the criteria above is true. In the instance when the parent and/or duplicate sample concentrations are less than or equal to 5 times the RL, a control limit of one times the RL is applied for water matrices.

MS/MSD analysis was performed in replacement of the laboratory duplicate analysis in association with SW-846 6020B and SW-846 7470A. The MS/MSD recoveries exhibited acceptable RPDs.

4. Field Duplicate Analysis

Field duplicate analysis is used to assess the overall precision of the field sampling procedures and analytical method. A control limit of 35% for water matrices is applied to the RPD between the parent sample and the field duplicate. In the instance when the parent and/or duplicate sample concentrations are less than or equal to 5 times the RL, a control limit of two times the RL is applied for water matrices.

Results for duplicate samples are summarized in the following table.

Sample ID/Duplicate ID	Analyte	Sample Result	Duplicate Result	RPD
YAT-YGWA-1I / YAT-UGRD-FD-1	Lithium	0.00348	0.00355	AC
	Barium	0.0084	0.0083	
	Calcium	1.7	1.9	
	Cobalt	0.0020 J	0.0020 J	
	Molybdenum	0.0033 J	0.0032 J	
	Magnesium	1.5	1.5	0.0%
	Potassium	2.1	2.1	0.0%
	Sodium	5.0	5.0	0.0%
YAT-YGWA-18S / YAT-UGRD-FD-2	Lithium	0.00295	0.00198 J	AC
	Barium	0.012	0.012	
	Calcium	0.86	0.69	
	Chromium	0.0012 J	0.0011 J	
	Potassium	0.54	0.48	
	Magnesium	0.84	0.82	2.4%
	Sodium	9.3	8.9	4.4%

Note:
AC = Acceptable

The differences in the results between the parent sample YAT-YGWA-1I and field duplicate sample YAT-UGRD-FD-1 were acceptable.

The differences in the results between the parent sample YAT-YGWA-18S and field duplicate sample YAT-UGRD-FD-2 were acceptable.

5. Laboratory Control Sample (LCS) Analysis

The LCS analysis is used to assess the accuracy of the analytical method independent of matrix interferences. The analytes associated with the LCS analysis must exhibit a percent recovery between the control limits of 80% and 120%.

The LCS analysis exhibited recoveries within the control limits.

6. System Performance and Overall Assessment

Overall system performance was acceptable. Other than for those deviations specifically mentioned in this review, the overall data quality is within the guidelines specified in the method.

Data Validation Checklist for Metals

METALS: SW-846 6020B/7470A	Reported		Performance Acceptable		Not Required
	No	Yes	No	Yes	
Inductively Coupled Plasma-Mass Spectrometry (ICP-MS) Atomic Absorption – Manual Cold Vapor (CV)					
Tier II Validation					
Holding Times		X		X	
Reporting limits (units)		X		X	
Blanks					
A. Method Blanks		X		X	
B. Equipment/Field Blanks		X	X		
Laboratory Control Sample (LCS) %R		X		X	
Matrix Spike (MS) %R		X		X	
Matrix Spike Duplicate (MSD) %R		X		X	
MS/MSD Precision (RPD)		X		X	
Laboratory Duplicate (RPD)	X				X
Field Duplicate (RPD)		X		X	

Notes:

%R Percent recovery

RPD Relative percent difference

General Chemistry Analyses

1. Holding Times

The specified holding times for the following methods are presented in the following table.

Method	Matrix	Holding Time	Preservation
Alkalinity by SM2320B	Water	14 days from collection to analysis	Cool to <6°C
Total Dissolved Solids (TDS) by SM2540C	Water	7 days from collection to analysis	Cool to <6°C
Anions (Chloride, Fluoride, and Sulfate) by USEPA 300.0	Water	28 days from collection to analysis	Cool to <6°C

All samples were analyzed within the specified holding times.

2. Blank Contamination

Quality assurance (QA) blanks (i.e., method and rinse blanks) are prepared to identify any contamination which may have been introduced into the samples during sample preparation or field activity. Method blanks measure laboratory contamination. Rinse blanks measure contamination of samples during field operations.

A blank action level (BAL) of five times the concentration of a detected compound in an associated blank is calculated for QA blanks containing concentrations greater than the method detection limit (MDL). The BAL is compared to the associated sample results to determine the appropriate qualification of the sample results, if needed.

Analytes were not detected above the MDL in the associated blanks; therefore, detected sample results were not associated with blank contamination.

3. Matrix Spike/Matrix Spike Duplicate (MS/MSD)/Laboratory Duplicate Analysis

MS/MSD and laboratory duplicate data are used to assess the precision and accuracy of the analytical method.

3.1 MS/MSD Analysis

All analytes must exhibit a percent recovery within the established acceptance limits of 75% to 125%. The MS/MSD recovery control limits do not apply for MS/MSD performed on sample locations where the analyte's concentration detected in the parent sample exceeds the MS/MSD concentration by a factor of four or greater. In instance where this is true, the data will not be qualified even if the percent recovery does not meet the control limits and the laboratory flag will be removed.

The MS/MSD analysis performed using samples YAT-YGWA-18I and YAT-YGWA-39 in association with alkalinity analysis exhibited recoveries within the control limits.

The MS/MSD analysis performed using samples YAT-YGWA-18S, YAT-YGWA-3I, and YAT-YGWA-30I in association with anions analysis exhibited recoveries within the control limits.

3.2 Laboratory Duplicate Analysis

The laboratory duplicate relative percent difference (RPD) criterion is applied when parent and duplicate sample concentrations are greater than or equal to 5 times the RL. A control limit of 20% for water matrices is applied when the criteria above is true. In the instance when the parent and/or duplicate sample concentrations are less than or equal to 5 times the RL, a control limit of one times the RL is applied for water matrices.

MS/MSD analysis was performed in replacement of the laboratory duplicate analysis in association with alkalinity and anions. The MS/MSD recoveries exhibited acceptable RPDs.

The laboratory duplicate analysis performed using samples YAT-YGWA-1D and YAT-UGRD-FB-2 in association with TDS analysis exhibited RPDs within the control limit.

4. Field Duplicate Analysis

Field duplicate analysis is used to assess the overall precision of the field sampling procedures and analytical method. A control limit of 35% for water matrices is applied to the RPD between the parent sample and the field duplicate. In the instance when the parent and/or duplicate sample concentrations are less than or equal to 5 times the RL, a control limit of two times the RL is applied for water matrices.

Results for duplicate samples are summarized in the following table.

Sample ID/Duplicate ID	Analyte	Sample Result	Duplicate Result	RPD
YAT-YGWA-1I / YAT-UGRD-FD-1	Alkalinity, Bicarbonate (CaCO3)	15.9	15.8	AC
	Alkalinity, Total as CaCO3	15.9	15.8	
	Total Dissolved Solids	51.0	55.0	
	Chloride	1.3	1.5	
	Fluoride	0.10 U	0.058 J	
	Sulfate	4.4	4.5	
YAT-YGWA-18S / YAT-UGRD-FD-2	Alkalinity, Bicarbonate (CaCO3)	10.7	10.6	AC
	Alkalinity, Total as CaCO3	10.7	10.6	
	Total Dissolved Solids	53.0	54.0	
	Fluoride	0.10 U	0.10 U	
	Sulfate	0.74 J	0.72 J	

Sample ID/Duplicate ID	Analyte	Sample Result	Duplicate Result	RPD
	Chloride	6.9	6.9	0.0%

Note:
AC Acceptable

The differences in the results between the parent sample YAT-YGWA-1I and field duplicate sample YAT-UGRD-FD-1 were acceptable.

The differences in the results between the parent sample YAT-YGWA-18S and field duplicate sample YAT-UGRD-FD-2 were acceptable.

5. Laboratory Control Sample (LCS) Analysis

The LCS analysis is used to assess the accuracy of the analytical method independent of matrix interferences. The analytes associated with the LCS analysis must exhibit a percent recovery between the control limits of 80% and 120%.

The LCS analysis exhibited recoveries within the control limits.

6. System Performance and Overall Assessment

Overall system performance was acceptable. Other than for those deviations specifically mentioned in this review, the overall data quality is within the guidelines specified in the method.

Data Validation Checklist for General Chemistry

General Chemistry: SM2320B, SM2540C, USEPA 300.0	Reported		Performance Acceptable		Not Required
	No	Yes	No	Yes	
Miscellaneous Instrumentation					
Tier II Validation					
Holding Times		X		X	
Reporting limits (units)		X		X	
Blanks					
A. Method Blanks		X		X	
B. Equipment/Field Blanks		X		X	
Laboratory Control Sample (LCS) %R		X		X	
Matrix Spike (MS) %R		X		X	
Matrix Spike Duplicate (MSD) %R		X		X	
MS/MSD Precision (RPD)		X		X	
Laboratory Duplicate (RPD)		X		X	
Field Duplicate (RPD)		X		X	

Notes:

%R Percent recovery

RPD Relative percent difference

Radiological Analyses

1. Holding Times

The specified holding times for the following methods are presented in the following table.

Method	Matrix	Holding Time	Preservation
Radium-226 by SW-846 9315	Water	180 days from collection to analysis	Preserved to a pH of less than 2 s.u.
Radium-228 by SW-846 9320	Water	180 days from collection to analysis	Preserved to a pH of less than 2 s.u.

Note:
s.u. = standard units

All samples were analyzed within the specified holding times.

2. Blank Contamination

Quality assurance (QA) blanks (i.e., method and field/rinse blanks) are prepared to identify any contamination which may have been introduced into the samples during sample preparation or field activity. Method blanks measure laboratory contamination. Field/rinse blanks measure contamination of samples during field operations.

Blank results should be verified to be accurately reported and that tolerance limits (±2 sigma or standard deviation) were not exceeded; and blank results verified to be less than the minimum detectable concentration (MDC).

For blanks to be considered not applicable, verify net blank results are less than the associated uncertainty by evaluating the blank results based on the following three criteria. <u>If either of these criteria is true, the blank is considered not suspect of contamination (or non-detect).</u>

1. Is the blank result less than the uncertainty and less than the MDC?
2. Does the blank have an uncertainty greater than the result (or indistinguishable from background) or does the blank result fall between its uncertainty and its MDC?

If the blank QC results fall outside the appropriate tolerance limits or if the net blank results are not less than the associated uncertainty, the following equation for normalized absolute difference (NAD) should be used in determining the effect of possible blank contamination on the sample results:

$$Normalized\ \ absolute\ difference_{MethodBlank} = \frac{|\ Sample\ -\ Blank\ |}{\sqrt{(U_{Sample})^2 + (U_{Blank})^2}}$$

Where:

U_{Sample} = uncertainty of the sample

U_{Blank} = uncertainty of the blank

Sample = concentration of isotope in sample

Blank = concentration of isotope in blank

Normalized Absolute Difference	Qualification
> 2.58	None
1.96 > x < 2.58	J
x < 1.96	J*

Note:
* = Minimally the result should be qualified as estimated, J; however, if other quality indicators are deficient the validator may determine the result should be qualified as rejected, R

Radium-226 was detected in the associated blanks; however, the activity was measured as less than the MDC. Hence, the blank results are considered non-detect and no qualification of the results was required.

Radium-228 was detected in the associated method blank (batch 801659) and field blank YAT-UGRD-FB-1 at an activity greater than the MDC. The Radium-228 results in the associated samples YAT-YGWA-47, YAT-YGWA-30I, and YAT-YGWA-14S, and the Radium-228 and total radium results in sample YAT-YGWA-5D were qualified as estimated (J).

3. Matrix Spike (MS)/Laboratory Duplicate Analysis

MS and laboratory duplicate data are used to assess the precision and accuracy of the analytical method.

3.1 MS Analysis

MS samples are not typically analyzed for gamma spectral content due to the inability of the laboratory to homogenize spike material with the sample.

If performed, the spike analysis must exhibit a percent recovery within the control limits of 70% to 130%. The MS recovery control limits do not apply for MS performed on sample locations where the analyte's concentration detected in the parent sample exceeds the MS concentration by a factor of four or greater. In instance where this is true, the data will not be qualified even if the percent recovery does not meet the control limits.

In the event the recovery is outside of this limit, a numerical indicator to make assessments is calculated, with a limit of < ±3 sigma for either.

The numerical performance indicator for a matrix spike sample is calculated by:

$$Z_{MS} = \frac{x - x_0 - c}{\sqrt{u^2(x) + u^2(x_0) + u^2(c)}}$$

Where:

x = measured concentration of the spiked sample.

x_0 = measured concentration of the unspiked sample.

c = spike concentration added.

$u^2(x)$, $u^2(x0)$, $u^2(c)$ = the squares of the respective standard uncertainties of these values.

MS performance for all matrices is acceptable when the numerical performance indicator calculation yields a value between ±3 sigma. Warning limits have been established as ±2 sigma.

MS analysis was not performed using a sample from this SDG.

3.2 Laboratory Duplicate Analysis

Duplicate analyses are indicators of laboratory precision based on each sample matrix. For replicate analysis results to be considered in agreement the duplicate error ratio (DER) must be less than 2.13. In the event the DER is outside of the limit of 2.13, a numerical indicator to make assessments is calculated, with a limit of ±3 sigma or standard deviation.

The numerical performance indicator for laboratory duplicates is calculated by:

$$Z_{Dup} = \frac{x_1 - x_2}{\sqrt{u^2(x_1) + u^2(x_2)}}$$

Where:

x_1, x_2 = two measured activity concentrations.

$u^2(x_1)$, $u^2(x_2)$ = the combined standard uncertainty of each measurement squared.

Duplicate sample performance is acceptable when the numerical performance indicator calculation yields a value between ±3 sigma. Warning limits have been established as ±2 sigma.

The laboratory duplicate performed on sample locations YAT-YGWA-47 and YAT-YGWA-5D in association with Radium-226 analysis exhibited an acceptable difference between the results.

Laboratory duplicate analysis was not performed using a sample from this SDG in association with Radium-228 analysis.

4. Field Duplicate Analysis

Field duplicate analysis is used to assess the overall precision of the field sampling procedures and analytical method. There are no specific review criteria for radiological field replicate analyses comparability. The degree of agreement between these replicates is to be used in conjunction with all of the remaining quality control results as an aid in the decision as to the overall quality of the data. Data are not to be qualified due to field replicates alone. To determine the level of agreement between the replicates, the following guidelines have been established:

Data should be considered in agreement if results are within a factor of four of each other. Data between a factor of four and five of each other should be considered as a minor discrepancy and data greater than a factor of five should be considered a major discrepancy.

The field duplicate sample results are summarized in the following table.

Sample ID/Duplicate ID	Analyte	Sample Result	Duplicate Result	RPD
YAT-YGWA-1I / YAT-UGRD-FD-1	Radium-226	0.112U ± 0.135	-0.00293U ± 0.111	AC
	Radium-228	0.261U ± 0.360	0.553U ± 0.401	
	Total Radium	0.373U ± 0.495	0.553U ± 0.512	
YAT-YGWA-18S / YAT-UGRD-FD-2	Radium-226	0.0507U ± 0.136	-0.0382U ± 0.129	AC
	Radium-228	0.822 ± 0.452	0.565U ± 0.481	
	Total Radium	0.873U ± 0.588	0.565U ± 0.610	

Note:
AC = Acceptable

The results were below the MDC in the parent sample YAT-YGWA-1I and field duplicate sample YAT-UGRD-FD-1.

The differences in the results between the parent sample YAT-YGWA-18S and field duplicate sample YAT-UGRD-FD-2 were acceptable.

5. Tracer or Carrier

Tracers and carriers are used in radiological separation methods to provide evaluation of chemical separation. Chemical yield is evaluated through the recovery of chemical species spiked into samples. Yield is evaluated radiometrically with a tracer and gravimetrically with a carrier. A control limit of 30% to 110% is applied to each sample spiked with either a carrier and/or a tracer.

The tracer and carrier analyses exhibited recoveries within the control limits.

6. Laboratory Control Sample/Laboratory Control Sample Duplicate (LCS/LCSD) Analysis

The LCS/LCSD analysis is used to assess the precision and accuracy of the analytical method independent of matrix interferences. The analytes associated with the LCS/LCSD analysis must exhibit a percent recovery between the control limits of 60% to 135%. In the event the recovery is outside of this limit, a numerical indicator to make assessments is calculated, with a limit of +/- 3 sigma.

The numerical performance indicator for a laboratory control sample is calculated by:

$$Z_{LCS} = \frac{x - c}{\sqrt{u^2(x) + u^2(c)}}$$

Where:

x = Analytical result of the LCS

c = Known concentration of the LCS

$u^2(x)$ = combined standard uncertainty of the result squared.

$u^2(c)$ = combined standard uncertainty of the LCS value squared.

LCS performance is acceptable when the numerical performance indicator calculation yields a value between ±3 sigma. Warning limits have been established as ±2 sigma.

The LCS/LCSD analysis exhibited recoveries within the control limits.

7. Isotope Identification

For sample results to be considered “non-detect”, evaluate data based on the following two criteria. If either one of these criteria is true, the sample result is considered “non-detect”.

1. Sample result is less than the uncertainty and less than the MDC/MDA; or
2. Sample has an uncertainty greater than the result (or indistinguishable from background) or result falls between its uncertainty and its MDC/MDA.

Based on the above criteria sample results were qualified as “U” by the laboratory as applicable.

8. System Performance and Overall Assessment

Overall system performance was acceptable. Other than for those deviations specifically mentioned in this review, the overall data quality is within the guidelines specified in the method.

Data Validation Checklist for Radiologicals

Radiologicals: SW-846 9315/9320	Reported		Performance Acceptable		Not Required
	No	Yes	No	Yes	
Miscellaneous Instrumentation					
Tier II Validation					
Holding Times		X		X	
Activity, +/- uncertainty, MDC/MDA		X		X	
Blanks					
A. Method Blanks		X	X		
B. Equipment/Field Blanks		X	X		
Carrier (Surrogate) %R		X		X	
Tracer (Surrogate) %R		X		X	
Laboratory Control Sample (LCS) %R		X		X	
Laboratory Control Sample Duplicate (LCSD) %R		X		X	
LCS/LCSD Precision (RPD)		X		X	
Matrix Spike (MS) %R	X				X
Matrix Spike Duplicate (MSD) %R	X				X
MS/MSD Precision (RPD)	X				X
Laboratory Duplicate (RPD)		X		X	
Field Duplicate (RPD)		X		X	

Notes:

%R Percent recovery

RPD Relative percent difference

VALIDATION PERFORMED BY: Jennifer Singer

SIGNATURE: Jennifer A Singer

DATE: April 20, 2026

PEER REVIEW: Joseph C. Houser

DATE: April 28, 2026

Chain of Custody / Data Qualifier Summary Table

Pace® Location Requested (City/State):
Pace Analytical Charlotte
9800 Kincey Ave. Suite 100, Huntersville, NC 28078

CHAIN-OF-CUSTODY Analytical Request Document

Chain-of-Custody is a LEGAL DOCUMENT - Complete all relevant fields

LAB USE ONLY- Affix Workorder/Login Label Here

Scan QR Code for instructions

Company Name:	Southern Company	Contact/Report To:	Trey Singleton
Street Address:	241 Ralph McGill Blvd, Atlanta, GA 30308	Phone #:	205.346.3317
		E-Mail:	rosingle@southernco.com
		Cc E-Mail:	Arcadis contacts
Customer Project #:	Task No. YAT-CCR-ASSMT-2026S1	Invoice To:	
Project Name:	Georgia Power Yates	Invoice E-Mail:	
Site Collection Info/Facility ID (as applicable): YAT Pooled Upgradient		Purchase Order # (if applicable):	GPC82474-0002
		Quote #:	

Time Zone Collected: [ ] AK [ ] PT [ ] MT [ ] CT [X] ET

County / State origin of sample(s): Georgia

Data Deliverables: [X] Level II [ ] Level III [ ] Level IV [X] EQUIS [ ] Other_____

Regulatory Program (DW, RCRA, etc.) as applicable:

Rush (Pre-approval required): [ ] 2 Day [ ] 3 day [ ] 5 day [ ] Other_____

Date Results Requested:

DW PWSID # or WW Permit # as applicable:

Field Filtered (if applicable): [ ] Yes [ ] No

Analysis:

* Matrix Codes (Insert in Matrix box below): Drinking Water (DW), Ground Water (GW), Waste Water (WW), Product (P), Soil/Solid (SS), Oil (OL), Wipe (WP), Tissue (TS), Bioassay (B), Vapor (V), Other (OT), Surface Water (SW), Sediment (SED), Sludge (SL), Caulk

Specify Container Size **: 3 3 2 1 3

Identify Container Preservative Type***: 2 1 1 2 1

**Container Size: (1) 1L, (2) 500mL, (3) 250mL, (4) 125mL, (5) 100mL, (6) 40mL vial, (7) EnCore, (8) TerraCore, (9) Other

*** Preservative Types: (1) None, (2) HNO3, (3) H2SO4, (4) HCl, (5) NaOH, (6) Zn Acetate, (7) NaHSO4, (8) Sod. Thiosulfate, (9) Ascorbic Acid, (10) MeOH, (11) Other

Lab Use Only: Proj. Mgr: Bonnie Vang; AcctNum / Client ID:; Table #:; Profile / Template: 16561; Prelog / Bottle Ord. ID:

Customer Sample ID	Matrix *	Comp / Grab	Collected (or Composite Start) Date	Collected (or Composite Start) Time	Composite End Date	Composite End Time	Res. CL2	Number & Type of Containers Plastic	Number & Type of Containers Glass	App III/IV Metals + Na, K, Mg	Cl, F, SO4 (EPA 300.0)	TDS (SM 2540C)	RAD SW846 9315/8320	Alkalinity (SM2320B)	Sample Comment	Preservation non-conformance identified for sample.
YAT-YGWA-47	WG	G						7		X	X	X	X	X	See Remarks	
YAT-YGWA-21I	WG	G						7		X	X	X	X	X	See Remarks	
YAT-YGWA-4I	WG	G						7		X	X	X	X	X	See Remarks	
YAT-YGWA-5I	WG	G						7		X	X	X	X	X	See Remarks	
YAT-YGWA-5D	WG	G						7		X	X	X	X	X	See Remarks	
YAT-YGWA-17S	WG	G	2/17/26	0925				7		X	X	X	X	X	See Remarks	
YAT-YGWA-18S	WG	G	2/17/26	1035				7		X	X	X	X	X	See Remarks 001	
YAT-YGWA-18I	WG	G	2/17/26	1215				7		X	X	X	X	X	See Remarks 002	
YAT-YGWA-20S	WG	G						7		X	X	X	X	X	See Remarks 003	
															See Remarks	
															See Remarks	

Customer Remarks / Special Conditions / Possible Hazards:
App III Metals: 6020B: B; 6010D: Ca
App IV: Metals 6020B: Sb, As, Ba, Be, Cd, Cr, Co, Pb, Li, Mo, Se, Tl; 7040A: Hg.
Additional metals (6010D): Na, K, Mg; For Alkalinity: report total, carbonate, and bicarbonate

Collected By:
Printed Name: (Arcadis) - Jake Swanson
Signature: (Arcadis) -

Additional Instructions from Pace®:

Coolers: Thermometer ID: Correction Factor (°C): Obs. Temp. (°C) Corrected Temp. (°C)

Relinquished by/Company: (Signature)	Date/Time:	Received by/Company: (Signature)	Date/Time:
Arcadis	2/18/26 0730	Arcadis	2/18/26 0730
Arcadis	2/18/26 1045	Pace	2/18/26 1045
Pace	2/18/26 1635		2/18/26 1635

Tracking Number:

Delivered by: [ ] In-Person [ ] Courier [ ] FedEX [ ] UPS [ ] Other

Page: of

Submitting a sample via this chain of custody constitutes acknowledgment and acceptance of the Pace® Terms and Conditions found at https://www.pacelabs.com/resource-library/resource/pace-terms-and-conditions/

ENV-FRM-CORQ-0019_v01_082123 ©

Pace®

Pace® Location Requested (City/State):
Pace Analytical Charlotte
9800 Kincey Ave. Suite 100, Huntersville, NC 28078

CHAIN-OF-CUSTODY Analytical Request Document

Chain-of-Custody is a LEGAL DOCUMENT - Complete all relevant fields

LAB USE ONLY- Affix Workorder/Login Label Here

Scan QR Code for instructions

Company Name:	Southern Company
Street Address:	241 Ralph McGill Blvd, Atlanta, GA 30308
Customer Project #:	Task No. YAT-CCR-ASSMT-2026S1
Project Name:	Georgia Power Yates
Site Collection info/Facility ID (as applicable):	YAT Pooled Upgradient
Contact/Report To:	Trey Singleton
Phone #:	205.346.3317
E-Mail:	rosingle@southernco.com
Cc E-Mail:	Arcadis contacts
Invoice To:	
Invoice E-Mail:	
Purchase Order # (if applicable):	GPC82474-0002
Quote #:	

Time Zone Collected: [ ] AK [ ] PT [ ] MT [ ] CT [X] ET

County / State origin of sample(s): Georgia

Data Deliverables:
[X] Level II [ ] Level III [ ] Level IV
[X] EQUIS
[ ] Other_____

Regulatory Program (DW, RCRA, etc.) as applicable:

Rush (Pre-approval required):
[ ] 2 Day [ ] 3 day [ ] 5 day [ ] Other_____

Date Results Requested:

DW PWSID # or WW Permit # as applicable:

Field Filtered (if applicable): [ ] Yes [ ] No
Analysis:

Specify Container Size **: 3 | 3 | 2 | 1 | 3

Identify Container Preservative Type***: 2 | 1 | 1 | 2 | 1

Analysis Requested

**Container Size: (1) 1L, (2) 500mL, (3) 250mL, (4) 125mL, (5) 100mL, (6) 40mL vial, (7) EnCore, (8) TerraCore, (9) Other

*** Preservative Types: (1) None, (2) HNO3, (3) H2SO4, (4) HCl, (5) NaOH, (6) Zn Acetate, (7) NaHSO4, (8) Sod. Thiosulfate, (9) Ascorbic Acid, (10) MeOH, (11) Other

Lab Use Only:
Proj. Mgr: Bonnie Vang
AcctNum / Client ID:
Table #:
Profile / Template: 16561
Prelog / Bottle Ord. ID:

* Matrix Codes (Insert in Matrix box below): Drinking Water (DW), Ground Water (GW), Waste Water (WW), Product (P), Soil/Solid (SS), Oil (OL), Wipe (WP), Tissue (TS), Bioassay (B), Vapor (V), Other (OT), Surface Water (SW), Sediment (SED), Sludge (SL), Caulk

Customer Sample ID	Matrix *	Comp / Grab	Collected (or Composite Start) Date	Collected (or Composite Start) Time	Composite End Date	Composite End Time	Res. CL2	Number & Type of Containers Plastic	Number & Type of Containers Glass	App III/IV Metals + Na, K, Mg	Cl, F, SO4 (EPA 300.0)	TDS (SM 2540C)	RAD SW846 9315/8320	Alkalinity (SM2320B)						Sample Comment	Preservation non-conformance identified for sample.
YAT-YGWA-30I	WG	G						7		X	X	X	X	X						See Remarks	
YAT-YGWA-14S	WG	G						7		X	X	X	X	X						See Remarks	
YAT-YGWA-39	WG	G	2/17/26	1405				7		X	X	X	X	X						See Remarks	
YAT-YGWA-40	WG	G	2/17/26	1515				7		X	X	X	X	X						See Remarks 004	
YAT-YGWA-1I	WG	G						7		X	X	X	X	X						See Remarks 005	
YAT-YGWA-1D	WG	G						7		X	X	X	X	X						See Remarks	
YAT-YGWA-2I	WG	G						7		X	X	X	X	X						See Remarks	
YAT-YGWA-3I	WG	G						7		X	X	X	X	X						See Remarks	
YAT-YGWA-3D	WG	G	2/17/26	1645				7		X	X	X	X	X						See Remarks 006	

Customer Remarks / Special Conditions / Possible Hazards:
App III Metals: 6020B: B; 6010D: Ca
App IV: Metals 6020B: Sb, As, Ba, Be, Cd, Cr, Co, Pb, Li, Mo, Se, Tl; 7040A: Hg.
Additional metals (6010D): Na, K, Mg; For Alkalinity: report total, carbonate, and bicarbonate

Collected By:
Printed Name: (Arcadis) -
Signature: (Arcadis) -

Additional Instructions from Pace®:

Coolers: Thermometer ID: Correction Factor (°C): Obs. Temp. (°C) Corrected Temp. (°C)

Relinquished by/Company: (Signature)	Date/Time:	Received by/Company: (Signature)	Date/Time:
Arcadis	2/18/26 0730	Arcadis	2/18/26 0730
Arcadis	2/18/26 1045	Pace	2/18/26 1645
Pace	2/18/26 1635		2/18/26 1635

Tracking Number:

Delivered by: [ ] In-Person [ ] Courier [ ] FedEX [ ] UPS [ ] Other

Page: of

Submitting a sample via this chain of custody constitutes acknowledgment and acceptance of the Pace® Terms and Conditions found at https://www.pacelabs.com/resource-library/resource/pace-terms-and-conditions/

ENV-FRM-CORQ-0019_v01_082123 ©

Pace® Location Requested (City/State):
Pace Analytical Charlotte
9800 Kincey Ave. Suite 100, Huntersville, NC 28078

CHAIN-OF-CUSTODY Analytical Request Document

Chain-of-Custody is a LEGAL DOCUMENT - Complete all relevant fields

LAB USE ONLY- Affix Workorder/Login Label Here

Scan QR Code for instructions

Company Name:	Southern Company	Contact/Report To:	Trey Singleton
Street Address:	241 Ralph McGill Blvd, Atlanta, GA 30308	Phone #:	205.346.3317
		E-Mail:	rosingle@southernco.com
		Cc E-Mail:	Arcadis contacts
Customer Project #:	Task No. YAT-CCR-ASSMT-2026S1	Invoice To:	
Project Name:	Georgia Power Yates	Invoice E-Mail:	
Site Collection Info/Facility ID (as applicable): YAT Pooled Upgradient		Purchase Order # (if applicable):	GPCB2474-0002
		Quote #:	
Time Zone Collected: [ ] AK [ ] PT [ ] MT [ ] CT [X] ET		County / State origin of sample(s):	Georgia

Data Deliverables: [X] Level II [ ] Level III [ ] Level IV [X] EQUIS [ ] Other_____

Regulatory Program (DW, RCRA, etc.) as applicable:

Rush (Pre-approval required): [ ] 2 Day [ ] 3 day [ ] 5 day [ ] Other_____

Date Results Requested:

DW PWSID # or WW Permit # as applicable:

Field Filtered (if applicable): [ ] Yes [ ] No

Analysis:

* Matrix Codes (Insert in Matrix box below): Drinking Water (DW), Ground Water (GW), Waste Water (WW), Product (P), Soil/Solid (SS), Oil (OL), Wipe (WP), Tissue (TS), Bioassay (B), Vapor (V), Other (OT), Surface Water (SW), Sediment (SED), Sludge (SL), Caulk

Specify Container Size **: 3 3 2 1 3

Identify Container Preservative Type***: 2 1 1 2 1

**Container Size: (1) 1L, (2) 500mL, (3) 250mL, (4) 125mL, (5) 100mL, (6) 40mL vial, (7) EnCore, (8) TerraCore, (9) Other

*** Preservative Types: (1) None, (2) HNO3, (3) H2SO4, (4) HCl, (5) NaOH, (6) Zn Acetate, (7) NaHSO4, (8) Sod. Thiosulfate, (9) Ascorbic Acid, (10) MeOH, (11) Other

Customer Sample ID	Matrix *	Comp / Grab	Collected (or Composite Start) Date	Collected (or Composite Start) Time	Composite End Date	Composite End Time	Res. CL2	Number & Type of Containers Plastic	Number & Type of Containers Glass	App III/IV Metals + Na, K, Mg	Cl, F, SO4 (EPA 300.0)	TDS (SM 2540C)	RAD SW846 9315/8320	Alkalinity (SM2320B)	Sample Comment	Preservation non conformance identified for sample.
YAT-UGRD-EB-1	WG	G						7		X	X	X	X	X	See Remarks	
YAT-UGRD-FB-1	WG	G						7		X	X	X	X	X	See Remarks	
YAT-UGRD-EB-2	WG	G						7		X	X	X	X	X	See Remarks	
YAT-UGRD-FB-2	WG	G	2/17/26	1230				7		X	X	X	X	X	See Remarks 007	
YAT-UGRD-FD-1	WG	G						7		X	X	X	X	X	See Remarks	
YAT-UGRD-FD-2	WG	G	2/17/26	—				7		X	X	X	X	X	See Remarks 008	

Lab Use Only: Proj. Mgr: Bonnie Vang; AcctNum / Client ID:; Table #:; Profile / Template: 16561; Prelog / Bottle Ord. ID.

Customer Remarks / Special Conditions / Possible Hazards:
App III Metals: 6020B: B; 6010D: Ca
App IV: Metals 6020B: Sb, As, Ba, Be, Cd, Cr, Co, Pb, Li, Mo, Se, Tl; 7040A: Hg.
Additional metals (6010D): Na, K, Mg; For Alkalinity: report total, carbonate, and bicarbonate

Collected By:
Printed Name: (Arcadis) - Jake Swanson
Signature: (Arcadis) -

Additional Instructions from Pace®:

Coolers: Thermometer ID: Correction Factor (°C): Obs. Temp. (°C) Corrected Temp. (°C)

Relinquished by/Company: (Signature)	Date/Time:	Received by/Company: (Signature)	Date/Time:
Arcadis	2/18/26 0730	Arcadis	2/18/26 0730
Arcadis	2/18/26 1045	Pace	2/18/26 1045
Pace	2/18/26 1635		2/18/26 1635

Tracking Number:

Delivered by: [ ] In-Person [ ] Courier [ ] FedEX [ ] UPS [ ] Other

Page: of

Submitting a sample via this chain of custody constitutes acknowledgment and acceptance of the Pace® Terms and Conditions found at https://www.pacelabs.com/resource-library/resource/pace-terms-and-conditions/

ENV-FRM-CORQ-0019_v01_082123 ©

Pace® Location Requested (City/State): Pace Analytical Charlotte, 9800 Kincey Ave. Suite 100, Huntersville, NC 28078

CHAIN-OF-CUSTODY Analytical Request Document

Chain-of-Custody is a LEGAL DOCUMENT - Complete all relevant fields

LAB USE ONLY- Affix Workorder/Login Label Here

Scan QR Code for instructions

Company Name:	Southern Company	Contact/Report To:	Trey Singleton
Street Address:	241 Ralph McGill Blvd, Atlanta, GA 30308	Phone #:	205.346.3317
		E-Mail:	rosingle@southernco.com
		Cc E-Mail:	Arcadis contacts
Customer Project #:	Task No. YAT-CCR-ASSMT-2026S1	Invoice To:	
Project Name:	Georgia Power Yates	Invoice E-Mail:	
Site Collection Info/Facility ID (as applicable): YAT Pooled Upgradient		Purchase Order # (if applicable):	GPC82474-0002
		Quote #:	

Time Zone Collected: [ ] AK [ ] PT [ ] MT [X] CT [X] ET

County / State origin of sample(s): Georgia

Data Deliverables: [X] Level II [ ] Level III [ ] Level IV [X] EQuIS [ ] Other_____

Regulatory Program (DW, RCRA, etc.) as applicable:

Rush (Pre-approval required): [ ] 2 Day [ ] 3 day [ ] 5 day [ ] Other_____

Date Results Requested:

DW PWSID # or WW Permit # as applicable:

Field Filtered (if applicable): [ ] Yes [X] No

Analysis:

* Matrix Codes (Insert in Matrix box below): Drinking Water (DW), Ground Water (GW), Waste Water (WW), Product (P), Soil/Solid (SS), Oil (OL), Wipe (WP), Tissue (TS), Bioassay (B), Vapor (V), Other (OT), Surface Water (SW), Sediment (SED), Sludge (SL), Caulk

Specify Container Size **: 3 | 3 | 2 | 1 | 3

Identify Container Preservative Type***: 2 | 1 | 1 | 2 | 1

**Container Size: (1) 1L, (2) 500mL, (3) 250mL, (4) 125mL, (5) 100mL, (6) 40mL vial, (7) EnCore, (8) TerraCore, (9) Other

*** Preservative Types: (1) None, (2) HNO3, (3) H2SO4, (4) HCl, (5) NaOH, (6) Zn Acetate, (7) NaHSO4, (8) Sod. Thiosulfate, (9) Ascorbic Acid, (10) MeOH, (11) Other

Customer Sample ID	Matrix *	Comp / Grab	Collected (or Composite Start) Date	Collected (or Composite Start) Time	Composite End Date	Composite End Time	Res. CL2	Number & Type of Containers Plastic	Number & Type of Containers Glass	App III/IV Metals + Na, K, Mg	Cl, F, SO4 (EPA 300.0)	TDS (SM 2540C)	RAD SW846 9315/8320	Alkalinity (SM2320B)						Sample Comment	Preservation non-conformance identified for sample.
YAT-YGWA-30I	WG	G						7		X	X	X	X	X						See Remarks	
YAT-YGWA-14S	WG	G						7		X	X	X	X	X						See Remarks	
YAT-YGWA-39	WG	G						7		X	X	X	X	X						See Remarks	
YAT-YGWA-40	WG	G						7		X	X	X	X	X						See Remarks	
YAT-YGWA-1I	WG	G	2/17/26	1040				7		X	X	X	X	X						See Remarks 009	
YAT-YGWA-1D	WG	G	2/17/26	1220				7		X	X	X	X	X						See Remarks 010	
YAT-YGWA-2I	WG	G	2/17/26	1500				7		X	X	X	X	X						See Remarks 011	
YAT-YGWA-3I	WG	G	2/17/26	1655				7		X	X	X	X	X						See Remarks 012	
YAT-YGWA-3D	WG	G						7		X	X	X	X	X						See Remarks	

Lab Use Only: Proj. Mgr: Bonnie Vang; AcctNum / Client ID:; Table #:; Profile / Template: 16561; Prelog / Bottle Ord. ID:

Customer Remarks / Special Conditions / Possible Hazards:
App III Metals: 6020B: B; 6010D: Ca
App IV: Metals 6020B: Sb, As, Ba, Be, Cd, Cr, Co, Pb, Li, Mo, Se, Tl; 7040A: Hg.
Additional metals (6010D): Na, K, Mg; For Alkalinity: report total, carbonate, and bicarbonate

Collected By:
Printed Name: (Arcadis) - Perry Studebaker
Signature: (Arcadis) -

Additional Instructions from Pace®:

Coolers: Thermometer ID: Correction Factor (°C): Obs. Temp (°C) Corrected Temp. (°C)

Relinquished by/Company: (Signature)	Date/Time:	Received by/Company: (Signature)	Date/Time:
Perry Studebaker / Arcadis	2/18/26 0730	Jessica Jones / Arcadis	2/18/26 0730
Jessica Jones / Arcadis	2/18/26 1045	Lyan Williams / Pace	2/18/26 1045
Lyan Williams / Pace	2/18/26 1635		2/18/26 1635
Relinquished by/Company: (Signature)	Date/Time:	Received by/Company: (Signature)	Date/Time:

Tracking Number:

Delivered by: [ ] In-Person [ ] Courier [ ] FedEX [ ] UPS [ ] Other

Page: of

Submitting a sample via this chain of custody constitutes acknowledgment and acceptance of the Pace® Terms and Conditions found at https://www.pacelabs.com/resource-library/resource/pace-terms-and-conditions/

ENV-FRM-CORQ-0019_v01_082123 ©

Pace® Location Requested (City/State): Pace Analytical Charlotte, 9800 Kincey Ave. Suite 100, Huntersville, NC 28078

CHAIN-OF-CUSTODY Analytical Request Document

Chain-of-Custody is a LEGAL DOCUMENT - Complete all relevant fields

LAB USE ONLY- Affix Workorder/Login Label Here

Scan QR Code for instructions

Company Name:	Southern Company	Contact/Report To:	Trey Singleton
Street Address:	241 Ralph McGill Blvd, Atlanta, GA 30308	Phone #:	205.346.3317
		E-Mail:	rosingle@southernco.com
		Cc E-Mail:	Arcadis contacts
Customer Project #:	Task No. YAT-CCR-ASSMT-2026S1	Invoice To:	
Project Name:	Georgia Power Yates	Invoice E-Mail:	
Site Collection Info/Facility ID (as applicable):	YAT Pooled Upgradient	Purchase Order # (if applicable):	GPC82474-0002
		Quote #:	
Time Zone Collected:	[ ] AK [ ] PT [ ] MT [X] CT [X] ET	County / State origin of sample(s):	Georgia
Data Deliverables:	[X] Level II [ ] Level III [ ] Level IV [X] EQUIS [ ] Other_____	Regulatory Program (DW, RCRA, etc.) as applicable:	
		Rush (Pre-approval required): [ ] 2 Day [ ] 3 day [ ] 5 day [ ] Other_____	DW PWSID # or WW Permit # as applicable:
		Date Results Requested:	Field Filtered (if applicable): [ ] Yes [X] No
			Analysis:

Specify Container Size **: 3 | 3 | 2 | 1 | 3

Identify Container Preservative Type***: 2 | 1 | 1 | 2 | 1

Analysis Requested

**Container Size: (1) 1L, (2) 500mL, (3) 250mL, (4) 125mL, (5) 100mL, (6) 40mL vial, (7) EnCore, (8) TerraCore, (9) Other

*** Preservative Types: (1) None, (2) HNO3, (3) H2SO4, (4) HCl, (5) NaOH, (6) Zn Acetate, (7) NaHSO4, (8) Sod. Thiosulfate, (9) Ascorbic Acid, (10) MeOH, (11) Other

Lab Use Only: Proj. Mgr: Bonnie Vang; AcctNum / Client ID:; Table #:; Profile / Template: 16561; Prelog / Bottle Ord. ID:

* Matrix Codes (Insert in Matrix box below): Drinking Water (DW), Ground Water (GW), Waste Water (WW), Product (P), Soil/Solid (SS), Oil (OL), Wipe (WP), Tissue (TS), Bioassay (B), Vapor (V), Other (OT), Surface Water (SW), Sediment (SED), Sludge (SL), Caulk

Customer Sample ID	Matrix *	Comp / Grab	Collected (or Composite Start) Date	Collected (or Composite Start) Time	Composite End Date	Composite End Time	Res. CL2	Number & Type of Containers Plastic	Number & Type of Containers Glass	App III/IV Metals + Na, K, Mg	Cl, F, SO4 (EPA 300.0)	TDS (SM 2540C)	RAD SW846 9315/8320	Alkalinity (SM2320B)	Sample Comment	Preservation non-conformance identified for sample
YAT-UGRD-EB-1	WG	G	2/17/26	1530	—	—		7		X	X	X	X	X	See Remarks 013	
YAT-UGRD-FB-1	WG	G						7		X	X	X	X	X	See Remarks	
YAT-UGRD-EB-2	WG	G						7		X	X	X	X	X	See Remarks	
YAT-UGRD-FB-2	WG	G						7		X	X	X	X	X	See Remarks	
YAT-UGRD-FD-1	WG	G	2/17/26	—	—	—		7		X	X	X	X	X	See Remarks 014	
YAT-UGRD-FD-2	WG	G						7		X	X	X	X	X	See Remarks	

Customer Remarks / Special Conditions / Possible Hazards:
App III Metals: 6020B: B; 6010D: Ca
App IV: Metals 6020B: Sb, As, Ba, Be, Cd, Cr, Co, Pb, Li, Mo, Se, Tl; 7040A: Hg.
Additional metals (6010D): Na, K, Mg; For Alkalinity: report total, carbonate, and bicarbonate

Collected By:
Printed Name: (Arcadis) Perry Studebaker
Signature: (Arcadis) - Perry Studebaker

Additional Instructions from Pace®:

Coolers: | Thermometer ID: | Correction Factor (°C): | Obs. Temp. (°C) | Corrected Temp. (°C)

Relinquished by/Company: (Signature)	Date/Time:	Received by/Company: (Signature)	Date/Time:
Perry Studebaker / Arcadis	2/18/26 0730	Lessie Jones / Arcadis	2/18/26 0730
Lessie Jones / Arcadis	2/18/26 1045	Lilian Williams / Pace	2/18/26 1645
Lilian Williams / Pace	2/18/26 1635		2/18/26 1635
Relinquished by/Company: (Signature)	Date/Time:	Received by/Company: (Signature)	Date/Time:

Tracking Number:

Delivered by: [ ] In-Person [ ] Courier [ ] FedEX [ ] UPS [ ] Other

Page: of

Submitting a sample via this chain of custody constitutes acknowledgment and acceptance of the Pace® Terms and Conditions found at https://www.pacelabs.com/resource-library/resource/pace-terms-and-conditions/

ENV-FRM-CORQ-0019_v01_082123 ©

Pace® Location Requested (City/State):
Pace Analytical Charlotte
9800 Kincey Ave. Suite 100, Huntersville, NC 28078

CHAIN-OF-CUSTODY Analytical Request Document

Chain-of-Custody is a LEGAL DOCUMENT - Complete all relevant fields

LAB USE ONLY- Affix Workorder/Login Label Here

Scan QR Code for instructions

Company Name:	Southern Company	Contact/Report To:	Trey Singleton
Street Address:	241 Ralph McGill Blvd, Atlanta, GA 30308	Phone #:	205.346.3317
		E-Mail:	rosingle@southernco.com
		Cc E-Mail:	Arcadis contacts
Customer Project #:	Task No. YAT-CCR-ASSMT-202651	Invoice To:	
Project Name:	Georgia Power Yates	Invoice E-Mail:	
Site Collection Info/Facility ID (as applicable): YAT Pooled Upgradient		Purchase Order # (If applicable):	GPC82474-0002
		Quote #:	
Time Zone Collected:	[ ] AK [ ] PT [ ] MT ~~[ ] CT~~ [X] ET	County / State origin of sample(s):	Georgia
Data Deliverables:	[X] Level II [ ] Level III [ ] Level IV [X] EQUIS [ ] Other_____	Regulatory Program (DW, RCRA, etc.) as applicable:	
		Rush (Pre-approval required): [ ] 2 Day [ ] 3 day [ ] 5 day [ ] Other_____	DW PWSID # or WW Permit # as applicable:
		Date Results Requested:	Field Filtered (if applicable): [ ] Yes [X] No Analysis:

Specify Container Size **: 3 | 3 | 2 | 1 | 3

Identify Container Preservative Type***: 2 | 1 | 1 | 2 | 1

Analysis Requested: App III/IV Metals + Na, K, Mg | Cl, F, SO4 (EPA 300.0) | TDS (SM 2540C) | RAD SW846 9315/8320 | Alkalinity (SM2320B)

**Container Size: (1) 1L, (2) 500mL, (3) 250mL, (4) 125mL, (5) 100mL, (6) 40mL vial, (7) EnCore, (8) TerraCore, (9) Other

*** Preservative Types: (1) None, (2) HNO3, (3) H2SO4, (4) HCl, (5) NaOH, (6) Zn Acetate, (7) NaHSO4, (8) Sod. Thiosulfate, (9) Ascorbic Acid, (10) MeOH, (11) Other

Lab Use Only: Proj Mgr: Bonnie Vang; AcctNum / Client ID:; Table #:; Profile / Template: 16561; Prelog / Bottle Ord. ID:

* Matrix Codes (Insert in Matrix box below): Drinking Water (DW), Ground Water (GW), Waste Water (WW), Product (P), Soil/Solid (SS), Oil (OL), Wipe (WP), Tissue (TS), Bioassay (B), Vapor (V), Other (OT), Surface Water (SW), Sediment (SED), Sludge (SL), Caulk

Customer Sample ID	Matrix *	Comp / Grab	Collected (or Composite Start) Date	Collected (or Composite Start) Time	Composite End Date	Composite End Time	Res. CL2	Number & Type of Containers Plastic	Number & Type of Containers Glass	App III/IV Metals + Na, K, Mg	Cl, F, SO4 (EPA 300.0)	TDS (SM 2540C)	RAD SW846 9315/8320	Alkalinity (SM2320B)	Sample Comment	Preservation non-conformance identified for sample
YAT-YGWA-47	WG	G		~~1604~~ W				7		X	X	X	X	X	See Remarks	
YAT-YGWA-21I	WG	G	2/17/26	1604				7		X	X	X	X	X	See Remarks 015	
YAT-YGWA-4I	WG	G	2/17/26	0955				7		X	X	X	X	X	See Remarks 016	
YAT-YGWA-5I	WG	G	2/17/26	1225				7		X	X	X	X	X	See Remarks 017	
YAT-YGWA-5D	WG	G	2/17/26	1117				7		X	X	X	X	X	See Remarks 018	
YAT-YGWA-17S	WG	G						7		X	X	X	X	X	See Remarks	
YAT-YGWA-18S	WG	G						7		X	X	X	X	X	See Remarks	
YAT-YGWA-18I	WG	G						7		X	X	X	X	X	See Remarks	
YAT-YGWA-20S	WG	G	2/17/26	1418				7		X	X	X	X	X	See Remarks 019	
															See Remarks	

Customer Remarks / Special Conditions / Possible Hazards:
App III Metals: 6020B: B; 6010D: Ca
App IV: Metals 6020B: Sb, As, Ba, Be, Cd, Cr, Co, Pb, Li, Mo, Se, Tl; 7040A: Hg.
Additional metals (6010D): Na, K, Mg. For Alkalinity: report total, carbonate, and bicarbonate

Collected By:
Printed Name: (Arcadis) - Jessica Ware
Signature: (Arcadis) - Jessica Ware

Additional Instructions from Pace®:

Coolers: | Thermometer ID: | Correction Factor (°C): | Obs. Temp. (°C) | Corrected Temp. (°C)

Relinquished by/Company: (Signature)	Date/Time:	Received by/Company: (Signature)	Date/Time:
Jessica Ware / Arcadis	2/18/26 1045	Lilian William / Pace	2/18/26 1045
Lilian William / Pace	2/18/26 1635	[signature]	2/18/26 1635

Tracking Number:

Delivered by: [ ] In-Person [ ] Courier [ ] FedEX [ ] UPS [ ] Other

Page: of

Submitting a sample via this chain of custody constitutes acknowledgment and acceptance of the Pace® Terms and Conditions found at https://www.pacelabs.com/resource-library/resource/pace-terms-and-conditions/

ENV-FRM-CORQ-0019_v01_082123 ©

Pace® Location Requested (City/State)
Pace Analytical Charlotte
9800 Kincey Ave. Suite 100, Huntersville, NC 28078

CHAIN-OF-CUSTODY Analytical Request Document

Chain-of-Custody is a LEGAL DOCUMENT - Complete all relevant fields

LAB USE ONLY- Affix Workorder/Login Label Here

Scan QR Code for instructions

Company Name:	Southern Company	Contact/Report To:	Trey Singleton
Street Address:	241 Ralph McGill Blvd, Atlanta, GA 30308	Phone #:	205.346.3317
		E-Mail:	rosingle@southernco.com
		Cc E-Mail:	Arcadis contacts
Customer Project #:	Task No. YAT-CCR-ASSMT-2026S1	Invoice To:	
Project Name:	Georgia Power Yates	Invoice E-Mail:	
Site Collection Info/Facility ID (as applicable): YAT Pooled Upgradient		Purchase Order # (if applicable):	GPC82474-0002
		Quote #:	

Time Zone Collected: [ ] AK [ ] PT [ ] MT [X] CT [X] ET

County / State origin of sample(s): Georgia

Data Deliverables: [X] Level II [ ] Level III [ ] Level IV [X] EQUIS [ ] Other_____

Regulatory Program (DW, RCRA, etc.) as applicable:

Rush (Pre-approval required): [ ] 2 Day [ ] 3 day [ ] 5 day [ ] Other_____

Date Results Requested:

DW PWSID # or WW Permit # as applicable:

Field Filtered (if applicable): [ ] Yes [X] No

Analysis:

* Matrix Codes (Insert in Matrix box below): Drinking Water (DW), Ground Water (GW), Waste Water (WW), Product (P), Soil/Solid (SS), Oil (OL), Wipe (WP), Tissue (TS), Bioassay (B), Vapor (V), Other (OT), Surface Water (SW), Sediment (SED), Sludge (SL), Caulk

Specify Container Size **: 3, 3, 2, 1, 3

Identify Container Preservative Type***: 2, 1, 1, 2, 1

**Container Size: (1) 1L, (2) 500mL, (3) 250mL, (4) 125mL, (5) 100mL, (6) 40mL vial, (7) EnCore, (8) TerraCore, (9) Other

*** Preservative Types: (1) None, (2) HNO3, (3) H2SO4, (4) HCl, (5) NaOH, (6) Zn Acetate, (7) NaHSO4, (8) Sod. Thiosulfate, (9) Ascorbic Acid, (10) MeOH, (11) Other

Customer Sample ID	Matrix *	Comp / Grab	Collected (or Composite Start) Date	Collected (or Composite Start) Time	Composite End Date	Composite End Time	Res. CL2	Number & Type of Containers Plastic	Number & Type of Containers Glass	App III/IV Metals + Na, K, Mg	Cl, F, SO4 (EPA 300.0)	TDS (SM 2540C)	RAD SW846 9315/8320	Alkalinity (SM2320B)	Sample Comment	Preservation non-conformance identified for sample
YAT-UGRD-EB-1	WG	G						7		X	X	X	X	X	See Remarks	
YAT-UGRD-FB-1	WG	G						7		X	X	X	X	X	See Remarks	
YAT-UGRD-EB-2	WG	G						7		X	X	X	X	X	See Remarks	
YAT-UGRD-FB-2	WG	G	2/17/26	1700				7		X	X	X	X	X	See Remarks 020	
YAT-UGRD-FD-1	WG	G						7		X	X	X	X	X	See Remarks	
YAT-UGRD-FD-2	WG	G						7		X	X	X	X	X	See Remarks	

Lab Use Only: Proj. Mgr: Bonnie Vang; AcctNum / Client ID:; Table #:; Profile / Template: 16561; Prelog / Bottle Ord. ID:

Customer Remarks / Special Conditions / Possible Hazards:
App III Metals: 6020B: B; 6010D: Ca
App IV: Metals 6020B: Sb, As, Ba, Be, Cd, Cr, Co, Pb, Li, Mo, Se, Tl; 7040A: Hg.
Additional metals (6010D): Na, K, Mg: For Alkalinity: report total, cartionate, and bicarbonate

Collected By:
Printed Name: (Arcadis) - Jessica Ware
Signature: (Arcadis) Jessica A. Ware

Additional Instructions from Pace®:

Coolers: Thermometer ID: Correction Factor (°C): Obs. Temp. (°C) Corrected Temp. (°C)

Relinquished by/Company: (Signature)	Date/Time:	Received by/Company: (Signature)	Date/Time:
Jessica Ware / Arcadis	2/18/26 1045	Ryan William / Pace	2/18/26 1045
Ryan William / Pace	2/18/26 1635		2/18/26 1635

Tracking Number:

Delivered by: [ ] In-Person [ ] Courier [ ] FedEX [ ] UPS [ ] Other

Page: of

Submitting a sample via this chain of custody constitutes acknowledgment and acceptance of the Pace® Terms and Conditions found at https://www.pacelabs.com/resource-library/resource/pace-terms-and-conditions/

ENV-FRM-CORQ-0019_v01_082123 ©

Pace® Location Requested (City/State):
Pace Analytical Charlotte
9800 Kincey Ave. Suite 100, Huntersville, NC 28078

CHAIN-OF-CUSTODY Analytical Request Document

Chain-of-Custody is a LEGAL DOCUMENT - Complete all relevant fields

LAB USE ONLY- Affix Workorder/Login Label Here

Scan QR Code for instructions

Company Name:	Southern Company	Contact/Report To:	Trey Singleton
Street Address:	241 Ralph McGill Blvd, Atlanta, GA 30308	Phone #:	205.346.3317
		E-Mail:	rosingle@southernco.com
		Cc E-Mail:	Arcadis contacts
Customer Project #:	Task No. YAT-CCR-ASSMT-202651	Invoice To:	
Project Name:	Georgia Power Yates	Invoice E-Mail:	
Site Collection Info/Facility ID (as applicable): YAT Pooled Upgradient		Purchase Order # (if applicable):	GPC82474-0002
		Quote #:	
Time Zone Collected: [ ] AK [ ] PT [ ] MT [ ] CT [X] ET		County / State origin of sample(s):	Georgia
Data Deliverables: [X] Level II [ ] Level III [ ] Level IV [X] EQUIS [ ] Other_____		Regulatory Program (DW, RCRA, etc.) as applicable:	
		Rush (Pre-approval required): [ ] 2 Day [ ] 3 day [ ] 5 day [ ] Other_____	DW PWSID # or WW Permit # as applicable:
		Date Results Requested:	Field Filtered (if applicable): [ ] Yes [X] No Analysis:

Specify Container Size **: 3 | 3 | 2 | 1 | 3

Identify Container Preservative Type***: 2 | 1 | 1 | 2 | 1

**Container Size: (1) 1L, (2) 500mL, (3) 250mL, (4) 125mL, (5) 100mL, (6) 40mL vial, (7) EnCore, (8) TerraCore, (9) Other

*** Preservative Types: (1) None, (2) HNO3, (3) H2SO4, (4) HCl, (5) NaOH, (6) Zn Acetate, (7) NaHSO4, (8) Sod. Thiosulfate, (9) Ascorbic Acid, (10) MeOH, (11) Other

Lab Use Only: Proj. Mgr: Bonnie Vang; AcctNum / Client ID:; Table #:; Profile / Template: 16561; Prelog / Bottle Ord. ID:

* Matrix Codes (Insert in Matrix box below): Drinking Water (DW), Ground Water (GW), Waste Water (WW), Product (P), Soil/Solid (SS), Oil (OL), Wipe (WP), Tissue (TS), Bioassay (B), Vapor (V), Other (OT), Surface Water (SW), Sediment (SED), Sludge (SL), Caulk

Customer Sample ID	Matrix *	Comp / Grab	Collected (or Composite Start) Date	Collected (or Composite Start) Time	Composite End Date	Composite End Time	Res. CL2	Number & Type of Containers Plastic	Number & Type of Containers Glass	App III/IV Metals + Na, K, Mg	Cl, F, SO4 (EPA 300.0)	TDS (SM 2540C)	RAD SW846 9315/8320	Alkalinity (SM2320B)	Sample Comment	Preservation non-conformance identified for sample.
YAT-YGWA-47	WG	G	2/17/26	1500	—	—		7		X	X	X	X	X	See Remarks 021	
YAT-YGWA-21I	WG	G						7		X	X	X	X	X	See Remarks	
YAT-YGWA-4I	WG	G						7		X	X	X	X	X	See Remarks	
YAT-YGWA-5I	WG	G						7		X	X	X	X	X	See Remarks	
YAT-YGWA-5D	WG	G						7		X	X	X	X	X	See Remarks	
YAT-YGWA-17S	WG	G						7		X	X	X	X	X	See Remarks	
YAT-YGWA-18S	WG	G						7		X	X	X	X	X	See Remarks	
YAT-YGWA-18I	WG	G						7		X	X	X	X	X	See Remarks	
YAT-YGWA-20S	WG	G						7		X	X	X	X	X	See Remarks	
															See Remarks	

Customer Remarks / Special Conditions / Possible Hazards:
App III Metals: 6020B: B; 6010D: Ca
App IV: Metals 6020B: Sb, As, Ba, Be, Cd, Cr, Co, Pb, Li, Mo, Se, Tl; 7040A: Hg.
Additional metals (6010D): Na, K, Mg; For Alkalinity: report total, carbonate, and bicarbonate

Collected By:
Printed Name: (Arcadis) - David Gouty
Signature: (Arcadis)

Additional instructions from Pace®:

# Coolers:	Thermometer ID:	Correction Factor (°C):	Obs. Temp. (°C)	Corrected Temp. (°C)

Relinquished by/Company: (Signature)	Date/Time:	Received by/Company: (Signature)	Date/Time:
[signature]	2/18/26 0730	[signature] / Arcadis	2/18/26 0730
[signature] / Arcadis	2/18/26 1045	Kyan William / Pace	2/18/26 1045
Kyan William / Pace	2/18/26 1635	[signature]	2/18/26 1635

Tracking Number:

Delivered by: [ ] In-Person [ ] Courier [ ] FedEX [ ] UPS [ ] Other

Page: of

Submitting a sample via this chain of custody constitutes acknowledgment and acceptance of the Pace® Terms and Conditions found at https://www.pacelabs.com/resource-library/resource/pace-terms-and-conditions/

ENV-FRM-CORQ-0019_v01_082123 ©

Pace® Location Requested (City/State):
Pace Analytical Charlotte
9800 Kincey Ave. Suite 100, Huntersville, NC 28078

CHAIN-OF-CUSTODY Analytical Request Document

Chain-of-Custody is a LEGAL DOCUMENT - Complete all relevant fields

LAB USE ONLY- Affix Workorder/Login Label Here

Scan QR Code for instructions

Company Name: Southern Company
Street Address: 241 Ralph McGill Blvd, Atlanta, GA 30308

Contact/Report To: Trey Singleton
Phone #: 205.346.3317
E-Mail: rosingle@southernco.com
Cc E-Mail: Arcadis contacts

Customer Project #: Task No. YAT-CCR-ASSMT-2026S1
Project Name: Georgia Power Yates

Invoice To:
Invoice E-Mail:

Site Collection Info/Facility ID (as applicable):
YAT Pooled Upgradient

Purchase Order # (if applicable): GPC82474-0002
Quote #:

Time Zone Collected: [ ] AK [ ] PT [ ] MT [ ] CT [X] ET

County / State origin of sample(s): Georgia

Data Deliverables:
[X] Level II [ ] Level III [ ] Level IV
[X] EQUIS
[ ] Other _____

Regulatory Program (DW, RCRA, etc.) as applicable:

Rush (Pre-approval required):
[ ] 2 Day [ ] 3 day [ ] 5 day [ ] Other_____

Date Results Requested:

DW PWSID # or WW Permit # as applicable:

Field Filtered (if applicable): [ ] Yes [X] No
Analysis:

* Matrix Codes (Insert in Matrix box below): Drinking Water (DW), Ground Water (GW), Waste Water (WW), Product (P), Soil/Solid (SS), Oil (OL), Wipe (WP), Tissue (TS), Bioassay (B), Vapor (V), Other (OT), Surface Water (SW), Sediment (SED), Sludge (SL), Caulk

Specify Container Size **: 3 3 2 1 3
Identify Container Preservative Type***: 2 1 1 2 1

**Container Size: (1) 1L, (2) 500mL, (3) 250mL, (4) 125mL, (5) 100mL, (6) 40mL vial, (7) EnCore, (8) TerraCore, (9) Other

*** Preservative Types: (1) None, (2) HNO3, (3) H2SO4, (4) HCl, (5) NaOH, (6) Zn Acetate, (7) NaHSO4, (8) Sod. Thiosulfate, (9) Ascorbic Acid, (10) MeOH, (11) Other

Lab Use Only:
Proj. Mgr: Bonnie Vang
AcctNum / Client ID:
Table #:
Profile / Template: 16561
Prelog / Bottle Ord. ID:

	Customer Sample ID	Matrix *	Comp / Grab	Collected (or Composite Start) Date	Collected (or Composite Start) Time	Composite End Date	Composite End Time	Res. CL2	Number & Type of Containers Plastic	Number & Type of Containers Glass	App III/IV Metals + Na, K, Mg	Cl, F, SO4 (EPA 300.0)	TDS (SM 2540C)	RAD SW846 9315/8320	Alkalinity (SM2320B)						Sample Comment	Preservation non-conformance identified for sample.
c	YAT-YGWA-30I	WG	G	2/17/26	1215	—	—		7		X	X	X	X	X						See Remarks 022	
	YAT-YGWA-14S	WG	G	2/17/26	1010	—	—		7		X	X	X	X	X						See Remarks 023	
	YAT-YGWA-39	WG	G						7		X	X	X	X	X						See Remarks	
	YAT-YGWA-40	WG	G						7		X	X	X	X	X						See Remarks	
	YAT-YGWA-1I	WG	G						7		X	X	X	X	X						See Remarks	
	YAT-YGWA-1D	WG	G						7		X	X	X	X	X						See Remarks	
	YAT-YGWA-2I	WG	G						7		X	X	X	X	X						See Remarks	
	YAT-YGWA-3I	WG	G						7		X	X	X	X	X						See Remarks	
	YAT-YGWA-3D	WG	G						7		X	X	X	X	X						See Remarks	

Customer Remarks / Special Conditions / Possible Hazards:
App III Metals: 6020B: B; 6010D: Ca
App IV: Metals 6020B: Sb, As, Ba, Be, Cd, Cr, Co, Pb, Li, Mo, Se, Tl; 7040A: Hg.
Additional metals (6010D): Na, K, Mg; For Alkalinity: report total, carbonate, and bicarbonate

Collected By:
Printed Name: (Arcadis) - David Prouty
Signature: (Arcadis)

Additional Instructions from Pace®:

Coolers: Thermometer ID: Correction Factor (°C): Obs. Temp. (°C) Corrected Temp. (°C)

Relinquished by/Company: (Signature)	Date/Time:	Received by/Company: (Signature)	Date/Time:
	2/18/26 0730	Arcadis	2/18/26 0730
Arcadis	2/18/26 1045	Pace	2/18/26 1045
Pace	2/18/26 1635		2/18/26 1635

Tracking Number:

Delivered by: [ ] In-Person [ ] Courier [ ] FedEX [ ] UPS [ ] Other

Page: of

Submitting a sample via this chain of custody constitutes acknowledgment and acceptance of the Pace® Terms and Conditions found at https://www.pacelabs.com/resource-library/resource/pace-terms-and-conditions/

ENV-FRM-CORQ-0019_v01_082123 ©

Pace® Location Requested (City/State):
Pace Analytical Charlotte
9800 Kincey Ave. Suite 100, Huntersville, NC 28078

CHAIN-OF-CUSTODY Analytical Request Document

Chain-of-Custody is a LEGAL DOCUMENT - Complete all relevant fields

LAB USE ONLY- Affix Workorder/Login Label Here

Scan QR Code for instructions

Company Name:	Southern Company	Contact/Report To:	Trey Singleton
Street Address:	241 Ralph McGill Blvd, Atlanta, GA 30308	Phone #:	205.346.3317
		E-Mail:	rosingle@southernco.com
		Cc E-Mail:	Arcadis contacts
Customer Project #:	Task No. YAT-CCR-ASSMT-2026S1	Invoice To:	
Project Name:	Georgia Power Yates	Invoice E-Mail:	
Site Collection Info/Facility ID (as applicable): YAT Pooled Upgradient		Purchase Order # (if applicable):	GPC82474-0002
		Quote #:	
Time Zone Collected: [ ] AK [ ] PT [ ] MT [ ] CT [X] ET		County / State origin of sample(s):	Georgia

Data Deliverables:
[X] Level II [ ] Level III [ ] Level IV
[X] EQUIS
[ ] Other_____

Regulatory Program (DW, RCRA, etc.) as applicable:

Rush (Pre-approval required):
[ ] 2 Day [ ] 3 day [ ] 5 day [ ] Other_____
Date Results Requested:

DW PWSID # or WW Permit # as applicable:
Field Filtered (if applicable): [ ] Yes [X] No
Analysis:

* Matrix Codes (Insert in Matrix box below): Drinking Water (DW), Ground Water (GW), Waste Water (WW), Product (P), Soil/Solid (SS), Oil (OL), Wipe (WP), Tissue (TS), Bioassay (B), Vapor (V), Other (OT), Surface Water (SW), Sediment (SED), Sludge (SL), Caulk

Specify Container Size **: 3 3 2 1 3
Identify Container Preservative Type***: 2 1 1 2 1

**Container Size: (1) 1L, (2) 500mL, (3) 250mL, (4) 125mL, (5) 100mL, (6) 40mL vial, (7) EnCore, (8) TerraCore, (9) Other

*** Preservative Types: (1) None, (2) HNO3, (3) H2SO4, (4) HCl, (5) NaOH, (6) Zn Acetate, (7) NaHSO4, (8) Sod. Thiosulfate, (9) Ascorbic Acid, (10) MeOH, (11) Other

Lab Use Only: Proj. Mgr: Bonnie Vang; AcctNum / Client ID:; Table #:; Profile / Template: 16561; Prelog / Bottle Ord. ID:

Customer Sample ID	Matrix *	Comp / Grab	Collected (or Composite Start) Date	Collected (or Composite Start) Time	Composite End Date	Composite End Time	Res. CL2	Number & Type of Containers Plastic	Number & Type of Containers Glass	App III/IV Metals + Na, K, Mg	Cl, F, SO4 (EPA 300.0)	TDS (SM 2540C)	RAD SW846 9315/8320	Alkalinity (SM2320B)	Sample Comment	Preservation non-conformance identified for sample.
YAT-UGRD-EB-1	WG	G						7		X	X	X	X	X	See Remarks	
YAT-UGRD-FB-1	WG	G	2/17/26	1200	—	—		7		X	X	X	X	X	See Remarks 024	
YAT-UGRD-EB-2	WG	G						7		X	X	X	X	X	See Remarks	
YAT-UGRD-FB-2	WG	G						7		X	X	X	X	X	See Remarks	
YAT-UGRD-FD-1	WG	G		~~1200~~				7		X	X	X	X	X	See Remarks	
YAT-UGRD-FD-2	WG	G						7		X	X	X	X	X	See Remarks	

Customer Remarks / Special Conditions / Possible Hazards:
App III Metals: 6020B: B; 6010D: Ca
App IV: Metals 6020B: Sb, As, Ba, Be, Cd, Cr, Co, Pb, Li, Mo, Se, Tl; 7040A: Hg.
Additional metals (6010D): Na, K, Mg; For Alkalinity: report total, carbonate, and bicarbonate

Collected By:
Printed Name: (Arcadis): David Prouty
Signature: (Arcadis):

Additional Instructions from Pace®:

# Coolers:	Thermometer ID:	Correction Factor (°C):	Obs. Temp. (°C)	Corrected Temp. (°C)

Relinquished by/Company: (Signature)	Date/Time:	Received by/Company: (Signature)	Date/Time:
[signature]	2/18/26 0730	[signature] Arcadis	2/18/26 0730
[signature] Arcadis	2/18/26 1045	Ryan Williams / Pace	2/18/26 1045
Ryan Williams / Pace	2/18/26 1635	[signature]	2/18/26 1635

Tracking Number:

Delivered by: [ ] In-Person [ ] Courier [ ] FedEX [ ] UPS [ ] Other

Page: of

Submitting a sample via this chain of custody constitutes acknowledgment and acceptance of the Pace® Terms and Conditions found at https://www.pacelabs.com/resource-library/resource/pace-terms-and-conditions/

ENV-FRM-CORQ-0019_v01_082123 ©

SDG	Sample ID	Method	Analyte	Result	Units	Validation Qualifier	Reason for Validation Qualifier
92845115	YAT-YGWA-3D	EPA 6020B	Antimony	0.0020	mg/L	UB	Blank contamination
	YAT-YGWA-1I	EPA 6020B	Chromium	0.0050	mg/L	UB	Blank contamination
	YAT-YGWA-1D	EPA 6020B	Chromium	0.0050	mg/L	UB	Blank contamination
	YAT-YGWA-2I	EPA 6020B	Antimony	0.0020	mg/L	UB	Blank contamination
			Chromium	0.0050	mg/L	UB	Blank contamination
	YAT-YGWA-3I	EPA 6020B	Chromium	0.0050	mg/L	UB	Blank contamination
	YAT-UGRD-FD-1	EPA 6020B	Antimony	0.0020	mg/L	UB	Blank contamination
			Chromium	0.0050	mg/L	UB	Blank contamination
92845130	YAT-YGWA-47	EPA 9320	Radium-228	0.912	pCi/L	J	Blank contamination
	YAT-YGWA-30I	EPA 9320	Radium-228	1.14	pCi/L	J	Blank contamination
	YAT-YGWA-14S	EPA 9320	Radium-228	1.03	pCi/L	J	Blank contamination
	YAT-YGWA-5D	EPA 9320	Radium-228	0.801	pCi/L	J	Blank contamination
		Calculation	Total Radium	2.72	pCi/L	J	Blank contamination

Abbreviations:

mg/L = milligrams per liter

pCi/L = picocurie per liter

Qualifiers:

J = estimated result

UB = not detected due to blank contamination

Pace Analytical Services, LLC
9800 Kincey Ave. Suite 100
Huntersville, NC 28078
(704)875-9092

March 27, 2026

Trey Singleton
Southern Company
241 Ralp McGill Blvd NE
Bin 10160
Atlanta, GA 30308

RE: Project: YAT Pooled Upgradient
Pace Project No.: 92845115

Dear Trey Singleton:

Enclosed are the analytical results for sample(s) received by the laboratory on February 18, 2026. The results relate only to the samples included in this report. Results reported herein conform to the applicable TNI/NELAC Standards and the laboratory's Quality Manual, where applicable, unless otherwise noted in the body of the report.

The test results provided in this final report were generated by each of the following laboratories within the Pace Network:

- Pace National - Mt. Juliet
- Pace Analytical Services - Asheville
- Pace Analytical Services - West Columbia

If you have any questions concerning this report, please feel free to contact me.

Sincerely,

Bonnie Vang

Bonnie Vang
bonnie.vang@pacelabs.com
704-977-0968
Project Manager

Enclosures

cc: Geoffrey Gay, Arcadis-ATL
Laura Midkiff, Southern Company
Alex Simpson, Arcadis
Jessica Ware, Arcadis
Albert Zumbuhl, Arcadis

This report shall not be reproduced, except in full,
without the written consent of Pace Analytical Services, LLC.

Pace Analytical Services, LLC
9800 Kincey Ave. Suite 100
Huntersville, NC 28078
(704)875-9092

CERTIFICATIONS

Project: YAT Pooled Upgradient
Pace Project No.: 92845115

Pace Analytical Services National
12065 Lebanon Road, Mt. Juliet, TN 37122
Alabama Certification #: 40660
Alaska Certification 17-026
Arizona Certification #: AZ0612
Arkansas Certification #: 88-0469
California Certification #: 2932
Canada Certification #: 1461.01
Colorado Certification #: TN00003
Connecticut Certification #: PH-0197
DOD Certification: #1461.01
EPA# TN00003
Florida Certification #: E87487
Georgia DW Certification #: 923
Georgia Certification: NELAP
Idaho Certification #: TN00003
Illinois Certification #: 200008
Indiana Certification #: C-TN-01
Iowa Certification #: 364
Kansas Certification #: E-10277
Kentucky UST Certification #: 16
Kentucky Certification #: 90010
Louisiana Certification #: AI30792
Louisiana DW Certification #: LA180010
Maine Certification #: TN0002
Maryland Certification #: 324
Massachusetts Certification #: M-TN003
Michigan Certification #: 9958
Minnesota Certification #: 047-999-395
Mississippi Certification #: TN00003
Missouri Certification #: 340
Montana Certification #: CERT0086
Nebraska Certification #: NE-OS-15-05
Nevada Certification #: TN-03-2002-34
New Hampshire Certification #: 2975
New Jersey Certification #: TN002
New Mexico DW Certification
New York Certification #: 11742
North Carolina Aquatic Toxicity Certification #: 41
North Carolina Drinking Water Certification #: 21704
North Carolina Environmental Certificate #: 375
North Dakota Certification #: R-140
Ohio VAP Certification #: CL0069
Oklahoma Certification #: 9915
Oregon Certification #: TN200002
Pennsylvania Certification #: 68-02979
Rhode Island Certification #: LAO00356
South Carolina Certification #: 84004
South Dakota Certification
Tennessee DW/Chem/Micro Certification #: 2006
Texas Mold Certification #: LAB0152
Texas Certification #: T 104704245-17-14
USDA Soil Permit #: P330-15-00234
Utah Certification #: TN00003
Virginia Certification #: VT2006
Vermont Dept. of Health: ID# VT-2006
Virginia Certification #: 460132
Washington Certification #: C847
West Virginia Certification #: 233
Wisconsin Certification #: 998093910
Wyoming UST Certification #: via A2LA 2926.01
A2LA-ISO 17025 Certification #: 1461.01
A2LA-ISO 17025 Certification #: 1461.02
AIHA-LAP/LLC EMLAP Certification #:100789

Pace Analytical Services Asheville
2225 Riverside Drive, Asheville, NC 28804
Florida/NELAP Certification #: E87648
North Carolina Drinking Water Certification #: 37712
North Carolina Wastewater Certification #: 40
South Carolina Laboratory ID: 99030
South Carolina Certification #: 99030001
Virginia/VELAP Certification #: 460222

Pace Analytical Services West Columbia
106 Vantage Point Drive, West Columbia, SC 29172
Alaska Dept. of Energy Conservation, Cert# 20-002
California ELAP, cert# 3049
DoD, DoD QSM V5.4, cert# I.2224
DOE, DoD/DOE QSM V5.4, cert# I.2224.01
Florida, Dept. of Health, cert# E87653-70
Georgia, Env. Protection Division, cert# E87653
Illinois, EPA NELAP, cert# 2000552024-9
Kansas, Dept. of Health and Environment, cert# E-10417
Kentucky, Dept. for Env. Protection, UST, cert# 103582
Kentucky, Dept. for Env. Protection, cert# 98037
Louisiana, Dept. of Environmental Quality, cert# 5125
North Carolina, DEQ, Water Resources, cert# 329
New Jersey, Dept. of Env. Protection, cert# NLC 240005
Oklahoma, Dept. of Env. Quality, cert# 2023-175
Oregon, ELAP, cert# 4181-006
Pennsylvania, Dept. of Env. Protection, cert# 003
South Carolina, Dept. of Env. Services, cert# 32010001
Texas, Commission on Env. Quality, cert# TX-C24-00083
Virginia, Dept. of General Services, cert# 13080
Wisconsin, Dept. of Natural Resources, cert# 399136100

This report shall not be reproduced, except in full,
without the written consent of Pace Analytical Services, LLC.

Pace Analytical Services, LLC
9800 Kincey Ave. Suite 100
Huntersville, NC 28078
(704)875-9092

SAMPLE SUMMARY

Project: YAT Pooled Upgradient
Pace Project No.: 92845115

Lab ID	Sample ID	Matrix	Date Collected	Date Received
92845115001	**YAT-YGWA-17S**	Water	02/17/26 09:25	02/18/26 16:35
92845115002	**YAT-YGWA-18S**	Water	02/17/26 10:35	02/18/26 16:35
92845115003	**YAT-YGWA-18I**	Water	02/17/26 12:15	02/18/26 16:35
92845115004	**YAT-YGWA-39**	Water	02/17/26 14:05	02/18/26 16:35
92845115005	**YAT-YGWA-40**	Water	02/17/26 15:15	02/18/26 16:35
92845115006	**YAT-YGWA-3D**	Water	02/17/26 16:45	02/18/26 16:35
92845115007	**YAT-UGRD-FB-2**	Water	02/17/26 12:20	02/18/26 16:35
92845115008	**YAT-UGRD-FD-2**	Water	02/17/26 00:00	02/18/26 16:35
92845115009	**YAT-YGWA-1I**	Water	02/17/26 10:40	02/18/26 16:35
92845115010	**YAT-YGWA-1D**	Water	02/17/26 12:20	02/18/26 16:35
92845115011	**YAT-YGWA-2I**	Water	02/17/26 15:00	02/18/26 16:35
92845115012	**YAT-YGWA-3I**	Water	02/17/26 16:55	02/18/26 16:35
92845115013	**YAT-UGRD-EB-1**	Water	02/17/26 15:30	02/18/26 16:35
92845115014	**YAT-UGRD-FD-1**	Water	02/17/26 00:00	02/18/26 16:35
92845115015	**YAT-YGWA-21I**	Water	02/17/26 16:04	02/18/26 16:35
92845115016	**YAT-YGWA-4I**	Water	02/17/26 09:55	02/18/26 16:35
92845115017	**YAT-YGWA-5I**	Water	02/17/26 12:25	02/18/26 16:35
92845115018	**YAT-YGWA-5D**	Water	02/17/26 11:17	02/18/26 16:35
92845115019	**YAT-YGWA-20S**	Water	02/17/26 14:18	02/18/26 16:35
92845115020	**YAT-UGRD-FB-2**	Water	02/17/26 17:00	02/18/26 16:35
92845115021	**YAT-YGWA-47**	Water	02/17/26 15:00	02/18/26 16:35
92845115022	**YAT-YGWA-30I**	Water	02/17/26 12:15	02/18/26 16:35
92845115023	**YAT-YGWA-14S**	Water	02/17/26 10:10	02/18/26 16:35
92845115024	**YAT-UGRD-FB-1**	Water	02/17/26 12:00	02/18/26 16:35

This report shall not be reproduced, except in full,
without the written consent of Pace Analytical Services, LLC.

Pace Analytical Services, LLC
9800 Kincey Ave. Suite 100
Huntersville, NC 28078
(704)875-9092

SAMPLE ANALYTE COUNT

Project: YAT Pooled Upgradient
Pace Project No.: 92845115

Lab ID	Sample ID	Method	Analysts	Analytes Reported	Laboratory
92845115001	**YAT-YGWA-17S**	EPA 6020B	LD	1	PAN
		SM 2320B-2021	SMS	3	PASI-A
		SM 2540C-2020	ACE	1	PASI-A
		EPA 300.0 Rev 2.1 1993	JCM	3	PASI-A
		EPA 6020B	BW	16	PASI-WC
		EPA 7470A	DH	1	PASI-WC
92845115002	**YAT-YGWA-18S**	EPA 6020B	LD	1	PAN
		SM 2320B-2021	SMS	3	PASI-A
		SM 2540C-2020	ACE	1	PASI-A
		EPA 300.0 Rev 2.1 1993	JCM	3	PASI-A
		EPA 6020B	BW	16	PASI-WC
		EPA 7470A	DH	1	PASI-WC
92845115003	**YAT-YGWA-18I**	EPA 6020B	LD	1	PAN
		SM 2320B-2021	MDW	3	PASI-A
		SM 2540C-2020	ACE	1	PASI-A
		EPA 300.0 Rev 2.1 1993	JCM	3	PASI-A
		EPA 6020B	BW	16	PASI-WC
		EPA 7470A	DH	1	PASI-WC
92845115004	**YAT-YGWA-39**	EPA 6020B	LD	1	PAN
		SM 2320B-2021	MDW	3	PASI-A
		SM 2540C-2020	ACE	1	PASI-A
		EPA 300.0 Rev 2.1 1993	JCM	3	PASI-A
		EPA 6020B	BW	16	PASI-WC
		EPA 7470A	DH	1	PASI-WC
92845115005	**YAT-YGWA-40**	EPA 6020B	LD	1	PAN
		SM 2320B-2021	MDW	3	PASI-A
		SM 2540C-2020	ACE	1	PASI-A
		EPA 300.0 Rev 2.1 1993	JCM	3	PASI-A
		EPA 6020B	BW, LNV	16	PASI-WC
		EPA 7470A	DH	1	PASI-WC
92845115006	**YAT-YGWA-3D**	EPA 6020B	LD	1	PAN
		SM 2320B-2021	MDW	3	PASI-A
		SM 2540C-2020	ACE	1	PASI-A
		EPA 300.0 Rev 2.1 1993	JCM	3	PASI-A
		EPA 6020B	BW, LNV	16	PASI-WC
		EPA 7470A	DH	1	PASI-WC
92845115007	**YAT-UGRD-FB-2**	EPA 6020B	LD	1	PAN

This report shall not be reproduced, except in full,
without the written consent of Pace Analytical Services, LLC.

Pace Analytical Services, LLC
9800 Kincey Ave. Suite 100
Huntersville, NC 28078
(704)875-9092

SAMPLE ANALYTE COUNT

Project: YAT Pooled Upgradient
Pace Project No.: 92845115

Lab ID	Sample ID	Method	Analysts	Analytes Reported	Laboratory
		SM 2320B-2021	MDW	3	PASI-A
		SM 2540C-2020	ACE	1	PASI-A
		EPA 300.0 Rev 2.1 1993	JCM	3	PASI-A
		EPA 6020B	BW, LNV	16	PASI-WC
		EPA 7470A	DH	1	PASI-WC
92845115008	**YAT-UGRD-FD-2**	EPA 6020B	LD	1	PAN
		SM 2320B-2021	MDW	3	PASI-A
		SM 2540C-2020	ACE	1	PASI-A
		EPA 300.0 Rev 2.1 1993	JCM	3	PASI-A
		EPA 6020B	BW, LNV	16	PASI-WC
		EPA 7470A	DH	1	PASI-WC
92845115009	**YAT-YGWA-1I**	EPA 6020B	LD	1	PAN
		SM 2320B-2021	MDW	3	PASI-A
		SM 2540C-2020	ACE	1	PASI-A
		EPA 300.0 Rev 2.1 1993	JCM	3	PASI-A
		EPA 6020B	BW, LNV	16	PASI-WC
		EPA 7470A	DH	1	PASI-WC
92845115010	**YAT-YGWA-1D**	EPA 6020B	LD	1	PAN
		SM 2320B-2021	MDW	3	PASI-A
		SM 2540C-2020	ACE	1	PASI-A
		EPA 300.0 Rev 2.1 1993	JCM	3	PASI-A
		EPA 6020B	BW, LNV	16	PASI-WC
		EPA 7470A	DH	1	PASI-WC
92845115011	**YAT-YGWA-2I**	EPA 6020B	LD	1	PAN
		SM 2320B-2021	MDW	3	PASI-A
		SM 2540C-2020	ACE	1	PASI-A
		EPA 300.0 Rev 2.1 1993	JCM	3	PASI-A
		EPA 6020B	BW, LNV	16	PASI-WC
		EPA 7470A	DH	1	PASI-WC
92845115012	**YAT-YGWA-3I**	EPA 6020B	LD	1	PAN
		SM 2320B-2021	MDW	3	PASI-A
		SM 2540C-2020	ACE	1	PASI-A
		EPA 300.0 Rev 2.1 1993	JCM	3	PASI-A
		EPA 6020B	BW, LNV	16	PASI-WC
		EPA 7470A	DH	1	PASI-WC
92845115013	**YAT-UGRD-EB-1**	EPA 6020B	LD	1	PAN
		SM 2320B-2021	MDW	3	PASI-A

This report shall not be reproduced, except in full,
without the written consent of Pace Analytical Services, LLC.

Pace Analytical Services, LLC
9800 Kincey Ave. Suite 100
Huntersville, NC 28078
(704)875-9092

SAMPLE ANALYTE COUNT

Project: YAT Pooled Upgradient
Pace Project No.: 92845115

Lab ID	Sample ID	Method	Analysts	Analytes Reported	Laboratory
		SM 2540C-2020	ACE	1	PASI-A
		EPA 300.0 Rev 2.1 1993	JCM	3	PASI-A
		EPA 6020B	BW, LNV	16	PASI-WC
		EPA 7470A	DH	1	PASI-WC
92845115014	**YAT-UGRD-FD-1**	EPA 6020B	LD	1	PAN
		SM 2320B-2021	MDW	3	PASI-A
		SM 2540C-2020	ACE	1	PASI-A
		EPA 300.0 Rev 2.1 1993	JCM	3	PASI-A
		EPA 6020B	BW, LNV	16	PASI-WC
		EPA 7470A	DH	1	PASI-WC
92845115015	**YAT-YGWA-21I**	EPA 6020B	LD	1	PAN
		SM 2320B-2021	MDW	3	PASI-A
		SM 2540C-2020	ACE	1	PASI-A
		EPA 300.0 Rev 2.1 1993	JCM	3	PASI-A
		EPA 6020B	BW, LNV	16	PASI-WC
		EPA 7470A	DH	1	PASI-WC
92845115016	**YAT-YGWA-4I**	EPA 6020B	LD	1	PAN
		SM 2320B-2021	MDW	3	PASI-A
		SM 2540C-2020	ACE	1	PASI-A
		EPA 300.0 Rev 2.1 1993	JCM	3	PASI-A
		EPA 6020B	BW, LNV	16	PASI-WC
		EPA 7470A	DH	1	PASI-WC
92845115017	**YAT-YGWA-5I**	EPA 6020B	LD	1	PAN
		SM 2320B-2021	MDW	3	PASI-A
		SM 2540C-2020	ACE	1	PASI-A
		EPA 300.0 Rev 2.1 1993	JCM	3	PASI-A
		EPA 6020B	BW, LNV	16	PASI-WC
		EPA 7470A	DH	1	PASI-WC
92845115018	**YAT-YGWA-5D**	EPA 6020B	LD	1	PAN
		SM 2320B-2021	MDW	3	PASI-A
		SM 2540C-2020	ACE	1	PASI-A
		EPA 300.0 Rev 2.1 1993	JCM	3	PASI-A
		EPA 6020B	BW, LNV	16	PASI-WC
		EPA 7470A	DH	1	PASI-WC
92845115019	**YAT-YGWA-20S**	EPA 6020B	LD	1	PAN
		SM 2320B-2021	MDW	3	PASI-A
		SM 2540C-2020	ACE	1	PASI-A

This report shall not be reproduced, except in full,
without the written consent of Pace Analytical Services, LLC.

Pace Analytical Services, LLC
9800 Kincey Ave. Suite 100
Huntersville, NC 28078
(704)875-9092

SAMPLE ANALYTE COUNT

Project: YAT Pooled Upgradient
Pace Project No.: 92845115

Lab ID	Sample ID	Method	Analysts	Analytes Reported	Laboratory
		EPA 300.0 Rev 2.1 1993	JCM	3	PASI-A
		EPA 6020B	BW, LNV	16	PASI-WC
		EPA 7470A	DH	1	PASI-WC
92845115020	**YAT-UGRD-FB-2**	EPA 6020B	LD	1	PAN
		SM 2320B-2021	MDW	3	PASI-A
		SM 2540C-2020	ACE	1	PASI-A
		EPA 300.0 Rev 2.1 1993	JCM	3	PASI-A
		EPA 6020B	BW, LNV	16	PASI-WC
		EPA 7470A	DH	1	PASI-WC
92845115021	**YAT-YGWA-47**	EPA 6020B	TMT	1	PAN
		SM 2320B-2021	MDW	3	PASI-A
		SM 2540C-2020	ACE	1	PASI-A
		EPA 300.0 Rev 2.1 1993	JCM	3	PASI-A
		EPA 6020B	BW, LNV	16	PASI-WC
		EPA 7470A	DH	1	PASI-WC
92845115022	**YAT-YGWA-30I**	EPA 6020B	TMT	1	PAN
		SM 2320B-2021	MDW	3	PASI-A
		SM 2540C-2020	ACE	1	PASI-A
		EPA 300.0 Rev 2.1 1993	JCM	3	PASI-A
		EPA 6020B	BW, LNV	16	PASI-WC
		EPA 7470A	DH	1	PASI-WC
92845115023	**YAT-YGWA-14S**	EPA 6020B	TMT	1	PAN
		SM 2320B-2021	MDW	3	PASI-A
		SM 2540C-2020	ACE	1	PASI-A
		EPA 300.0 Rev 2.1 1993	JCM	3	PASI-A
		EPA 6020B	BW, LNV	16	PASI-WC
		EPA 7470A	DH	1	PASI-WC
92845115024	**YAT-UGRD-FB-1**	EPA 6020B	TMT	1	PAN
		SM 2320B-2021	MDW	3	PASI-A
		SM 2540C-2020	ACE	1	PASI-A
		EPA 300.0 Rev 2.1 1993	JCM	3	PASI-A
		EPA 6020B	BW, LNV	16	PASI-WC
		EPA 7470A	DH	1	PASI-WC

PAN = Pace National - Mt. Juliet
PASI-A = Pace Analytical Services - Asheville
PASI-WC = Pace Analytical Services - West Columbia

This report shall not be reproduced, except in full,
without the written consent of Pace Analytical Services, LLC.

Pace Analytical Services, LLC
9800 Kincey Ave. Suite 100
Huntersville, NC 28078
(704)875-9092

SUMMARY OF DETECTION

Project: YAT Pooled Upgradient
Pace Project No.: 92845115

Lab Sample ID Method	Client Sample ID Parameters	Result	Units	Report Limit	Analyzed	Qualifiers
92845115001	**YAT-YGWA-17S**					
SM 2320B-2021	Alkalinity,Bicarbonate (CaCO3)	15.2	mg/L	5.0	02/27/26 18:41	
SM 2320B-2021	Alkalinity, Total as CaCO3	15.2	mg/L	5.0	02/27/26 18:41	
SM 2540C-2020	Total Dissolved Solids	84.0	mg/L	25.0	02/22/26 15:35	
EPA 300.0 Rev 2.1 1993	Chloride	11.9	mg/L	1.0	02/21/26 18:02	
EPA 300.0 Rev 2.1 1993	Sulfate	4.4	mg/L	1.0	02/21/26 18:02	
EPA 6020B	Barium	0.019	mg/L	0.0050	03/20/26 15:55	
EPA 6020B	Boron	0.013J	mg/L	0.040	03/20/26 15:55	
EPA 6020B	Calcium	3.4	mg/L	0.40	03/20/26 15:55	
EPA 6020B	Chromium	0.00048J	mg/L	0.0050	03/20/26 15:55	
EPA 6020B	Magnesium	1.1	mg/L	0.050	03/20/26 15:55	
EPA 6020B	Potassium	0.44	mg/L	0.40	03/20/26 15:55	
EPA 6020B	Sodium	16.1	mg/L	0.40	03/20/26 15:55	
92845115002	**YAT-YGWA-18S**					
EPA 6020B	Lithium	0.00295	mg/L	0.00200	02/24/26 19:54	
SM 2320B-2021	Alkalinity,Bicarbonate (CaCO3)	10.7	mg/L	5.0	02/27/26 18:46	
SM 2320B-2021	Alkalinity, Total as CaCO3	10.7	mg/L	5.0	02/27/26 18:46	
SM 2540C-2020	Total Dissolved Solids	53.0	mg/L	25.0	02/22/26 15:35	
EPA 300.0 Rev 2.1 1993	Chloride	6.9	mg/L	1.0	02/21/26 18:16	
EPA 300.0 Rev 2.1 1993	Sulfate	0.74J	mg/L	1.0	02/21/26 18:16	
EPA 6020B	Barium	0.012	mg/L	0.0050	03/20/26 16:04	
EPA 6020B	Calcium	0.86	mg/L	0.40	03/20/26 16:04	
EPA 6020B	Chromium	0.0012J	mg/L	0.0050	03/20/26 16:04	
EPA 6020B	Magnesium	0.84	mg/L	0.050	03/20/26 16:04	
EPA 6020B	Potassium	0.54	mg/L	0.40	03/20/26 16:04	
EPA 6020B	Sodium	9.3	mg/L	0.40	03/20/26 16:04	
92845115003	**YAT-YGWA-18I**					
EPA 6020B	Lithium	0.00378	mg/L	0.00200	02/24/26 19:57	
SM 2320B-2021	Alkalinity,Bicarbonate (CaCO3)	34.9	mg/L	5.0	03/03/26 11:33	
SM 2320B-2021	Alkalinity, Total as CaCO3	34.9	mg/L	5.0	03/03/26 11:33	
SM 2540C-2020	Total Dissolved Solids	99.0	mg/L	25.0	02/22/26 15:36	
EPA 300.0 Rev 2.1 1993	Chloride	7.7	mg/L	1.0	02/21/26 19:01	
EPA 300.0 Rev 2.1 1993	Sulfate	0.55J	mg/L	1.0	02/21/26 19:01	
EPA 6020B	Barium	0.023	mg/L	0.0050	03/20/26 16:13	
EPA 6020B	Calcium	5.6	mg/L	0.40	03/20/26 16:13	
EPA 6020B	Chromium	0.00090J	mg/L	0.0050	03/20/26 16:13	
EPA 6020B	Magnesium	3.1	mg/L	0.050	03/20/26 16:13	
EPA 6020B	Potassium	1.0	mg/L	0.40	03/20/26 16:13	
EPA 6020B	Sodium	12.7	mg/L	0.40	03/20/26 16:13	
92845115004	**YAT-YGWA-39**					
EPA 6020B	Lithium	0.00703	mg/L	0.00200	02/24/26 20:00	
SM 2320B-2021	Alkalinity,Bicarbonate (CaCO3)	187	mg/L	5.0	03/03/26 11:48	
SM 2320B-2021	Alkalinity, Total as CaCO3	187	mg/L	5.0	03/03/26 11:48	M1
SM 2540C-2020	Total Dissolved Solids	224	mg/L	25.0	02/22/26 15:36	
EPA 300.0 Rev 2.1 1993	Chloride	4.1	mg/L	1.0	02/21/26 19:16	
EPA 300.0 Rev 2.1 1993	Sulfate	8.4	mg/L	1.0	02/21/26 19:16	
EPA 6020B	Barium	0.041	mg/L	0.0050	03/20/26 16:21	

This report shall not be reproduced, except in full,
without the written consent of Pace Analytical Services, LLC.

Pace Analytical Services, LLC
9800 Kincey Ave. Suite 100
Huntersville, NC 28078
(704)875-9092

SUMMARY OF DETECTION

Project: YAT Pooled Upgradient
Pace Project No.: 92845115

Lab Sample ID Method	Client Sample ID Parameters	Result	Units	Report Limit	Analyzed	Qualifiers
92845115004	**YAT-YGWA-39**					
EPA 6020B	Boron	0.10	mg/L	0.040	03/20/26 16:21	
EPA 6020B	Calcium	17.9	mg/L	0.40	03/20/26 16:21	
EPA 6020B	Cobalt	0.0013J	mg/L	0.0050	03/20/26 16:21	
EPA 6020B	Magnesium	21.4	mg/L	0.050	03/20/26 16:21	
EPA 6020B	Molybdenum	0.0059J	mg/L	0.010	03/20/26 16:21	
EPA 6020B	Potassium	5.9	mg/L	0.40	03/20/26 16:21	
EPA 6020B	Sodium	26.9	mg/L	0.40	03/20/26 16:21	
92845115005	**YAT-YGWA-40**					
EPA 6020B	Lithium	0.000828J	mg/L	0.00200	02/24/26 20:15	J
SM 2320B-2021	Alkalinity,Bicarbonate (CaCO3)	22.1	mg/L	5.0	03/03/26 12:17	
SM 2320B-2021	Alkalinity, Total as CaCO3	22.1	mg/L	5.0	03/03/26 12:17	
SM 2540C-2020	Total Dissolved Solids	85.0	mg/L	25.0	02/22/26 15:36	
EPA 300.0 Rev 2.1 1993	Chloride	5.0	mg/L	1.0	02/21/26 19:31	
EPA 300.0 Rev 2.1 1993	Sulfate	20.5	mg/L	1.0	02/21/26 19:31	
EPA 6020B	Barium	0.034	mg/L	0.0050	03/12/26 13:51	
EPA 6020B	Beryllium	0.00023J	mg/L	0.00040	03/20/26 17:04	
EPA 6020B	Boron	0.078	mg/L	0.040	03/20/26 17:04	
EPA 6020B	Calcium	5.3	mg/L	0.40	03/12/26 13:51	
EPA 6020B	Cobalt	0.00015J	mg/L	0.0050	03/12/26 13:51	
EPA 6020B	Magnesium	3.0	mg/L	0.050	03/12/26 13:51	
EPA 6020B	Potassium	2.0	mg/L	0.40	03/12/26 13:51	
EPA 6020B	Selenium	0.00074J	mg/L	0.0050	03/12/26 13:51	
EPA 6020B	Sodium	10.8	mg/L	0.40	03/12/26 13:51	
EPA 7470A	Mercury	0.00025	mg/L	0.00020	02/25/26 00:20	
92845115006	**YAT-YGWA-3D**					
EPA 6020B	Lithium	0.0284	mg/L	0.00200	02/24/26 19:37	
SM 2320B-2021	Alkalinity,Bicarbonate (CaCO3)	109	mg/L	5.0	03/03/26 12:31	
SM 2320B-2021	Alkalinity, Total as CaCO3	109	mg/L	5.0	03/03/26 12:31	
SM 2540C-2020	Total Dissolved Solids	148	mg/L	25.0	02/22/26 15:36	
EPA 300.0 Rev 2.1 1993	Chloride	1.1	mg/L	1.0	02/21/26 19:46	
EPA 300.0 Rev 2.1 1993	Fluoride	0.43	mg/L	0.10	02/21/26 19:46	
EPA 300.0 Rev 2.1 1993	Sulfate	8.4	mg/L	1.0	02/21/26 19:46	
EPA 6020B	Antimony	0.00089J	mg/L	0.0020	03/12/26 14:07	
EPA 6020B	Barium	0.0048J	mg/L	0.0050	03/12/26 14:07	
EPA 6020B	Calcium	30.7	mg/L	0.40	03/12/26 14:07	
EPA 6020B	Magnesium	3.8	mg/L	0.050	03/12/26 14:07	
EPA 6020B	Molybdenum	0.010	mg/L	0.010	03/12/26 14:07	
EPA 6020B	Potassium	3.7	mg/L	0.40	03/12/26 14:07	
EPA 6020B	Sodium	10.4	mg/L	0.40	03/12/26 14:07	
92845115007	**YAT-UGRD-FB-2**					
EPA 6020B	Antimony	0.00057J	mg/L	0.0020	03/12/26 14:10	
92845115008	**YAT-UGRD-FD-2**					
EPA 6020B	Lithium	0.00198J	mg/L	0.00200	02/24/26 20:21	J
SM 2320B-2021	Alkalinity,Bicarbonate (CaCO3)	10.6	mg/L	5.0	03/03/26 12:42	
SM 2320B-2021	Alkalinity, Total as CaCO3	10.6	mg/L	5.0	03/03/26 12:42	

This report shall not be reproduced, except in full,
without the written consent of Pace Analytical Services, LLC.

Pace Analytical Services, LLC
9800 Kincey Ave. Suite 100
Huntersville, NC 28078
(704)875-9092

SUMMARY OF DETECTION

Project: YAT Pooled Upgradient
Pace Project No.: 92845115

Lab Sample ID Method	Client Sample ID Parameters	Result	Units	Report Limit	Analyzed	Qualifiers
92845115008	**YAT-UGRD-FD-2**					
SM 2540C-2020	Total Dissolved Solids	54.0	mg/L	25.0	02/22/26 15:36	
EPA 300.0 Rev 2.1 1993	Chloride	6.9	mg/L	1.0	02/21/26 20:01	
EPA 300.0 Rev 2.1 1993	Sulfate	0.72J	mg/L	1.0	02/21/26 20:01	
EPA 6020B	Barium	0.012	mg/L	0.0050	03/12/26 14:19	
EPA 6020B	Calcium	0.69	mg/L	0.40	03/12/26 14:19	
EPA 6020B	Chromium	0.0011J	mg/L	0.0050	03/12/26 14:19	
EPA 6020B	Magnesium	0.82	mg/L	0.050	03/12/26 14:19	
EPA 6020B	Potassium	0.48	mg/L	0.40	03/12/26 14:19	
EPA 6020B	Sodium	8.9	mg/L	0.40	03/12/26 14:19	
92845115009	**YAT-YGWA-1I**					
EPA 6020B	Lithium	0.00348	mg/L	0.00200	02/24/26 20:25	
SM 2320B-2021	Alkalinity,Bicarbonate (CaCO3)	15.9	mg/L	5.0	03/03/26 12:47	
SM 2320B-2021	Alkalinity, Total as CaCO3	15.9	mg/L	5.0	03/03/26 12:47	
SM 2540C-2020	Total Dissolved Solids	51.0	mg/L	25.0	02/22/26 15:37	
EPA 300.0 Rev 2.1 1993	Chloride	1.3	mg/L	1.0	02/21/26 20:46	
EPA 300.0 Rev 2.1 1993	Sulfate	4.4	mg/L	1.0	02/21/26 20:46	
EPA 6020B	Barium	0.0084	mg/L	0.0050	03/12/26 14:22	
EPA 6020B	Calcium	1.7	mg/L	0.40	03/12/26 14:22	
EPA 6020B	Chromium	0.00046J	mg/L	0.0050	03/12/26 14:22	
EPA 6020B	Cobalt	0.0020J	mg/L	0.0050	03/12/26 14:22	
EPA 6020B	Magnesium	1.5	mg/L	0.050	03/12/26 14:22	
EPA 6020B	Molybdenum	0.0033J	mg/L	0.010	03/12/26 14:22	
EPA 6020B	Potassium	2.1	mg/L	0.40	03/12/26 14:22	
EPA 6020B	Sodium	5.0	mg/L	0.40	03/12/26 14:22	
92845115010	**YAT-YGWA-1D**					
EPA 6020B	Lithium	0.00818	mg/L	0.00200	02/24/26 20:28	
SM 2320B-2021	Alkalinity,Bicarbonate (CaCO3)	59.8	mg/L	5.0	03/03/26 12:52	
SM 2320B-2021	Alkalinity, Total as CaCO3	59.8	mg/L	5.0	03/03/26 12:52	
SM 2540C-2020	Total Dissolved Solids	113	mg/L	25.0	02/22/26 15:37	
EPA 300.0 Rev 2.1 1993	Chloride	1.1	mg/L	1.0	02/21/26 21:01	
EPA 300.0 Rev 2.1 1993	Fluoride	0.061J	mg/L	0.10	02/21/26 21:01	
EPA 300.0 Rev 2.1 1993	Sulfate	11.5	mg/L	1.0	02/21/26 21:01	
EPA 6020B	Arsenic	0.00063J	mg/L	0.0020	03/12/26 14:26	
EPA 6020B	Barium	0.0064	mg/L	0.0050	03/12/26 14:26	
EPA 6020B	Calcium	15.5	mg/L	0.40	03/12/26 14:26	
EPA 6020B	Chromium	0.00025J	mg/L	0.0050	03/12/26 14:26	
EPA 6020B	Cobalt	0.00040J	mg/L	0.0050	03/12/26 14:26	
EPA 6020B	Magnesium	2.0	mg/L	0.050	03/12/26 14:26	
EPA 6020B	Molybdenum	0.0091J	mg/L	0.010	03/12/26 14:26	
EPA 6020B	Potassium	3.9	mg/L	0.40	03/12/26 14:26	
EPA 6020B	Sodium	11.0	mg/L	0.40	03/12/26 14:26	
EPA 7470A	Mercury	0.00011J	mg/L	0.00020	02/25/26 00:38	
92845115011	**YAT-YGWA-2I**					
EPA 6020B	Lithium	0.00349	mg/L	0.00200	02/24/26 20:31	
SM 2320B-2021	Alkalinity,Bicarbonate (CaCO3)	78.7	mg/L	5.0	03/03/26 12:58	
SM 2320B-2021	Alkalinity, Total as CaCO3	78.7	mg/L	5.0	03/03/26 12:58	

This report shall not be reproduced, except in full,
without the written consent of Pace Analytical Services, LLC.

Pace Analytical Services, LLC
9800 Kincey Ave. Suite 100
Huntersville, NC 28078
(704)875-9092

SUMMARY OF DETECTION

Project: YAT Pooled Upgradient
Pace Project No.: 92845115

Lab Sample ID Method	Client Sample ID Parameters	Result	Units	Report Limit	Analyzed	Qualifiers
92845115011	**YAT-YGWA-2I**					
SM 2540C-2020	Total Dissolved Solids	167	mg/L	25.0	02/22/26 15:37	
EPA 300.0 Rev 2.1 1993	Chloride	1.1	mg/L	1.0	02/21/26 21:16	
EPA 300.0 Rev 2.1 1993	Fluoride	0.084J	mg/L	0.10	02/21/26 21:16	
EPA 300.0 Rev 2.1 1993	Sulfate	21.8	mg/L	1.0	02/21/26 21:16	
EPA 6020B	Antimony	0.00063J	mg/L	0.0020	03/12/26 14:29	
EPA 6020B	Barium	0.0048J	mg/L	0.0050	03/12/26 14:29	
EPA 6020B	Calcium	27.5	mg/L	0.40	03/12/26 14:29	
EPA 6020B	Chromium	0.00029J	mg/L	0.0050	03/12/26 14:29	
EPA 6020B	Magnesium	4.5	mg/L	0.050	03/12/26 14:29	
EPA 6020B	Molybdenum	0.0075J	mg/L	0.010	03/12/26 14:29	
EPA 6020B	Potassium	5.4	mg/L	0.40	03/12/26 14:29	
EPA 6020B	Sodium	9.7	mg/L	0.40	03/12/26 14:29	
92845115012	**YAT-YGWA-3I**					
EPA 6020B	Lithium	0.0246	mg/L	0.00200	02/24/26 20:34	
SM 2320B-2021	Alkalinity,Bicarbonate (CaCO3)	86.7	mg/L	5.0	03/03/26 13:05	
SM 2320B-2021	Alkalinity, Total as CaCO3	86.7	mg/L	5.0	03/03/26 13:05	
SM 2540C-2020	Total Dissolved Solids	139	mg/L	25.0	02/22/26 15:37	
EPA 300.0 Rev 2.1 1993	Chloride	1.1	mg/L	1.0	02/21/26 21:30	
EPA 300.0 Rev 2.1 1993	Fluoride	0.092J	mg/L	0.10	02/21/26 21:30	
EPA 300.0 Rev 2.1 1993	Sulfate	13.8	mg/L	1.0	02/21/26 21:30	
EPA 6020B	Barium	0.0031J	mg/L	0.0050	03/12/26 14:32	
EPA 6020B	Calcium	23.1	mg/L	0.40	03/12/26 14:32	
EPA 6020B	Chromium	0.00028J	mg/L	0.0050	03/12/26 14:32	
EPA 6020B	Magnesium	5.5	mg/L	0.050	03/12/26 14:32	
EPA 6020B	Molybdenum	0.0060J	mg/L	0.010	03/12/26 14:32	
EPA 6020B	Potassium	5.0	mg/L	0.40	03/12/26 14:32	
EPA 6020B	Sodium	9.8	mg/L	0.40	03/12/26 14:32	
92845115013	**YAT-UGRD-EB-1**					
EPA 6020B	Antimony	0.00054J	mg/L	0.0020	03/12/26 14:35	
EPA 6020B	Chromium	0.00030J	mg/L	0.0050	03/12/26 14:35	
92845115014	**YAT-UGRD-FD-1**					
EPA 6020B	Lithium	0.00355	mg/L	0.00200	02/24/26 20:41	
SM 2320B-2021	Alkalinity,Bicarbonate (CaCO3)	15.8	mg/L	5.0	03/03/26 13:16	
SM 2320B-2021	Alkalinity, Total as CaCO3	15.8	mg/L	5.0	03/03/26 13:16	
SM 2540C-2020	Total Dissolved Solids	55.0	mg/L	25.0	02/22/26 15:38	
EPA 300.0 Rev 2.1 1993	Chloride	1.5	mg/L	1.0	02/21/26 15:47	
EPA 300.0 Rev 2.1 1993	Fluoride	0.058J	mg/L	0.10	02/21/26 15:47	
EPA 300.0 Rev 2.1 1993	Sulfate	4.5	mg/L	1.0	02/21/26 15:47	
EPA 6020B	Antimony	0.00051J	mg/L	0.0020	03/12/26 14:38	
EPA 6020B	Barium	0.0083	mg/L	0.0050	03/12/26 14:38	
EPA 6020B	Calcium	1.9	mg/L	0.40	03/12/26 14:38	
EPA 6020B	Chromium	0.00048J	mg/L	0.0050	03/12/26 14:38	
EPA 6020B	Cobalt	0.0020J	mg/L	0.0050	03/12/26 14:38	
EPA 6020B	Magnesium	1.5	mg/L	0.050	03/12/26 14:38	
EPA 6020B	Molybdenum	0.0032J	mg/L	0.010	03/12/26 14:38	
EPA 6020B	Potassium	2.1	mg/L	0.40	03/12/26 14:38	

This report shall not be reproduced, except in full,
without the written consent of Pace Analytical Services, LLC.

Pace Analytical Services, LLC
9800 Kincey Ave. Suite 100
Huntersville, NC 28078
(704)875-9092

SUMMARY OF DETECTION

Project: YAT Pooled Upgradient
Pace Project No.: 92845115

Lab Sample ID Method	Client Sample ID Parameters	Result	Units	Report Limit	Analyzed	Qualifiers
92845115014	**YAT-UGRD-FD-1**					
EPA 6020B	Sodium	5.0	mg/L	0.40	03/12/26 14:38	
92845115015	**YAT-YGWA-21I**					
EPA 6020B	Lithium	0.00743	mg/L	0.00200	02/24/26 20:44	
SM 2320B-2021	Alkalinity,Bicarbonate (CaCO3)	73.4	mg/L	5.0	03/03/26 13:21	
SM 2320B-2021	Alkalinity, Total as CaCO3	73.4	mg/L	5.0	03/03/26 13:21	
SM 2540C-2020	Total Dissolved Solids	133	mg/L	25.0	02/22/26 15:38	
EPA 300.0 Rev 2.1 1993	Chloride	2.1	mg/L	1.0	02/21/26 16:01	
EPA 300.0 Rev 2.1 1993	Fluoride	0.096J	mg/L	0.10	02/21/26 16:01	
EPA 300.0 Rev 2.1 1993	Sulfate	4.1	mg/L	1.0	02/21/26 16:01	
EPA 6020B	Antimony	0.00089J	mg/L	0.0020	03/12/26 14:41	
EPA 6020B	Arsenic	0.0011J	mg/L	0.0020	03/12/26 14:41	
EPA 6020B	Barium	0.0083	mg/L	0.0050	03/12/26 14:41	
EPA 6020B	Boron	0.0079J	mg/L	0.040	03/20/26 19:22	
EPA 6020B	Calcium	8.9	mg/L	0.40	03/12/26 14:41	
EPA 6020B	Cobalt	0.041	mg/L	0.0050	03/12/26 14:41	
EPA 6020B	Magnesium	4.6	mg/L	0.050	03/12/26 14:41	
EPA 6020B	Potassium	3.6	mg/L	0.40	03/12/26 14:41	
EPA 6020B	Sodium	18.7	mg/L	0.40	03/12/26 14:41	
92845115016	**YAT-YGWA-4I**					
EPA 6020B	Lithium	0.0186	mg/L	0.00200	02/24/26 21:50	
SM 2320B-2021	Alkalinity,Bicarbonate (CaCO3)	57.8	mg/L	5.0	03/03/26 13:37	
SM 2320B-2021	Alkalinity, Total as CaCO3	57.8	mg/L	5.0	03/03/26 13:37	
SM 2540C-2020	Total Dissolved Solids	121	mg/L	25.0	02/22/26 15:38	
EPA 300.0 Rev 2.1 1993	Chloride	5.4	mg/L	1.0	02/21/26 16:44	
EPA 300.0 Rev 2.1 1993	Fluoride	0.068J	mg/L	0.10	02/21/26 16:44	
EPA 300.0 Rev 2.1 1993	Sulfate	9.1	mg/L	1.0	02/21/26 16:44	
EPA 6020B	Antimony	0.00045J	mg/L	0.0020	03/12/26 14:44	
EPA 6020B	Barium	0.016	mg/L	0.0050	03/12/26 14:44	
EPA 6020B	Calcium	9.8	mg/L	0.40	03/12/26 14:44	
EPA 6020B	Chromium	0.00026J	mg/L	0.0050	03/12/26 14:44	
EPA 6020B	Cobalt	0.00013J	mg/L	0.0050	03/12/26 14:44	
EPA 6020B	Magnesium	6.1	mg/L	0.050	03/12/26 14:44	
EPA 6020B	Potassium	4.3	mg/L	0.40	03/12/26 14:44	
EPA 6020B	Selenium	0.00057J	mg/L	0.0050	03/12/26 14:44	
EPA 6020B	Sodium	10.8	mg/L	0.40	03/12/26 14:44	
92845115017	**YAT-YGWA-5I**					
EPA 6020B	Lithium	0.00433	mg/L	0.00200	02/24/26 21:53	
SM 2320B-2021	Alkalinity,Bicarbonate (CaCO3)	26.9	mg/L	5.0	03/03/26 13:43	
SM 2320B-2021	Alkalinity, Total as CaCO3	26.9	mg/L	5.0	03/03/26 13:43	
SM 2540C-2020	Total Dissolved Solids	94.0	mg/L	25.0	02/22/26 15:38	
EPA 300.0 Rev 2.1 1993	Chloride	4.8	mg/L	1.0	02/21/26 16:58	
EPA 300.0 Rev 2.1 1993	Sulfate	2.5	mg/L	1.0	02/21/26 16:58	
EPA 6020B	Barium	0.021	mg/L	0.0050	03/12/26 14:54	
EPA 6020B	Calcium	2.8	mg/L	0.40	03/12/26 14:54	
EPA 6020B	Chromium	0.00036J	mg/L	0.0050	03/12/26 14:54	
EPA 6020B	Magnesium	2.9	mg/L	0.050	03/12/26 14:54	

This report shall not be reproduced, except in full,
without the written consent of Pace Analytical Services, LLC.

Pace Analytical Services, LLC
9800 Kincey Ave. Suite 100
Huntersville, NC 28078
(704)875-9092

SUMMARY OF DETECTION

Project: YAT Pooled Upgradient
Pace Project No.: 92845115

Lab Sample ID Method	Client Sample ID Parameters	Result	Units	Report Limit	Analyzed	Qualifiers
92845115017	**YAT-YGWA-5I**					
EPA 6020B	Potassium	1.6	mg/L	0.40	03/12/26 14:54	
EPA 6020B	Sodium	11.5	mg/L	0.40	03/12/26 14:54	
92845115018	**YAT-YGWA-5D**					
EPA 6020B	Lithium	0.00429	mg/L	0.00200	02/24/26 21:56	
SM 2320B-2021	Alkalinity,Bicarbonate (CaCO3)	106	mg/L	5.0	03/03/26 13:49	
SM 2320B-2021	Alkalinity, Total as CaCO3	106	mg/L	5.0	03/03/26 13:49	
SM 2540C-2020	Total Dissolved Solids	158	mg/L	25.0	02/22/26 15:38	
EPA 300.0 Rev 2.1 1993	Chloride	3.5	mg/L	1.0	02/21/26 17:13	
EPA 300.0 Rev 2.1 1993	Fluoride	0.054J	mg/L	0.10	02/21/26 17:13	
EPA 300.0 Rev 2.1 1993	Sulfate	4.9	mg/L	1.0	02/21/26 17:13	
EPA 6020B	Arsenic	0.0012J	mg/L	0.0020	03/12/26 14:57	
EPA 6020B	Barium	0.0078	mg/L	0.0050	03/12/26 14:57	
EPA 6020B	Boron	0.011J	mg/L	0.040	03/20/26 19:48	
EPA 6020B	Calcium	29.1	mg/L	0.40	03/12/26 14:57	
EPA 6020B	Magnesium	4.8	mg/L	0.050	03/12/26 14:57	
EPA 6020B	Potassium	3.6	mg/L	0.40	03/12/26 14:57	
EPA 6020B	Sodium	9.9	mg/L	0.40	03/12/26 14:57	
EPA 7470A	Mercury	0.00010J	mg/L	0.00020	02/25/26 18:29	
92845115019	**YAT-YGWA-20S**					
EPA 6020B	Lithium	0.000604J	mg/L	0.00200	02/24/26 22:00	J
SM 2320B-2021	Alkalinity,Bicarbonate (CaCO3)	28.0	mg/L	5.0	03/03/26 13:56	
SM 2320B-2021	Alkalinity, Total as CaCO3	28.0	mg/L	5.0	03/03/26 13:56	
SM 2540C-2020	Total Dissolved Solids	88.0	mg/L	25.0	02/22/26 15:38	
EPA 300.0 Rev 2.1 1993	Chloride	3.2	mg/L	1.0	02/21/26 17:27	
EPA 6020B	Barium	0.017	mg/L	0.0050	03/12/26 15:00	
EPA 6020B	Calcium	2.9	mg/L	0.40	03/12/26 15:00	
EPA 6020B	Chromium	0.00063J	mg/L	0.0050	03/12/26 15:00	
EPA 6020B	Magnesium	0.70	mg/L	0.050	03/12/26 15:00	
EPA 6020B	Potassium	0.64	mg/L	0.40	03/12/26 15:00	
EPA 6020B	Sodium	10.8	mg/L	0.40	03/12/26 15:00	
92845115021	**YAT-YGWA-47**					
EPA 6020B	Lithium	0.00385	mg/L	0.00200	02/24/26 22:02	
SM 2320B-2021	Alkalinity,Bicarbonate (CaCO3)	40.4	mg/L	5.0	03/03/26 14:05	
SM 2320B-2021	Alkalinity, Total as CaCO3	40.4	mg/L	5.0	03/03/26 14:05	
SM 2540C-2020	Total Dissolved Solids	153	mg/L	25.0	02/22/26 15:27	
EPA 300.0 Rev 2.1 1993	Chloride	3.7	mg/L	1.0	02/21/26 17:41	
EPA 300.0 Rev 2.1 1993	Fluoride	0.070J	mg/L	0.10	02/21/26 17:41	
EPA 300.0 Rev 2.1 1993	Sulfate	50.9	mg/L	1.0	02/21/26 17:41	
EPA 6020B	Barium	0.035	mg/L	0.0050	03/12/26 15:07	
EPA 6020B	Boron	0.018J	mg/L	0.040	03/20/26 20:48	
EPA 6020B	Calcium	10.7	mg/L	0.40	03/12/26 15:07	
EPA 6020B	Chromium	0.00035J	mg/L	0.0050	03/12/26 15:07	
EPA 6020B	Cobalt	0.00057J	mg/L	0.0050	03/12/26 15:07	
EPA 6020B	Magnesium	12.0	mg/L	0.050	03/12/26 15:07	
EPA 6020B	Potassium	4.0	mg/L	0.40	03/12/26 15:07	
EPA 6020B	Selenium	0.00051J	mg/L	0.0050	03/12/26 15:07	

This report shall not be reproduced, except in full,
without the written consent of Pace Analytical Services, LLC.

Pace Analytical Services, LLC
9800 Kincey Ave. Suite 100
Huntersville, NC 28078
(704)875-9092

SUMMARY OF DETECTION

Project: YAT Pooled Upgradient
Pace Project No.: 92845115

Lab Sample ID Method	Client Sample ID Parameters	Result	Units	Report Limit	Analyzed	Qualifiers
92845115021	**YAT-YGWA-47**					
EPA 6020B	Sodium	12.6	mg/L	0.40	03/12/26 15:07	
92845115022	**YAT-YGWA-30I**					
EPA 6020B	Lithium	0.00128J	mg/L	0.00200	02/24/26 20:06	J
SM 2320B-2021	Alkalinity,Bicarbonate (CaCO3)	15.5	mg/L	5.0	03/03/26 21:29	
SM 2320B-2021	Alkalinity, Total as CaCO3	15.5	mg/L	5.0	03/03/26 21:29	
SM 2540C-2020	Total Dissolved Solids	52.0	mg/L	25.0	02/22/26 15:27	
EPA 300.0 Rev 2.1 1993	Chloride	1.7	mg/L	1.0	02/21/26 17:56	
EPA 300.0 Rev 2.1 1993	Fluoride	0.059J	mg/L	0.10	02/21/26 17:56	
EPA 300.0 Rev 2.1 1993	Sulfate	1.1	mg/L	1.0	02/21/26 17:56	
EPA 6020B	Barium	0.0076	mg/L	0.0050	03/12/26 15:10	
EPA 6020B	Calcium	1.4	mg/L	0.40	03/12/26 15:10	
EPA 6020B	Cobalt	0.0019J	mg/L	0.0050	03/12/26 15:10	
EPA 6020B	Magnesium	0.97	mg/L	0.050	03/12/26 15:10	
EPA 6020B	Potassium	0.73	mg/L	0.40	03/12/26 15:10	
EPA 6020B	Sodium	6.6	mg/L	0.40	03/12/26 15:10	
92845115023	**YAT-YGWA-14S**					
SM 2320B-2021	Alkalinity,Bicarbonate (CaCO3)	9.8	mg/L	5.0	03/03/26 16:36	
SM 2320B-2021	Alkalinity, Total as CaCO3	9.8	mg/L	5.0	03/03/26 16:36	
SM 2540C-2020	Total Dissolved Solids	66.0	mg/L	25.0	02/22/26 15:28	
EPA 300.0 Rev 2.1 1993	Chloride	5.1	mg/L	1.0	02/21/26 18:39	
EPA 300.0 Rev 2.1 1993	Fluoride	0.055J	mg/L	0.10	02/21/26 18:39	
EPA 300.0 Rev 2.1 1993	Sulfate	7.7	mg/L	1.0	02/21/26 18:39	
EPA 6020B	Barium	0.0098	mg/L	0.0050	03/12/26 15:13	
EPA 6020B	Beryllium	0.00024J	mg/L	0.00040	03/20/26 21:06	
EPA 6020B	Boron	0.021J	mg/L	0.040	03/20/26 21:06	
EPA 6020B	Calcium	1.4	mg/L	0.40	03/12/26 15:13	
EPA 6020B	Magnesium	1.6	mg/L	0.050	03/12/26 15:13	
EPA 6020B	Potassium	0.81	mg/L	0.40	03/12/26 15:13	
EPA 6020B	Selenium	0.0014J	mg/L	0.0050	03/12/26 15:13	
EPA 6020B	Sodium	10.1	mg/L	0.40	03/12/26 15:13	

This report shall not be reproduced, except in full,
without the written consent of Pace Analytical Services, LLC.

Pace Analytical Services, LLC
9800 Kincey Ave. Suite 100
Huntersville, NC 28078
(704)875-9092

ANALYTICAL RESULTS

Project: YAT Pooled Upgradient
Pace Project No.: 92845115

Sample: YAT-YGWA-17S **Lab ID: 92845115001** Collected: 02/17/26 09:25 Received: 02/18/26 16:35 Matrix: Water

Parameters	Results	Units	Report Limit	MDL	DF	Prepared	Analyzed	CAS No.	Qual
Metals (ICPMS) 6020B	Analytical Method: EPA 6020B Preparation Method: 3015								
	Pace National - Mt. Juliet								
Lithium	ND	mg/L	0.00200	0.000600	1	02/24/26 16:31	02/24/26 19:50	7439-93-2	
2320B Alkalinity	Analytical Method: SM 2320B-2021								
	Pace Analytical Services - Asheville								
Alkalinity,Bicarbonate (CaCO3)	**15.2**	mg/L	5.0	5.0	1		02/27/26 18:41		
Alkalinity,Carbonate (CaCO3)	ND	mg/L	5.0	5.0	1		02/27/26 18:41		
Alkalinity, Total as CaCO3	**15.2**	mg/L	5.0	5.0	1		02/27/26 18:41		
2540C Total Dissolved Solids	Analytical Method: SM 2540C-2020								
	Pace Analytical Services - Asheville								
Total Dissolved Solids	**84.0**	mg/L	25.0	25.0	1		02/22/26 15:35		
300.0 IC Anions 28 Days	Analytical Method: EPA 300.0 Rev 2.1 1993								
	Pace Analytical Services - Asheville								
Chloride	**11.9**	mg/L	1.0	0.60	1		02/21/26 18:02	16887-00-6	
Fluoride	ND	mg/L	0.10	0.050	1		02/21/26 18:02	16984-48-8	
Sulfate	**4.4**	mg/L	1.0	0.50	1		02/21/26 18:02	14808-79-8	
WC 6020B MET ICPMS	Analytical Method: EPA 6020B Preparation Method: EPA 3005A								
	Pace Analytical Services - West Columbia								
Antimony	ND	mg/L	0.0020	0.00043	1	02/25/26 19:26	03/20/26 15:55	7440-36-0	
Arsenic	ND	mg/L	0.0020	0.00041	1	02/25/26 19:26	03/20/26 15:55	7440-38-2	
Barium	**0.019**	mg/L	0.0050	0.00056	1	02/25/26 19:26	03/20/26 15:55	7440-39-3	
Beryllium	ND	mg/L	0.00040	0.00015	1	02/25/26 19:26	03/20/26 15:55	7440-41-7	
Boron	**0.013J**	mg/L	0.040	0.0073	1	02/25/26 19:26	03/20/26 15:55	7440-42-8	
Cadmium	ND	mg/L	0.00050	0.00010	1	02/25/26 19:26	03/20/26 15:55	7440-43-9	
Calcium	**3.4**	mg/L	0.40	0.10	1	02/25/26 19:26	03/20/26 15:55	7440-70-2	
Chromium	**0.00048J**	mg/L	0.0050	0.00024	1	02/25/26 19:26	03/20/26 15:55	7440-47-3	
Cobalt	ND	mg/L	0.0050	0.00012	1	02/25/26 19:26	03/20/26 15:55	7440-48-4	
Lead	ND	mg/L	0.0010	0.00027	1	02/25/26 19:26	03/20/26 15:55	7439-92-1	
Magnesium	**1.1**	mg/L	0.050	0.024	1	02/25/26 19:26	03/20/26 15:55	7439-95-4	
Molybdenum	ND	mg/L	0.010	0.0020	1	02/25/26 19:26	03/20/26 15:55	7439-98-7	
Potassium	**0.44**	mg/L	0.40	0.13	1	02/25/26 19:26	03/20/26 15:55	7440-09-7	
Selenium	ND	mg/L	0.0050	0.00050	1	02/25/26 19:26	03/20/26 15:55	7782-49-2	
Sodium	**16.1**	mg/L	0.40	0.083	1	02/25/26 19:26	03/20/26 15:55	7440-23-5	
Thallium	ND	mg/L	0.00050	0.00017	1	02/25/26 19:26	03/20/26 15:55	7440-28-0	
WCOL 7470 Mercury	Analytical Method: EPA 7470A Preparation Method: EPA 7470A								
	Pace Analytical Services - West Columbia								
Mercury	ND	mg/L	0.00020	0.000091	1	02/24/26 17:33	02/25/26 00:10	7439-97-6	

This report shall not be reproduced, except in full,
without the written consent of Pace Analytical Services, LLC.

Pace Analytical Services, LLC
9800 Kincey Ave. Suite 100
Huntersville, NC 28078
(704)875-9092

ANALYTICAL RESULTS

Project: YAT Pooled Upgradient
Pace Project No.: 92845115

Sample: YAT-YGWA-18S **Lab ID: 92845115002** Collected: 02/17/26 10:35 Received: 02/18/26 16:35 Matrix: Water

Parameters	Results	Units	Report Limit	MDL	DF	Prepared	Analyzed	CAS No.	Qual
Metals (ICPMS) 6020B	Analytical Method: EPA 6020B Preparation Method: 3015								
	Pace National - Mt. Juliet								
Lithium	**0.00295**	mg/L	0.00200	0.000600	1	02/24/26 16:31	02/24/26 19:54	7439-93-2	
2320B Alkalinity	Analytical Method: SM 2320B-2021								
	Pace Analytical Services - Asheville								
Alkalinity,Bicarbonate (CaCO3)	**10.7**	mg/L	5.0	5.0	1		02/27/26 18:46		
Alkalinity,Carbonate (CaCO3)	ND	mg/L	5.0	5.0	1		02/27/26 18:46		
Alkalinity, Total as CaCO3	**10.7**	mg/L	5.0	5.0	1		02/27/26 18:46		
2540C Total Dissolved Solids	Analytical Method: SM 2540C-2020								
	Pace Analytical Services - Asheville								
Total Dissolved Solids	**53.0**	mg/L	25.0	25.0	1		02/22/26 15:35		
300.0 IC Anions 28 Days	Analytical Method: EPA 300.0 Rev 2.1 1993								
	Pace Analytical Services - Asheville								
Chloride	**6.9**	mg/L	1.0	0.60	1		02/21/26 18:16	16887-00-6	
Fluoride	ND	mg/L	0.10	0.050	1		02/21/26 18:16	16984-48-8	
Sulfate	**0.74J**	mg/L	1.0	0.50	1		02/21/26 18:16	14808-79-8	
WC 6020B MET ICPMS	Analytical Method: EPA 6020B Preparation Method: EPA 3005A								
	Pace Analytical Services - West Columbia								
Antimony	ND	mg/L	0.0020	0.00043	1	02/25/26 19:26	03/20/26 16:04	7440-36-0	
Arsenic	ND	mg/L	0.0020	0.00041	1	02/25/26 19:26	03/20/26 16:04	7440-38-2	
Barium	**0.012**	mg/L	0.0050	0.00056	1	02/25/26 19:26	03/20/26 16:04	7440-39-3	
Beryllium	ND	mg/L	0.00040	0.00015	1	02/25/26 19:26	03/20/26 16:04	7440-41-7	
Boron	ND	mg/L	0.040	0.0073	1	02/25/26 19:26	03/20/26 16:04	7440-42-8	
Cadmium	ND	mg/L	0.00050	0.00010	1	02/25/26 19:26	03/20/26 16:04	7440-43-9	
Calcium	**0.86**	mg/L	0.40	0.10	1	02/25/26 19:26	03/20/26 16:04	7440-70-2	
Chromium	**0.0012J**	mg/L	0.0050	0.00024	1	02/25/26 19:26	03/20/26 16:04	7440-47-3	
Cobalt	ND	mg/L	0.0050	0.00012	1	02/25/26 19:26	03/20/26 16:04	7440-48-4	
Lead	ND	mg/L	0.0010	0.00027	1	02/25/26 19:26	03/20/26 16:04	7439-92-1	
Magnesium	**0.84**	mg/L	0.050	0.024	1	02/25/26 19:26	03/20/26 16:04	7439-95-4	
Molybdenum	ND	mg/L	0.010	0.0020	1	02/25/26 19:26	03/20/26 16:04	7439-98-7	
Potassium	**0.54**	mg/L	0.40	0.13	1	02/25/26 19:26	03/20/26 16:04	7440-09-7	
Selenium	ND	mg/L	0.0050	0.00050	1	02/25/26 19:26	03/20/26 16:04	7782-49-2	
Sodium	**9.3**	mg/L	0.40	0.083	1	02/25/26 19:26	03/20/26 16:04	7440-23-5	
Thallium	ND	mg/L	0.00050	0.00017	1	02/25/26 19:26	03/20/26 16:04	7440-28-0	
WCOL 7470 Mercury	Analytical Method: EPA 7470A Preparation Method: EPA 7470A								
	Pace Analytical Services - West Columbia								
Mercury	ND	mg/L	0.00020	0.000091	1	02/24/26 17:33	02/25/26 00:12	7439-97-6	

This report shall not be reproduced, except in full,
without the written consent of Pace Analytical Services, LLC.

Pace Analytical Services, LLC
9800 Kincey Ave. Suite 100
Huntersville, NC 28078
(704)875-9092

ANALYTICAL RESULTS

Project: YAT Pooled Upgradient
Pace Project No.: 92845115

Sample: YAT-YGWA-18I **Lab ID: 92845115003** Collected: 02/17/26 12:15 Received: 02/18/26 16:35 Matrix: Water

Parameters	Results	Units	Report Limit	MDL	DF	Prepared	Analyzed	CAS No.	Qual
Metals (ICPMS) 6020B	Analytical Method: EPA 6020B Preparation Method: 3015								
	Pace National - Mt. Juliet								
Lithium	**0.00378**	mg/L	0.00200	0.000600	1	02/24/26 16:31	02/24/26 19:57	7439-93-2	
2320B Alkalinity	Analytical Method: SM 2320B-2021								
	Pace Analytical Services - Asheville								
Alkalinity,Bicarbonate (CaCO3)	**34.9**	mg/L	5.0	5.0	1		03/03/26 11:33		
Alkalinity,Carbonate (CaCO3)	ND	mg/L	5.0	5.0	1		03/03/26 11:33		
Alkalinity, Total as CaCO3	**34.9**	mg/L	5.0	5.0	1		03/03/26 11:33		
2540C Total Dissolved Solids	Analytical Method: SM 2540C-2020								
	Pace Analytical Services - Asheville								
Total Dissolved Solids	**99.0**	mg/L	25.0	25.0	1		02/22/26 15:36		
300.0 IC Anions 28 Days	Analytical Method: EPA 300.0 Rev 2.1 1993								
	Pace Analytical Services - Asheville								
Chloride	**7.7**	mg/L	1.0	0.60	1		02/21/26 19:01	16887-00-6	
Fluoride	ND	mg/L	0.10	0.050	1		02/21/26 19:01	16984-48-8	
Sulfate	**0.55J**	mg/L	1.0	0.50	1		02/21/26 19:01	14808-79-8	
WC 6020B MET ICPMS	Analytical Method: EPA 6020B Preparation Method: EPA 3005A								
	Pace Analytical Services - West Columbia								
Antimony	ND	mg/L	0.0020	0.00043	1	02/25/26 19:26	03/20/26 16:13	7440-36-0	
Arsenic	ND	mg/L	0.0020	0.00041	1	02/25/26 19:26	03/20/26 16:13	7440-38-2	
Barium	**0.023**	mg/L	0.0050	0.00056	1	02/25/26 19:26	03/20/26 16:13	7440-39-3	
Beryllium	ND	mg/L	0.00040	0.00015	1	02/25/26 19:26	03/20/26 16:13	7440-41-7	
Boron	ND	mg/L	0.040	0.0073	1	02/25/26 19:26	03/20/26 16:13	7440-42-8	
Cadmium	ND	mg/L	0.00050	0.00010	1	02/25/26 19:26	03/20/26 16:13	7440-43-9	
Calcium	**5.6**	mg/L	0.40	0.10	1	02/25/26 19:26	03/20/26 16:13	7440-70-2	
Chromium	**0.00090J**	mg/L	0.0050	0.00024	1	02/25/26 19:26	03/20/26 16:13	7440-47-3	
Cobalt	ND	mg/L	0.0050	0.00012	1	02/25/26 19:26	03/20/26 16:13	7440-48-4	
Lead	ND	mg/L	0.0010	0.00027	1	02/25/26 19:26	03/20/26 16:13	7439-92-1	
Magnesium	**3.1**	mg/L	0.050	0.024	1	02/25/26 19:26	03/20/26 16:13	7439-95-4	
Molybdenum	ND	mg/L	0.010	0.0020	1	02/25/26 19:26	03/20/26 16:13	7439-98-7	
Potassium	**1.0**	mg/L	0.40	0.13	1	02/25/26 19:26	03/20/26 16:13	7440-09-7	
Selenium	ND	mg/L	0.0050	0.00050	1	02/25/26 19:26	03/20/26 16:13	7782-49-2	
Sodium	**12.7**	mg/L	0.40	0.083	1	02/25/26 19:26	03/20/26 16:13	7440-23-5	
Thallium	ND	mg/L	0.00050	0.00017	1	02/25/26 19:26	03/20/26 16:13	7440-28-0	
WCOL 7470 Mercury	Analytical Method: EPA 7470A Preparation Method: EPA 7470A								
	Pace Analytical Services - West Columbia								
Mercury	ND	mg/L	0.00020	0.000091	1	02/24/26 17:33	02/25/26 00:15	7439-97-6	

This report shall not be reproduced, except in full,
without the written consent of Pace Analytical Services, LLC.

Pace Analytical Services, LLC
9800 Kincey Ave. Suite 100
Huntersville, NC 28078
(704)875-9092

ANALYTICAL RESULTS

Project: YAT Pooled Upgradient
Pace Project No.: 92845115

Sample: YAT-YGWA-39 **Lab ID: 92845115004** Collected: 02/17/26 14:05 Received: 02/18/26 16:35 Matrix: Water

Parameters	Results	Units	Report Limit	MDL	DF	Prepared	Analyzed	CAS No.	Qual
Metals (ICPMS) 6020B	Analytical Method: EPA 6020B Preparation Method: 3015 Pace National - Mt. Juliet								
Lithium	**0.00703**	mg/L	0.00200	0.000600	1	02/24/26 16:31	02/24/26 20:00	7439-93-2	
2320B Alkalinity	Analytical Method: SM 2320B-2021 Pace Analytical Services - Asheville								
Alkalinity,Bicarbonate (CaCO3)	**187**	mg/L	5.0	5.0	1		03/03/26 11:48		
Alkalinity,Carbonate (CaCO3)	ND	mg/L	5.0	5.0	1		03/03/26 11:48		
Alkalinity, Total as CaCO3	**187**	mg/L	5.0	5.0	1		03/03/26 11:48		M1
2540C Total Dissolved Solids	Analytical Method: SM 2540C-2020 Pace Analytical Services - Asheville								
Total Dissolved Solids	**224**	mg/L	25.0	25.0	1		02/22/26 15:36		
300.0 IC Anions 28 Days	Analytical Method: EPA 300.0 Rev 2.1 1993 Pace Analytical Services - Asheville								
Chloride	**4.1**	mg/L	1.0	0.60	1		02/21/26 19:16	16887-00-6	
Fluoride	ND	mg/L	0.10	0.050	1		02/21/26 19:16	16984-48-8	
Sulfate	**8.4**	mg/L	1.0	0.50	1		02/21/26 19:16	14808-79-8	
WC 6020B MET ICPMS	Analytical Method: EPA 6020B Preparation Method: EPA 3005A Pace Analytical Services - West Columbia								
Antimony	ND	mg/L	0.0020	0.00043	1	02/25/26 19:26	03/20/26 16:21	7440-36-0	
Arsenic	ND	mg/L	0.0020	0.00041	1	02/25/26 19:26	03/20/26 16:21	7440-38-2	
Barium	**0.041**	mg/L	0.0050	0.00056	1	02/25/26 19:26	03/20/26 16:21	7440-39-3	
Beryllium	ND	mg/L	0.00040	0.00015	1	02/25/26 19:26	03/20/26 16:21	7440-41-7	
Boron	**0.10**	mg/L	0.040	0.0073	1	02/25/26 19:26	03/20/26 16:21	7440-42-8	
Cadmium	ND	mg/L	0.00050	0.00010	1	02/25/26 19:26	03/20/26 16:21	7440-43-9	
Calcium	**17.9**	mg/L	0.40	0.10	1	02/25/26 19:26	03/20/26 16:21	7440-70-2	
Chromium	ND	mg/L	0.0050	0.00024	1	02/25/26 19:26	03/20/26 16:21	7440-47-3	
Cobalt	**0.0013J**	mg/L	0.0050	0.00012	1	02/25/26 19:26	03/20/26 16:21	7440-48-4	
Lead	ND	mg/L	0.0010	0.00027	1	02/25/26 19:26	03/20/26 16:21	7439-92-1	
Magnesium	**21.4**	mg/L	0.050	0.024	1	02/25/26 19:26	03/20/26 16:21	7439-95-4	
Molybdenum	**0.0059J**	mg/L	0.010	0.0020	1	02/25/26 19:26	03/20/26 16:21	7439-98-7	
Potassium	**5.9**	mg/L	0.40	0.13	1	02/25/26 19:26	03/20/26 16:21	7440-09-7	
Selenium	ND	mg/L	0.0050	0.00050	1	02/25/26 19:26	03/20/26 16:21	7782-49-2	
Sodium	**26.9**	mg/L	0.40	0.083	1	02/25/26 19:26	03/20/26 16:21	7440-23-5	
Thallium	ND	mg/L	0.00050	0.00017	1	02/25/26 19:26	03/20/26 16:21	7440-28-0	
WCOL 7470 Mercury	Analytical Method: EPA 7470A Preparation Method: EPA 7470A Pace Analytical Services - West Columbia								
Mercury	ND	mg/L	0.00020	0.000091	1	02/24/26 17:33	02/25/26 00:17	7439-97-6	

This report shall not be reproduced, except in full,
without the written consent of Pace Analytical Services, LLC.

Pace Analytical Services, LLC
9800 Kincey Ave. Suite 100
Huntersville, NC 28078
(704)875-9092

ANALYTICAL RESULTS

Project: YAT Pooled Upgradient
Pace Project No.: 92845115

Sample: YAT-YGWA-40 **Lab ID: 92845115005** Collected: 02/17/26 15:15 Received: 02/18/26 16:35 Matrix: Water

Parameters	Results	Units	Report Limit	MDL	DF	Prepared	Analyzed	CAS No.	Qual
Metals (ICPMS) 6020B	Analytical Method: EPA 6020B Preparation Method: 3015								
	Pace National - Mt. Juliet								
Lithium	**0.000828J**	mg/L	0.00200	0.000600	1	02/24/26 16:31	02/24/26 20:15	7439-93-2	J
2320B Alkalinity	Analytical Method: SM 2320B-2021								
	Pace Analytical Services - Asheville								
Alkalinity,Bicarbonate (CaCO3)	**22.1**	mg/L	5.0	5.0	1		03/03/26 12:17		
Alkalinity,Carbonate (CaCO3)	ND	mg/L	5.0	5.0	1		03/03/26 12:17		
Alkalinity, Total as CaCO3	**22.1**	mg/L	5.0	5.0	1		03/03/26 12:17		
2540C Total Dissolved Solids	Analytical Method: SM 2540C-2020								
	Pace Analytical Services - Asheville								
Total Dissolved Solids	**85.0**	mg/L	25.0	25.0	1		02/22/26 15:36		
300.0 IC Anions 28 Days	Analytical Method: EPA 300.0 Rev 2.1 1993								
	Pace Analytical Services - Asheville								
Chloride	**5.0**	mg/L	1.0	0.60	1		02/21/26 19:31	16887-00-6	
Fluoride	ND	mg/L	0.10	0.050	1		02/21/26 19:31	16984-48-8	
Sulfate	**20.5**	mg/L	1.0	0.50	1		02/21/26 19:31	14808-79-8	
WC 6020B MET ICPMS	Analytical Method: EPA 6020B Preparation Method: EPA 3005A								
	Pace Analytical Services - West Columbia								
Antimony	ND	mg/L	0.0020	0.00043	1	02/25/26 19:26	03/12/26 13:51	7440-36-0	
Arsenic	ND	mg/L	0.0020	0.00041	1	02/25/26 19:26	03/12/26 13:51	7440-38-2	
Barium	**0.034**	mg/L	0.0050	0.00056	1	02/25/26 19:26	03/12/26 13:51	7440-39-3	
Beryllium	**0.00023J**	mg/L	0.00040	0.00015	1	02/25/26 19:26	03/20/26 17:04	7440-41-7	
Boron	**0.078**	mg/L	0.040	0.0073	1	02/25/26 19:26	03/20/26 17:04	7440-42-8	
Cadmium	ND	mg/L	0.00050	0.00010	1	02/25/26 19:26	03/12/26 13:51	7440-43-9	
Calcium	**5.3**	mg/L	0.40	0.10	1	02/25/26 19:26	03/12/26 13:51	7440-70-2	
Chromium	ND	mg/L	0.0050	0.00024	1	02/25/26 19:26	03/12/26 13:51	7440-47-3	
Cobalt	**0.00015J**	mg/L	0.0050	0.00012	1	02/25/26 19:26	03/12/26 13:51	7440-48-4	
Lead	ND	mg/L	0.0010	0.00027	1	02/25/26 19:26	03/12/26 13:51	7439-92-1	
Magnesium	**3.0**	mg/L	0.050	0.024	1	02/25/26 19:26	03/12/26 13:51	7439-95-4	
Molybdenum	ND	mg/L	0.010	0.0020	1	02/25/26 19:26	03/12/26 13:51	7439-98-7	
Potassium	**2.0**	mg/L	0.40	0.13	1	02/25/26 19:26	03/12/26 13:51	7440-09-7	
Selenium	**0.00074J**	mg/L	0.0050	0.00050	1	02/25/26 19:26	03/12/26 13:51	7782-49-2	
Sodium	**10.8**	mg/L	0.40	0.083	1	02/25/26 19:26	03/12/26 13:51	7440-23-5	
Thallium	ND	mg/L	0.00050	0.00017	1	02/25/26 19:26	03/12/26 13:51	7440-28-0	
WCOL 7470 Mercury	Analytical Method: EPA 7470A Preparation Method: EPA 7470A								
	Pace Analytical Services - West Columbia								
Mercury	**0.00025**	mg/L	0.00020	0.000091	1	02/24/26 17:33	02/25/26 00:20	7439-97-6	

This report shall not be reproduced, except in full,
without the written consent of Pace Analytical Services, LLC.

Pace Analytical Services, LLC
9800 Kincey Ave. Suite 100
Huntersville, NC 28078
(704)875-9092

ANALYTICAL RESULTS

Project: YAT Pooled Upgradient
Pace Project No.: 92845115

Sample: YAT-YGWA-3D **Lab ID: 92845115006** Collected: 02/17/26 16:45 Received: 02/18/26 16:35 Matrix: Water

Parameters	Results	Units	Report Limit	MDL	DF	Prepared	Analyzed	CAS No.	Qual
Metals (ICPMS) 6020B	Analytical Method: EPA 6020B Preparation Method: 3015								
	Pace National - Mt. Juliet								
Lithium	**0.0284**	mg/L	0.00200	0.000600	1	02/24/26 16:31	02/24/26 19:37	7439-93-2	
2320B Alkalinity	Analytical Method: SM 2320B-2021								
	Pace Analytical Services - Asheville								
Alkalinity,Bicarbonate (CaCO3)	**109**	mg/L	5.0	5.0	1		03/03/26 12:31		
Alkalinity,Carbonate (CaCO3)	ND	mg/L	5.0	5.0	1		03/03/26 12:31		
Alkalinity, Total as CaCO3	**109**	mg/L	5.0	5.0	1		03/03/26 12:31		
2540C Total Dissolved Solids	Analytical Method: SM 2540C-2020								
	Pace Analytical Services - Asheville								
Total Dissolved Solids	**148**	mg/L	25.0	25.0	1		02/22/26 15:36		
300.0 IC Anions 28 Days	Analytical Method: EPA 300.0 Rev 2.1 1993								
	Pace Analytical Services - Asheville								
Chloride	**1.1**	mg/L	1.0	0.60	1		02/21/26 19:46	16887-00-6	
Fluoride	**0.43**	mg/L	0.10	0.050	1		02/21/26 19:46	16984-48-8	
Sulfate	**8.4**	mg/L	1.0	0.50	1		02/21/26 19:46	14808-79-8	
WC 6020B MET ICPMS	Analytical Method: EPA 6020B Preparation Method: EPA 3005A								
	Pace Analytical Services - West Columbia								
Antimony	**0.00089J**	mg/L	0.0020	0.00043	1	02/25/26 19:26	03/12/26 14:07	7440-36-0	
Arsenic	ND	mg/L	0.0020	0.00041	1	02/25/26 19:26	03/12/26 14:07	7440-38-2	
Barium	**0.0048J**	mg/L	0.0050	0.00056	1	02/25/26 19:26	03/12/26 14:07	7440-39-3	
Beryllium	ND	mg/L	0.00040	0.00015	1	02/25/26 19:26	03/20/26 17:47	7440-41-7	
Boron	ND	mg/L	0.040	0.0073	1	02/25/26 19:26	03/20/26 17:47	7440-42-8	
Cadmium	ND	mg/L	0.00050	0.00010	1	02/25/26 19:26	03/12/26 14:07	7440-43-9	
Calcium	**30.7**	mg/L	0.40	0.10	1	02/25/26 19:26	03/12/26 14:07	7440-70-2	
Chromium	ND	mg/L	0.0050	0.00024	1	02/25/26 19:26	03/12/26 14:07	7440-47-3	
Cobalt	ND	mg/L	0.0050	0.00012	1	02/25/26 19:26	03/12/26 14:07	7440-48-4	
Lead	ND	mg/L	0.0010	0.00027	1	02/25/26 19:26	03/12/26 14:07	7439-92-1	
Magnesium	**3.8**	mg/L	0.050	0.024	1	02/25/26 19:26	03/12/26 14:07	7439-95-4	
Molybdenum	**0.010**	mg/L	0.010	0.0020	1	02/25/26 19:26	03/12/26 14:07	7439-98-7	
Potassium	**3.7**	mg/L	0.40	0.13	1	02/25/26 19:26	03/12/26 14:07	7440-09-7	
Selenium	ND	mg/L	0.0050	0.00050	1	02/25/26 19:26	03/12/26 14:07	7782-49-2	
Sodium	**10.4**	mg/L	0.40	0.083	1	02/25/26 19:26	03/12/26 14:07	7440-23-5	
Thallium	ND	mg/L	0.00050	0.00017	1	02/25/26 19:26	03/12/26 14:07	7440-28-0	
WCOL 7470 Mercury	Analytical Method: EPA 7470A Preparation Method: EPA 7470A								
	Pace Analytical Services - West Columbia								
Mercury	ND	mg/L	0.00020	0.000091	1	02/24/26 17:33	02/25/26 00:22	7439-97-6	

This report shall not be reproduced, except in full,
without the written consent of Pace Analytical Services, LLC.

Pace Analytical Services, LLC
9800 Kincey Ave. Suite 100
Huntersville, NC 28078
(704)875-9092

ANALYTICAL RESULTS

Project: YAT Pooled Upgradient
Pace Project No.: 92845115

Sample: YAT-UGRD-FB-2 **Lab ID: 92845115007** Collected: 02/17/26 12:20 Received: 02/18/26 16:35 Matrix: Water

Parameters	Results	Units	Report Limit	MDL	DF	Prepared	Analyzed	CAS No.	Qual
Metals (ICPMS) 6020B	Analytical Method: EPA 6020B Preparation Method: 3015								
	Pace National - Mt. Juliet								
Lithium	ND	mg/L	0.00200	0.000600	1	02/24/26 16:31	02/24/26 20:18	7439-93-2	
2320B Alkalinity	Analytical Method: SM 2320B-2021								
	Pace Analytical Services - Asheville								
Alkalinity,Bicarbonate (CaCO3)	ND	mg/L	5.0	5.0	1		03/03/26 12:39		
Alkalinity,Carbonate (CaCO3)	ND	mg/L	5.0	5.0	1		03/03/26 12:39		
Alkalinity, Total as CaCO3	ND	mg/L	5.0	5.0	1		03/03/26 12:39		
2540C Total Dissolved Solids	Analytical Method: SM 2540C-2020								
	Pace Analytical Services - Asheville								
Total Dissolved Solids	ND	mg/L	25.0	25.0	1		02/22/26 15:36		
300.0 IC Anions 28 Days	Analytical Method: EPA 300.0 Rev 2.1 1993								
	Pace Analytical Services - Asheville								
Chloride	ND	mg/L	1.0	0.60	1		02/21/26 15:02	16887-00-6	
Fluoride	ND	mg/L	0.10	0.050	1		02/21/26 15:02	16984-48-8	
Sulfate	ND	mg/L	1.0	0.50	1		02/21/26 15:02	14808-79-8	
WC 6020B MET ICPMS	Analytical Method: EPA 6020B Preparation Method: EPA 3005A								
	Pace Analytical Services - West Columbia								
Antimony	**0.00057J**	mg/L	0.0020	0.00043	1	02/25/26 19:26	03/12/26 14:10	7440-36-0	
Arsenic	ND	mg/L	0.0020	0.00041	1	02/25/26 19:26	03/12/26 14:10	7440-38-2	
Barium	ND	mg/L	0.0050	0.00056	1	02/25/26 19:26	03/12/26 14:10	7440-39-3	
Beryllium	ND	mg/L	0.00040	0.00015	1	02/25/26 19:26	03/20/26 17:56	7440-41-7	
Boron	ND	mg/L	0.040	0.0073	1	02/25/26 19:26	03/20/26 17:56	7440-42-8	
Cadmium	ND	mg/L	0.00050	0.00010	1	02/25/26 19:26	03/12/26 14:10	7440-43-9	
Calcium	ND	mg/L	0.40	0.10	1	02/25/26 19:26	03/12/26 14:10	7440-70-2	
Chromium	ND	mg/L	0.0050	0.00024	1	02/25/26 19:26	03/12/26 14:10	7440-47-3	
Cobalt	ND	mg/L	0.0050	0.00012	1	02/25/26 19:26	03/12/26 14:10	7440-48-4	
Lead	ND	mg/L	0.0010	0.00027	1	02/25/26 19:26	03/12/26 14:10	7439-92-1	
Magnesium	ND	mg/L	0.050	0.024	1	02/25/26 19:26	03/12/26 14:10	7439-95-4	
Molybdenum	ND	mg/L	0.010	0.0020	1	02/25/26 19:26	03/12/26 14:10	7439-98-7	
Potassium	ND	mg/L	0.40	0.13	1	02/25/26 19:26	03/12/26 14:10	7440-09-7	
Selenium	ND	mg/L	0.0050	0.00050	1	02/25/26 19:26	03/12/26 14:10	7782-49-2	
Sodium	ND	mg/L	0.40	0.083	1	02/25/26 19:26	03/12/26 14:10	7440-23-5	
Thallium	ND	mg/L	0.00050	0.00017	1	02/25/26 19:26	03/12/26 14:10	7440-28-0	
WCOL 7470 Mercury	Analytical Method: EPA 7470A Preparation Method: EPA 7470A								
	Pace Analytical Services - West Columbia								
Mercury	ND	mg/L	0.00020	0.000091	1	02/24/26 17:33	02/25/26 00:25	7439-97-6	

This report shall not be reproduced, except in full,
without the written consent of Pace Analytical Services, LLC.

Pace Analytical Services, LLC
9800 Kincey Ave. Suite 100
Huntersville, NC 28078
(704)875-9092

ANALYTICAL RESULTS

Project: YAT Pooled Upgradient
Pace Project No.: 92845115

Sample: YAT-UGRD-FD-2 **Lab ID: 92845115008** Collected: 02/17/26 00:00 Received: 02/18/26 16:35 Matrix: Water

Parameters	Results	Units	Report Limit	MDL	DF	Prepared	Analyzed	CAS No.	Qual
Metals (ICPMS) 6020B	Analytical Method: EPA 6020B Preparation Method: 3015 Pace National - Mt. Juliet								
Lithium	**0.00198J**	mg/L	0.00200	0.000600	1	02/24/26 16:31	02/24/26 20:21	7439-93-2	J
2320B Alkalinity	Analytical Method: SM 2320B-2021 Pace Analytical Services - Asheville								
Alkalinity,Bicarbonate (CaCO3)	**10.6**	mg/L	5.0	5.0	1		03/03/26 12:42		
Alkalinity,Carbonate (CaCO3)	ND	mg/L	5.0	5.0	1		03/03/26 12:42		
Alkalinity, Total as CaCO3	**10.6**	mg/L	5.0	5.0	1		03/03/26 12:42		
2540C Total Dissolved Solids	Analytical Method: SM 2540C-2020 Pace Analytical Services - Asheville								
Total Dissolved Solids	**54.0**	mg/L	25.0	25.0	1		02/22/26 15:36		
300.0 IC Anions 28 Days	Analytical Method: EPA 300.0 Rev 2.1 1993 Pace Analytical Services - Asheville								
Chloride	**6.9**	mg/L	1.0	0.60	1		02/21/26 20:01	16887-00-6	
Fluoride	ND	mg/L	0.10	0.050	1		02/21/26 20:01	16984-48-8	
Sulfate	**0.72J**	mg/L	1.0	0.50	1		02/21/26 20:01	14808-79-8	
WC 6020B MET ICPMS	Analytical Method: EPA 6020B Preparation Method: EPA 3005A Pace Analytical Services - West Columbia								
Antimony	ND	mg/L	0.0020	0.00043	1	02/25/26 19:26	03/12/26 14:19	7440-36-0	
Arsenic	ND	mg/L	0.0020	0.00041	1	02/25/26 19:26	03/12/26 14:19	7440-38-2	
Barium	**0.012**	mg/L	0.0050	0.00056	1	02/25/26 19:26	03/12/26 14:19	7440-39-3	
Beryllium	ND	mg/L	0.00040	0.00015	1	02/25/26 19:26	03/20/26 18:05	7440-41-7	
Boron	ND	mg/L	0.040	0.0073	1	02/25/26 19:26	03/20/26 18:05	7440-42-8	
Cadmium	ND	mg/L	0.00050	0.00010	1	02/25/26 19:26	03/12/26 14:19	7440-43-9	
Calcium	**0.69**	mg/L	0.40	0.10	1	02/25/26 19:26	03/12/26 14:19	7440-70-2	
Chromium	**0.0011J**	mg/L	0.0050	0.00024	1	02/25/26 19:26	03/12/26 14:19	7440-47-3	
Cobalt	ND	mg/L	0.0050	0.00012	1	02/25/26 19:26	03/12/26 14:19	7440-48-4	
Lead	ND	mg/L	0.0010	0.00027	1	02/25/26 19:26	03/12/26 14:19	7439-92-1	
Magnesium	**0.82**	mg/L	0.050	0.024	1	02/25/26 19:26	03/12/26 14:19	7439-95-4	
Molybdenum	ND	mg/L	0.010	0.0020	1	02/25/26 19:26	03/12/26 14:19	7439-98-7	
Potassium	**0.48**	mg/L	0.40	0.13	1	02/25/26 19:26	03/12/26 14:19	7440-09-7	
Selenium	ND	mg/L	0.0050	0.00050	1	02/25/26 19:26	03/12/26 14:19	7782-49-2	
Sodium	**8.9**	mg/L	0.40	0.083	1	02/25/26 19:26	03/12/26 14:19	7440-23-5	
Thallium	ND	mg/L	0.00050	0.00017	1	02/25/26 19:26	03/12/26 14:19	7440-28-0	
WCOL 7470 Mercury	Analytical Method: EPA 7470A Preparation Method: EPA 7470A Pace Analytical Services - West Columbia								
Mercury	ND	mg/L	0.00020	0.000091	1	02/24/26 17:33	02/25/26 00:32	7439-97-6	

This report shall not be reproduced, except in full,
without the written consent of Pace Analytical Services, LLC.

Pace Analytical Services, LLC
9800 Kincey Ave. Suite 100
Huntersville, NC 28078
(704)875-9092

ANALYTICAL RESULTS

Project: YAT Pooled Upgradient
Pace Project No.: 92845115

Sample: YAT-YGWA-1I **Lab ID: 92845115009** Collected: 02/17/26 10:40 Received: 02/18/26 16:35 Matrix: Water

Parameters	Results	Units	Report Limit	MDL	DF	Prepared	Analyzed	CAS No.	Qual
Metals (ICPMS) 6020B	Analytical Method: EPA 6020B Preparation Method: 3015								
	Pace National - Mt. Juliet								
Lithium	**0.00348**	mg/L	0.00200	0.000600	1	02/24/26 16:31	02/24/26 20:25	7439-93-2	
2320B Alkalinity	Analytical Method: SM 2320B-2021								
	Pace Analytical Services - Asheville								
Alkalinity,Bicarbonate (CaCO3)	**15.9**	mg/L	5.0	5.0	1		03/03/26 12:47		
Alkalinity,Carbonate (CaCO3)	ND	mg/L	5.0	5.0	1		03/03/26 12:47		
Alkalinity, Total as CaCO3	**15.9**	mg/L	5.0	5.0	1		03/03/26 12:47		
2540C Total Dissolved Solids	Analytical Method: SM 2540C-2020								
	Pace Analytical Services - Asheville								
Total Dissolved Solids	**51.0**	mg/L	25.0	25.0	1		02/22/26 15:37		
300.0 IC Anions 28 Days	Analytical Method: EPA 300.0 Rev 2.1 1993								
	Pace Analytical Services - Asheville								
Chloride	**1.3**	mg/L	1.0	0.60	1		02/21/26 20:46	16887-00-6	
Fluoride	ND	mg/L	0.10	0.050	1		02/21/26 20:46	16984-48-8	
Sulfate	**4.4**	mg/L	1.0	0.50	1		02/21/26 20:46	14808-79-8	
WC 6020B MET ICPMS	Analytical Method: EPA 6020B Preparation Method: EPA 3005A								
	Pace Analytical Services - West Columbia								
Antimony	ND	mg/L	0.0020	0.00043	1	02/25/26 19:26	03/12/26 14:22	7440-36-0	
Arsenic	ND	mg/L	0.0020	0.00041	1	02/25/26 19:26	03/12/26 14:22	7440-38-2	
Barium	**0.0084**	mg/L	0.0050	0.00056	1	02/25/26 19:26	03/12/26 14:22	7440-39-3	
Beryllium	ND	mg/L	0.00040	0.00015	1	02/25/26 19:26	03/20/26 18:31	7440-41-7	
Boron	ND	mg/L	0.040	0.0073	1	02/25/26 19:26	03/20/26 18:31	7440-42-8	
Cadmium	ND	mg/L	0.00050	0.00010	1	02/25/26 19:26	03/12/26 14:22	7440-43-9	
Calcium	**1.7**	mg/L	0.40	0.10	1	02/25/26 19:26	03/12/26 14:22	7440-70-2	
Chromium	**0.00046J**	mg/L	0.0050	0.00024	1	02/25/26 19:26	03/12/26 14:22	7440-47-3	
Cobalt	**0.0020J**	mg/L	0.0050	0.00012	1	02/25/26 19:26	03/12/26 14:22	7440-48-4	
Lead	ND	mg/L	0.0010	0.00027	1	02/25/26 19:26	03/12/26 14:22	7439-92-1	
Magnesium	**1.5**	mg/L	0.050	0.024	1	02/25/26 19:26	03/12/26 14:22	7439-95-4	
Molybdenum	**0.0033J**	mg/L	0.010	0.0020	1	02/25/26 19:26	03/12/26 14:22	7439-98-7	
Potassium	**2.1**	mg/L	0.40	0.13	1	02/25/26 19:26	03/12/26 14:22	7440-09-7	
Selenium	ND	mg/L	0.0050	0.00050	1	02/25/26 19:26	03/12/26 14:22	7782-49-2	
Sodium	**5.0**	mg/L	0.40	0.083	1	02/25/26 19:26	03/12/26 14:22	7440-23-5	
Thallium	ND	mg/L	0.00050	0.00017	1	02/25/26 19:26	03/12/26 14:22	7440-28-0	
WCOL 7470 Mercury	Analytical Method: EPA 7470A Preparation Method: EPA 7470A								
	Pace Analytical Services - West Columbia								
Mercury	ND	mg/L	0.00020	0.000091	1	02/24/26 17:33	02/25/26 00:35	7439-97-6	

This report shall not be reproduced, except in full,
without the written consent of Pace Analytical Services, LLC.

Pace Analytical Services, LLC
9800 Kincey Ave. Suite 100
Huntersville, NC 28078
(704)875-9092

ANALYTICAL RESULTS

Project: YAT Pooled Upgradient
Pace Project No.: 92845115

Sample: YAT-YGWA-1D **Lab ID: 92845115010** Collected: 02/17/26 12:20 Received: 02/18/26 16:35 Matrix: Water

Parameters	Results	Units	Report Limit	MDL	DF	Prepared	Analyzed	CAS No.	Qual
Metals (ICPMS) 6020B	Analytical Method: EPA 6020B Preparation Method: 3015 Pace National - Mt. Juliet								
Lithium	**0.00818**	mg/L	0.00200	0.000600	1	02/24/26 16:31	02/24/26 20:28	7439-93-2	
2320B Alkalinity	Analytical Method: SM 2320B-2021 Pace Analytical Services - Asheville								
Alkalinity,Bicarbonate (CaCO3)	**59.8**	mg/L	5.0	5.0	1		03/03/26 12:52		
Alkalinity,Carbonate (CaCO3)	ND	mg/L	5.0	5.0	1		03/03/26 12:52		
Alkalinity, Total as CaCO3	**59.8**	mg/L	5.0	5.0	1		03/03/26 12:52		
2540C Total Dissolved Solids	Analytical Method: SM 2540C-2020 Pace Analytical Services - Asheville								
Total Dissolved Solids	**113**	mg/L	25.0	25.0	1		02/22/26 15:37		
300.0 IC Anions 28 Days	Analytical Method: EPA 300.0 Rev 2.1 1993 Pace Analytical Services - Asheville								
Chloride	**1.1**	mg/L	1.0	0.60	1		02/21/26 21:01	16887-00-6	
Fluoride	**0.061J**	mg/L	0.10	0.050	1		02/21/26 21:01	16984-48-8	
Sulfate	**11.5**	mg/L	1.0	0.50	1		02/21/26 21:01	14808-79-8	
WC 6020B MET ICPMS	Analytical Method: EPA 6020B Preparation Method: EPA 3005A Pace Analytical Services - West Columbia								
Antimony	ND	mg/L	0.0020	0.00043	1	02/25/26 19:26	03/12/26 14:26	7440-36-0	
Arsenic	**0.00063J**	mg/L	0.0020	0.00041	1	02/25/26 19:26	03/12/26 14:26	7440-38-2	
Barium	**0.0064**	mg/L	0.0050	0.00056	1	02/25/26 19:26	03/12/26 14:26	7440-39-3	
Beryllium	ND	mg/L	0.00040	0.00015	1	02/25/26 19:26	03/20/26 18:39	7440-41-7	
Boron	ND	mg/L	0.040	0.0073	1	02/25/26 19:26	03/20/26 18:39	7440-42-8	
Cadmium	ND	mg/L	0.00050	0.00010	1	02/25/26 19:26	03/12/26 14:26	7440-43-9	
Calcium	**15.5**	mg/L	0.40	0.10	1	02/25/26 19:26	03/12/26 14:26	7440-70-2	
Chromium	**0.00025J**	mg/L	0.0050	0.00024	1	02/25/26 19:26	03/12/26 14:26	7440-47-3	
Cobalt	**0.00040J**	mg/L	0.0050	0.00012	1	02/25/26 19:26	03/12/26 14:26	7440-48-4	
Lead	ND	mg/L	0.0010	0.00027	1	02/25/26 19:26	03/12/26 14:26	7439-92-1	
Magnesium	**2.0**	mg/L	0.050	0.024	1	02/25/26 19:26	03/12/26 14:26	7439-95-4	
Molybdenum	**0.0091J**	mg/L	0.010	0.0020	1	02/25/26 19:26	03/12/26 14:26	7439-98-7	
Potassium	**3.9**	mg/L	0.40	0.13	1	02/25/26 19:26	03/12/26 14:26	7440-09-7	
Selenium	ND	mg/L	0.0050	0.00050	1	02/25/26 19:26	03/12/26 14:26	7782-49-2	
Sodium	**11.0**	mg/L	0.40	0.083	1	02/25/26 19:26	03/12/26 14:26	7440-23-5	
Thallium	ND	mg/L	0.00050	0.00017	1	02/25/26 19:26	03/12/26 14:26	7440-28-0	
WCOL 7470 Mercury	Analytical Method: EPA 7470A Preparation Method: EPA 7470A Pace Analytical Services - West Columbia								
Mercury	**0.00011J**	mg/L	0.00020	0.000091	1	02/24/26 17:33	02/25/26 00:38	7439-97-6	

This report shall not be reproduced, except in full,
without the written consent of Pace Analytical Services, LLC.

Pace Analytical Services, LLC
9800 Kincey Ave. Suite 100
Huntersville, NC 28078
(704)875-9092

ANALYTICAL RESULTS

Project: YAT Pooled Upgradient
Pace Project No.: 92845115

Sample: YAT-YGWA-2I **Lab ID: 92845115011** Collected: 02/17/26 15:00 Received: 02/18/26 16:35 Matrix: Water

Parameters	Results	Units	Report Limit	MDL	DF	Prepared	Analyzed	CAS No.	Qual
Metals (ICPMS) 6020B	Analytical Method: EPA 6020B Preparation Method: 3015								
	Pace National - Mt. Juliet								
Lithium	**0.00349**	mg/L	0.00200	0.000600	1	02/24/26 16:31	02/24/26 20:31	7439-93-2	
2320B Alkalinity	Analytical Method: SM 2320B-2021								
	Pace Analytical Services - Asheville								
Alkalinity,Bicarbonate (CaCO3)	**78.7**	mg/L	5.0	5.0	1		03/03/26 12:58		
Alkalinity,Carbonate (CaCO3)	ND	mg/L	5.0	5.0	1		03/03/26 12:58		
Alkalinity, Total as CaCO3	**78.7**	mg/L	5.0	5.0	1		03/03/26 12:58		
2540C Total Dissolved Solids	Analytical Method: SM 2540C-2020								
	Pace Analytical Services - Asheville								
Total Dissolved Solids	**167**	mg/L	25.0	25.0	1		02/22/26 15:37		
300.0 IC Anions 28 Days	Analytical Method: EPA 300.0 Rev 2.1 1993								
	Pace Analytical Services - Asheville								
Chloride	**1.1**	mg/L	1.0	0.60	1		02/21/26 21:16	16887-00-6	
Fluoride	**0.084J**	mg/L	0.10	0.050	1		02/21/26 21:16	16984-48-8	
Sulfate	**21.8**	mg/L	1.0	0.50	1		02/21/26 21:16	14808-79-8	
WC 6020B MET ICPMS	Analytical Method: EPA 6020B Preparation Method: EPA 3005A								
	Pace Analytical Services - West Columbia								
Antimony	**0.00063J**	mg/L	0.0020	0.00043	1	02/25/26 19:26	03/12/26 14:29	7440-36-0	
Arsenic	ND	mg/L	0.0020	0.00041	1	02/25/26 19:26	03/12/26 14:29	7440-38-2	
Barium	**0.0048J**	mg/L	0.0050	0.00056	1	02/25/26 19:26	03/12/26 14:29	7440-39-3	
Beryllium	ND	mg/L	0.00040	0.00015	1	02/25/26 19:26	03/20/26 18:48	7440-41-7	
Boron	ND	mg/L	0.040	0.0073	1	02/25/26 19:26	03/20/26 18:48	7440-42-8	
Cadmium	ND	mg/L	0.00050	0.00010	1	02/25/26 19:26	03/12/26 14:29	7440-43-9	
Calcium	**27.5**	mg/L	0.40	0.10	1	02/25/26 19:26	03/12/26 14:29	7440-70-2	
Chromium	**0.00029J**	mg/L	0.0050	0.00024	1	02/25/26 19:26	03/12/26 14:29	7440-47-3	
Cobalt	ND	mg/L	0.0050	0.00012	1	02/25/26 19:26	03/12/26 14:29	7440-48-4	
Lead	ND	mg/L	0.0010	0.00027	1	02/25/26 19:26	03/12/26 14:29	7439-92-1	
Magnesium	**4.5**	mg/L	0.050	0.024	1	02/25/26 19:26	03/12/26 14:29	7439-95-4	
Molybdenum	**0.0075J**	mg/L	0.010	0.0020	1	02/25/26 19:26	03/12/26 14:29	7439-98-7	
Potassium	**5.4**	mg/L	0.40	0.13	1	02/25/26 19:26	03/12/26 14:29	7440-09-7	
Selenium	ND	mg/L	0.0050	0.00050	1	02/25/26 19:26	03/12/26 14:29	7782-49-2	
Sodium	**9.7**	mg/L	0.40	0.083	1	02/25/26 19:26	03/12/26 14:29	7440-23-5	
Thallium	ND	mg/L	0.00050	0.00017	1	02/25/26 19:26	03/12/26 14:29	7440-28-0	
WCOL 7470 Mercury	Analytical Method: EPA 7470A Preparation Method: EPA 7470A								
	Pace Analytical Services - West Columbia								
Mercury	ND	mg/L	0.00020	0.000091	1	02/24/26 17:33	02/25/26 00:45	7439-97-6	

This report shall not be reproduced, except in full,
without the written consent of Pace Analytical Services, LLC.

Pace Analytical Services, LLC
9800 Kincey Ave. Suite 100
Huntersville, NC 28078
(704)875-9092

ANALYTICAL RESULTS

Project: YAT Pooled Upgradient
Pace Project No.: 92845115

Sample: YAT-YGWA-3I **Lab ID: 92845115012** Collected: 02/17/26 16:55 Received: 02/18/26 16:35 Matrix: Water

Parameters	Results	Units	Report Limit	MDL	DF	Prepared	Analyzed	CAS No.	Qual
Metals (ICPMS) 6020B	Analytical Method: EPA 6020B Preparation Method: 3015								
	Pace National - Mt. Juliet								
Lithium	**0.0246**	mg/L	0.00200	0.000600	1	02/24/26 16:31	02/24/26 20:34	7439-93-2	
2320B Alkalinity	Analytical Method: SM 2320B-2021								
	Pace Analytical Services - Asheville								
Alkalinity,Bicarbonate (CaCO3)	**86.7**	mg/L	5.0	5.0	1		03/03/26 13:05		
Alkalinity,Carbonate (CaCO3)	ND	mg/L	5.0	5.0	1		03/03/26 13:05		
Alkalinity, Total as CaCO3	**86.7**	mg/L	5.0	5.0	1		03/03/26 13:05		
2540C Total Dissolved Solids	Analytical Method: SM 2540C-2020								
	Pace Analytical Services - Asheville								
Total Dissolved Solids	**139**	mg/L	25.0	25.0	1		02/22/26 15:37		
300.0 IC Anions 28 Days	Analytical Method: EPA 300.0 Rev 2.1 1993								
	Pace Analytical Services - Asheville								
Chloride	**1.1**	mg/L	1.0	0.60	1		02/21/26 21:30	16887-00-6	
Fluoride	**0.092J**	mg/L	0.10	0.050	1		02/21/26 21:30	16984-48-8	
Sulfate	**13.8**	mg/L	1.0	0.50	1		02/21/26 21:30	14808-79-8	
WC 6020B MET ICPMS	Analytical Method: EPA 6020B Preparation Method: EPA 3005A								
	Pace Analytical Services - West Columbia								
Antimony	ND	mg/L	0.0020	0.00043	1	02/25/26 19:26	03/12/26 14:32	7440-36-0	
Arsenic	ND	mg/L	0.0020	0.00041	1	02/25/26 19:26	03/12/26 14:32	7440-38-2	
Barium	**0.0031J**	mg/L	0.0050	0.00056	1	02/25/26 19:26	03/12/26 14:32	7440-39-3	
Beryllium	ND	mg/L	0.00040	0.00015	1	02/25/26 19:26	03/20/26 18:56	7440-41-7	
Boron	ND	mg/L	0.040	0.0073	1	02/25/26 19:26	03/20/26 18:56	7440-42-8	
Cadmium	ND	mg/L	0.00050	0.00010	1	02/25/26 19:26	03/12/26 14:32	7440-43-9	
Calcium	**23.1**	mg/L	0.40	0.10	1	02/25/26 19:26	03/12/26 14:32	7440-70-2	
Chromium	**0.00028J**	mg/L	0.0050	0.00024	1	02/25/26 19:26	03/12/26 14:32	7440-47-3	
Cobalt	ND	mg/L	0.0050	0.00012	1	02/25/26 19:26	03/12/26 14:32	7440-48-4	
Lead	ND	mg/L	0.0010	0.00027	1	02/25/26 19:26	03/12/26 14:32	7439-92-1	
Magnesium	**5.5**	mg/L	0.050	0.024	1	02/25/26 19:26	03/12/26 14:32	7439-95-4	
Molybdenum	**0.0060J**	mg/L	0.010	0.0020	1	02/25/26 19:26	03/12/26 14:32	7439-98-7	
Potassium	**5.0**	mg/L	0.40	0.13	1	02/25/26 19:26	03/12/26 14:32	7440-09-7	
Selenium	ND	mg/L	0.0050	0.00050	1	02/25/26 19:26	03/12/26 14:32	7782-49-2	
Sodium	**9.8**	mg/L	0.40	0.083	1	02/25/26 19:26	03/12/26 14:32	7440-23-5	
Thallium	ND	mg/L	0.00050	0.00017	1	02/25/26 19:26	03/12/26 14:32	7440-28-0	
WCOL 7470 Mercury	Analytical Method: EPA 7470A Preparation Method: EPA 7470A								
	Pace Analytical Services - West Columbia								
Mercury	ND	mg/L	0.00020	0.000091	1	02/24/26 17:33	02/25/26 00:48	7439-97-6	

This report shall not be reproduced, except in full,
without the written consent of Pace Analytical Services, LLC.

Pace Analytical Services, LLC
9800 Kincey Ave. Suite 100
Huntersville, NC 28078
(704)875-9092

ANALYTICAL RESULTS

Project: YAT Pooled Upgradient
Pace Project No.: 92845115

Sample: YAT-UGRD-EB-1 **Lab ID: 92845115013** Collected: 02/17/26 15:30 Received: 02/18/26 16:35 Matrix: Water

Parameters	Results	Units	Report Limit	MDL	DF	Prepared	Analyzed	CAS No.	Qual
Metals (ICPMS) 6020B	Analytical Method: EPA 6020B Preparation Method: 3015								
	Pace National - Mt. Juliet								
Lithium	ND	mg/L	0.00200	0.000600	1	02/24/26 16:31	02/24/26 20:38	7439-93-2	
2320B Alkalinity	Analytical Method: SM 2320B-2021								
	Pace Analytical Services - Asheville								
Alkalinity,Bicarbonate (CaCO3)	ND	mg/L	5.0	5.0	1		03/03/26 13:12		
Alkalinity,Carbonate (CaCO3)	ND	mg/L	5.0	5.0	1		03/03/26 13:12		
Alkalinity, Total as CaCO3	ND	mg/L	5.0	5.0	1		03/03/26 13:12		
2540C Total Dissolved Solids	Analytical Method: SM 2540C-2020								
	Pace Analytical Services - Asheville								
Total Dissolved Solids	ND	mg/L	25.0	25.0	1		02/22/26 15:37		
300.0 IC Anions 28 Days	Analytical Method: EPA 300.0 Rev 2.1 1993								
	Pace Analytical Services - Asheville								
Chloride	ND	mg/L	1.0	0.60	1		02/21/26 14:20	16887-00-6	
Fluoride	ND	mg/L	0.10	0.050	1		02/21/26 14:20	16984-48-8	
Sulfate	ND	mg/L	1.0	0.50	1		02/21/26 14:20	14808-79-8	
WC 6020B MET ICPMS	Analytical Method: EPA 6020B Preparation Method: EPA 3005A								
	Pace Analytical Services - West Columbia								
Antimony	**0.00054J**	mg/L	0.0020	0.00043	1	02/25/26 19:26	03/12/26 14:35	7440-36-0	
Arsenic	ND	mg/L	0.0020	0.00041	1	02/25/26 19:26	03/12/26 14:35	7440-38-2	
Barium	ND	mg/L	0.0050	0.00056	1	02/25/26 19:26	03/12/26 14:35	7440-39-3	
Beryllium	ND	mg/L	0.00040	0.00015	1	02/25/26 19:26	03/20/26 19:05	7440-41-7	
Boron	ND	mg/L	0.040	0.0073	1	02/25/26 19:26	03/20/26 19:05	7440-42-8	
Cadmium	ND	mg/L	0.00050	0.00010	1	02/25/26 19:26	03/12/26 14:35	7440-43-9	
Calcium	ND	mg/L	0.40	0.10	1	02/25/26 19:26	03/12/26 14:35	7440-70-2	
Chromium	**0.00030J**	mg/L	0.0050	0.00024	1	02/25/26 19:26	03/12/26 14:35	7440-47-3	
Cobalt	ND	mg/L	0.0050	0.00012	1	02/25/26 19:26	03/12/26 14:35	7440-48-4	
Lead	ND	mg/L	0.0010	0.00027	1	02/25/26 19:26	03/12/26 14:35	7439-92-1	
Magnesium	ND	mg/L	0.050	0.024	1	02/25/26 19:26	03/12/26 14:35	7439-95-4	
Molybdenum	ND	mg/L	0.010	0.0020	1	02/25/26 19:26	03/12/26 14:35	7439-98-7	
Potassium	ND	mg/L	0.40	0.13	1	02/25/26 19:26	03/12/26 14:35	7440-09-7	
Selenium	ND	mg/L	0.0050	0.00050	1	02/25/26 19:26	03/12/26 14:35	7782-49-2	
Sodium	ND	mg/L	0.40	0.083	1	02/25/26 19:26	03/12/26 14:35	7440-23-5	
Thallium	ND	mg/L	0.00050	0.00017	1	02/25/26 19:26	03/12/26 14:35	7440-28-0	
WCOL 7470 Mercury	Analytical Method: EPA 7470A Preparation Method: EPA 7470A								
	Pace Analytical Services - West Columbia								
Mercury	ND	mg/L	0.00020	0.000091	1	02/24/26 17:33	02/25/26 00:50	7439-97-6	

This report shall not be reproduced, except in full,
without the written consent of Pace Analytical Services, LLC.

Pace Analytical Services, LLC
9800 Kincey Ave. Suite 100
Huntersville, NC 28078
(704)875-9092

ANALYTICAL RESULTS

Project: YAT Pooled Upgradient
Pace Project No.: 92845115

Sample: YAT-UGRD-FD-1 **Lab ID: 92845115014** Collected: 02/17/26 00:00 Received: 02/18/26 16:35 Matrix: Water

Parameters	Results	Units	Report Limit	MDL	DF	Prepared	Analyzed	CAS No.	Qual
Metals (ICPMS) 6020B	Analytical Method: EPA 6020B Preparation Method: 3015 Pace National - Mt. Juliet								
Lithium	**0.00355**	mg/L	0.00200	0.000600	1	02/24/26 16:31	02/24/26 20:41	7439-93-2	
2320B Alkalinity	Analytical Method: SM 2320B-2021 Pace Analytical Services - Asheville								
Alkalinity,Bicarbonate (CaCO3)	**15.8**	mg/L	5.0	5.0	1		03/03/26 13:16		
Alkalinity,Carbonate (CaCO3)	ND	mg/L	5.0	5.0	1		03/03/26 13:16		
Alkalinity, Total as CaCO3	**15.8**	mg/L	5.0	5.0	1		03/03/26 13:16		
2540C Total Dissolved Solids	Analytical Method: SM 2540C-2020 Pace Analytical Services - Asheville								
Total Dissolved Solids	**55.0**	mg/L	25.0	25.0	1		02/22/26 15:38		
300.0 IC Anions 28 Days	Analytical Method: EPA 300.0 Rev 2.1 1993 Pace Analytical Services - Asheville								
Chloride	**1.5**	mg/L	1.0	0.60	1		02/21/26 15:47	16887-00-6	
Fluoride	**0.058J**	mg/L	0.10	0.050	1		02/21/26 15:47	16984-48-8	
Sulfate	**4.5**	mg/L	1.0	0.50	1		02/21/26 15:47	14808-79-8	
WC 6020B MET ICPMS	Analytical Method: EPA 6020B Preparation Method: EPA 3005A Pace Analytical Services - West Columbia								
Antimony	**0.00051J**	mg/L	0.0020	0.00043	1	02/25/26 19:26	03/12/26 14:38	7440-36-0	
Arsenic	ND	mg/L	0.0020	0.00041	1	02/25/26 19:26	03/12/26 14:38	7440-38-2	
Barium	**0.0083**	mg/L	0.0050	0.00056	1	02/25/26 19:26	03/12/26 14:38	7440-39-3	
Beryllium	ND	mg/L	0.00040	0.00015	1	02/25/26 19:26	03/20/26 19:14	7440-41-7	
Boron	ND	mg/L	0.040	0.0073	1	02/25/26 19:26	03/20/26 19:14	7440-42-8	
Cadmium	ND	mg/L	0.00050	0.00010	1	02/25/26 19:26	03/12/26 14:38	7440-43-9	
Calcium	**1.9**	mg/L	0.40	0.10	1	02/25/26 19:26	03/12/26 14:38	7440-70-2	
Chromium	**0.00048J**	mg/L	0.0050	0.00024	1	02/25/26 19:26	03/12/26 14:38	7440-47-3	
Cobalt	**0.0020J**	mg/L	0.0050	0.00012	1	02/25/26 19:26	03/12/26 14:38	7440-48-4	
Lead	ND	mg/L	0.0010	0.00027	1	02/25/26 19:26	03/12/26 14:38	7439-92-1	
Magnesium	**1.5**	mg/L	0.050	0.024	1	02/25/26 19:26	03/12/26 14:38	7439-95-4	
Molybdenum	**0.0032J**	mg/L	0.010	0.0020	1	02/25/26 19:26	03/12/26 14:38	7439-98-7	
Potassium	**2.1**	mg/L	0.40	0.13	1	02/25/26 19:26	03/12/26 14:38	7440-09-7	
Selenium	ND	mg/L	0.0050	0.00050	1	02/25/26 19:26	03/12/26 14:38	7782-49-2	
Sodium	**5.0**	mg/L	0.40	0.083	1	02/25/26 19:26	03/12/26 14:38	7440-23-5	
Thallium	ND	mg/L	0.00050	0.00017	1	02/25/26 19:26	03/12/26 14:38	7440-28-0	
WCOL 7470 Mercury	Analytical Method: EPA 7470A Preparation Method: EPA 7470A Pace Analytical Services - West Columbia								
Mercury	ND	mg/L	0.00020	0.000091	1	02/24/26 17:33	02/25/26 00:53	7439-97-6	

This report shall not be reproduced, except in full,
without the written consent of Pace Analytical Services, LLC.

Pace Analytical Services, LLC
9800 Kincey Ave. Suite 100
Huntersville, NC 28078
(704)875-9092

ANALYTICAL RESULTS

Project: YAT Pooled Upgradient
Pace Project No.: 92845115

Sample: YAT-YGWA-21I **Lab ID: 92845115015** Collected: 02/17/26 16:04 Received: 02/18/26 16:35 Matrix: Water

Parameters	Results	Units	Report Limit	MDL	DF	Prepared	Analyzed	CAS No.	Qual
Metals (ICPMS) 6020B	Analytical Method: EPA 6020B Preparation Method: 3015 Pace National - Mt. Juliet								
Lithium	**0.00743**	mg/L	0.00200	0.000600	1	02/24/26 16:31	02/24/26 20:44	7439-93-2	
2320B Alkalinity	Analytical Method: SM 2320B-2021 Pace Analytical Services - Asheville								
Alkalinity,Bicarbonate (CaCO3)	**73.4**	mg/L	5.0	5.0	1		03/03/26 13:21		
Alkalinity,Carbonate (CaCO3)	ND	mg/L	5.0	5.0	1		03/03/26 13:21		
Alkalinity, Total as CaCO3	**73.4**	mg/L	5.0	5.0	1		03/03/26 13:21		
2540C Total Dissolved Solids	Analytical Method: SM 2540C-2020 Pace Analytical Services - Asheville								
Total Dissolved Solids	**133**	mg/L	25.0	25.0	1		02/22/26 15:38		
300.0 IC Anions 28 Days	Analytical Method: EPA 300.0 Rev 2.1 1993 Pace Analytical Services - Asheville								
Chloride	**2.1**	mg/L	1.0	0.60	1		02/21/26 16:01	16887-00-6	
Fluoride	**0.096J**	mg/L	0.10	0.050	1		02/21/26 16:01	16984-48-8	
Sulfate	**4.1**	mg/L	1.0	0.50	1		02/21/26 16:01	14808-79-8	
WC 6020B MET ICPMS	Analytical Method: EPA 6020B Preparation Method: EPA 3005A Pace Analytical Services - West Columbia								
Antimony	**0.00089J**	mg/L	0.0020	0.00043	1	02/25/26 19:26	03/12/26 14:41	7440-36-0	
Arsenic	**0.0011J**	mg/L	0.0020	0.00041	1	02/25/26 19:26	03/12/26 14:41	7440-38-2	
Barium	**0.0083**	mg/L	0.0050	0.00056	1	02/25/26 19:26	03/12/26 14:41	7440-39-3	
Beryllium	ND	mg/L	0.00040	0.00015	1	02/25/26 19:26	03/20/26 19:22	7440-41-7	
Boron	**0.0079J**	mg/L	0.040	0.0073	1	02/25/26 19:26	03/20/26 19:22	7440-42-8	
Cadmium	ND	mg/L	0.00050	0.00010	1	02/25/26 19:26	03/12/26 14:41	7440-43-9	
Calcium	**8.9**	mg/L	0.40	0.10	1	02/25/26 19:26	03/12/26 14:41	7440-70-2	
Chromium	ND	mg/L	0.0050	0.00024	1	02/25/26 19:26	03/12/26 14:41	7440-47-3	
Cobalt	**0.041**	mg/L	0.0050	0.00012	1	02/25/26 19:26	03/12/26 14:41	7440-48-4	
Lead	ND	mg/L	0.0010	0.00027	1	02/25/26 19:26	03/12/26 14:41	7439-92-1	
Magnesium	**4.6**	mg/L	0.050	0.024	1	02/25/26 19:26	03/12/26 14:41	7439-95-4	
Molybdenum	ND	mg/L	0.010	0.0020	1	02/25/26 19:26	03/12/26 14:41	7439-98-7	
Potassium	**3.6**	mg/L	0.40	0.13	1	02/25/26 19:26	03/12/26 14:41	7440-09-7	
Selenium	ND	mg/L	0.0050	0.00050	1	02/25/26 19:26	03/12/26 14:41	7782-49-2	
Sodium	**18.7**	mg/L	0.40	0.083	1	02/25/26 19:26	03/12/26 14:41	7440-23-5	
Thallium	ND	mg/L	0.00050	0.00017	1	02/25/26 19:26	03/12/26 14:41	7440-28-0	
WCOL 7470 Mercury	Analytical Method: EPA 7470A Preparation Method: EPA 7470A Pace Analytical Services - West Columbia								
Mercury	ND	mg/L	0.00020	0.000091	1	02/24/26 17:33	02/25/26 00:55	7439-97-6	

This report shall not be reproduced, except in full,
without the written consent of Pace Analytical Services, LLC.

Pace Analytical Services, LLC
9800 Kincey Ave. Suite 100
Huntersville, NC 28078
(704)875-9092

ANALYTICAL RESULTS

Project: YAT Pooled Upgradient
Pace Project No.: 92845115

Sample: YAT-YGWA-4I **Lab ID: 92845115016** Collected: 02/17/26 09:55 Received: 02/18/26 16:35 Matrix: Water

Parameters	Results	Units	Report Limit	MDL	DF	Prepared	Analyzed	CAS No.	Qual
Metals (ICPMS) 6020B	Analytical Method: EPA 6020B Preparation Method: 3015								
	Pace National - Mt. Juliet								
Lithium	**0.0186**	mg/L	0.00200	0.000600	1	02/24/26 16:31	02/24/26 21:50	7439-93-2	
2320B Alkalinity	Analytical Method: SM 2320B-2021								
	Pace Analytical Services - Asheville								
Alkalinity,Bicarbonate (CaCO3)	**57.8**	mg/L	5.0	5.0	1		03/03/26 13:37		
Alkalinity,Carbonate (CaCO3)	ND	mg/L	5.0	5.0	1		03/03/26 13:37		
Alkalinity, Total as CaCO3	**57.8**	mg/L	5.0	5.0	1		03/03/26 13:37		
2540C Total Dissolved Solids	Analytical Method: SM 2540C-2020								
	Pace Analytical Services - Asheville								
Total Dissolved Solids	**121**	mg/L	25.0	25.0	1		02/22/26 15:38		
300.0 IC Anions 28 Days	Analytical Method: EPA 300.0 Rev 2.1 1993								
	Pace Analytical Services - Asheville								
Chloride	**5.4**	mg/L	1.0	0.60	1		02/21/26 16:44	16887-00-6	
Fluoride	**0.068J**	mg/L	0.10	0.050	1		02/21/26 16:44	16984-48-8	
Sulfate	**9.1**	mg/L	1.0	0.50	1		02/21/26 16:44	14808-79-8	
WC 6020B MET ICPMS	Analytical Method: EPA 6020B Preparation Method: EPA 3005A								
	Pace Analytical Services - West Columbia								
Antimony	**0.00045J**	mg/L	0.0020	0.00043	1	02/25/26 19:26	03/12/26 14:44	7440-36-0	
Arsenic	ND	mg/L	0.0020	0.00041	1	02/25/26 19:26	03/12/26 14:44	7440-38-2	
Barium	**0.016**	mg/L	0.0050	0.00056	1	02/25/26 19:26	03/12/26 14:44	7440-39-3	
Beryllium	ND	mg/L	0.00040	0.00015	1	02/25/26 19:26	03/20/26 19:31	7440-41-7	
Boron	ND	mg/L	0.040	0.0073	1	02/25/26 19:26	03/20/26 19:31	7440-42-8	
Cadmium	ND	mg/L	0.00050	0.00010	1	02/25/26 19:26	03/12/26 14:44	7440-43-9	
Calcium	**9.8**	mg/L	0.40	0.10	1	02/25/26 19:26	03/12/26 14:44	7440-70-2	
Chromium	**0.00026J**	mg/L	0.0050	0.00024	1	02/25/26 19:26	03/12/26 14:44	7440-47-3	
Cobalt	**0.00013J**	mg/L	0.0050	0.00012	1	02/25/26 19:26	03/12/26 14:44	7440-48-4	
Lead	ND	mg/L	0.0010	0.00027	1	02/25/26 19:26	03/12/26 14:44	7439-92-1	
Magnesium	**6.1**	mg/L	0.050	0.024	1	02/25/26 19:26	03/12/26 14:44	7439-95-4	
Molybdenum	ND	mg/L	0.010	0.0020	1	02/25/26 19:26	03/12/26 14:44	7439-98-7	
Potassium	**4.3**	mg/L	0.40	0.13	1	02/25/26 19:26	03/12/26 14:44	7440-09-7	
Selenium	**0.00057J**	mg/L	0.0050	0.00050	1	02/25/26 19:26	03/12/26 14:44	7782-49-2	
Sodium	**10.8**	mg/L	0.40	0.083	1	02/25/26 19:26	03/12/26 14:44	7440-23-5	
Thallium	ND	mg/L	0.00050	0.00017	1	02/25/26 19:26	03/12/26 14:44	7440-28-0	
WCOL 7470 Mercury	Analytical Method: EPA 7470A Preparation Method: EPA 7470A								
	Pace Analytical Services - West Columbia								
Mercury	ND	mg/L	0.00020	0.000091	1	02/24/26 17:33	02/25/26 01:03	7439-97-6	

This report shall not be reproduced, except in full,
without the written consent of Pace Analytical Services, LLC.

Pace Analytical Services, LLC
9800 Kincey Ave. Suite 100
Huntersville, NC 28078
(704)875-9092

ANALYTICAL RESULTS

Project: YAT Pooled Upgradient
Pace Project No.: 92845115

Sample: YAT-YGWA-5I **Lab ID: 92845115017** Collected: 02/17/26 12:25 Received: 02/18/26 16:35 Matrix: Water

Parameters	Results	Units	Report Limit	MDL	DF	Prepared	Analyzed	CAS No.	Qual
Metals (ICPMS) 6020B	Analytical Method: EPA 6020B Preparation Method: 3015								
	Pace National - Mt. Juliet								
Lithium	**0.00433**	mg/L	0.00200	0.000600	1	02/24/26 16:31	02/24/26 21:53	7439-93-2	
2320B Alkalinity	Analytical Method: SM 2320B-2021								
	Pace Analytical Services - Asheville								
Alkalinity,Bicarbonate (CaCO3)	**26.9**	mg/L	5.0	5.0	1		03/03/26 13:43		
Alkalinity,Carbonate (CaCO3)	ND	mg/L	5.0	5.0	1		03/03/26 13:43		
Alkalinity, Total as CaCO3	**26.9**	mg/L	5.0	5.0	1		03/03/26 13:43		
2540C Total Dissolved Solids	Analytical Method: SM 2540C-2020								
	Pace Analytical Services - Asheville								
Total Dissolved Solids	**94.0**	mg/L	25.0	25.0	1		02/22/26 15:38		
300.0 IC Anions 28 Days	Analytical Method: EPA 300.0 Rev 2.1 1993								
	Pace Analytical Services - Asheville								
Chloride	**4.8**	mg/L	1.0	0.60	1		02/21/26 16:58	16887-00-6	
Fluoride	ND	mg/L	0.10	0.050	1		02/21/26 16:58	16984-48-8	
Sulfate	**2.5**	mg/L	1.0	0.50	1		02/21/26 16:58	14808-79-8	
WC 6020B MET ICPMS	Analytical Method: EPA 6020B Preparation Method: EPA 3005A								
	Pace Analytical Services - West Columbia								
Antimony	ND	mg/L	0.0020	0.00043	1	02/25/26 19:26	03/12/26 14:54	7440-36-0	
Arsenic	ND	mg/L	0.0020	0.00041	1	02/25/26 19:26	03/12/26 14:54	7440-38-2	
Barium	**0.021**	mg/L	0.0050	0.00056	1	02/25/26 19:26	03/12/26 14:54	7440-39-3	
Beryllium	ND	mg/L	0.00040	0.00015	1	02/25/26 19:26	03/20/26 19:40	7440-41-7	
Boron	ND	mg/L	0.040	0.0073	1	02/25/26 19:26	03/20/26 19:40	7440-42-8	
Cadmium	ND	mg/L	0.00050	0.00010	1	02/25/26 19:26	03/12/26 14:54	7440-43-9	
Calcium	**2.8**	mg/L	0.40	0.10	1	02/25/26 19:26	03/12/26 14:54	7440-70-2	
Chromium	**0.00036J**	mg/L	0.0050	0.00024	1	02/25/26 19:26	03/12/26 14:54	7440-47-3	
Cobalt	ND	mg/L	0.0050	0.00012	1	02/25/26 19:26	03/12/26 14:54	7440-48-4	
Lead	ND	mg/L	0.0010	0.00027	1	02/25/26 19:26	03/12/26 14:54	7439-92-1	
Magnesium	**2.9**	mg/L	0.050	0.024	1	02/25/26 19:26	03/12/26 14:54	7439-95-4	
Molybdenum	ND	mg/L	0.010	0.0020	1	02/25/26 19:26	03/12/26 14:54	7439-98-7	
Potassium	**1.6**	mg/L	0.40	0.13	1	02/25/26 19:26	03/12/26 14:54	7440-09-7	
Selenium	ND	mg/L	0.0050	0.00050	1	02/25/26 19:26	03/12/26 14:54	7782-49-2	
Sodium	**11.5**	mg/L	0.40	0.083	1	02/25/26 19:26	03/12/26 14:54	7440-23-5	
Thallium	ND	mg/L	0.00050	0.00017	1	02/25/26 19:26	03/12/26 14:54	7440-28-0	
WCOL 7470 Mercury	Analytical Method: EPA 7470A Preparation Method: EPA 7470A								
	Pace Analytical Services - West Columbia								
Mercury	ND	mg/L	0.00020	0.000091	1	02/24/26 17:33	02/25/26 01:05	7439-97-6	

This report shall not be reproduced, except in full,
without the written consent of Pace Analytical Services, LLC.

Pace Analytical Services, LLC
9800 Kincey Ave. Suite 100
Huntersville, NC 28078
(704)875-9092

ANALYTICAL RESULTS

Project: YAT Pooled Upgradient
Pace Project No.: 92845115

Sample: YAT-YGWA-5D **Lab ID: 92845115018** Collected: 02/17/26 11:17 Received: 02/18/26 16:35 Matrix: Water

Parameters	Results	Units	Report Limit	MDL	DF	Prepared	Analyzed	CAS No.	Qual
Metals (ICPMS) 6020B	Analytical Method: EPA 6020B Preparation Method: 3015 Pace National - Mt. Juliet								
Lithium	**0.00429**	mg/L	0.00200	0.000600	1	02/24/26 16:31	02/24/26 21:56	7439-93-2	
2320B Alkalinity	Analytical Method: SM 2320B-2021 Pace Analytical Services - Asheville								
Alkalinity,Bicarbonate (CaCO3)	**106**	mg/L	5.0	5.0	1		03/03/26 13:49		
Alkalinity,Carbonate (CaCO3)	ND	mg/L	5.0	5.0	1		03/03/26 13:49		
Alkalinity, Total as CaCO3	**106**	mg/L	5.0	5.0	1		03/03/26 13:49		
2540C Total Dissolved Solids	Analytical Method: SM 2540C-2020 Pace Analytical Services - Asheville								
Total Dissolved Solids	**158**	mg/L	25.0	25.0	1		02/22/26 15:38		
300.0 IC Anions 28 Days	Analytical Method: EPA 300.0 Rev 2.1 1993 Pace Analytical Services - Asheville								
Chloride	**3.5**	mg/L	1.0	0.60	1		02/21/26 17:13	16887-00-6	
Fluoride	**0.054J**	mg/L	0.10	0.050	1		02/21/26 17:13	16984-48-8	
Sulfate	**4.9**	mg/L	1.0	0.50	1		02/21/26 17:13	14808-79-8	
WC 6020B MET ICPMS	Analytical Method: EPA 6020B Preparation Method: EPA 3005A Pace Analytical Services - West Columbia								
Antimony	ND	mg/L	0.0020	0.00043	1	02/25/26 19:26	03/12/26 14:57	7440-36-0	
Arsenic	**0.0012J**	mg/L	0.0020	0.00041	1	02/25/26 19:26	03/12/26 14:57	7440-38-2	
Barium	**0.0078**	mg/L	0.0050	0.00056	1	02/25/26 19:26	03/12/26 14:57	7440-39-3	
Beryllium	ND	mg/L	0.00040	0.00015	1	02/25/26 19:26	03/20/26 19:48	7440-41-7	
Boron	**0.011J**	mg/L	0.040	0.0073	1	02/25/26 19:26	03/20/26 19:48	7440-42-8	
Cadmium	ND	mg/L	0.00050	0.00010	1	02/25/26 19:26	03/12/26 14:57	7440-43-9	
Calcium	**29.1**	mg/L	0.40	0.10	1	02/25/26 19:26	03/12/26 14:57	7440-70-2	
Chromium	ND	mg/L	0.0050	0.00024	1	02/25/26 19:26	03/12/26 14:57	7440-47-3	
Cobalt	ND	mg/L	0.0050	0.00012	1	02/25/26 19:26	03/12/26 14:57	7440-48-4	
Lead	ND	mg/L	0.0010	0.00027	1	02/25/26 19:26	03/12/26 14:57	7439-92-1	
Magnesium	**4.8**	mg/L	0.050	0.024	1	02/25/26 19:26	03/12/26 14:57	7439-95-4	
Molybdenum	ND	mg/L	0.010	0.0020	1	02/25/26 19:26	03/12/26 14:57	7439-98-7	
Potassium	**3.6**	mg/L	0.40	0.13	1	02/25/26 19:26	03/12/26 14:57	7440-09-7	
Selenium	ND	mg/L	0.0050	0.00050	1	02/25/26 19:26	03/12/26 14:57	7782-49-2	
Sodium	**9.9**	mg/L	0.40	0.083	1	02/25/26 19:26	03/12/26 14:57	7440-23-5	
Thallium	ND	mg/L	0.00050	0.00017	1	02/25/26 19:26	03/12/26 14:57	7440-28-0	
WCOL 7470 Mercury	Analytical Method: EPA 7470A Preparation Method: EPA 7470A Pace Analytical Services - West Columbia								
Mercury	**0.00010J**	mg/L	0.00020	0.000091	1	02/25/26 12:23	02/25/26 18:29	7439-97-6	

This report shall not be reproduced, except in full,
without the written consent of Pace Analytical Services, LLC.

Pace Analytical Services, LLC
9800 Kincey Ave. Suite 100
Huntersville, NC 28078
(704)875-9092

ANALYTICAL RESULTS

Project: YAT Pooled Upgradient
Pace Project No.: 92845115

Sample: YAT-YGWA-20S **Lab ID: 92845115019** Collected: 02/17/26 14:18 Received: 02/18/26 16:35 Matrix: Water

Parameters	Results	Units	Report Limit	MDL	DF	Prepared	Analyzed	CAS No.	Qual
Metals (ICPMS) 6020B	Analytical Method: EPA 6020B Preparation Method: 3015 Pace National - Mt. Juliet								
Lithium	**0.000604J**	mg/L	0.00200	0.000600	1	02/24/26 16:31	02/24/26 22:00	7439-93-2	J
2320B Alkalinity	Analytical Method: SM 2320B-2021 Pace Analytical Services - Asheville								
Alkalinity,Bicarbonate (CaCO3)	**28.0**	mg/L	5.0	5.0	1		03/03/26 13:56		
Alkalinity,Carbonate (CaCO3)	ND	mg/L	5.0	5.0	1		03/03/26 13:56		
Alkalinity, Total as CaCO3	**28.0**	mg/L	5.0	5.0	1		03/03/26 13:56		
2540C Total Dissolved Solids	Analytical Method: SM 2540C-2020 Pace Analytical Services - Asheville								
Total Dissolved Solids	**88.0**	mg/L	25.0	25.0	1		02/22/26 15:38		
300.0 IC Anions 28 Days	Analytical Method: EPA 300.0 Rev 2.1 1993 Pace Analytical Services - Asheville								
Chloride	**3.2**	mg/L	1.0	0.60	1		02/21/26 17:27	16887-00-6	
Fluoride	ND	mg/L	0.10	0.050	1		02/21/26 17:27	16984-48-8	
Sulfate	ND	mg/L	1.0	0.50	1		02/21/26 17:27	14808-79-8	
WC 6020B MET ICPMS	Analytical Method: EPA 6020B Preparation Method: EPA 3005A Pace Analytical Services - West Columbia								
Antimony	ND	mg/L	0.0020	0.00043	1	02/25/26 19:26	03/12/26 15:00	7440-36-0	
Arsenic	ND	mg/L	0.0020	0.00041	1	02/25/26 19:26	03/12/26 15:00	7440-38-2	
Barium	**0.017**	mg/L	0.0050	0.00056	1	02/25/26 19:26	03/12/26 15:00	7440-39-3	
Beryllium	ND	mg/L	0.00040	0.00015	1	02/25/26 19:26	03/20/26 20:31	7440-41-7	
Boron	ND	mg/L	0.040	0.0073	1	02/25/26 19:26	03/20/26 20:31	7440-42-8	
Cadmium	ND	mg/L	0.00050	0.00010	1	02/25/26 19:26	03/12/26 15:00	7440-43-9	
Calcium	**2.9**	mg/L	0.40	0.10	1	02/25/26 19:26	03/12/26 15:00	7440-70-2	
Chromium	**0.00063J**	mg/L	0.0050	0.00024	1	02/25/26 19:26	03/12/26 15:00	7440-47-3	
Cobalt	ND	mg/L	0.0050	0.00012	1	02/25/26 19:26	03/12/26 15:00	7440-48-4	
Lead	ND	mg/L	0.0010	0.00027	1	02/25/26 19:26	03/12/26 15:00	7439-92-1	
Magnesium	**0.70**	mg/L	0.050	0.024	1	02/25/26 19:26	03/12/26 15:00	7439-95-4	
Molybdenum	ND	mg/L	0.010	0.0020	1	02/25/26 19:26	03/12/26 15:00	7439-98-7	
Potassium	**0.64**	mg/L	0.40	0.13	1	02/25/26 19:26	03/12/26 15:00	7440-09-7	
Selenium	ND	mg/L	0.0050	0.00050	1	02/25/26 19:26	03/12/26 15:00	7782-49-2	
Sodium	**10.8**	mg/L	0.40	0.083	1	02/25/26 19:26	03/12/26 15:00	7440-23-5	
Thallium	ND	mg/L	0.00050	0.00017	1	02/25/26 19:26	03/12/26 15:00	7440-28-0	
WCOL 7470 Mercury	Analytical Method: EPA 7470A Preparation Method: EPA 7470A Pace Analytical Services - West Columbia								
Mercury	ND	mg/L	0.00020	0.000091	1	02/25/26 12:23	02/25/26 18:31	7439-97-6	

This report shall not be reproduced, except in full,
without the written consent of Pace Analytical Services, LLC.

Pace Analytical Services, LLC
9800 Kincey Ave. Suite 100
Huntersville, NC 28078
(704)875-9092

ANALYTICAL RESULTS

Project: YAT Pooled Upgradient
Pace Project No.: 92845115

Sample: YAT-UGRD-FB-2 **Lab ID: 92845115020** Collected: 02/17/26 17:00 Received: 02/18/26 16:35 Matrix: Water

Parameters	Results	Units	Report Limit	MDL	DF	Prepared	Analyzed	CAS No.	Qual
Metals (ICPMS) 6020B	Analytical Method: EPA 6020B Preparation Method: 3015 Pace National - Mt. Juliet								
Lithium	ND	mg/L	0.00200	0.000600	1	02/24/26 16:31	02/24/26 22:03	7439-93-2	
2320B Alkalinity	Analytical Method: SM 2320B-2021 Pace Analytical Services - Asheville								
Alkalinity,Bicarbonate (CaCO3)	ND	mg/L	5.0	5.0	1		03/03/26 14:02		
Alkalinity,Carbonate (CaCO3)	ND	mg/L	5.0	5.0	1		03/03/26 14:02		
Alkalinity, Total as CaCO3	ND	mg/L	5.0	5.0	1		03/03/26 14:02		
2540C Total Dissolved Solids	Analytical Method: SM 2540C-2020 Pace Analytical Services - Asheville								
Total Dissolved Solids	ND	mg/L	25.0	25.0	1		02/22/26 15:27		
300.0 IC Anions 28 Days	Analytical Method: EPA 300.0 Rev 2.1 1993 Pace Analytical Services - Asheville								
Chloride	ND	mg/L	1.0	0.60	1		02/21/26 14:35	16887-00-6	
Fluoride	ND	mg/L	0.10	0.050	1		02/21/26 14:35	16984-48-8	
Sulfate	ND	mg/L	1.0	0.50	1		02/21/26 14:35	14808-79-8	
WC 6020B MET ICPMS	Analytical Method: EPA 6020B Preparation Method: EPA 3005A Pace Analytical Services - West Columbia								
Antimony	ND	mg/L	0.0020	0.00043	1	02/25/26 19:26	03/12/26 15:03	7440-36-0	
Arsenic	ND	mg/L	0.0020	0.00041	1	02/25/26 19:26	03/12/26 15:03	7440-38-2	
Barium	ND	mg/L	0.0050	0.00056	1	02/25/26 19:26	03/12/26 15:03	7440-39-3	
Beryllium	ND	mg/L	0.00040	0.00015	1	02/25/26 19:26	03/20/26 20:40	7440-41-7	
Boron	ND	mg/L	0.040	0.0073	1	02/25/26 19:26	03/20/26 20:40	7440-42-8	
Cadmium	ND	mg/L	0.00050	0.00010	1	02/25/26 19:26	03/12/26 15:03	7440-43-9	
Calcium	ND	mg/L	0.40	0.10	1	02/25/26 19:26	03/12/26 15:03	7440-70-2	
Chromium	ND	mg/L	0.0050	0.00024	1	02/25/26 19:26	03/12/26 15:03	7440-47-3	
Cobalt	ND	mg/L	0.0050	0.00012	1	02/25/26 19:26	03/12/26 15:03	7440-48-4	
Lead	ND	mg/L	0.0010	0.00027	1	02/25/26 19:26	03/12/26 15:03	7439-92-1	
Magnesium	ND	mg/L	0.050	0.024	1	02/25/26 19:26	03/12/26 15:03	7439-95-4	
Molybdenum	ND	mg/L	0.010	0.0020	1	02/25/26 19:26	03/12/26 15:03	7439-98-7	
Potassium	ND	mg/L	0.40	0.13	1	02/25/26 19:26	03/12/26 15:03	7440-09-7	
Selenium	ND	mg/L	0.0050	0.00050	1	02/25/26 19:26	03/12/26 15:03	7782-49-2	
Sodium	ND	mg/L	0.40	0.083	1	02/25/26 19:26	03/12/26 15:03	7440-23-5	
Thallium	ND	mg/L	0.00050	0.00017	1	02/25/26 19:26	03/12/26 15:03	7440-28-0	
WCOL 7470 Mercury	Analytical Method: EPA 7470A Preparation Method: EPA 7470A Pace Analytical Services - West Columbia								
Mercury	ND	mg/L	0.00020	0.000091	1	02/25/26 12:23	02/25/26 18:34	7439-97-6	

This report shall not be reproduced, except in full,
without the written consent of Pace Analytical Services, LLC.

Pace Analytical Services, LLC
9800 Kincey Ave. Suite 100
Huntersville, NC 28078
(704)875-9092

ANALYTICAL RESULTS

Project: YAT Pooled Upgradient
Pace Project No.: 92845115

Sample: YAT-YGWA-47 **Lab ID: 92845115021** Collected: 02/17/26 15:00 Received: 02/18/26 16:35 Matrix: Water

Parameters	Results	Units	Report Limit	MDL	DF	Prepared	Analyzed	CAS No.	Qual
Metals (ICPMS) 6020B	Analytical Method: EPA 6020B Preparation Method: 3015 Pace National - Mt. Juliet								
Lithium	**0.00385**	mg/L	0.00200	0.000600	1	02/24/26 07:54	02/24/26 22:02	7439-93-2	
2320B Alkalinity	Analytical Method: SM 2320B-2021 Pace Analytical Services - Asheville								
Alkalinity,Bicarbonate (CaCO3)	**40.4**	mg/L	5.0	5.0	1		03/03/26 14:05		
Alkalinity,Carbonate (CaCO3)	ND	mg/L	5.0	5.0	1		03/03/26 14:05		
Alkalinity, Total as CaCO3	**40.4**	mg/L	5.0	5.0	1		03/03/26 14:05		
2540C Total Dissolved Solids	Analytical Method: SM 2540C-2020 Pace Analytical Services - Asheville								
Total Dissolved Solids	**153**	mg/L	25.0	25.0	1		02/22/26 15:27		
300.0 IC Anions 28 Days	Analytical Method: EPA 300.0 Rev 2.1 1993 Pace Analytical Services - Asheville								
Chloride	**3.7**	mg/L	1.0	0.60	1		02/21/26 17:41	16887-00-6	
Fluoride	**0.070J**	mg/L	0.10	0.050	1		02/21/26 17:41	16984-48-8	
Sulfate	**50.9**	mg/L	1.0	0.50	1		02/21/26 17:41	14808-79-8	
WC 6020B MET ICPMS	Analytical Method: EPA 6020B Preparation Method: EPA 3005A Pace Analytical Services - West Columbia								
Antimony	ND	mg/L	0.0020	0.00043	1	02/25/26 19:26	03/12/26 15:07	7440-36-0	
Arsenic	ND	mg/L	0.0020	0.00041	1	02/25/26 19:26	03/12/26 15:07	7440-38-2	
Barium	**0.035**	mg/L	0.0050	0.00056	1	02/25/26 19:26	03/12/26 15:07	7440-39-3	
Beryllium	ND	mg/L	0.00040	0.00015	1	02/25/26 19:26	03/20/26 20:48	7440-41-7	
Boron	**0.018J**	mg/L	0.040	0.0073	1	02/25/26 19:26	03/20/26 20:48	7440-42-8	
Cadmium	ND	mg/L	0.00050	0.00010	1	02/25/26 19:26	03/12/26 15:07	7440-43-9	
Calcium	**10.7**	mg/L	0.40	0.10	1	02/25/26 19:26	03/12/26 15:07	7440-70-2	
Chromium	**0.00035J**	mg/L	0.0050	0.00024	1	02/25/26 19:26	03/12/26 15:07	7440-47-3	
Cobalt	**0.00057J**	mg/L	0.0050	0.00012	1	02/25/26 19:26	03/12/26 15:07	7440-48-4	
Lead	ND	mg/L	0.0010	0.00027	1	02/25/26 19:26	03/12/26 15:07	7439-92-1	
Magnesium	**12.0**	mg/L	0.050	0.024	1	02/25/26 19:26	03/12/26 15:07	7439-95-4	
Molybdenum	ND	mg/L	0.010	0.0020	1	02/25/26 19:26	03/12/26 15:07	7439-98-7	
Potassium	**4.0**	mg/L	0.40	0.13	1	02/25/26 19:26	03/12/26 15:07	7440-09-7	
Selenium	**0.00051J**	mg/L	0.0050	0.00050	1	02/25/26 19:26	03/12/26 15:07	7782-49-2	
Sodium	**12.6**	mg/L	0.40	0.083	1	02/25/26 19:26	03/12/26 15:07	7440-23-5	
Thallium	ND	mg/L	0.00050	0.00017	1	02/25/26 19:26	03/12/26 15:07	7440-28-0	
WCOL 7470 Mercury	Analytical Method: EPA 7470A Preparation Method: EPA 7470A Pace Analytical Services - West Columbia								
Mercury	ND	mg/L	0.00020	0.000091	1	02/25/26 12:23	02/25/26 18:36	7439-97-6	

This report shall not be reproduced, except in full,
without the written consent of Pace Analytical Services, LLC.

Pace Analytical Services, LLC
9800 Kincey Ave. Suite 100
Huntersville, NC 28078
(704)875-9092

ANALYTICAL RESULTS

Project: YAT Pooled Upgradient
Pace Project No.: 92845115

Sample: YAT-YGWA-30I **Lab ID: 92845115022** Collected: 02/17/26 12:15 Received: 02/18/26 16:35 Matrix: Water

Parameters	Results	Units	Report Limit	MDL	DF	Prepared	Analyzed	CAS No.	Qual
Metals (ICPMS) 6020B	Analytical Method: EPA 6020B Preparation Method: 3015 Pace National - Mt. Juliet								
Lithium	**0.00128J**	mg/L	0.00200	0.000600	1	02/24/26 07:54	02/24/26 20:06	7439-93-2	J
2320B Alkalinity	Analytical Method: SM 2320B-2021 Pace Analytical Services - Asheville								
Alkalinity,Bicarbonate (CaCO3)	**15.5**	mg/L	5.0	5.0	1		03/03/26 21:29		
Alkalinity,Carbonate (CaCO3)	ND	mg/L	5.0	5.0	1		03/03/26 21:29		
Alkalinity, Total as CaCO3	**15.5**	mg/L	5.0	5.0	1		03/03/26 21:29		
2540C Total Dissolved Solids	Analytical Method: SM 2540C-2020 Pace Analytical Services - Asheville								
Total Dissolved Solids	**52.0**	mg/L	25.0	25.0	1		02/22/26 15:27		
300.0 IC Anions 28 Days	Analytical Method: EPA 300.0 Rev 2.1 1993 Pace Analytical Services - Asheville								
Chloride	**1.7**	mg/L	1.0	0.60	1		02/21/26 17:56	16887-00-6	
Fluoride	**0.059J**	mg/L	0.10	0.050	1		02/21/26 17:56	16984-48-8	
Sulfate	**1.1**	mg/L	1.0	0.50	1		02/21/26 17:56	14808-79-8	
WC 6020B MET ICPMS	Analytical Method: EPA 6020B Preparation Method: EPA 3005A Pace Analytical Services - West Columbia								
Antimony	ND	mg/L	0.0020	0.00043	1	02/25/26 19:26	03/12/26 15:10	7440-36-0	
Arsenic	ND	mg/L	0.0020	0.00041	1	02/25/26 19:26	03/12/26 15:10	7440-38-2	
Barium	**0.0076**	mg/L	0.0050	0.00056	1	02/25/26 19:26	03/12/26 15:10	7440-39-3	
Beryllium	ND	mg/L	0.00040	0.00015	1	02/25/26 19:26	03/20/26 20:57	7440-41-7	
Boron	ND	mg/L	0.040	0.0073	1	02/25/26 19:26	03/20/26 20:57	7440-42-8	
Cadmium	ND	mg/L	0.00050	0.00010	1	02/25/26 19:26	03/12/26 15:10	7440-43-9	
Calcium	**1.4**	mg/L	0.40	0.10	1	02/25/26 19:26	03/12/26 15:10	7440-70-2	
Chromium	ND	mg/L	0.0050	0.00024	1	02/25/26 19:26	03/12/26 15:10	7440-47-3	
Cobalt	**0.0019J**	mg/L	0.0050	0.00012	1	02/25/26 19:26	03/12/26 15:10	7440-48-4	
Lead	ND	mg/L	0.0010	0.00027	1	02/25/26 19:26	03/12/26 15:10	7439-92-1	
Magnesium	**0.97**	mg/L	0.050	0.024	1	02/25/26 19:26	03/12/26 15:10	7439-95-4	
Molybdenum	ND	mg/L	0.010	0.0020	1	02/25/26 19:26	03/12/26 15:10	7439-98-7	
Potassium	**0.73**	mg/L	0.40	0.13	1	02/25/26 19:26	03/12/26 15:10	7440-09-7	
Selenium	ND	mg/L	0.0050	0.00050	1	02/25/26 19:26	03/12/26 15:10	7782-49-2	
Sodium	**6.6**	mg/L	0.40	0.083	1	02/25/26 19:26	03/12/26 15:10	7440-23-5	
Thallium	ND	mg/L	0.00050	0.00017	1	02/25/26 19:26	03/12/26 15:10	7440-28-0	
WCOL 7470 Mercury	Analytical Method: EPA 7470A Preparation Method: EPA 7470A Pace Analytical Services - West Columbia								
Mercury	ND	mg/L	0.00020	0.000091	1	02/25/26 12:23	02/25/26 18:44	7439-97-6	

This report shall not be reproduced, except in full,
without the written consent of Pace Analytical Services, LLC.

Pace Analytical Services, LLC
9800 Kincey Ave. Suite 100
Huntersville, NC 28078
(704)875-9092

ANALYTICAL RESULTS

Project: YAT Pooled Upgradient
Pace Project No.: 92845115

Sample: YAT-YGWA-14S **Lab ID: 92845115023** Collected: 02/17/26 10:10 Received: 02/18/26 16:35 Matrix: Water

Parameters	Results	Units	Report Limit	MDL	DF	Prepared	Analyzed	CAS No.	Qual
Metals (ICPMS) 6020B	Analytical Method: EPA 6020B Preparation Method: 3015								
	Pace National - Mt. Juliet								
Lithium	ND	mg/L	0.00200	0.000600	1	02/24/26 07:54	02/24/26 22:05	7439-93-2	
2320B Alkalinity	Analytical Method: SM 2320B-2021								
	Pace Analytical Services - Asheville								
Alkalinity,Bicarbonate (CaCO3)	**9.8**	mg/L	5.0	5.0	1		03/03/26 16:36		
Alkalinity,Carbonate (CaCO3)	ND	mg/L	5.0	5.0	1		03/03/26 16:36		
Alkalinity, Total as CaCO3	**9.8**	mg/L	5.0	5.0	1		03/03/26 16:36		
2540C Total Dissolved Solids	Analytical Method: SM 2540C-2020								
	Pace Analytical Services - Asheville								
Total Dissolved Solids	**66.0**	mg/L	25.0	25.0	1		02/22/26 15:28		
300.0 IC Anions 28 Days	Analytical Method: EPA 300.0 Rev 2.1 1993								
	Pace Analytical Services - Asheville								
Chloride	**5.1**	mg/L	1.0	0.60	1		02/21/26 18:39	16887-00-6	
Fluoride	**0.055J**	mg/L	0.10	0.050	1		02/21/26 18:39	16984-48-8	
Sulfate	**7.7**	mg/L	1.0	0.50	1		02/21/26 18:39	14808-79-8	
WC 6020B MET ICPMS	Analytical Method: EPA 6020B Preparation Method: EPA 3005A								
	Pace Analytical Services - West Columbia								
Antimony	ND	mg/L	0.0020	0.00043	1	02/25/26 19:26	03/12/26 15:13	7440-36-0	
Arsenic	ND	mg/L	0.0020	0.00041	1	02/25/26 19:26	03/12/26 15:13	7440-38-2	
Barium	**0.0098**	mg/L	0.0050	0.00056	1	02/25/26 19:26	03/12/26 15:13	7440-39-3	
Beryllium	**0.00024J**	mg/L	0.00040	0.00015	1	02/25/26 19:26	03/20/26 21:06	7440-41-7	
Boron	**0.021J**	mg/L	0.040	0.0073	1	02/25/26 19:26	03/20/26 21:06	7440-42-8	
Cadmium	ND	mg/L	0.00050	0.00010	1	02/25/26 19:26	03/12/26 15:13	7440-43-9	
Calcium	**1.4**	mg/L	0.40	0.10	1	02/25/26 19:26	03/12/26 15:13	7440-70-2	
Chromium	ND	mg/L	0.0050	0.00024	1	02/25/26 19:26	03/12/26 15:13	7440-47-3	
Cobalt	ND	mg/L	0.0050	0.00012	1	02/25/26 19:26	03/12/26 15:13	7440-48-4	
Lead	ND	mg/L	0.0010	0.00027	1	02/25/26 19:26	03/12/26 15:13	7439-92-1	
Magnesium	**1.6**	mg/L	0.050	0.024	1	02/25/26 19:26	03/12/26 15:13	7439-95-4	
Molybdenum	ND	mg/L	0.010	0.0020	1	02/25/26 19:26	03/12/26 15:13	7439-98-7	
Potassium	**0.81**	mg/L	0.40	0.13	1	02/25/26 19:26	03/12/26 15:13	7440-09-7	
Selenium	**0.0014J**	mg/L	0.0050	0.00050	1	02/25/26 19:26	03/12/26 15:13	7782-49-2	
Sodium	**10.1**	mg/L	0.40	0.083	1	02/25/26 19:26	03/12/26 15:13	7440-23-5	
Thallium	ND	mg/L	0.00050	0.00017	1	02/25/26 19:26	03/12/26 15:13	7440-28-0	
WCOL 7470 Mercury	Analytical Method: EPA 7470A Preparation Method: EPA 7470A								
	Pace Analytical Services - West Columbia								
Mercury	ND	mg/L	0.00020	0.000091	1	02/25/26 12:23	02/25/26 18:47	7439-97-6	

This report shall not be reproduced, except in full,
without the written consent of Pace Analytical Services, LLC.

Pace Analytical Services, LLC
9800 Kincey Ave. Suite 100
Huntersville, NC 28078
(704)875-9092

ANALYTICAL RESULTS

Project: YAT Pooled Upgradient
Pace Project No.: 92845115

Sample: YAT-UGRD-FB-1 **Lab ID: 92845115024** Collected: 02/17/26 12:00 Received: 02/18/26 16:35 Matrix: Water

Parameters	Results	Units	Report Limit	MDL	DF	Prepared	Analyzed	CAS No.	Qual
Metals (ICPMS) 6020B	Analytical Method: EPA 6020B Preparation Method: 3015 Pace National - Mt. Juliet								
Lithium	ND	mg/L	0.00200	0.000600	1	02/24/26 07:54	02/24/26 22:18	7439-93-2	
2320B Alkalinity	Analytical Method: SM 2320B-2021 Pace Analytical Services - Asheville								
Alkalinity,Bicarbonate (CaCO3)	ND	mg/L	5.0	5.0	1		03/03/26 16:41		
Alkalinity,Carbonate (CaCO3)	ND	mg/L	5.0	5.0	1		03/03/26 16:41		
Alkalinity, Total as CaCO3	ND	mg/L	5.0	5.0	1		03/03/26 16:41		
2540C Total Dissolved Solids	Analytical Method: SM 2540C-2020 Pace Analytical Services - Asheville								
Total Dissolved Solids	ND	mg/L	25.0	25.0	1		02/22/26 15:28		
300.0 IC Anions 28 Days	Analytical Method: EPA 300.0 Rev 2.1 1993 Pace Analytical Services - Asheville								
Chloride	ND	mg/L	1.0	0.60	1		02/21/26 14:49	16887-00-6	
Fluoride	ND	mg/L	0.10	0.050	1		02/21/26 14:49	16984-48-8	
Sulfate	ND	mg/L	1.0	0.50	1		02/21/26 14:49	14808-79-8	
WC 6020B MET ICPMS	Analytical Method: EPA 6020B Preparation Method: EPA 3005A Pace Analytical Services - West Columbia								
Antimony	ND	mg/L	0.0020	0.00043	1	02/25/26 19:26	03/12/26 15:16	7440-36-0	
Arsenic	ND	mg/L	0.0020	0.00041	1	02/25/26 19:26	03/12/26 15:16	7440-38-2	
Barium	ND	mg/L	0.0050	0.00056	1	02/25/26 19:26	03/12/26 15:16	7440-39-3	
Beryllium	ND	mg/L	0.00040	0.00015	1	02/25/26 19:26	03/20/26 21:14	7440-41-7	
Boron	ND	mg/L	0.040	0.0073	1	02/25/26 19:26	03/20/26 21:14	7440-42-8	
Cadmium	ND	mg/L	0.00050	0.00010	1	02/25/26 19:26	03/12/26 15:16	7440-43-9	
Calcium	ND	mg/L	0.40	0.10	1	02/25/26 19:26	03/12/26 15:16	7440-70-2	
Chromium	ND	mg/L	0.0050	0.00024	1	02/25/26 19:26	03/12/26 15:16	7440-47-3	
Cobalt	ND	mg/L	0.0050	0.00012	1	02/25/26 19:26	03/12/26 15:16	7440-48-4	
Lead	ND	mg/L	0.0010	0.00027	1	02/25/26 19:26	03/12/26 15:16	7439-92-1	
Magnesium	ND	mg/L	0.050	0.024	1	02/25/26 19:26	03/12/26 15:16	7439-95-4	
Molybdenum	ND	mg/L	0.010	0.0020	1	02/25/26 19:26	03/12/26 15:16	7439-98-7	
Potassium	ND	mg/L	0.40	0.13	1	02/25/26 19:26	03/12/26 15:16	7440-09-7	
Selenium	ND	mg/L	0.0050	0.00050	1	02/25/26 19:26	03/12/26 15:16	7782-49-2	
Sodium	ND	mg/L	0.40	0.083	1	02/25/26 19:26	03/12/26 15:16	7440-23-5	
Thallium	ND	mg/L	0.00050	0.00017	1	02/25/26 19:26	03/12/26 15:16	7440-28-0	
WCOL 7470 Mercury	Analytical Method: EPA 7470A Preparation Method: EPA 7470A Pace Analytical Services - West Columbia								
Mercury	ND	mg/L	0.00020	0.000091	1	02/25/26 12:23	02/25/26 18:54	7439-97-6	

This report shall not be reproduced, except in full,
without the written consent of Pace Analytical Services, LLC.

Pace Analytical Services, LLC
9800 Kincey Ave. Suite 100
Huntersville, NC 28078
(704)875-9092

QUALITY CONTROL DATA

Project: YAT Pooled Upgradient
Pace Project No.: 92845115

QC Batch: 2698968
QC Batch Method: 3015
Analysis Method: EPA 6020B
Analysis Description: Metals (ICPMS) 6020B
Laboratory: Pace National - Mt. Juliet
Associated Lab Samples: 92845115021, 92845115022, 92845115023, 92845115024

METHOD BLANK: R4340490-1 Matrix: Water
Associated Lab Samples: 92845115021, 92845115022, 92845115023, 92845115024

Parameter	Units	Blank Result	Reporting Limit	MDL	Analyzed	Qualifiers
Lithium	mg/L	ND	0.00200	0.000600	02/24/26 19:59	

LABORATORY CONTROL SAMPLE: R4340490-2

Parameter	Units	Spike Conc.	LCS Result	LCS % Rec	% Rec Limits	Qualifiers
Lithium	mg/L	0.0500	0.0438	87.6	80.0-120	

MATRIX SPIKE & MATRIX SPIKE DUPLICATE: R4340490-4 R4340490-5

Parameter	Units	92845115022 Result	MS Spike Conc.	MSD Spike Conc.	MS Result	MSD Result	MS % Rec	MSD % Rec	% Rec Limits	RPD	Max RPD	Qual
Lithium	mg/L	0.00128	0.0500	0.0500	0.0447	0.0450	86.9	87.4	75.0-125	0.521	20	

Results presented on this page are in the units indicated by the "Units" column except where an alternate unit is presented to the right of the result.

This report shall not be reproduced, except in full,
without the written consent of Pace Analytical Services, LLC.

Pace Analytical Services, LLC
9800 Kincey Ave. Suite 100
Huntersville, NC 28078
(704)875-9092

QUALITY CONTROL DATA

Project: YAT Pooled Upgradient
Pace Project No.: 92845115

QC Batch: 2698976
QC Batch Method: 3015
Analysis Method: EPA 6020B
Analysis Description: Metals (ICPMS) 6020B
Laboratory: Pace National - Mt. Juliet

Associated Lab Samples: 92845115001, 92845115002, 92845115003, 92845115004, 92845115005, 92845115006, 92845115007, 92845115008, 92845115009, 92845115010, 92845115011, 92845115012, 92845115013, 92845115014, 92845115015, 92845115016, 92845115017, 92845115018, 92845115019, 92845115020

METHOD BLANK: R4340443-1
Matrix: Water

Associated Lab Samples: 92845115001, 92845115002, 92845115003, 92845115004, 92845115005, 92845115006, 92845115007, 92845115008, 92845115009, 92845115010, 92845115011, 92845115012, 92845115013, 92845115014, 92845115015, 92845115016, 92845115017, 92845115018, 92845115019, 92845115020

Parameter	Units	Blank Result	Reporting Limit	MDL	Analyzed	Qualifiers
Lithium	mg/L	ND	0.00200	0.000600	02/24/26 19:30	

LABORATORY CONTROL SAMPLE: R4340443-2

Parameter	Units	Spike Conc.	LCS Result	LCS % Rec	% Rec Limits	Qualifiers
Lithium	mg/L	0.0500	0.0581	116	80.0-120	

MATRIX SPIKE & MATRIX SPIKE DUPLICATE: R4340443-4 R4340443-5

Parameter	Units	92845115006 Result	MS Spike Conc.	MSD Spike Conc.	MS Result	MSD Result	MS % Rec	MSD % Rec	% Rec Limits	RPD	Max RPD	Qual
Lithium	mg/L	0.0284	0.0500	0.0500	0.0832	0.0831	110	109	75.0-125	0.114	20	

Results presented on this page are in the units indicated by the "Units" column except where an alternate unit is presented to the right of the result.

This report shall not be reproduced, except in full,
without the written consent of Pace Analytical Services, LLC.

Pace Analytical Services, LLC
9800 Kincey Ave. Suite 100
Huntersville, NC 28078
(704)875-9092

QUALITY CONTROL DATA

Project: YAT Pooled Upgradient
Pace Project No.: 92845115

QC Batch: 993015
QC Batch Method: SM 2320B-2021
Analysis Method: SM 2320B-2021
Analysis Description: 2320B Alkalinity
Laboratory: Pace Analytical Services - Asheville
Associated Lab Samples: 92845115001, 92845115002

METHOD BLANK: 5104634 Matrix: Water
Associated Lab Samples: 92845115001, 92845115002

Parameter	Units	Blank Result	Reporting Limit	MDL	Analyzed	Qualifiers
Alkalinity, Total as CaCO3	mg/L	ND	5.0	5.0	02/27/26 15:51	
Alkalinity,Bicarbonate (CaCO3)	mg/L	ND	5.0	5.0	02/27/26 15:51	
Alkalinity,Carbonate (CaCO3)	mg/L	ND	5.0	5.0	02/27/26 15:51	

LABORATORY CONTROL SAMPLE: 5104635

Parameter	Units	Spike Conc.	LCS Result	LCS % Rec	% Rec Limits	Qualifiers
Alkalinity, Total as CaCO3	mg/L	50	50.9	102	80-120	

LABORATORY CONTROL SAMPLE: 5104636

Parameter	Units	Spike Conc.	LCS Result	LCS % Rec	% Rec Limits	Qualifiers
Alkalinity, Total as CaCO3	mg/L	50	51.2	102	80-120	

MATRIX SPIKE & MATRIX SPIKE DUPLICATE: 5104637 5104638

Parameter	Units	92844935003 Result	MS Spike Conc.	MSD Spike Conc.	MS Result	MSD Result	MS % Rec	MSD % Rec	% Rec Limits	RPD	Max RPD	Qual
Alkalinity, Total as CaCO3	mg/L	83.6	50	50	131	132	95	97	80-120	1	25	

MATRIX SPIKE & MATRIX SPIKE DUPLICATE: 5104639 5104640

Parameter	Units	92844362007 Result	MS Spike Conc.	MSD Spike Conc.	MS Result	MSD Result	MS % Rec	MSD % Rec	% Rec Limits	RPD	Max RPD	Qual
Alkalinity, Total as CaCO3	mg/L	50.8	50	50	102	101	103	100	80-120	1	25	

Results presented on this page are in the units indicated by the "Units" column except where an alternate unit is presented to the right of the result.

This report shall not be reproduced, except in full,
without the written consent of Pace Analytical Services, LLC.

Pace Analytical Services, LLC
9800 Kincey Ave. Suite 100
Huntersville, NC 28078
(704)875-9092

QUALITY CONTROL DATA

Project: YAT Pooled Upgradient
Pace Project No.: 92845115

QC Batch: 993998
QC Batch Method: SM 2320B-2021
Analysis Method: SM 2320B-2021
Analysis Description: 2320B Alkalinity
Laboratory: Pace Analytical Services - Asheville

Associated Lab Samples: 92845115003, 92845115004, 92845115005, 92845115006, 92845115007, 92845115008, 92845115009, 92845115010, 92845115011, 92845115012, 92845115013, 92845115014, 92845115015, 92845115016, 92845115017, 92845115018, 92845115019, 92845115020, 92845115021, 92845115022

METHOD BLANK: 5110016
Matrix: Water

Associated Lab Samples: 92845115003, 92845115004, 92845115005, 92845115006, 92845115007, 92845115008, 92845115009, 92845115010, 92845115011, 92845115012, 92845115013, 92845115014, 92845115015, 92845115016, 92845115017, 92845115018, 92845115019, 92845115020, 92845115021, 92845115022

Parameter	Units	Blank Result	Reporting Limit	MDL	Analyzed	Qualifiers
Alkalinity, Total as CaCO3	mg/L	ND	5.0	5.0	03/03/26 11:15	
Alkalinity,Bicarbonate (CaCO3)	mg/L	ND	5.0	5.0	03/03/26 11:15	
Alkalinity,Carbonate (CaCO3)	mg/L	ND	5.0	5.0	03/03/26 11:15	

LABORATORY CONTROL SAMPLE: 5110017

Parameter	Units	Spike Conc.	LCS Result	LCS % Rec	% Rec Limits	Qualifiers
Alkalinity, Total as CaCO3	mg/L	50	52.1	104	80-120	

LABORATORY CONTROL SAMPLE: 5110018

Parameter	Units	Spike Conc.	LCS Result	LCS % Rec	% Rec Limits	Qualifiers
Alkalinity, Total as CaCO3	mg/L	50	52.7	105	80-120	

MATRIX SPIKE & MATRIX SPIKE DUPLICATE: 5110019 5110020

Parameter	Units	92845115003 Result	MS Spike Conc.	MSD Spike Conc.	MS Result	MSD Result	MS % Rec	MSD % Rec	% Rec Limits	RPD	Max RPD	Qual
Alkalinity, Total as CaCO3	mg/L	34.9	50	50	84.7	87.1	100	104	80-120	3	25	

MATRIX SPIKE & MATRIX SPIKE DUPLICATE: 5110021 5110022

Parameter	Units	92845115004 Result	MS Spike Conc.	MSD Spike Conc.	MS Result	MSD Result	MS % Rec	MSD % Rec	% Rec Limits	RPD	Max RPD	Qual
Alkalinity, Total as CaCO3	mg/L	187	50	50	249	244	125	115	80-120	2	25	M1

Results presented on this page are in the units indicated by the "Units" column except where an alternate unit is presented to the right of the result.

This report shall not be reproduced, except in full,
without the written consent of Pace Analytical Services, LLC.

Pace Analytical Services, LLC
9800 Kincey Ave. Suite 100
Huntersville, NC 28078
(704)875-9092

QUALITY CONTROL DATA

Project: YAT Pooled Upgradient
Pace Project No.: 92845115

QC Batch: 993999
QC Batch Method: SM 2320B-2021
Analysis Method: SM 2320B-2021
Analysis Description: 2320B Alkalinity
Laboratory: Pace Analytical Services - Asheville
Associated Lab Samples: 92845115023, 92845115024

METHOD BLANK: 5110023 Matrix: Water
Associated Lab Samples: 92845115023, 92845115024

Parameter	Units	Blank Result	Reporting Limit	MDL	Analyzed	Qualifiers
Alkalinity, Total as CaCO3	mg/L	ND	5.0	5.0	03/03/26 14:35	
Alkalinity,Bicarbonate (CaCO3)	mg/L	ND	5.0	5.0	03/03/26 14:35	
Alkalinity,Carbonate (CaCO3)	mg/L	ND	5.0	5.0	03/03/26 14:35	

LABORATORY CONTROL SAMPLE: 5110024

Parameter	Units	Spike Conc.	LCS Result	LCS % Rec	% Rec Limits	Qualifiers
Alkalinity, Total as CaCO3	mg/L	50	52.3	105	80-120	

LABORATORY CONTROL SAMPLE: 5110025

Parameter	Units	Spike Conc.	LCS Result	LCS % Rec	% Rec Limits	Qualifiers
Alkalinity, Total as CaCO3	mg/L	50	52.3	105	80-120	

MATRIX SPIKE & MATRIX SPIKE DUPLICATE: 5110026 5110027

Parameter	Units	92844675002 Result	MS Spike Conc.	MSD Spike Conc.	MS Result	MSD Result	MS % Rec	MSD % Rec	% Rec Limits	RPD	Max RPD	Qual
Alkalinity, Total as CaCO3	mg/L	186	50	50	237	243	102	115	80-120	3	25	

MATRIX SPIKE & MATRIX SPIKE DUPLICATE: 5110028 5110029

Parameter	Units	92844695001 Result	MS Spike Conc.	MSD Spike Conc.	MS Result	MSD Result	MS % Rec	MSD % Rec	% Rec Limits	RPD	Max RPD	Qual
Alkalinity, Total as CaCO3	mg/L	45.8	50	50	98.2	99.0	105	106	80-120	1	25	

Results presented on this page are in the units indicated by the "Units" column except where an alternate unit is presented to the right of the result.

REPORT OF LABORATORY ANALYSIS

This report shall not be reproduced, except in full,
without the written consent of Pace Analytical Services, LLC.

Pace Analytical Services, LLC
9800 Kincey Ave. Suite 100
Huntersville, NC 28078
(704)875-9092

QUALITY CONTROL DATA

Project: YAT Pooled Upgradient
Pace Project No.: 92845115

QC Batch: 992420
QC Batch Method: SM 2540C-2020
Analysis Method: SM 2540C-2020
Analysis Description: 2540C Total Dissolved Solids
Laboratory: Pace Analytical Services - Asheville

Associated Lab Samples: 92845115001, 92845115002, 92845115003, 92845115004, 92845115005, 92845115006, 92845115007, 92845115008, 92845115009, 92845115010, 92845115011, 92845115012, 92845115013, 92845115014, 92845115015, 92845115016, 92845115017, 92845115018, 92845115019

METHOD BLANK: 5101893
Matrix: Water

Associated Lab Samples: 92845115001, 92845115002, 92845115003, 92845115004, 92845115005, 92845115006, 92845115007, 92845115008, 92845115009, 92845115010, 92845115011, 92845115012, 92845115013, 92845115014, 92845115015, 92845115016, 92845115017, 92845115018, 92845115019

Parameter	Units	Blank Result	Reporting Limit	MDL	Analyzed	Qualifiers
Total Dissolved Solids	mg/L	ND	25.0	25.0	02/22/26 15:35	

LABORATORY CONTROL SAMPLE: 5101894

Parameter	Units	Spike Conc.	LCS Result	LCS % Rec	% Rec Limits	Qualifiers
Total Dissolved Solids	mg/L	250	238	95	90-110	

SAMPLE DUPLICATE: 5101895

Parameter	Units	92845104001 Result	Dup Result	RPD	Max RPD	Qualifiers
Total Dissolved Solids	mg/L	212	208	2	25	

SAMPLE DUPLICATE: 5101896

Parameter	Units	92845115010 Result	Dup Result	RPD	Max RPD	Qualifiers
Total Dissolved Solids	mg/L	113	114	1	25	

Results presented on this page are in the units indicated by the "Units" column except where an alternate unit is presented to the right of the result.

This report shall not be reproduced, except in full,
without the written consent of Pace Analytical Services, LLC.

Pace Analytical Services, LLC
9800 Kincey Ave. Suite 100
Huntersville, NC 28078
(704)875-9092

QUALITY CONTROL DATA

Project: YAT Pooled Upgradient
Pace Project No.: 92845115

QC Batch: 992421
QC Batch Method: SM 2540C-2020
Analysis Method: SM 2540C-2020
Analysis Description: 2540C Total Dissolved Solids
Laboratory: Pace Analytical Services - Asheville
Associated Lab Samples: 92845115020, 92845115021, 92845115022, 92845115023, 92845115024

METHOD BLANK: 5101897
Matrix: Water
Associated Lab Samples: 92845115020, 92845115021, 92845115022, 92845115023, 92845115024

Parameter	Units	Blank Result	Reporting Limit	MDL	Analyzed	Qualifiers
Total Dissolved Solids	mg/L	ND	25.0	25.0	02/22/26 15:27	

LABORATORY CONTROL SAMPLE: 5101898

Parameter	Units	Spike Conc.	LCS Result	LCS % Rec	% Rec Limits	Qualifiers
Total Dissolved Solids	mg/L	250	236	94	90-110	

SAMPLE DUPLICATE: 5101899

Parameter	Units	92845115020 Result	Dup Result	RPD	Max RPD	Qualifiers
Total Dissolved Solids	mg/L	ND	ND		25	

SAMPLE DUPLICATE: 5101900

Parameter	Units	92844948012 Result	Dup Result	RPD	Max RPD	Qualifiers
Total Dissolved Solids	mg/L	41.0	41.0	0	25	

Results presented on this page are in the units indicated by the "Units" column except where an alternate unit is presented to the right of the result.

This report shall not be reproduced, except in full,
without the written consent of Pace Analytical Services, LLC.

Pace Analytical Services, LLC
9800 Kincey Ave. Suite 100
Huntersville, NC 28078
(704)875-9092

QUALITY CONTROL DATA

Project: YAT Pooled Upgradient
Pace Project No.: 92845115

QC Batch: 992323
QC Batch Method: EPA 300.0 Rev 2.1 1993
Analysis Method: EPA 300.0 Rev 2.1 1993
Analysis Description: 300.0 IC Anions
Laboratory: Pace Analytical Services - Asheville
Associated Lab Samples: 92845115001, 92845115002, 92845115003, 92845115004, 92845115005, 92845115006, 92845115007, 92845115008, 92845115009, 92845115010, 92845115011, 92845115012

METHOD BLANK: 5101661
Matrix: Water
Associated Lab Samples: 92845115001, 92845115002, 92845115003, 92845115004, 92845115005, 92845115006, 92845115007, 92845115008, 92845115009, 92845115010, 92845115011, 92845115012

Parameter	Units	Blank Result	Reporting Limit	MDL	Analyzed	Qualifiers
Chloride	mg/L	ND	1.0	0.60	02/21/26 14:02	
Fluoride	mg/L	ND	0.10	0.050	02/21/26 14:02	
Sulfate	mg/L	ND	1.0	0.50	02/21/26 14:02	

LABORATORY CONTROL SAMPLE: 5101662

Parameter	Units	Spike Conc.	LCS Result	LCS % Rec	% Rec Limits	Qualifiers
Chloride	mg/L	50	50.3	101	90-110	
Fluoride	mg/L	2.5	2.4	97	90-110	
Sulfate	mg/L	50	50.7	101	90-110	

MATRIX SPIKE & MATRIX SPIKE DUPLICATE: 5101663 5101664

Parameter	Units	92845115002 Result	MS Spike Conc.	MSD Spike Conc.	MS Result	MSD Result	MS % Rec	MSD % Rec	% Rec Limits	RPD	Max RPD	Qual
Chloride	mg/L	6.9	50	50	56.9	57.3	100	101	90-110	1	10	
Fluoride	mg/L	ND	2.5	2.5	2.6	2.6	103	103	90-110	0	10	
Sulfate	mg/L	0.74J	50	50	50.8	51.2	100	101	90-110	1	10	

MATRIX SPIKE & MATRIX SPIKE DUPLICATE: 5101665 5101666

Parameter	Units	92845115012 Result	MS Spike Conc.	MSD Spike Conc.	MS Result	MSD Result	MS % Rec	MSD % Rec	% Rec Limits	RPD	Max RPD	Qual
Chloride	mg/L	1.1	50	50	51.4	51.9	101	102	90-110	1	10	
Fluoride	mg/L	0.092J	2.5	2.5	2.5	2.5	95	95	90-110	1	10	
Sulfate	mg/L	13.8	50	50	63.4	64.0	99	100	90-110	1	10	

Results presented on this page are in the units indicated by the "Units" column except where an alternate unit is presented to the right of the result.

This report shall not be reproduced, except in full,
without the written consent of Pace Analytical Services, LLC.

Pace Analytical Services, LLC
9800 Kincey Ave. Suite 100
Huntersville, NC 28078
(704)875-9092

QUALITY CONTROL DATA

Project: YAT Pooled Upgradient
Pace Project No.: 92845115

QC Batch: 992349
QC Batch Method: EPA 300.0 Rev 2.1 1993
Analysis Method: EPA 300.0 Rev 2.1 1993
Analysis Description: 300.0 IC Anions
Laboratory: Pace Analytical Services - Asheville
Associated Lab Samples: 92845115013, 92845115014, 92845115015, 92845115016, 92845115017, 92845115018, 92845115019, 92845115020, 92845115021, 92845115022, 92845115023, 92845115024

METHOD BLANK: 5101728
Matrix: Water
Associated Lab Samples: 92845115013, 92845115014, 92845115015, 92845115016, 92845115017, 92845115018, 92845115019, 92845115020, 92845115021, 92845115022, 92845115023, 92845115024

Parameter	Units	Blank Result	Reporting Limit	MDL	Analyzed	Qualifiers
Chloride	mg/L	ND	1.0	0.60	02/21/26 13:52	
Fluoride	mg/L	ND	0.10	0.050	02/21/26 13:52	
Sulfate	mg/L	ND	1.0	0.50	02/21/26 13:52	

LABORATORY CONTROL SAMPLE: 5101729

Parameter	Units	Spike Conc.	LCS Result	LCS % Rec	% Rec Limits	Qualifiers
Chloride	mg/L	50	49.8	100	90-110	
Fluoride	mg/L	2.5	2.6	103	90-110	
Sulfate	mg/L	50	50.0	100	90-110	

MATRIX SPIKE & MATRIX SPIKE DUPLICATE: 5101730 5101731

Parameter	Units	92845115022 Result	MS Spike Conc.	MSD Spike Conc.	MS Result	MSD Result	MS % Rec	MSD % Rec	% Rec Limits	RPD	Max RPD	Qual
Chloride	mg/L	1.7	50	50	51.1	51.3	99	99	90-110	0	10	
Fluoride	mg/L	0.059J	2.5	2.5	2.4	2.4	94	94	90-110	1	10	
Sulfate	mg/L	1.1	50	50	50.4	50.5	99	99	90-110	0	10	

MATRIX SPIKE & MATRIX SPIKE DUPLICATE: 5101732 5101733

Parameter	Units	92845334002 Result	MS Spike Conc.	MSD Spike Conc.	MS Result	MSD Result	MS % Rec	MSD % Rec	% Rec Limits	RPD	Max RPD	Qual
Chloride	mg/L	14.4	50	50	64.4	64.4	100	100	90-110	0	10	
Fluoride	mg/L	0.059J	2.5	2.5	2.5	2.5	97	98	90-110	1	10	
Sulfate	mg/L	83.1	50	50	119	118	72	70	90-110	1	10	M1

Results presented on this page are in the units indicated by the "Units" column except where an alternate unit is presented to the right of the result.

REPORT OF LABORATORY ANALYSIS

This report shall not be reproduced, except in full,
without the written consent of Pace Analytical Services, LLC.

Pace Analytical Services, LLC
9800 Kincey Ave. Suite 100
Huntersville, NC 28078
(704)875-9092

QUALITY CONTROL DATA

Project: YAT Pooled Upgradient
Pace Project No.: 92845115

QC Batch: 993102
QC Batch Method: EPA 3005A
Analysis Method: EPA 6020B
Analysis Description: WC 6020B MET
Laboratory: Pace Analytical Services - West Columbia
Associated Lab Samples: 92845115001, 92845115002, 92845115003, 92845115004

METHOD BLANK: 5104981
Matrix: Water
Associated Lab Samples: 92845115001, 92845115002, 92845115003, 92845115004

Parameter	Units	Blank Result	Reporting Limit	MDL	Analyzed	Qualifiers
Antimony	mg/L	ND	0.0020	0.00043	03/13/26 13:35	
Arsenic	mg/L	ND	0.0020	0.00041	03/13/26 13:35	
Barium	mg/L	ND	0.0050	0.00056	03/13/26 13:35	
Beryllium	mg/L	ND	0.00040	0.00015	03/13/26 13:35	
Boron	mg/L	ND	0.040	0.0073	03/20/26 11:45	
Cadmium	mg/L	ND	0.00050	0.00010	03/13/26 13:35	
Calcium	mg/L	ND	0.40	0.10	03/13/26 13:35	
Chromium	mg/L	ND	0.0050	0.00024	03/13/26 13:35	
Cobalt	mg/L	ND	0.0050	0.00012	03/13/26 13:35	
Lead	mg/L	ND	0.0010	0.00027	03/13/26 13:35	
Magnesium	mg/L	ND	0.050	0.024	03/13/26 13:35	
Molybdenum	mg/L	ND	0.010	0.0020	03/13/26 13:35	
Potassium	mg/L	ND	0.40	0.13	03/13/26 13:35	
Selenium	mg/L	ND	0.0050	0.00050	03/13/26 13:35	
Sodium	mg/L	ND	0.40	0.083	03/13/26 13:35	
Thallium	mg/L	ND	0.00050	0.00017	03/13/26 13:35	

LABORATORY CONTROL SAMPLE: 5104982

Parameter	Units	Spike Conc.	LCS Result	LCS % Rec	% Rec Limits	Qualifiers
Antimony	mg/L	0.1	0.10	104	80-120	
Arsenic	mg/L	0.1	0.11	105	80-120	
Barium	mg/L	0.1	0.10	104	80-120	
Beryllium	mg/L	0.1	0.10	104	80-120	
Boron	mg/L	0.1	0.098	98	80-120	
Cadmium	mg/L	0.1	0.10	104	80-120	
Calcium	mg/L	1	1.0	104	80-120	
Chromium	mg/L	0.1	0.10	105	80-120	
Cobalt	mg/L	0.1	0.11	110	80-120	
Lead	mg/L	0.1	0.099	99	80-120	
Magnesium	mg/L	1	1.0	102	80-120	
Molybdenum	mg/L	0.1	0.096	96	80-120	
Potassium	mg/L	1	1.1	106	80-120	
Selenium	mg/L	0.1	0.10	102	80-120	
Sodium	mg/L	1	1.1	109	80-120	
Thallium	mg/L	0.1	0.11	107	80-120	

Results presented on this page are in the units indicated by the "Units" column except where an alternate unit is presented to the right of the result.

This report shall not be reproduced, except in full,
without the written consent of Pace Analytical Services, LLC.

Pace Analytical Services, LLC
9800 Kincey Ave. Suite 100
Huntersville, NC 28078
(704)875-9092

QUALITY CONTROL DATA

Project: YAT Pooled Upgradient
Pace Project No.: 92845115

MATRIX SPIKE & MATRIX SPIKE DUPLICATE: 5104983 5104984

Parameter	Units	92845013019 Result	MS Spike Conc.	MSD Spike Conc.	MS Result	MSD Result	MS % Rec	MSD % Rec	% Rec Limits	RPD	Max RPD	Qual
Antimony	mg/L	ND	0.1	0.1	0.11	0.10	107	104	75-125	3	20	
Arsenic	mg/L	ND	0.1	0.1	0.11	0.11	107	105	75-125	1	20	
Barium	mg/L	29.2 ug/L	0.1	0.1	0.14	0.13	106	105	75-125	0	20	
Beryllium	mg/L	ND	0.1	0.1	0.11	0.10	106	105	75-125	1	20	
Boron	mg/L	ND	0.1	0.1	0.12	0.12	105	102	75-125	3	20	
Cadmium	mg/L	ND	0.1	0.1	0.11	0.10	107	105	75-125	2	20	
Calcium	mg/L	5.9	1	1	6.9	6.7	104	82	75-125	3	20	
Chromium	mg/L	ND	0.1	0.1	0.11	0.11	107	106	75-125	1	20	
Cobalt	mg/L	ND	0.1	0.1	0.11	0.11	111	107	75-125	3	20	
Lead	mg/L	ND	0.1	0.1	0.10	0.10	102	100	75-125	2	20	
Magnesium	mg/L	2.4	1	1	3.5	3.4	106	100	75-125	2	20	
Molybdenum	mg/L	ND	0.1	0.1	0.098	0.096	98	96	75-125	2	20	
Potassium	mg/L	3.1	1	1	4.1	4.0	107	94	75-125	3	20	
Selenium	mg/L	ND	0.1	0.1	0.11	0.10	106	104	75-125	2	20	
Sodium	mg/L	6.4	1	1	7.5	7.2	105	79	75-125	4	20	
Thallium	mg/L	ND	0.1	0.1	0.11	0.11	108	108	75-125	0	20	

Results presented on this page are in the units indicated by the "Units" column except where an alternate unit is presented to the right of the result.

This report shall not be reproduced, except in full,
without the written consent of Pace Analytical Services, LLC.

Pace Analytical Services, LLC
9800 Kincey Ave. Suite 100
Huntersville, NC 28078
(704)875-9092

QUALITY CONTROL DATA

Project: YAT Pooled Upgradient
Pace Project No.: 92845115

QC Batch: 993110
QC Batch Method: EPA 3005A
Analysis Method: EPA 6020B
Analysis Description: WC 6020B MET
Laboratory: Pace Analytical Services - West Columbia

Associated Lab Samples: 92845115005, 92845115006, 92845115007, 92845115008, 92845115009, 92845115010, 92845115011, 92845115012, 92845115013, 92845115014, 92845115015, 92845115016, 92845115017, 92845115018, 92845115019, 92845115020, 92845115021, 92845115022, 92845115023, 92845115024

METHOD BLANK: 5105048
Matrix: Water

Associated Lab Samples: 92845115005, 92845115006, 92845115007, 92845115008, 92845115009, 92845115010, 92845115011, 92845115012, 92845115013, 92845115014, 92845115015, 92845115016, 92845115017, 92845115018, 92845115019, 92845115020, 92845115021, 92845115022, 92845115023, 92845115024

Parameter	Units	Blank Result	Reporting Limit	MDL	Analyzed	Qualifiers
Antimony	mg/L	ND	0.0020	0.00043	03/12/26 13:45	
Arsenic	mg/L	ND	0.0020	0.00041	03/12/26 13:45	
Barium	mg/L	ND	0.0050	0.00056	03/12/26 13:45	
Beryllium	mg/L	ND	0.00040	0.00015	03/20/26 16:47	
Boron	mg/L	ND	0.040	0.0073	03/20/26 16:47	
Cadmium	mg/L	ND	0.00050	0.00010	03/12/26 13:45	
Calcium	mg/L	ND	0.40	0.10	03/12/26 13:45	
Chromium	mg/L	ND	0.0050	0.00024	03/12/26 13:45	
Cobalt	mg/L	ND	0.0050	0.00012	03/12/26 13:45	
Lead	mg/L	ND	0.0010	0.00027	03/12/26 13:45	
Magnesium	mg/L	ND	0.050	0.024	03/12/26 13:45	
Molybdenum	mg/L	ND	0.010	0.0020	03/12/26 13:45	
Potassium	mg/L	ND	0.40	0.13	03/12/26 13:45	
Selenium	mg/L	ND	0.0050	0.00050	03/12/26 13:45	
Sodium	mg/L	ND	0.40	0.083	03/12/26 13:45	
Thallium	mg/L	ND	0.00050	0.00017	03/12/26 13:45	

LABORATORY CONTROL SAMPLE: 5105049

Parameter	Units	Spike Conc.	LCS Result	LCS % Rec	% Rec Limits	Qualifiers
Antimony	mg/L	0.1	0.10	100	80-120	
Arsenic	mg/L	0.1	0.10	103	80-120	
Barium	mg/L	0.1	0.10	105	80-120	
Beryllium	mg/L	0.1	0.096	96	80-120	
Boron	mg/L	0.1	0.10	100	80-120	
Cadmium	mg/L	0.1	0.10	100	80-120	
Calcium	mg/L	1	1.0	102	80-120	
Chromium	mg/L	0.1	0.10	105	80-120	
Cobalt	mg/L	0.1	0.11	107	80-120	
Lead	mg/L	0.1	0.11	106	80-120	
Magnesium	mg/L	1	1.0	103	80-120	
Molybdenum	mg/L	0.1	0.093	93	80-120	
Potassium	mg/L	1	1.1	105	80-120	
Selenium	mg/L	0.1	0.10	104	80-120	
Sodium	mg/L	1	1.0	105	80-120	

Results presented on this page are in the units indicated by the "Units" column except where an alternate unit is presented to the right of the result.

This report shall not be reproduced, except in full,
without the written consent of Pace Analytical Services, LLC.

Pace Analytical Services, LLC
9800 Kincey Ave. Suite 100
Huntersville, NC 28078
(704)875-9092

QUALITY CONTROL DATA

Project: YAT Pooled Upgradient
Pace Project No.: 92845115

LABORATORY CONTROL SAMPLE: 5105049

Parameter	Units	Spike Conc.	LCS Result	LCS % Rec	% Rec Limits	Qualifiers
Thallium	mg/L	0.1	0.11	106	80-120	

MATRIX SPIKE & MATRIX SPIKE DUPLICATE: 5105050 5105051

Parameter	Units	92845115005 Result	MS Spike Conc.	MSD Spike Conc.	MS Result	MSD Result	MS % Rec	MSD % Rec	% Rec Limits	RPD	Max RPD	Qual
Antimony	mg/L	ND	0.1	0.1	0.10	0.10	102	101	75-125	1	20	
Arsenic	mg/L	ND	0.1	0.1	0.10	0.10	101	102	75-125	1	20	
Barium	mg/L	0.034	0.1	0.1	0.13	0.14	100	102	75-125	2	20	
Beryllium	mg/L	0.00023J	0.1	0.1	0.10	0.10	100	102	75-125	3	20	
Boron	mg/L	0.078	0.1	0.1	0.18	0.19	104	108	75-125	2	20	
Cadmium	mg/L	ND	0.1	0.1	0.10	0.10	103	103	75-125	0	20	
Calcium	mg/L	5.3	1	1	6.2	6.1	97	82	75-125	2	20	
Chromium	mg/L	ND	0.1	0.1	0.10	0.11	105	105	75-125	1	20	
Cobalt	mg/L	0.00015J	0.1	0.1	0.11	0.10	105	104	75-125	1	20	
Lead	mg/L	ND	0.1	0.1	0.10	0.10	102	102	75-125	0	20	
Magnesium	mg/L	3.0	1	1	3.9	3.9	98	95	75-125	1	20	
Molybdenum	mg/L	ND	0.1	0.1	0.094	0.094	94	94	75-125	0	20	
Potassium	mg/L	2.0	1	1	3.0	3.0	96	99	75-125	1	20	
Selenium	mg/L	0.00074J	0.1	0.1	0.10	0.10	104	102	75-125	2	20	
Sodium	mg/L	10.8	1	1	11.8	11.8	94	98	75-125	0	20	
Thallium	mg/L	ND	0.1	0.1	0.10	0.11	104	108	75-125	4	20	

Results presented on this page are in the units indicated by the "Units" column except where an alternate unit is presented to the right of the result.

This report shall not be reproduced, except in full,
without the written consent of Pace Analytical Services, LLC.

Pace Analytical Services, LLC
9800 Kincey Ave. Suite 100
Huntersville, NC 28078
(704)875-9092

QUALITY CONTROL DATA

Project: YAT Pooled Upgradient
Pace Project No.: 92845115

QC Batch: 992430
QC Batch Method: EPA 7470A
Analysis Method: EPA 7470A
Analysis Description: WCOL 7470 Mercury
Laboratory: Pace Analytical Services - West Columbia

Associated Lab Samples: 92845115001, 92845115002, 92845115003, 92845115004, 92845115005, 92845115006, 92845115007, 92845115008, 92845115009, 92845115010, 92845115011, 92845115012, 92845115013, 92845115014, 92845115015, 92845115016, 92845115017

METHOD BLANK: 5101919
Matrix: Water

Associated Lab Samples: 92845115001, 92845115002, 92845115003, 92845115004, 92845115005, 92845115006, 92845115007, 92845115008, 92845115009, 92845115010, 92845115011, 92845115012, 92845115013, 92845115014, 92845115015, 92845115016, 92845115017

Parameter	Units	Blank Result	Reporting Limit	MDL	Analyzed	Qualifiers
Mercury	mg/L	ND	0.00020	0.000091	02/24/26 23:52	

LABORATORY CONTROL SAMPLE: 5101920

Parameter	Units	Spike Conc.	LCS Result	LCS % Rec	% Rec Limits	Qualifiers
Mercury	mg/L	0.002	0.0021	105	80-120	

MATRIX SPIKE & MATRIX SPIKE DUPLICATE: 5101921 5101922

Parameter	Units	92845115010 Result	MS Spike Conc.	MSD Spike Conc.	MS Result	MSD Result	MS % Rec	MSD % Rec	% Rec Limits	RPD	Max RPD	Qual
Mercury	mg/L	0.00011J	0.002	0.002	0.0021	0.0021	102	101	80-120	1	20	

Results presented on this page are in the units indicated by the "Units" column except where an alternate unit is presented to the right of the result.

REPORT OF LABORATORY ANALYSIS

This report shall not be reproduced, except in full,
without the written consent of Pace Analytical Services, LLC.

Pace Analytical Services, LLC
9800 Kincey Ave. Suite 100
Huntersville, NC 28078
(704)875-9092

QUALITY CONTROL DATA

Project: YAT Pooled Upgradient
Pace Project No.: 92845115

QC Batch: 992431
QC Batch Method: EPA 7470A
Analysis Method: EPA 7470A
Analysis Description: WCOL 7470 Mercury
Laboratory: Pace Analytical Services - West Columbia
Associated Lab Samples: 92845115018, 92845115019, 92845115020, 92845115021, 92845115022, 92845115023, 92845115024

METHOD BLANK: 5101923
Matrix: Water
Associated Lab Samples: 92845115018, 92845115019, 92845115020, 92845115021, 92845115022, 92845115023, 92845115024

Parameter	Units	Blank Result	Reporting Limit	MDL	Analyzed	Qualifiers
Mercury	mg/L	ND	0.00020	0.000091	02/25/26 18:24	

LABORATORY CONTROL SAMPLE: 5101924

Parameter	Units	Spike Conc.	LCS Result	LCS % Rec	% Rec Limits	Qualifiers
Mercury	mg/L	0.002	0.0020	102	80-120	

MATRIX SPIKE & MATRIX SPIKE DUPLICATE: 5101925 5101926

Parameter	Units	92845115021 Result	MS Spike Conc.	MSD Spike Conc.	MS Result	MSD Result	MS % Rec	MSD % Rec	% Rec Limits	RPD	Max RPD	Qual
Mercury	mg/L	ND	0.002	0.002	0.0019	0.0021	96	104	80-120	8	20	

Results presented on this page are in the units indicated by the "Units" column except where an alternate unit is presented to the right of the result.

REPORT OF LABORATORY ANALYSIS

This report shall not be reproduced, except in full,
without the written consent of Pace Analytical Services, LLC.

Pace Analytical Services, LLC
9800 Kincey Ave. Suite 100
Huntersville, NC 28078
(704)875-9092

QUALIFIERS

Project: YAT Pooled Upgradient
Pace Project No.: 92845115

DEFINITIONS

DF - Dilution Factor, if reported, represents the factor applied to the reported data due to dilution of the sample aliquot.

ND - Not Detected at or above adjusted reporting limit.

TNTC - Too Numerous To Count

J - Estimated concentration above the adjusted method detection limit and below the adjusted reporting limit.

MDL - Adjusted Method Detection Limit.

PQL - Practical Quantitation Limit.

RL - Reporting Limit - The lowest concentration value that meets project requirements for quantitative data with known precision and bias for a specific analyte in a specific matrix.

S - Surrogate

1,2-Diphenylhydrazine decomposes to and cannot be separated from Azobenzene using Method 8270. The result for each analyte is a combined concentration.

Consistent with EPA guidelines, unrounded data are displayed and have been used to calculate % recovery and RPD values.

LCS(D) - Laboratory Control Sample (Duplicate)

MS(D) - Matrix Spike (Duplicate)

DUP - Sample Duplicate

RPD - Relative Percent Difference

NC - Not Calculable.

SG - Silica Gel - Clean-Up

U - Indicates the compound was analyzed for, but not detected.

Acid preservation may not be appropriate for 2 Chloroethylvinyl ether.

A separate vial preserved to a pH of 4-5 is recommended in SW846 Chapter 4 for the analysis of Acrolein and Acrylonitrile by EPA Method 8260.

N-Nitrosodiphenylamine decomposes and cannot be separated from Diphenylamine using Method 8270. The result reported for each analyte is a combined concentration.

Reported results are not rounded until the final step prior to reporting. Therefore, calculated parameters that are typically reported as "Total" may vary slightly from the sum of the reported component parameters.

Pace Analytical is TNI accredited. Contact your Pace PM for the current list of accredited analytes.

TNI - The NELAC Institute.

WORKORDER QUALIFIERS

WO: 92845115

[1]	ARCADIS
[2]	DO NOT DILUTE. MUST MEET REPORTING LIMITS. LET PM KNOW FIRST IF THERE ARE ISSUES.

ANALYTE QUALIFIERS

J	Analyte detected below the reporting limit, therefore result is an estimate. This qualifier is also used for all TICs.
M1	Matrix spike recovery exceeded QC limits. Batch accepted based on laboratory control sample (LCS) recovery.

This report shall not be reproduced, except in full,
without the written consent of Pace Analytical Services, LLC.

Pace Analytical Services, LLC
9800 Kincey Ave. Suite 100
Huntersville, NC 28078
(704)875-9092

QUALITY CONTROL DATA CROSS REFERENCE TABLE

Project: YAT Pooled Upgradient
Pace Project No.: 92845115

Lab ID	Sample ID	QC Batch Method	QC Batch	Analytical Method	Analytical Batch
92845115001	**YAT-YGWA-17S**	3015	2698976	EPA 6020B	2698976
92845115002	**YAT-YGWA-18S**	3015	2698976	EPA 6020B	2698976
92845115003	**YAT-YGWA-18I**	3015	2698976	EPA 6020B	2698976
92845115004	**YAT-YGWA-39**	3015	2698976	EPA 6020B	2698976
92845115005	**YAT-YGWA-40**	3015	2698976	EPA 6020B	2698976
92845115006	**YAT-YGWA-3D**	3015	2698976	EPA 6020B	2698976
92845115007	**YAT-UGRD-FB-2**	3015	2698976	EPA 6020B	2698976
92845115008	**YAT-UGRD-FD-2**	3015	2698976	EPA 6020B	2698976
92845115009	**YAT-YGWA-1I**	3015	2698976	EPA 6020B	2698976
92845115010	**YAT-YGWA-1D**	3015	2698976	EPA 6020B	2698976
92845115011	**YAT-YGWA-2I**	3015	2698976	EPA 6020B	2698976
92845115012	**YAT-YGWA-3I**	3015	2698976	EPA 6020B	2698976
92845115013	**YAT-UGRD-EB-1**	3015	2698976	EPA 6020B	2698976
92845115014	**YAT-UGRD-FD-1**	3015	2698976	EPA 6020B	2698976
92845115015	**YAT-YGWA-21I**	3015	2698976	EPA 6020B	2698976
92845115016	**YAT-YGWA-4I**	3015	2698976	EPA 6020B	2698976
92845115017	**YAT-YGWA-5I**	3015	2698976	EPA 6020B	2698976
92845115018	**YAT-YGWA-5D**	3015	2698976	EPA 6020B	2698976
92845115019	**YAT-YGWA-20S**	3015	2698976	EPA 6020B	2698976
92845115020	**YAT-UGRD-FB-2**	3015	2698976	EPA 6020B	2698976
92845115021	**YAT-YGWA-47**	3015	2698968	EPA 6020B	2698968
92845115022	**YAT-YGWA-30I**	3015	2698968	EPA 6020B	2698968
92845115023	**YAT-YGWA-14S**	3015	2698968	EPA 6020B	2698968
92845115024	**YAT-UGRD-FB-1**	3015	2698968	EPA 6020B	2698968
92845115001	**YAT-YGWA-17S**	SM 2320B-2021	993015		
92845115002	**YAT-YGWA-18S**	SM 2320B-2021	993015		
92845115003	**YAT-YGWA-18I**	SM 2320B-2021	993998		
92845115004	**YAT-YGWA-39**	SM 2320B-2021	993998		
92845115005	**YAT-YGWA-40**	SM 2320B-2021	993998		
92845115006	**YAT-YGWA-3D**	SM 2320B-2021	993998		
92845115007	**YAT-UGRD-FB-2**	SM 2320B-2021	993998		
92845115008	**YAT-UGRD-FD-2**	SM 2320B-2021	993998		
92845115009	**YAT-YGWA-1I**	SM 2320B-2021	993998		
92845115010	**YAT-YGWA-1D**	SM 2320B-2021	993998		
92845115011	**YAT-YGWA-2I**	SM 2320B-2021	993998		
92845115012	**YAT-YGWA-3I**	SM 2320B-2021	993998		
92845115013	**YAT-UGRD-EB-1**	SM 2320B-2021	993998		
92845115014	**YAT-UGRD-FD-1**	SM 2320B-2021	993998		
92845115015	**YAT-YGWA-21I**	SM 2320B-2021	993998		
92845115016	**YAT-YGWA-4I**	SM 2320B-2021	993998		
92845115017	**YAT-YGWA-5I**	SM 2320B-2021	993998		
92845115018	**YAT-YGWA-5D**	SM 2320B-2021	993998		
92845115019	**YAT-YGWA-20S**	SM 2320B-2021	993998		
92845115020	**YAT-UGRD-FB-2**	SM 2320B-2021	993998		
92845115021	**YAT-YGWA-47**	SM 2320B-2021	993998		
92845115022	**YAT-YGWA-30I**	SM 2320B-2021	993998		
92845115023	**YAT-YGWA-14S**	SM 2320B-2021	993999		

This report shall not be reproduced, except in full,
without the written consent of Pace Analytical Services, LLC.

Pace Analytical Services, LLC
9800 Kincey Ave. Suite 100
Huntersville, NC 28078
(704)875-9092

QUALITY CONTROL DATA CROSS REFERENCE TABLE

Project: YAT Pooled Upgradient
Pace Project No.: 92845115

Lab ID	Sample ID	QC Batch Method	QC Batch	Analytical Method	Analytical Batch
92845115024	**YAT-UGRD-FB-1**	SM 2320B-2021	993999		
92845115001	**YAT-YGWA-17S**	SM 2540C-2020	992420		
92845115002	**YAT-YGWA-18S**	SM 2540C-2020	992420		
92845115003	**YAT-YGWA-18I**	SM 2540C-2020	992420		
92845115004	**YAT-YGWA-39**	SM 2540C-2020	992420		
92845115005	**YAT-YGWA-40**	SM 2540C-2020	992420		
92845115006	**YAT-YGWA-3D**	SM 2540C-2020	992420		
92845115007	**YAT-UGRD-FB-2**	SM 2540C-2020	992420		
92845115008	**YAT-UGRD-FD-2**	SM 2540C-2020	992420		
92845115009	**YAT-YGWA-1I**	SM 2540C-2020	992420		
92845115010	**YAT-YGWA-1D**	SM 2540C-2020	992420		
92845115011	**YAT-YGWA-2I**	SM 2540C-2020	992420		
92845115012	**YAT-YGWA-3I**	SM 2540C-2020	992420		
92845115013	**YAT-UGRD-EB-1**	SM 2540C-2020	992420		
92845115014	**YAT-UGRD-FD-1**	SM 2540C-2020	992420		
92845115015	**YAT-YGWA-21I**	SM 2540C-2020	992420		
92845115016	**YAT-YGWA-4I**	SM 2540C-2020	992420		
92845115017	**YAT-YGWA-5I**	SM 2540C-2020	992420		
92845115018	**YAT-YGWA-5D**	SM 2540C-2020	992420		
92845115019	**YAT-YGWA-20S**	SM 2540C-2020	992420		
92845115020	**YAT-UGRD-FB-2**	SM 2540C-2020	992421		
92845115021	**YAT-YGWA-47**	SM 2540C-2020	992421		
92845115022	**YAT-YGWA-30I**	SM 2540C-2020	992421		
92845115023	**YAT-YGWA-14S**	SM 2540C-2020	992421		
92845115024	**YAT-UGRD-FB-1**	SM 2540C-2020	992421		
92845115001	**YAT-YGWA-17S**	EPA 300.0 Rev 2.1 1993	992323		
92845115002	**YAT-YGWA-18S**	EPA 300.0 Rev 2.1 1993	992323		
92845115003	**YAT-YGWA-18I**	EPA 300.0 Rev 2.1 1993	992323		
92845115004	**YAT-YGWA-39**	EPA 300.0 Rev 2.1 1993	992323		
92845115005	**YAT-YGWA-40**	EPA 300.0 Rev 2.1 1993	992323		
92845115006	**YAT-YGWA-3D**	EPA 300.0 Rev 2.1 1993	992323		
92845115007	**YAT-UGRD-FB-2**	EPA 300.0 Rev 2.1 1993	992323		
92845115008	**YAT-UGRD-FD-2**	EPA 300.0 Rev 2.1 1993	992323		
92845115009	**YAT-YGWA-1I**	EPA 300.0 Rev 2.1 1993	992323		
92845115010	**YAT-YGWA-1D**	EPA 300.0 Rev 2.1 1993	992323		
92845115011	**YAT-YGWA-2I**	EPA 300.0 Rev 2.1 1993	992323		
92845115012	**YAT-YGWA-3I**	EPA 300.0 Rev 2.1 1993	992323		
92845115013	**YAT-UGRD-EB-1**	EPA 300.0 Rev 2.1 1993	992349		
92845115014	**YAT-UGRD-FD-1**	EPA 300.0 Rev 2.1 1993	992349		
92845115015	**YAT-YGWA-21I**	EPA 300.0 Rev 2.1 1993	992349		
92845115016	**YAT-YGWA-4I**	EPA 300.0 Rev 2.1 1993	992349		
92845115017	**YAT-YGWA-5I**	EPA 300.0 Rev 2.1 1993	992349		
92845115018	**YAT-YGWA-5D**	EPA 300.0 Rev 2.1 1993	992349		
92845115019	**YAT-YGWA-20S**	EPA 300.0 Rev 2.1 1993	992349		
92845115020	**YAT-UGRD-FB-2**	EPA 300.0 Rev 2.1 1993	992349		
92845115021	**YAT-YGWA-47**	EPA 300.0 Rev 2.1 1993	992349		
92845115022	**YAT-YGWA-30I**	EPA 300.0 Rev 2.1 1993	992349		

This report shall not be reproduced, except in full,
without the written consent of Pace Analytical Services, LLC.

Pace Analytical Services, LLC
9800 Kincey Ave. Suite 100
Huntersville, NC 28078
(704)875-9092

QUALITY CONTROL DATA CROSS REFERENCE TABLE

Project: YAT Pooled Upgradient
Pace Project No.: 92845115

Lab ID	Sample ID	QC Batch Method	QC Batch	Analytical Method	Analytical Batch
92845115023	**YAT-YGWA-14S**	EPA 300.0 Rev 2.1 1993	992349		
92845115024	**YAT-UGRD-FB-1**	EPA 300.0 Rev 2.1 1993	992349		
92845115001	**YAT-YGWA-17S**	EPA 3005A	993102	EPA 6020B	996524
92845115002	**YAT-YGWA-18S**	EPA 3005A	993102	EPA 6020B	996524
92845115003	**YAT-YGWA-18I**	EPA 3005A	993102	EPA 6020B	996524
92845115004	**YAT-YGWA-39**	EPA 3005A	993102	EPA 6020B	996524
92845115005	**YAT-YGWA-40**	EPA 3005A	993110	EPA 6020B	996492
92845115006	**YAT-YGWA-3D**	EPA 3005A	993110	EPA 6020B	996492
92845115007	**YAT-UGRD-FB-2**	EPA 3005A	993110	EPA 6020B	996492
92845115008	**YAT-UGRD-FD-2**	EPA 3005A	993110	EPA 6020B	996492
92845115009	**YAT-YGWA-1I**	EPA 3005A	993110	EPA 6020B	996492
92845115010	**YAT-YGWA-1D**	EPA 3005A	993110	EPA 6020B	996492
92845115011	**YAT-YGWA-2I**	EPA 3005A	993110	EPA 6020B	996492
92845115012	**YAT-YGWA-3I**	EPA 3005A	993110	EPA 6020B	996492
92845115013	**YAT-UGRD-EB-1**	EPA 3005A	993110	EPA 6020B	996492
92845115014	**YAT-UGRD-FD-1**	EPA 3005A	993110	EPA 6020B	996492
92845115015	**YAT-YGWA-21I**	EPA 3005A	993110	EPA 6020B	996492
92845115016	**YAT-YGWA-4I**	EPA 3005A	993110	EPA 6020B	996492
92845115017	**YAT-YGWA-5I**	EPA 3005A	993110	EPA 6020B	996492
92845115018	**YAT-YGWA-5D**	EPA 3005A	993110	EPA 6020B	996492
92845115019	**YAT-YGWA-20S**	EPA 3005A	993110	EPA 6020B	996492
92845115020	**YAT-UGRD-FB-2**	EPA 3005A	993110	EPA 6020B	996492
92845115021	**YAT-YGWA-47**	EPA 3005A	993110	EPA 6020B	996492
92845115022	**YAT-YGWA-30I**	EPA 3005A	993110	EPA 6020B	996492
92845115023	**YAT-YGWA-14S**	EPA 3005A	993110	EPA 6020B	996492
92845115024	**YAT-UGRD-FB-1**	EPA 3005A	993110	EPA 6020B	996492
92845115001	**YAT-YGWA-17S**	EPA 7470A	992430	EPA 7470A	993144
92845115002	**YAT-YGWA-18S**	EPA 7470A	992430	EPA 7470A	993144
92845115003	**YAT-YGWA-18I**	EPA 7470A	992430	EPA 7470A	993144
92845115004	**YAT-YGWA-39**	EPA 7470A	992430	EPA 7470A	993144
92845115005	**YAT-YGWA-40**	EPA 7470A	992430	EPA 7470A	993144
92845115006	**YAT-YGWA-3D**	EPA 7470A	992430	EPA 7470A	993144
92845115007	**YAT-UGRD-FB-2**	EPA 7470A	992430	EPA 7470A	993144
92845115008	**YAT-UGRD-FD-2**	EPA 7470A	992430	EPA 7470A	993144
92845115009	**YAT-YGWA-1I**	EPA 7470A	992430	EPA 7470A	993144
92845115010	**YAT-YGWA-1D**	EPA 7470A	992430	EPA 7470A	993144
92845115011	**YAT-YGWA-2I**	EPA 7470A	992430	EPA 7470A	993144
92845115012	**YAT-YGWA-3I**	EPA 7470A	992430	EPA 7470A	993144
92845115013	**YAT-UGRD-EB-1**	EPA 7470A	992430	EPA 7470A	993144
92845115014	**YAT-UGRD-FD-1**	EPA 7470A	992430	EPA 7470A	993144
92845115015	**YAT-YGWA-21I**	EPA 7470A	992430	EPA 7470A	993144
92845115016	**YAT-YGWA-4I**	EPA 7470A	992430	EPA 7470A	993144
92845115017	**YAT-YGWA-5I**	EPA 7470A	992430	EPA 7470A	993144
92845115018	**YAT-YGWA-5D**	EPA 7470A	992431	EPA 7470A	993453
92845115019	**YAT-YGWA-20S**	EPA 7470A	992431	EPA 7470A	993453
92845115020	**YAT-UGRD-FB-2**	EPA 7470A	992431	EPA 7470A	993453
92845115021	**YAT-YGWA-47**	EPA 7470A	992431	EPA 7470A	993453

This report shall not be reproduced, except in full,
without the written consent of Pace Analytical Services, LLC.

Pace Analytical Services, LLC
9800 Kincey Ave. Suite 100
Huntersville, NC 28078
(704)875-9092

QUALITY CONTROL DATA CROSS REFERENCE TABLE

Project: YAT Pooled Upgradient
Pace Project No.: 92845115

Lab ID	Sample ID	QC Batch Method	QC Batch	Analytical Method	Analytical Batch
92845115022	**YAT-YGWA-30I**	EPA 7470A	992431	EPA 7470A	993453
92845115023	**YAT-YGWA-14S**	EPA 7470A	992431	EPA 7470A	993453
92845115024	**YAT-UGRD-FB-1**	EPA 7470A	992431	EPA 7470A	993453

This report shall not be reproduced, except in full,
without the written consent of Pace Analytical Services, LLC.

Pace	DC#_Title: ENV-FRM-HUN1-0083 v05_Sample Condition Upon Receipt
	Effective Date: 05/24/2024

Laboratory receiving samples:
Asheville ☐ Eden ☐ Greenwood ☐ Huntersville ☐ Raleigh ☐ Mechanicsville ☐ Atlanta ☑ Kernersville ☐

Sample Condition Upon Receipt

WO# : 92845115
92845115

Client Name: GA Power

Project #:

Courier: ☐ Fed Ex ☐ UPS ☐ USPS ☐ Client ☐ Commercial ☑ Pace ☐ Other:____

Custody Seal Present? ☑ Yes ☐ No **Seals Intact?** ☑ Yes ☐ No ☐ N/A

Date/Initials Person Examining Contents: JG 2/17/26

Packing Material: ☑ Bubble Wrap ☐ Bubble Bags ☐ None ☐ Other

Biological Tissue Frozen? ☐ Yes ☐ No ☑ N/A

Thermometer:
☑ IR Gun ID: 214 **Type of Ice:** ☑ Wet ☐ Blue ☐ None

Cooler Temp: 3.8 **Correction Factor:** Add/Subtract (°C) 0.0

Cooler Temp Corrected (°C): 3.8

Temp should be above freezing to 6°C
☐ Samples out of temp criteria. Samples on ice, cooling process has begun

USDA Regulated Soil (☐ N/A, water sample)
Did samples originate in a quarantine zone within the United States: CA, NY, or SC (check maps)? ☐ Yes ☐ No

Did samples originate from a foreign source (internationally, including Hawaii and Puerto Rico)? ☐ Yes ☐ No

				Comments/Discrepancy:
Chain of Custody Present?	☑ Yes	☐ No	☐ N/A	1.
Samples Arrived within Hold Time?	☑ Yes	☐ No	☐ N/A	2.
Short Hold Time Analysis (<72 hr.)?	☐ Yes	☑ No	☐ N/A	3.
Rush Turn Around Time Requested?	☐ Yes	☑ No	☐ N/A	4.
Sufficient Volume?	☑ Yes	☐ No	☐ N/A	5.
Correct Containers Used?	☑ Yes	☐ No	☐ N/A	6.
-Pace Containers Used?	☑ Yes	☐ No	☐ N/A	
Containers Intact?	☑ Yes	☐ No	☐ N/A	7.
Dissolved analysis: Samples Field Filtered?	☐ Yes	☐ No	☑ N/A	8.
Sample Labels Match COC? -Includes Date/Time/ID/Analysis Matrix: WG	☑ Yes	☐ No	☐ N/A	9. 2 Samples present but not listed on COC.
Headspace in VOA Vials (>5-6mm)?	☐ Yes	☐ No	☑ N/A	10.
Trip Blank Present?	☐ Yes	☐ No	☑ N/A	11.
Trip Blank Custody Seals Present?	☐ Yes	☐ No	☑ N/A	

COMMENTS/SAMPLE DISCREPANCY

Field Data Required? ☐ Yes ☐ No

Sample 24 - YAT-UGRD-FD-2 Collected 2/17/26 @ 00:00
Sample 25 - YAT-UGRD-EB-2 Collected 2/17/26 @ 12:20

Lot ID of split containers:

CLIENT NOTIFICATION/RESOLUTION

Person contacted: _____ Date/Time: _____

Project Manager SCURF Review: _____ **Date:** _____

Project Manager SRF Review: _____ **Date:** _____

*Check mark top half of box if pH and/or dechlorination is verified and within the acceptance range for preservation samples.
Exceptions: VOA, Coliform, TOC, Oil and Grease, DRO/8015 (water) DOC, LLHg
**Bottom half of box is to list number of bottles
***Check all unpreserved Nitrates for chlorine

Project # WO#: 92845115
PM: BV Due Date: 03/05/26
CLIENT: 92-GP-Yates

Laboratory Receiving Location: Asheville ☐ Eden ☐ Greenwood ☐ Huntersville ☐ Raleigh ☐ Mechanicsville ☐ Atlanta ☐ Kernersville ☐

Client GA Power Profile/EZ (Circle one) _____ Notes _____

Item#	BP4U-125 mL Plastic Unpreserved (N/A) (Cl-)	BP3U-250 mL Plastic Unpreserved (N/A)	BP2U-500 mL Plastic Unpreserved (N/A)	BP1U-1 liter Plastic Unpreserved (N/A)	GPIN	BP4S-125 mL Plastic H2SO4 (pH < 2) (Cl-)	BP3N-250 mL plastic HNO3 (pH < 2)	BP4Z-125 mL Plastic ZN Acetate & NaOH (>9)	BP4B-125 mL Plastic NaOH (pH > 12) (Cl-)	WGFU-Wide-mouthed Glass jar Unpreserved	AG1U-1 liter Amber Unpreserved (N/A) (Cl-)	AG1H-1 liter Amber HCl (pH < 2)	AG3U-250 mL Amber Unpreserved (N/A) (Cl-)	AG1S-1 liter Amber H2SO4 (pH < 2)	AG3S-250 mL Amber H2SO4 (pH < 2)	DG9A-40 mL Amber NH4Cl (N/A)(Cl-)	DG9H-40 mL VOA HCl (N/A)	VG9T-40 mL VOA Na2S2O3 (N/A)	VG9U-40 mL VOA Unpreserved (N/A)	DG9V-40 mL VOA H3PO4 (N/A)	KP7U-50 mL Plastic Unpreserved (N/A)	V/GK (3 vials per kit)-VPH/Gas kit (N/A)	SP5T-125 mL Sterile Plastic (N/A – lab)	SP2T-250 mL Sterile Plastic (N/A – lab)		BP3R-250 mL Plastic (NH2)2SO4 (9.3-9.7)	AG0U-100 mL Amber Unpreserved (N/A) (Cl-)	VSGU-20 mL Scintillation vials (N/A)	DG9U-40 mL Amber Unpreserved vials (N/A)
CC																													
1		2	1		2		2 ✓																						
2		2	1		2		2 ✓																						
3		2	1		2		2 ✓																						
4		2	1		2		2 ✓																						
5		2	1		2		2 ✓																						
6		2	1		2		2 ✓																						
7		2	1		2		2 ✓																						
8		2	1		2		2 ✓																						
9		2	1		2		2 ✓																						
10		2	1		2		2 ✓																						
11		2	1		2		2 ✓																						
12		2	1		2		2 ✓																						

pH Adjustment Log for Preserved Samples

Sample ID	Type of Preservative	pH upon receipt	Date preservation adjusted	Time preservation adjusted	Amount of Preservative added	Lot #

Note: Whenever there is a discrepancy affecting North Carolina compliance samples, a copy of this form will be sent to the North Carolina DENR Certification Office (i.e. Out of hold, incorrect preservative, out of temp, incorrect containers.

Pace	**DC#_Title: ENV-FRM-HUN1-0083 v05_Sample Condition Upon Receipt**
	Effective Date: 05/24/2024

*Check mark top half of box if pH and/or dechlorination is verified and within the acceptance range for preservation samples.
Exceptions: VOA, Coliform, TOC, Oil and Grease, DRO/8015 (water) DOC, LLHg
**Bottom half of box is to list number of bottles
***Check all unpreserved Nitrates for chlorine

Project #

Laboratory Receiving Location: Asheville ☐ Eden ☐ Greenwood ☐ Huntersville ☐ Raleigh ☐ Mechanicsville ☐ Atlanta ☐ Kernersville ☐

Client GA Power Profile/EZ (Circle one)_____ Notes_____

Item#	BP4U-125 mL Plastic Unpreserved (N/A) (Cl-)	BP3U-250 mL Plastic Unpreserved (N/A)	BP2U-500 mL Plastic Unpreserved (N/A)	BP1U-1 liter Plastic Unpreserved (N/A)	BPIN	BP4S-125 mL Plastic H2SO4 (pH < 2) (Cl-)	BP3N-250 mL plastic HNO3 (pH < 2)	BP4Z-125 mL Plastic ZN Acetate & NaOH (>9)	BP4B-125 mL Plastic NaOH (pH > 12) (Cl-)	WGFU-Wide-mouthed Glass jar Unpreserved	AG1U-1 liter Amber Unpreserved (N/A) (Cl-)	AG1H-1 liter Amber HCl (pH < 2)	AG3U-250 mL Amber Unpreserved (N/A) (Cl-)	AG1S-1 liter Amber H2SO4 (pH < 2)	AG3S-250 mL Amber H2SO4 (pH < 2)	DG94-40 mL Amber NH4Cl (N/A)(Cl-)	DG9H-40 mL VOA HCl (N/A)	VG9T-40 mL VOA Na2S2O3 (N/A)	VG9U-40 mL VOA Unpreserved (N/A)	DG9V-40 mL VOA H3PO4 (N/A)	KP7U-50 mL Plastic Unpreserved (N/A)	V/GK (3 vials per kit)-VPH/Gas kit (N/A)	SP5T-125 mL Sterile Plastic (N/A – lab)	SP2T-250 mL Sterile Plastic (N/A – lab)		BP3R-250 mL Plastic (NH2)2SO4 (9.3-9.7)	AG0U-100 mL Amber Unpreserved (N/A) (Cl-)	VSGU-20 mL Scintillation vials (N/A)	DG9U-40 mL Amber Unpreserved vials (N/A)
CC																													
~~1~~ 13		2	1		2		2 ✓																						
~~2~~ 14		2	1		2		2 ✓																						
~~3~~ 15		2	1		2		2 ✓																						
~~4~~ 16		2	1		2		2 ✓																						
~~5~~ 17		2	1		2		2 ✓																						
~~6~~ 18		2	1		2		2 ✓																						
~~7~~ 19		2	1		2		2 ✓																						
~~8~~ 20		2	1		2		2 ✓																						
~~9~~ 21		2	1		2		2 ✓																						
~~10~~ 22		2	1		2		2 ✓																						
~~11~~ 23		2	1		2		2 ✓																						
~~12~~ 24		2	1		2		2 ✓																						

pH Adjustment Log for Preserved Samples

Sample ID	Type of Preservative	pH upon receipt	Date preservation adjusted	Time preservation adjusted	Amount of Preservative added	Lot #

Note: Whenever there is a discrepancy affecting North Carolina compliance samples, a copy of this form will be sent to the North Carolina DENR Certification Office (i.e. Out of hold, incorrect preservative, out of temp, incorrect containers.

*Check mark top half of box if pH and/or dechlorination is verified and within the acceptance range for preservation samples.
Exceptions: VOA, Coliform, TOC, Oil and Grease, DRO/8015 (water) DOC, LLHg
**Bottom half of box is to list number of bottles
***Check all unpreserved Nitrates for chlorine

Project #

Laboratory Receiving Location: Asheville ☐ Eden ☐ Greenwood ☐ Huntersville ☐ Raleigh ☐ Mechanicsville ☐ Atlanta ☐ Kernersville ☐

Client GA Power Profile/EZ (Circle one)_____ Notes_____

Item#	BP4U-125 mL Plastic Unpreserved (N/A) (Cl-)	BP3U-250 mL Plastic Unpreserved (N/A)	BP2U-500 mL Plastic Unpreserved (N/A)	BP1U-1 liter Plastic Unpreserved (N/A)	BPIN	BP4S-125 mL Plastic H2SO4 (pH < 2) (Cl-)	BP3N-250 mL plastic HNO3 (pH < 2)	BP42-125 mL Plastic ZN Acetate & NaOH (>9)	BP4B-125 mL Plastic NaOH (pH > 12) (Cl-)	WGFU-Wide-mouthed Glass jar Unpreserved	AG1U-1 liter Amber Unpreserved (N/A) (Cl-)	AG1H-1 liter Amber HCl (pH < 2)	AG3U-250 mL Amber Unpreserved (N/A) (Cl-)	AG1S-1 liter Amber H2SO4 (pH < 2)	AG3S-250 mL Amber H2SO4 (pH < 2)	DG94-40 mL Amber NH4Cl (N/A)(Cl-)	DG9H-40 mL VOA HCl (N/A)	VG9T-40 mL VOA Na2S2O3 (N/A)	VG9U-40 mL VOA Unpreserved (N/A)	DG9V-40 mL VOA H3PO4 (N/A)	KP7U-50 mL Plastic Unpreserved (N/A)	V/GK (3 vials per kit)-VPH/Gas kit (N/A)	SP5T-125 mL Sterile Plastic (N/A – lab)	SP2T-250 mL Sterile Plastic (N/A – lab)		BP3R-250 mL Plastic (NH2)2SO4 (9.3-9.7)	AG0U-100 mL Amber Unpreserved (N/A) (Cl-)	VSGU-20 mL Scintillation vials (N/A)	DG9U-40 mL Amber Unpreserved vials (N/A)
CC																													
1 25		2	1		2		2																						
2																													
3																													
4																													
5																													
6																													
7																													
8																													
9																													
10																													
11																													
12																													

pH Adjustment Log for Preserved Samples

Sample ID	Type of Preservative	pH upon receipt	Date preservation adjusted	Time preservation adjusted	Amount of Preservative added	Lot #

Note: Whenever there is a discrepancy affecting North Carolina compliance samples, a copy of this form will be sent to the North Carolina DENR Certification Office (i.e. Out of hold, incorrect preservative, out of temp, incorrect containers.

Pace® Location Requested (City/State):
Pace Analytical Charlotte
9800 Kincey Ave. Suite 100, Huntersville, NC 28078

CHAIN-OF-CUSTODY Analytical Request Document

Chain-of-Custody is a LEGAL DOCUMENT - Complete all relevant fields

LAB USE ONLY- Affix Workorder/Login Label Here

Scan QR Code for instructions

Company Name:	Southern Company	Contact/Report To:	Trey Singleton
Street Address:	241 Ralph McGill Blvd, Atlanta, GA 30308	Phone #:	205.346.3317
		E-Mail:	rosingle@southernco.com
		Cc E-Mail:	Arcadis contacts
Customer Project #:	Task No. YAT-CCR-ASSMT-2026S1	Invoice To:	
Project Name:	Georgia Power Yates	Invoice E-Mail:	
Site Collection Info/Facility ID (as applicable): YAT Pooled Upgradient		Purchase Order # (if applicable):	GPC82474-0002
		Quote #:	

Time Zone Collected: [ ] AK [ ] PT [ ] MT [ ] CT [X] ET

County / State origin of sample(s): Georgia

Data Deliverables: [X] Level II [ ] Level III [ ] Level IV [X] EQUIS [ ] Other_____

Regulatory Program (DW, RCRA, etc.) as applicable:

Rush (Pre-approval required): [ ] 2 Day [ ] 3 day [ ] 5 day [ ] Other_____

Date Results Requested:

DW PWSID # or WW Permit # as applicable:

Field Filtered (if applicable): [ ] Yes [ ] No

Analysis:

* Matrix Codes (Insert in Matrix box below): Drinking Water (DW), Ground Water (GW), Waste Water (WW), Product (P), Soil/Solid (SS), Oil (OL), Wipe (WP), Tissue (TS), Bioassay (B), Vapor (V), Other (OT), Surface Water (SW), Sediment (SED), Sludge (SL), Caulk

Specify Container Size **: 3 3 2 1 3

Identify Container Preservative Type***: 2 1 1 2 1

**Container Size: (1) 1L, (2) 500mL, (3) 250mL, (4) 125mL, (5) 100mL, (6) 40mL vial, (7) EnCore, (8) TerraCore, (9) Other

*** Preservative Types: (1) None, (2) HNO3, (3) H2SO4, (4) HCl, (5) NaOH, (6) Zn Acetate, (7) NaHSO4, (8) Sod. Thiosulfate, (9) Ascorbic Acid, (10) MeOH, (11) Other

Lab Use Only: Proj. Mgr: Bonnie Vang; AcctNum / Client ID:; Table #:; Profile / Template: 16561; Prelog / Bottle Ord. ID:

Customer Sample ID	Matrix *	Comp / Grab	Collected (or Composite Start) Date	Collected (or Composite Start) Time	Composite End Date	Composite End Time	Res. CL2	Number & Type of Containers Plastic	Number & Type of Containers Glass	App III/IV Metals + Na, K, Mg	Cl, F, SO4 (EPA 300.0)	TDS (SM 2540C)	RAD SW846 9315/8320	Alkalinity (SM2320B)	Sample Comment	Preservation non-conformance identified for sample.
YAT-YGWA-47	WG	G						7		X	X	X	X	X	See Remarks	
YAT-YGWA-21I	WG	G						7		X	X	X	X	X	See Remarks	
YAT-YGWA-4I	WG	G						7		X	X	X	X	X	See Remarks	
YAT-YGWA-5I	WG	G						7		X	X	X	X	X	See Remarks	
YAT-YGWA-5D	WG	G						7		X	X	X	X	X	See Remarks	
YAT-YGWA-17S	WG	G	2/17/26	0925				7		X	X	X	X	X	See Remarks	
YAT-YGWA-18S	WG	G	2/17/26	1035				7		X	X	X	X	X	See Remarks 001	
YAT-YGWA-18I	WG	G	2/17/26	1215				7		X	X	X	X	X	See Remarks 002	
YAT-YGWA-20S	WG	G						7		X	X	X	X	X	See Remarks 003	
															See Remarks	
															See Remarks	

Customer Remarks / Special Conditions / Possible Hazards:
App III Metals: 6020B: B; 6010D: Ca
App IV: Metals 6020B: Sb, As, Ba, Be, Cd, Cr, Co, Pb, Li, Mo, Se, Tl; 7040A: Hg.
Additional metals (6010D): Na, K, Mg; For Alkalinity: report total, carbonate, and bicarbonate

Collected By:
Printed Name: (Arcadis) - Jake Swanson
Signature: (Arcadis) -

Additional Instructions from Pace®:

Coolers: Thermometer ID: Correction Factor (°C): Obs. Temp. (°C) Corrected Temp. (°C)

Relinquished by/Company: (Signature)	Date/Time:	Received by/Company: (Signature)	Date/Time:
Arcadis	2/18/26 0730	Arcadis	2/18/26 0730
Arcadis	2/18/26 1045	Pace	2/18/26 1045
Pace	2/18/26 1635		2/18/26 1635

Tracking Number:

Delivered by: [ ] In-Person [ ] Courier [ ] FedEX [ ] UPS [ ] Other

Page: of

Submitting a sample via this chain of custody constitutes acknowledgment and acceptance of the Pace® Terms and Conditions found at https://www.pacelabs.com/resource-library/resource/pace-terms-and-conditions/

ENV-FRM-CORQ-0019_v01_082123 ©

Pace® Location Requested (City/State):
Pace Analytical Charlotte
9800 Kincey Ave. Suite 100, Huntersville, NC 28078

CHAIN-OF-CUSTODY Analytical Request Document

Chain-of-Custody is a LEGAL DOCUMENT - Complete all relevant fields

LAB USE ONLY- Affix Workorder/Login Label Here

Scan QR Code for instructions

Company Name:	Southern Company
Street Address:	241 Ralph McGill Blvd, Atlanta, GA 30308
Customer Project #:	Task No. YAT-CCR-ASSMT-2026S1
Project Name:	Georgia Power Yates
Site Collection info/Facility ID (as applicable):	YAT Pooled Upgradient
Contact/Report To:	Trey Singleton
Phone #:	205.346.3317
E-Mail:	rosingle@southernco.com
Cc E-Mail:	Arcadis contacts
Invoice To:	
Invoice E-Mail:	
Purchase Order # (if applicable):	GPC82474-0002
Quote #:	

Time Zone Collected: [ ] AK [ ] PT [ ] MT [ ] CT [X] ET

County / State origin of sample(s): Georgia

Data Deliverables:
[X] Level II [ ] Level III [ ] Level IV
[X] EQUIS
[ ] Other_____

Regulatory Program (DW, RCRA, etc) as applicable:

Rush (Pre-approval required):
[ ] 2 Day [ ] 3 day [ ] 5 day [ ] Other_____

Date Results Requested:

DW PWSID # or WW Permit # as applicable:

Field Filtered (if applicable): [ ] Yes [ ] No
Analysis:

Specify Container Size **: 3 | 3 | 2 | 1 | 3

Identify Container Preservative Type***: 2 | 1 | 1 | 2 | 1

Analysis Requested

**Container Size: (1) 1L, (2) 500mL, (3) 250mL, (4) 125mL, (5) 100mL, (6) 40mL vial, (7) EnCore, (8) TerraCore, (9) Other

*** Preservative Types: (1) None, (2) HNO3, (3) H2SO4, (4) HCl, (5) NaOH, (6) Zn Acetate, (7) NaHSO4, (8) Sod. Thiosulfate, (9) Ascorbic Acid, (10) MeOH, (11) Other

Lab Use Only:
Proj. Mgr: Bonnie Vang
AcctNum / Client ID:
Table #:
Profile / Template: 16561
Prelog / Bottle Ord. ID:

* Matrix Codes (Insert in Matrix box below): Drinking Water (DW), Ground Water (GW), Waste Water (WW), Product (P), Soil/Solid (SS), Oil (OL), Wipe (WP), Tissue (TS), Bioassay (B), Vapor (V), Other (OT), Surface Water (SW),Sediment (SED), Sludge (SL), Caulk

Customer Sample ID	Matrix *	Comp / Grab	Collected (or Composite Start) Date	Collected (or Composite Start) Time	Composite End Date	Composite End Time	Res. CL2	Number & Type of Containers Plastic	Number & Type of Containers Glass	App III/IV Metals + Na, K, Mg	Cl, F, SO4 (EPA 300.0)	TDS (SM 2540C)	RAD SW846 9315/8320	Alkalinity (SM2320B)	Sample Comment	Preservation non-conformance identified for sample.
YAT-YGWA-30I	WG	G						7		X	X	X	X	X	See Remarks	
YAT-YGWA-14S	WG	G						7		X	X	X	X	X	See Remarks	
YAT-YGWA-39	WG	G	2/17/26	1405				7		X	X	X	X	X	See Remarks	
YAT-YGWA-40	WG	G	2/17/26	1515				7		X	X	X	X	X	See Remarks 004	
YAT-YGWA-1I	WG	G						7		X	X	X	X	X	See Remarks 005	
YAT-YGWA-1D	WG	G						7		X	X	X	X	X	See Remarks	
YAT-YGWA-2I	WG	G						7		X	X	X	X	X	See Remarks	
YAT-YGWA-3I	WG	G						7		X	X	X	X	X	See Remarks	
YAT-YGWA-3D	WG	G	2/17/26	1645				7		X	X	X	X	X	See Remarks 006	

Customer Remarks / Special Conditions / Possible Hazards:
App III Metals: 6020B: B; 6010D: Ca
App IV: Metals 6020B: Sb, As, Ba, Be, Cd, Cr, Co, Pb, Li, Mo, Se, Tl; 7040A: Hg.
Additional metals (6010D): Na, K, Mg; For Alkalinity: report total, carbonate, and bicarbonate

Collected By:
Printed Name: (Arcadis) -
Signature: (Arcadis) -

Additional Instructions from Pace®:

Coolers: Thermometer ID: Correction Factor (°C): Obs. Temp. (°C) Corrected Temp. (°C)

Relinquished by/Company: (Signature)	Date/Time:	Received by/Company: (Signature)	Date/Time:
Arcadis	2/18/26 0730	Arcadis	2/18/26 0730
Arcadis	2/18/26 1045	Pace	2/18/26 1645
Pace	2/18/26 1635		2/18/26 1635

Tracking Number:

Delivered by: [ ] In-Person [ ] Courier [ ] FedEX [ ] UPS [ ] Other

Page: of

Submitting a sample via this chain of custody constitutes acknowledgment and acceptance of the Pace® Terms and Conditions found at https://www.pacelabs.com/resource-library/resource/pace-terms-and-conditions/

ENV-FRM-CORQ-0019_v01_082123 ©

Pace® Location Requested (City/State):
Pace Analytical Charlotte
9800 Kincey Ave. Suite 100, Huntersville, NC 28078

CHAIN-OF-CUSTODY Analytical Request Document

Chain-of-Custody is a LEGAL DOCUMENT - Complete all relevant fields

LAB USE ONLY- Affix Workorder/Login Label Here

Scan QR Code for instructions

Company Name:	Southern Company	Contact/Report To:	Trey Singleton
Street Address:	241 Ralph McGill Blvd, Atlanta, GA 30308	Phone #:	205.346.3317
		E-Mail:	rosingle@southernco.com
		Cc E-Mail:	Arcadis contacts
Customer Project #:	Task No. YAT-CCR-ASSMT-202651	Invoice To:	
Project Name:	Georgia Power Yates	Invoice E-Mail:	
Site Collection Info/Facility ID (as applicable): YAT Pooled Upgradient		Purchase Order # (if applicable):	GPCB2474-0002
		Quote #:	
Time Zone Collected: [ ] AK [ ] PT [ ] MT [ ] CT [X] ET		County / State origin of sample(s):	Georgia

Data Deliverables: [X] Level II [ ] Level III [ ] Level IV [X] EQUIS [ ] Other_____

Regulatory Program (DW, RCRA, etc.) as applicable:

Rush (Pre-approval required): [ ] 2 Day [ ] 3 day [ ] 5 day [ ] Other_____

Date Results Requested:

DW PWSID # or WW Permit # as applicable:

Field Filtered (if applicable): [ ] Yes [ ] No

Analysis:

* Matrix Codes (Insert in Matrix box below): Drinking Water (DW), Ground Water (GW), Waste Water (WW), Product (P), Soil/Solid (SS), Oil (OL), Wipe (WP), Tissue (TS), Bioassay (B), Vapor (V), Other (OT), Surface Water (SW), Sediment (SED), Sludge (SL), Caulk

Specify Container Size **: 3 3 2 1 3

Identify Container Preservative Type***: 2 1 1 2 1

**Container Size: (1) 1L, (2) 500mL, (3) 250mL, (4) 125mL, (5) 100mL, (6) 40mL vial, (7) EnCore, (8) TerraCore, (9) Other

*** Preservative Types: (1) None, (2) HNO3, (3) H2SO4, (4) HCl, (5) NaOH, (6) Zn Acetate, (7) NaHSO4, (8) Sod. Thiosulfate, (9) Ascorbic Acid, (10) MeOH, (11) Other

Customer Sample ID	Matrix *	Comp / Grab	Collected (or Composite Start) Date	Collected (or Composite Start) Time	Composite End Date	Composite End Time	Res. CL2	Number & Type of Containers Plastic	Number & Type of Containers Glass	App III/IV Metals + Na, K, Mg	Cl, F, SO4 (EPA 300.0)	TDS (SM 2540C)	RAD SW846 9315/8320	Alkalinity (SM2320B)	Sample Comment	Preservation non conformance identified for sample.
YAT-UGRD-EB-1	WG	G						7		X	X	X	X	X	See Remarks	
YAT-UGRD-FB-1	WG	G						7		X	X	X	X	X	See Remarks	
YAT-UGRD-EB-2	WG	G						7		X	X	X	X	X	See Remarks	
YAT-UGRD-FB-2	WG	G	2/17/26	1230				7		X	X	X	X	X	See Remarks 007	
YAT-UGRD-FD-1	WG	G						7		X	X	X	X	X	See Remarks	
YAT-UGRD-FD-2	WG	G	2/17/26	—				7		X	X	X	X	X	See Remarks 008	

Lab Use Only: Proj. Mgr: Bonnie Vang; AcctNum / Client ID:; Table #:; Profile / Template: 16561; Prelog / Bottle Ord. ID.

Customer Remarks / Special Conditions / Possible Hazards:
App III Metals: 6020B: B; 6010D: Ca
App IV: Metals 6020B: Sb, As, Ba, Be, Cd, Cr, Co, Pb, Li, Mo, Se, Tl; 7040A: Hg.
Additional metals (6010D): Na, K, Mg; For Alkalinity: report total, carbonate, and bicarbonate

Collected By:
Printed Name: (Arcadis) - Jake Swanson
Signature: (Arcadis) -

Additional Instructions from Pace®:

# Coolers:	Thermometer ID:	Correction Factor (°C):	Obs. Temp. (°C)	Corrected Temp. (°C)

Relinquished by/Company: (Signature)	Date/Time:	Received by/Company: (Signature)	Date/Time:
Arcadis	2/18/26 0730	Arcadis	2/18/26 0730
Arcadis	2/18/26 1045	Pace	2/18/26 1045
Pace	2/18/26 1635		2/18/26 1635

Tracking Number:

Delivered by: [ ] In-Person [ ] Courier [ ] FedEX [ ] UPS [ ] Other

Page: of

Submitting a sample via this chain of custody constitutes acknowledgment and acceptance of the Pace® Terms and Conditions found at https://www.pacelabs.com/resource-library/resource/pace-terms-and-conditions/

ENV-FRM-CORQ-0019_v01_082123 ©

Pace® Location Requested (City/State): Pace Analytical Charlotte, 9800 Kincey Ave. Suite 100, Huntersville, NC 28078

CHAIN-OF-CUSTODY Analytical Request Document

Chain-of-Custody is a LEGAL DOCUMENT - Complete all relevant fields

LAB USE ONLY- Affix Workorder/Login Label Here

Scan QR Code for instructions

Company Name:	Southern Company	Contact/Report To:	Trey Singleton
Street Address:	241 Ralph McGill Blvd, Atlanta, GA 30308	Phone #:	205.346.3317
		E-Mail:	rosingle@southernco.com
		Cc E-Mail:	Arcadis contacts
Customer Project #:	Task No. YAT-CCR-ASSMT-2026S1	Invoice To:	
Project Name:	Georgia Power Yates	Invoice E-Mail:	
Site Collection Info/Facility ID (as applicable): YAT Pooled Upgradient		Purchase Order # (if applicable):	GPC82474-0002
		Quote #:	

Time Zone Collected: [ ] AK [ ] PT [ ] MT [X] CT [X] ET

County / State origin of sample(s): Georgia

Data Deliverables: [X] Level II [ ] Level III [ ] Level IV [X] EQuIS [ ] Other_____

Regulatory Program (DW, RCRA, etc.) as applicable:

Rush (Pre-approval required): [ ] 2 Day [ ] 3 day [ ] 5 day [ ] Other_____

Date Results Requested:

DW PWSID # or WW Permit # as applicable:

Field Filtered (if applicable): [ ] Yes [X] No

Analysis:

* Matrix Codes (Insert in Matrix box below): Drinking Water (DW), Ground Water (GW), Waste Water (WW), Product (P), Soil/Solid (SS), Oil (OL), Wipe (WP), Tissue (TS), Bioassay (B), Vapor (V), Other (OT), Surface Water (SW), Sediment (SED), Sludge (SL), Caulk

Specify Container Size **: 3 | 3 | 2 | 1 | 3

Identify Container Preservative Type***: 2 | 1 | 1 | 2 | 1

Analysis Requested

**Container Size: (1) 1L, (2) 500mL, (3) 250mL, (4) 125mL, (5) 100mL, (6) 40mL vial, (7) EnCore, (8) TerraCore, (9) Other

*** Preservative Types: (1) None, (2) HNO3, (3) H2SO4, (4) HCl, (5) NaOH, (6) Zn Acetate, (7) NaHSO4, (8) Sod. Thiosulfate, (9) Ascorbic Acid, (10) MeOH, (11) Other

Lab Use Only: Proj. Mgr: Bonnie Vang; AcctNum / Client ID:; Table #:; Profile / Template: 16561; Prelog / Bottle Ord. ID:

Customer Sample ID	Matrix *	Comp / Grab	Collected (or Composite Start) Date	Collected (or Composite Start) Time	Composite End Date	Composite End Time	Res. CL2	Number & Type of Containers Plastic	Number & Type of Containers Glass	App III/IV Metals + Na, K, Mg	Cl, F, SO4 (EPA 300.0)	TDS (SM 2540C)	RAD SW846 9315/8320	Alkalinity (SM2320B)	Sample Comment	Preservation non-conformance identified for sample.
YAT-YGWA-30I	WG	G						7		X	X	X	X	X	See Remarks	
YAT-YGWA-14S	WG	G						7		X	X	X	X	X	See Remarks	
YAT-YGWA-39	WG	G						7		X	X	X	X	X	See Remarks	
YAT-YGWA-40	WG	G						7		X	X	X	X	X	See Remarks	
YAT-YGWA-1I	WG	G	2/17/26	1040				7		X	X	X	X	X	See Remarks 009	
YAT-YGWA-1D	WG	G	2/17/26	1220				7		X	X	X	X	X	See Remarks 010	
YAT-YGWA-2I	WG	G	2/17/26	1500				7		X	X	X	X	X	See Remarks 011	
YAT-YGWA-3I	WG	G	2/17/26	1655				7		X	X	X	X	X	See Remarks 012	
YAT-YGWA-3D	WG	G						7		X	X	X	X	X	See Remarks	

Customer Remarks / Special Conditions / Possible Hazards:
App III Metals: 6020B: B; 6010D: Ca
App IV: Metals 6020B: Sb, As, Ba, Be, Cd, Cr, Co, Pb, Li, Mo, Se, Tl; 7040A: Hg.
Additional metals (6010D): Na, K, Mg; For Alkalinity: report total, carbonate, and bicarbonate

Collected By:
Printed Name: (Arcadis) - Perry Studebaker
Signature: (Arcadis) - Perry Studebaker

Additional Instructions from Pace®:

Coolers: | Thermometer ID: | Correction Factor (°C): | Obs. Temp (°C) | Corrected Temp (°C)

Relinquished by/Company: (Signature)	Date/Time:	Received by/Company: (Signature)	Date/Time:
Perry Studebaker / Arcadis	2/18/26 0730	Jessica Jones / Arcadis	2/18/26 0730
Jessica Jones / Arcadis	2/18/26 1045	Lyan Williams / Pace	2/18/26 1045
Lyan Williams / Pace	2/18/26 1635	[signature]	2/18/26 1635
Relinquished by/Company: (Signature)	Date/Time:	Received by/Company: (Signature)	Date/Time:

Tracking Number:

Delivered by: [ ] In-Person [ ] Courier [ ] FedEX [ ] UPS [ ] Other

Page: of

Submitting a sample via this chain of custody constitutes acknowledgment and acceptance of the Pace® Terms and Conditions found at https://www.pacelabs.com/resource-library/resource/pace-terms-and-conditions/

ENV-FRM-CORQ-0019_v01_082123 ©

Pace® Location Requested (City/State): Pace Analytical Charlotte, 9800 Kincey Ave. Suite 100, Huntersville, NC 28078

CHAIN-OF-CUSTODY Analytical Request Document

Chain-of-Custody is a LEGAL DOCUMENT - Complete all relevant fields

LAB USE ONLY- Affix Workorder/Login Label Here

Scan QR Code for instructions

Company Name:	Southern Company	Contact/Report To:	Trey Singleton
Street Address:	241 Ralph McGill Blvd, Atlanta, GA 30308	Phone #:	205.346.3317
		E-Mail:	rosingle@southernco.com
		Cc E-Mail:	Arcadis contacts
Customer Project #:	Task No. YAT-CCR-ASSMT-2026S1	Invoice To:	
Project Name:	Georgia Power Yates	Invoice E-Mail:	
Site Collection Info/Facility ID (as applicable): YAT Pooled Upgradient		Purchase Order # (if applicable):	GPC82474-0002
		Quote #:	
Time Zone Collected: [ ] AK [ ] PT [ ] MT [X] CT [X] ET		County / State origin of sample(s):	Georgia
Data Deliverables: [X] Level II [ ] Level III [ ] Level IV [X] EQUIS [ ] Other_____		Regulatory Program (DW, RCRA, etc.) as applicable:	
		Rush (Pre-approval required): [ ] 2 Day [ ] 3 day [ ] 5 day [ ] Other_____	DW PWSID # or WW Permit # as applicable:
		Date Results Requested:	Field Filtered (if applicable): [ ] Yes [X] No Analysis:

Specify Container Size **: 3 | 3 | 2 | 1 | 3

Identify Container Preservative Type***: 2 | 1 | 1 | 2 | 1

Analysis Requested

**Container Size: (1) 1L, (2) 500mL, (3) 250mL, (4) 125mL, (5) 100mL, (6) 40mL vial, (7) EnCore, (8) TerraCore, (9) Other

*** Preservative Types: (1) None, (2) HNO3, (3) H2SO4, (4) HCl, (5) NaOH, (6) Zn Acetate, (7) NaHSO4, (8) Sod. Thiosulfate, (9) Ascorbic Acid, (10) MeOH, (11) Other

Lab Use Only: Proj. Mgr: Bonnie Vang; AcctNum / Client ID:; Table #:; Profile / Template: 16561; Prelog / Bottle Ord. ID:

* Matrix Codes (Insert in Matrix box below): Drinking Water (DW), Ground Water (GW), Waste Water (WW), Product (P), Soil/Solid (SS), Oil (OL), Wipe (WP), Tissue (TS), Bioassay (B), Vapor (V), Other (OT), Surface Water (SW), Sediment (SED), Sludge (SL), Caulk

Customer Sample ID	Matrix *	Comp / Grab	Collected (or Composite Start) Date	Collected (or Composite Start) Time	Composite End Date	Composite End Time	Res. CL2	Number & Type of Containers Plastic	Number & Type of Containers Glass	App III/IV Metals + Na, K, Mg	Cl, F, SO4 (EPA 300.0)	TDS (SM 2540C)	RAD SW846 9315/8320	Alkalinity (SM2320B)	Sample Comment	Preservation non-conformance identified for sample
YAT-UGRD-EB-1	WG	G	2/17/26	1530	—	—		7		X	X	X	X	X	See Remarks 013	
YAT-UGRD-FB-1	WG	G						7		X	X	X	X	X	See Remarks	
YAT-UGRD-EB-2	WG	G						7		X	X	X	X	X	See Remarks	
YAT-UGRD-FB-2	WG	G						7		X	X	X	X	X	See Remarks	
YAT-UGRD-FD-1	WG	G	2/17/26	—	—	—		7		X	X	X	X	X	See Remarks 014	
YAT-UGRD-FD-2	WG	G						7		X	X	X	X	X	See Remarks	

Customer Remarks / Special Conditions / Possible Hazards:
App III Metals: 6020B: B; 6010D: Ca
App IV: Metals 6020B: Sb, As, Ba, Be, Cd, Cr, Co, Pb, Li, Mo, Se, Tl; 7040A: Hg.
Additional metals (6010D): Na, K, Mg; For Alkalinity: report total, carbonate, and bicarbonate

Collected By:
Printed Name: (Arcadis) Perry Studebaker
Signature: (Arcadis) - Perry Studebaker

Additional Instructions from Pace®:

Coolers: | Thermometer ID: | Correction Factor (°C): | Obs. Temp. (°C) | Corrected Temp. (°C)

Relinquished by/Company: (Signature)	Date/Time:	Received by/Company: (Signature)	Date/Time:
Perry Studebaker / Arcadis	2/18/26 0730	Lessie Jones / Arcadis	2/18/26 0730
Lessie Jones / Arcadis	2/18/26 1045	Lilian Williams / Pace	2/18/26 1645
Lilian Williams / Pace	2/18/26 1635		2/18/26 1635

Tracking Number:

Delivered by: [ ] In-Person [ ] Courier [ ] FedEx [ ] UPS [ ] Other

Page: of

Submitting a sample via this chain of custody constitutes acknowledgment and acceptance of the Pace® Terms and Conditions found at https://www.pacelabs.com/resource-library/resource/pace-terms-and-conditions/

ENV-FRM-CORQ-0019_v01_082123 ©

Pace® Location Requested (City/State):
Pace Analytical Charlotte
9800 Kinney Ave. Suite 100, Huntersville, NC 28078

CHAIN-OF-CUSTODY Analytical Request Document

Chain-of-Custody is a LEGAL DOCUMENT - Complete all relevant fields

LAB USE ONLY- Affix Workorder/Login Label Here

Scan QR Code for instructions

Company Name:	Southern Company	Contact/Report To:	Trey Singleton
Street Address:	241 Ralph McGill Blvd, Atlanta, GA 30308	Phone #:	205.346.3317
		E-Mail:	rosingle@southernco.com
		Cc E-Mail:	Arcadis contacts
Customer Project #:	Task No. YAT-CCR-ASSMT-202651	Invoice To:	
Project Name:	Georgia Power Yates	Invoice E-Mail:	
Site Collection Info/Facility ID (as applicable): YAT Pooled Upgradient		Purchase Order # (If applicable):	GPC82474-0002
		Quote #:	
Time Zone Collected:	[ ] AK [ ] PT [ ] MT ~~[ ] CT~~ [X] ET	County / State origin of sample(s):	Georgia
Data Deliverables: [X] Level II [ ] Level III [ ] Level IV [X] EQUIS [ ] Other_____		Regulatory Program (DW, RCRA, etc.) as applicable:	
		Rush (Pre-approval required): [ ] 2 Day [ ] 3 day [ ] 5 day [ ] Other_____	DW PWSID # or WW Permit # as applicable:
		Date Results Requested:	Field Filtered (if applicable): [ ] Yes [X] No
			Analysis:

Specify Container Size **: 3 | 3 | 2 | 1 | 3

Identify Container Preservative Type***: 2 | 1 | 1 | 2 | 1

Analysis Requested

**Container Size: (1) 1L, (2) 500mL, (3) 250mL, (4) 125mL, (5) 100mL, (6) 40mL vial, (7) EnCore, (8) TerraCore, (9) Other

*** Preservative Types: (1) None, (2) HNO3, (3) H2SO4, (4) HCl, (5) NaOH, (6) Zn Acetate, (7) NaHSO4, (8) Sod. Thiosulfate, (9) Ascorbic Acid, (10) MeOH, (11) Other

Lab Use Only: Proj Mgr: Bonnie Vang; AcctNum / Client ID:; Table #:; Profile / Template: 16561; Prelog / Bottle Ord. ID:

* Matrix Codes (insert in Matrix box below): Drinking Water (DW), Ground Water (GW), Waste Water (WW), Product (P), Soil/Solid (SS), Oil (OL), Wipe (WP), Tissue (TS), Bioassay (B), Vapor (V), Other (OT), Surface Water (SW), Sediment (SED), Sludge (SL), Caulk

Customer Sample ID	Matrix *	Comp / Grab	Collected (or Composite Start) Date	Collected (or Composite Start) Time	Composite End Date	Composite End Time	Res. CL2	Number & Type of Containers Plastic	Number & Type of Containers Glass	App III/IV Metals + Na, K, Mg	Cl, F, SO4 (EPA 300.0)	TDS (SM 2540C)	RAD SW846 9315/8320	Alkalinity (SM2320B)						Sample Comment	Preservation non-conformance identified for sample
YAT-YGWA-47	WG	G		~~1604~~ W				7		X	X	X	X	X						See Remarks	
YAT-YGWA-21I	WG	G	2/17/26	1604				7		X	X	X	X	X						See Remarks 015	
YAT-YGWA-4I	WG	G	2/17/26	0955				7		X	X	X	X	X						See Remarks 016	
YAT-YGWA-5I	WG	G	2/17/26	1225				7		X	X	X	X	X						See Remarks 017	
YAT-YGWA-5D	WG	G	2/17/26	1117				7		X	X	X	X	X						See Remarks 018	
YAT-YGWA-17S	WG	G						7		X	X	X	X	X						See Remarks	
YAT-YGWA-18S	WG	G						7		X	X	X	X	X						See Remarks	
YAT-YGWA-18I	WG	G						7		X	X	X	X	X						See Remarks	
YAT-YGWA-20S	WG	G	2/17/26	1418				7		X	X	X	X	X						See Remarks 019	
																				See Remarks	

Customer Remarks / Special Conditions / Possible Hazards:
App III Metals: 6020B: B; 6010D: Ca
App IV: Metals 6020B: Sb, As, Ba, Be, Cd, Cr, Co, Pb, Li, Mo, Se, Tl; 7040A: Hg.
Additional metals (6010D): Na, K, Mg. For Alkalinity: report total, carbonate, and bicarbonate

Collected By:
Printed Name: (Arcadis) - Jessica Ware
Signature: (Arcadis) - Jessica Ware

Additional Instructions from Pace®:

Coolers: Thermometer ID: Correction Factor (°C): Obs. Temp. (°C) Corrected Temp. (°C)

Relinquished by/Company: (Signature)	Date/Time:	Received by/Company: (Signature)	Date/Time:
Jessica Ware / Arcadis	2/18/26 1045	Lilian Wilson / Pace	2/18/26 1045
Lilian Wilson / Pace	2/18/26 1635	[signature]	2/18/26 1635

Tracking Number:

Delivered by: [ ] In-Person [ ] Courier [ ] FedEX [ ] UPS [ ] Other

Page: of

Submitting a sample via this chain of custody constitutes acknowledgment and acceptance of the Pace® Terms and Conditions found at https://www.pacelabs.com/resource-library/resource/pace-terms-and-conditions/

ENV-FRM-CORQ-0019_v01_082123 ©

Pace® Location Requested (City/State)
Pace Analytical Charlotte
9800 Kincey Ave. Suite 100, Huntersville, NC 28078

CHAIN-OF-CUSTODY Analytical Request Document

Chain-of-Custody is a LEGAL DOCUMENT - Complete all relevant fields

LAB USE ONLY- Affix Workorder/Login Label Here

Scan QR Code for instructions

Company Name:	Southern Company
Street Address:	241 Ralph McGill Blvd, Atlanta, GA 30308
Contact/Report To:	Trey Singleton
Phone #:	205.346.3317
E-Mail:	rosingle@southernco.com
Cc E-Mail:	Arcadis contacts
Customer Project #:	Task No. YAT-CCR-ASSMT-2026S1
Project Name:	Georgia Power Yates
Invoice To:	
Invoice E-Mail:	
Site Collection Info/Facility ID (as applicable): YAT Pooled Upgradient	
Purchase Order # (if applicable):	GPC82474-0002
Quote #:	
Time Zone Collected:	[ ] AK [ ] PT [ ] MT [X] CT [X] ET
County / State origin of sample(s):	Georgia
Data Deliverables:	[X] Level II [ ] Level III [ ] Level IV [X] EQUIS [ ] Other_____
Regulatory Program (DW, RCRA, etc.) as applicable:	
Rush (Pre-approval required):	[ ] 2 Day [ ] 3 day [ ] 5 day [ ] Other_____
Date Results Requested:	
DW PWSID # or WW Permit # as applicable:	
Field Filtered (if applicable):	[ ] Yes [X] No
Analysis:	

Specify Container Size **: 3 | 3 | 2 | 1 | 3

Identify Container Preservative Type***: 2 | 1 | 1 | 2 | 1

**Container Size: (1) 1L, (2) 500mL, (3) 250mL, (4) 125mL, (5) 100mL, (6) 40mL vial, (7) EnCore, (8) TerraCore, (9) Other

*** Preservative Types: (1) None, (2) HNO3, (3) H2SO4, (4) HCl, (5) NaOH, (6) Zn Acetate, (7) NaHSO4, (8) Sod. Thiosulfate, (9) Ascorbic Acid, (10) MeOH, (11) Other

Lab Use Only: Proj. Mgr: Bonnie Vang; AcctNum / Client ID:; Table #:; Profile / Template: 16561; Prelog / Bottle Ord. ID:

* Matrix Codes (Insert in Matrix box below): Drinking Water (DW), Ground Water (GW), Waste Water (WW), Product (P), Soil/Solid (SS), Oil (OL), Wipe (WP), Tissue (TS), Bioassay (B), Vapor (V), Other (OT), Surface Water (SW), Sediment (SED), Sludge (SL), Caulk

Customer Sample ID	Matrix *	Comp / Grab	Collected (or Composite Start) Date	Collected (or Composite Start) Time	Composite End Date	Composite End Time	Res. CL2	Number & Type of Containers Plastic	Number & Type of Containers Glass	App III/IV Metals + Na, K, Mg	Cl, F, SO4 (EPA 300.0)	TDS (SM 2540C)	RAD SW846 9315/8320	Alkalinity (SM2320B)	Sample Comment	Preservation non-conformance identified for sample
YAT-UGRD-EB-1	WG	G						7		X	X	X	X	X	See Remarks	
YAT-UGRD-FB-1	WG	G						7		X	X	X	X	X	See Remarks	
YAT-UGRD-EB-2	WG	G						7		X	X	X	X	X	See Remarks	
YAT-UGRD-FB-2	WG	G	2/17/26	1700				7		X	X	X	X	X	See Remarks 020	
YAT-UGRD-FD-1	WG	G						7		X	X	X	X	X	See Remarks	
YAT-UGRD-FD-2	WG	G						7		X	X	X	X	X	See Remarks	

Customer Remarks / Special Conditions / Possible Hazards:
App III Metals: 6020B: B; 6010D: Ca
App IV: Metals 6020B: Sb, As, Ba, Be, Cd, Cr, Co, Pb, Li, Mo, Se, Tl; 7040A: Hg.
Additional metals (6010D): Na, K, Mg: For Alkalinity: report total, cartionate, and bicarbonate

Collected By:
Printed Name: (Arcadis) - Jessica Ware
Signature: (Arcadis) Jessica A. Ware

Additional Instructions from Pace®:

Coolers: | Thermometer ID: | Correction Factor (°C): | Obs. Temp. (°C) | Corrected Temp. (°C)

Relinquished by/Company: (Signature)	Date/Time:	Received by/Company: (Signature)	Date/Time:
Jessica Ware / Arcadis	2/18/26 1045	Ryan William / Pace	2/18/26 1045
Ryan William / Pace	2/18/26 1635		2/18/26 1635

Tracking Number:

Delivered by: [ ] In-Person [ ] Courier [ ] FedEX [ ] UPS [ ] Other

Page: of

Submitting a sample via this chain of custody constitutes acknowledgment and acceptance of the Pace® Terms and Conditions found at https://www.pacelabs.com/resource-library/resource/pace-terms-and-conditions/

ENV-FRM-CORQ-0019_v01_082123 ©

Pace® Location Requested (City/State):
Pace Analytical Charlotte
9800 Kincey Ave. Suite 100, Huntersville, NC 28078

CHAIN-OF-CUSTODY Analytical Request Document

Chain-of-Custody is a LEGAL DOCUMENT - Complete all relevant fields

LAB USE ONLY- Affix Workorder/Login Label Here

Scan QR Code for instructions

Company Name:	Southern Company	Contact/Report To:	Trey Singleton
Street Address:	241 Ralph McGill Blvd, Atlanta, GA 30308	Phone #:	205.346.3317
		E-Mail:	rosingle@southernco.com
		Cc E-Mail:	Arcadis contacts
Customer Project #:	Task No. YAT-CCR-ASSMT-202651	Invoice To:	
Project Name:	Georgia Power Yates	Invoice E-Mail:	
Site Collection Info/Facility ID (as applicable): YAT Pooled Upgradient		Purchase Order # (if applicable):	GPC82474-0002
		Quote #:	
Time Zone Collected: [ ] AK [ ] PT [ ] MT [ ] CT [X] ET		County / State origin of sample(s):	Georgia

Data Deliverables:
[X] Level II [ ] Level III [ ] Level IV
[X] EQUIS
[ ] Other_____

Regulatory Program (DW, RCRA, etc.) as applicable:

Rush (Pre-approval required):
[ ] 2 Day [ ] 3 day [ ] 5 day [ ] Other_____

Date Results Requested:

DW PWSID # or WW Permit # as applicable:

Field Filtered (if applicable): [ ] Yes [X] No
Analysis:

* Matrix Codes (Insert in Matrix box below): Drinking Water (DW), Ground Water (GW), Waste Water (WW), Product (P), Soil/Solid (SS), Oil (OL), Wipe (WP), Tissue (TS), Bioassay (B), Vapor (V), Other (OT), Surface Water (SW),Sediment (SED), Sludge (SL), Caulk

Specify Container Size **: 3 3 2 1 3

Identify Container Preservative Type***: 2 1 1 2 1

**Container Size: (1) 1L, (2) 500mL, (3) 250mL, (4) 125mL, (5) 100mL, (6) 40mL vial, (7) EnCore, (8) TerraCore, (9) Other

*** Preservative Types: (1) None, (2) HNO3, (3) H2SO4, (4) HCl, (5) NaOH, (6) Zn Acetate, (7) NaHSO4, (8) Sod. Thiosulfate, (9) Ascorbic Acid, (10) MeOH, (11) Other

Lab Use Only: Proj. Mgr: Bonnie Vang; AcctNum / Client ID.; Table #:; Profile / Template: 16561; Prelog / Bottle Ord. ID.

Customer Sample ID	Matrix *	Comp / Grab	Collected (or Composite Start) Date	Collected (or Composite Start) Time	Composite End Date	Composite End Time	Res. CL2	Number & Type of Containers Plastic	Number & Type of Containers Glass	App III/IV Metals + Na, K, Mg	Cl, F, SO4 (EPA 300.0)	TDS (SM 2540C)	RAD SW846 9315/6320	Alkalinity (SM2320B)	Sample Comment	Preservation non-conformance identified for sample.
YAT-YGWA-47	WG	G	2/17/26	1500	—	—		7		X	X	X	X	X	See Remarks 021	
YAT-YGWA-21I	WG	G						7		X	X	X	X	X	See Remarks	
YAT-YGWA-4I	WG	G						7		X	X	X	X	X	See Remarks	
YAT-YGWA-5I	WG	G						7		X	X	X	X	X	See Remarks	
YAT-YGWA-5D	WG	G						7		X	X	X	X	X	See Remarks	
YAT-YGWA-17S	WG	G						7		X	X	X	X	X	See Remarks	
YAT-YGWA-18S	WG	G						7		X	X	X	X	X	See Remarks	
YAT-YGWA-18I	WG	G						7		X	X	X	X	X	See Remarks	
YAT-YGWA-20S	WG	G						7		X	X	X	X	X	See Remarks	
															See Remarks	

Customer Remarks / Special Conditions / Possible Hazards:
App III Metals: 6020B: B; 6010D: Ca
App IV: Metals 6020B: Sb, As, Ba, Be, Cd, Cr, Co, Pb, Li, Mo, Se, Tl; 7040A: Hg.
Additional metals (6010D): Na, K, Mg; For Alkalinity: report total, carbonate, and bicarbonate

Collected By:
Printed Name: (Arcadis) - David Gouty
Signature: (Arcadis)

Additional instructions from Pace®:

# Coolers:	Thermometer ID:	Correction Factor (°C):	Obs. Temp. (°C)	Corrected Temp. (°C)

Relinquished by/Company: (Signature)	Date/Time:	Received by/Company: (Signature)	Date/Time:
[signature]	2/18/26 0730	[signature] / Arcadis	2/18/26 0730
[signature] / Arcadis	2/18/26 1045	Ryan William / Pace	2/18/26 1045
Ryan William / Pace	2/18/26 1635	[signature]	2/18/26 1635
Relinquished by/Company: (Signature)	Date/Time:	Received by/Company: (Signature)	Date/Time:

Tracking Number:

Delivered by: [ ] In-Person [ ] Courier [ ] FedEX [ ] UPS [ ] Other

Page: of

Submitting a sample via this chain of custody constitutes acknowledgment and acceptance of the Pace® Terms and Conditions found at https://www.pacelabs.com/resource-library/resource/pace-terms-and-conditions/

ENV-FRM-CORQ-0019_v01_082123 ©

Pace® Location Requested (City/State):
Pace Analytical Charlotte
9800 Kincey Ave. Suite 100, Huntersville, NC 28078

CHAIN-OF-CUSTODY Analytical Request Document

Chain-of-Custody is a LEGAL DOCUMENT - Complete all relevant fields

LAB USE ONLY- Affix Workorder/Login Label Here

Scan QR Code for instructions

Company Name: Southern Company
Street Address: 241 Ralph McGill Blvd, Atlanta, GA 30308

Contact/Report To: Trey Singleton
Phone #: 205.346.3317
E-Mail: rosingle@southernco.com
Cc E-Mail: Arcadis contacts

Customer Project #: Task No. YAT-CCR-ASSMT-2026S1
Project Name: Georgia Power Yates
Site Collection Info/Facility ID (as applicable): YAT Pooled Upgradient

Invoice To:
Invoice E-Mail:
Purchase Order # (if applicable): GPC82474-0002
Quote #:

Time Zone Collected: [ ] AK [ ] PT [ ] MT [ ] CT [X] ET

County / State origin of sample(s): Georgia

Data Deliverables:
[X] Level II [ ] Level III [ ] Level IV
[X] EQUIS
[ ] Other _____

Regulatory Program (DW, RCRA, etc.) as applicable:

Rush (Pre-approval required):
[ ] 2 Day [ ] 3 day [ ] 5 day [ ] Other_____
Date Results Requested:

DW PWSID # or WW Permit # as applicable:
Field Filtered (if applicable): [ ] Yes [X] No
Analysis:

* Matrix Codes (Insert in Matrix box below): Drinking Water (DW), Ground Water (GW), Waste Water (WW), Product (P), Soil/Solid (SS), Oil (OL), Wipe (WP), Tissue (TS), Bioassay (B), Vapor (V), Other (OT), Surface Water (SW), Sediment (SED), Sludge (SL), Caulk

Specify Container Size **: 3 3 2 1 3
Identify Container Preservative Type***: 2 1 1 2 1

**Container Size: (1) 1L, (2) 500mL, (3) 250mL, (4) 125mL, (5) 100mL, (6) 40mL vial, (7) EnCore, (8) TerraCore, (9) Other

*** Preservative Types: (1) None, (2) HNO3, (3) H2SO4, (4) HCl, (5) NaOH, (6) Zn Acetate, (7) NaHSO4, (8) Sod. Thiosulfate, (9) Ascorbic Acid, (10) MeOH, (11) Other

Lab Use Only: Proj. Mgr: Bonnie Vang; AcctNum / Client ID:; Table #:; Profile / Template: 16561; Prelog / Bottle Ord. ID:

	Customer Sample ID	Matrix *	Comp / Grab	Collected (or Composite Start) Date	Collected (or Composite Start) Time	Composite End Date	Composite End Time	Res. CL2	Number & Type of Containers Plastic	Number & Type of Containers Glass	App III/IV Metals + Na, K, Mg	Cl, F, SO4 (EPA 300.0)	TDS (SM 2540C)	RAD SW846 9315/8320	Alkalinity (SM2320B)	Sample Comment	Preservation non-conformance identified for sample.
c	YAT-YGWA-30I	WG	G	2/17/26	1215	—	—		7		X	X	X	X	X	See Remarks 022	
	YAT-YGWA-14S	WG	G	2/17/26	1010	—	—		7		X	X	X	X	X	See Remarks 023	
	YAT-YGWA-39	WG	G						7		X	X	X	X	X	See Remarks	
	YAT-YGWA-40	WG	G						7		X	X	X	X	X	See Remarks	
	YAT-YGWA-1I	WG	G						7		X	X	X	X	X	See Remarks	
	YAT-YGWA-1D	WG	G						7		X	X	X	X	X	See Remarks	
	YAT-YGWA-2I	WG	G						7		X	X	X	X	X	See Remarks	
	YAT-YGWA-3I	WG	G						7		X	X	X	X	X	See Remarks	
	YAT-YGWA-3D	WG	G						7		X	X	X	X	X	See Remarks	

Customer Remarks / Special Conditions / Possible Hazards:
App III Metals: 6020B: B; 6010D: Ca
App IV: Metals 6020B: Sb, As, Ba, Be, Cd, Cr, Co, Pb, Li, Mo, Se, Tl; 7040A: Hg.
Additional metals (6010D): Na, K, Mg; For Alkalinity: report total, carbonate, and bicarbonate

Collected By:
Printed Name: (Arcadis) - David Prouty
Signature: (Arcadis)

Additional Instructions from Pace®:

Coolers: Thermometer ID: Correction Factor (°C): Obs. Temp. (°C) Corrected Temp. (°C)

Relinquished by/Company: (Signature)	Date/Time:	Received by/Company: (Signature)	Date/Time:
	2/18/26 0730	Arcadis	2/18/26 0730
Arcadis	2/18/26 1045	Pace	2/18/26 1045
Pace	2/18/26 1635		2/18/26 1635

Tracking Number:
Delivered by: [ ] In-Person [ ] Courier [ ] FedEX [ ] UPS [ ] Other

Page: of

Submitting a sample via this chain of custody constitutes acknowledgment and acceptance of the Pace® Terms and Conditions found at https://www.pacelabs.com/resource-library/resource/pace-terms-and-conditions/

ENV-FRM-CORQ-0019_v01_082123 ©

Pace® Location Requested (City/State): Pace Analytical Charlotte, 9800 Kincey Ave. Suite 100, Huntersville, NC 28078

CHAIN-OF-CUSTODY Analytical Request Document

Chain-of-Custody is a LEGAL DOCUMENT - Complete all relevant fields

LAB USE ONLY- Affix Workorder/Login Label Here

Scan QR Code for instructions

Company Name:	Southern Company	Contact/Report To:	Trey Singleton
Street Address:	241 Ralph McGill Blvd, Atlanta, GA 30308	Phone #:	205.346.3317
		E-Mail:	rosingle@southernco.com
		Cc E-Mail:	Arcadis contacts
Customer Project #:	Task No. YAT-CCR-ASSMT-2026S1	Invoice To:	
Project Name:	Georgia Power Yates	Invoice E-Mail:	
Site Collection Info/Facility ID (as applicable): YAT Pooled Upgradient		Purchase Order # (if applicable):	GPC82474-0002
		Quote #:	
Time Zone Collected: [ ] AK [ ] PT [ ] MT [ ] CT [X] ET		County / State origin of sample(s):	Georgia

Data Deliverables: [X] Level II [ ] Level III [ ] Level IV [X] EQUIS [ ] Other_____

Regulatory Program (DW, RCRA, etc.) as applicable:

Rush (Pre-approval required): [ ] 2 Day [ ] 3 day [ ] 5 day [ ] Other_____

Date Results Requested:

DW PWSID # or WW Permit # as applicable:

Field Filtered (if applicable): [ ] Yes [X] No

Analysis:

* Matrix Codes (Insert in Matrix box below): Drinking Water (DW), Ground Water (GW), Waste Water (WW), Product (P), Soil/Solid (SS), Oil (OL), Wipe (WP), Tissue (TS), Bioassay (B), Vapor (V), Other (OT), Surface Water (SW), Sediment (SED), Sludge (SL), Caulk

Specify Container Size **: 3 | 3 | 2 | 1 | 3

Identify Container Preservative Type***: 2 | 1 | 1 | 2 | 1

Analysis Requested

**Container Size: (1) 1L, (2) 500mL, (3) 250mL, (4) 125mL, (5) 100mL, (6) 40mL vial, (7) EnCore, (8) TerraCore, (9) Other

*** Preservative Types: (1) None, (2) HNO3, (3) H2SO4, (4) HCl, (5) NaOH, (6) Zn Acetate, (7) NaHSO4, (8) Sod. Thiosulfate, (9) Ascorbic Acid, (10) MeOH, (11) Other

Lab Use Only: Proj. Mgr: Bonnie Vang; AcctNum / Client ID:; Table #:; Profile / Template: 16561; Prelog / Bottle Ord. ID:

Customer Sample ID	Matrix *	Comp / Grab	Collected (or Composite Start) Date	Collected (or Composite Start) Time	Composite End Date	Composite End Time	Res. CL2	Number & Type of Containers Plastic	Number & Type of Containers Glass	App III/IV Metals + Na, K, Mg	Cl, F, SO4 (EPA 300.0)	TDS (SM 2540C)	RAD SW846 9315/8320	Alkalinity (SM2320B)	Sample Comment	Preservation non-conformance identified for sample.
YAT-UGRD-EB-1	WG	G						7		X	X	X	X	X	See Remarks	
YAT-UGRD-FB-1	WG	G	2/17/26	1200	—	—		7		X	X	X	X	X	See Remarks 024	
YAT-UGRD-EB-2	WG	G						7		X	X	X	X	X	See Remarks	
YAT-UGRD-FB-2	WG	G						7		X	X	X	X	X	See Remarks	
YAT-UGRD-FD-1	WG	G		~~1200~~				7		X	X	X	X	X	See Remarks	
YAT-UGRD-FD-2	WG	G						7		X	X	X	X	X	See Remarks	

Customer Remarks / Special Conditions / Possible Hazards:
App III Metals: 6020B: B; 6010D: Ca
App IV: Metals 6020B: Sb, As, Ba, Be, Cd, Cr, Co, Pb, Li, Mo, Se, Tl; 7040A: Hg.
Additional metals (6010D): Na, K, Mg; For Alkalinity: report total, carbonate, and bicarbonate

Collected By:
Printed Name: (Arcadis): David Prouty
Signature: (Arcadis):

Additional Instructions from Pace®:

Coolers: | Thermometer ID: | Correction Factor (°C): | Obs. Temp. (°C) | Corrected Temp. (°C)

Relinquished by/Company: (Signature)	Date/Time:	Received by/Company: (Signature)	Date/Time:
	2/18/26 0730	Arcadis	2/18/26 0730
Arcadis	2/18/26 1045	Ryan Williams / Pace	2/18/26 1045
Ryan Williams / Pace	2/18/26 1635		2/18/26 1635

Tracking Number:

Delivered by: [ ] In-Person [ ] Courier [ ] FedEX [ ] UPS [ ] Other

Page: of

Submitting a sample via this chain of custody constitutes acknowledgment and acceptance of the Pace® Terms and Conditions found at https://www.pacelabs.com/resource-library/resource/pace-terms-and-conditions/

ENV-FRM-CORQ-0019_v01_082123 ©

Pace Analytical Services, LLC
9800 Kincey Ave. Suite 100
Huntersville, NC 28078
(704)875-9092

March 11, 2026

Trey Singleton
Southern Company
241 Ralp McGill Blvd NE
Bin 10160
Atlanta, GA 30308

RE: Project: YAT Pooled Upgradient- RADs
Pace Project No.: 92845130

Dear Trey Singleton:

Enclosed are the analytical results for sample(s) received by the laboratory on February 18, 2026. The results relate only to the samples included in this report. Results reported herein conform to the applicable TNI/NELAC Standards and the laboratory's Quality Manual, where applicable, unless otherwise noted in the body of the report.

The test results provided in this final report were generated by each of the following laboratories within the Pace Network:

- Pace Analytical Services - Greensburg

If you have any questions concerning this report, please feel free to contact me.

Sincerely,

Bonnie Vang

Bonnie Vang
bonnie.vang@pacelabs.com
704-977-0968
Project Manager

Enclosures

cc: Geoffrey Gay, Arcadis-ATL
Laura Midkiff, Southern Company
Alex Simpson, Arcadis
Jessica Ware, Arcadis
Albert Zumbuhl, Arcadis

This report shall not be reproduced, except in full,
without the written consent of Pace Analytical Services, LLC.

Pace Analytical Services, LLC
9800 Kincey Ave. Suite 100
Huntersville, NC 28078
(704)875-9092

CERTIFICATIONS

Project:	YAT Pooled Upgradient- RADs
Pace Project No.:	92845130

Pace Analytical Services Pennsylvania
1638 Roseytown Rd Suites 2,3&4, Greensburg, PA 15601
ANABISO/IEC 17025:2017 Rad Cert#: L24170
Alabama Certification #: 41590
Arizona Certification #: AZ0734
Arkansas Certification
California Certification #: 2950
Colorado Certification #: PA01547
Connecticut Certification #: PH-0694
EPA Region 3 DW Rad
Florida/TNI Certification #: E87683
Georgia Certification #: C040
Guam Certification
Hawaii Certification
Idaho Certification
Illinois Certification
Indiana Certification
Iowa Certification #: 391
Kansas Certification #: E-10358
Kentucky Certification #: KY90133
KY WW Permit #: KY0098221
KY WW Permit #: KY0000221
Louisiana DHH/TNI Certification #: LA010
Louisiana DEQ/TNI Certification #: 04086
Maine Certification #: 2023021
Maryland Certification #: 308
Massachusetts Certification #: M-PA1457
Michigan/PADEP Certification #: 9991
Missouri Certification #: 235
Montana Certification #: Cert0082
Nebraska Certification #: NE-OS-29-14
Nevada Certification #: PA014572023-03
New Hampshire/TNI Certification #: 297622
New Jersey/TNI Certification #: PA051
New Mexico Certification #: PA01457
New York/TNI Certification #: 10888
North Carolina Certification #: 42706
North Dakota Certification #: R-190
Ohio EPA Rad Approval: #41249
Oregon/TNI Certification #: PA200002-015
Pennsylvania/TNI Certification #: 65-00282
Puerto Rico Certification #: PA01457
Rhode Island Certification #: 65-00282
South Dakota Certification
Tennessee Certification #: TN02867
Texas/TNI Certification #: T104704188-22-18
Utah/TNI Certification #: PA014572223-14
USDA Soil Permit #: 525-23-67-77263
Vermont Dept. of Health: ID# VT-0282
Virgin Island/PADEP Certification
Virginia/VELAP Certification #: 460198
Washington Certification #: C868
West Virginia DEP Certification #: 143
West Virginia DHHR Certification #: 9964C
Wisconsin Approve List for Rad

This report shall not be reproduced, except in full,
without the written consent of Pace Analytical Services, LLC.

Pace Analytical Services, LLC
9800 Kincey Ave. Suite 100
Huntersville, NC 28078
(704)875-9092

SAMPLE SUMMARY

Project: YAT Pooled Upgradient- RADs
Pace Project No.: 92845130

Lab ID	Sample ID	Matrix	Date Collected	Date Received
92845130001	**YAT-YGWA-17S**	Water	02/17/26 09:25	02/18/26 16:35
92845130002	**YAT-YGWA-18S**	Water	02/17/26 10:35	02/18/26 16:35
92845130003	**YAT-YGWA-18I**	Water	02/17/26 12:15	02/18/26 16:35
92845130004	**YAT-YGWA-39**	Water	02/17/26 14:05	02/18/26 16:35
92845130005	**YAT-YGWA-40**	Water	02/17/26 15:15	02/18/26 16:35
92845130007	**YAT-YGWA-3D**	Water	02/17/26 16:45	02/18/26 16:35
92845130008	**YAT-UGRD-EB-2**	Water	02/17/26 12:20	02/18/26 16:35
92845130009	**YAT-UGRD-FD-2**	Water	02/17/26 00:00	02/18/26 16:35
92845130010	**YAT-YGWA-1I**	Water	02/17/26 10:40	02/18/26 16:35
92845130011	**YAT-YGWA-1D**	Water	02/17/26 12:20	02/18/26 16:35
92845130012	**YAT-YGWA-2I**	Water	02/17/26 15:00	02/18/26 16:35
92845130013	**YAT-YGWA-3I**	Water	02/17/26 16:55	02/18/26 16:35
92845130014	**YAT-UGRD-EB-1**	Water	02/17/26 15:30	02/18/26 16:35
92845130015	**YAT-UGRD-FD-1**	Water	02/17/26 00:00	02/18/26 16:35
92845130016	**YAT-YGWA-21I**	Water	02/17/26 16:04	02/18/26 16:35
92845130017	**YAT-YGWA-4I**	Water	02/17/26 09:55	02/18/26 16:35
92845130018	**YAT-YGWA-5I**	Water	02/17/26 12:55	02/18/26 16:35
92845130019	**YAT-YGWA-20S**	Water	02/17/26 14:18	02/18/26 16:35
92845130020	**YAT-UGRD-FB-2**	Water	02/17/26 17:00	02/18/26 16:35
92845130021	**YAT-YGWA-47**	Water	02/17/26 15:00	02/18/26 16:35
92845130022	**YAT-YGWA-30I**	Water	02/17/26 12:15	02/18/26 16:35
92845130023	**YAT-YGWA-14S**	Water	02/17/26 10:10	02/18/26 16:35
92845130024	**YAT-UGRD-FB-1**	Water	02/17/26 12:00	02/18/26 16:35
92845130025	**YAT-YGWA-5D**	Water	02/17/26 11:17	02/18/26 16:35

This report shall not be reproduced, except in full,
without the written consent of Pace Analytical Services, LLC.

Pace Analytical Services, LLC
9800 Kincey Ave. Suite 100
Huntersville, NC 28078
(704)875-9092

SAMPLE ANALYTE COUNT

Project: YAT Pooled Upgradient- RADs
Pace Project No.: 92845130

Lab ID	Sample ID	Method	Analysts	Analytes Reported	Laboratory
92845130001	**YAT-YGWA-17S**	EPA 9315	SLC	1	PASI-PA
		EPA 9320	JJS1	1	PASI-PA
		Total Radium Calculation	JAL	1	PASI-PA
92845130002	**YAT-YGWA-18S**	EPA 9315	SLC	1	PASI-PA
		EPA 9320	JJS1	1	PASI-PA
		Total Radium Calculation	JAL	1	PASI-PA
92845130003	**YAT-YGWA-18I**	EPA 9315	SLC	1	PASI-PA
		EPA 9320	JJS1	1	PASI-PA
		Total Radium Calculation	JAL	1	PASI-PA
92845130004	**YAT-YGWA-39**	EPA 9315	SLC	1	PASI-PA
		EPA 9320	JJS1	1	PASI-PA
		Total Radium Calculation	JAL	1	PASI-PA
92845130005	**YAT-YGWA-40**	EPA 9315	SLC	1	PASI-PA
		EPA 9320	JJS1	1	PASI-PA
		Total Radium Calculation	JAL	1	PASI-PA
92845130007	**YAT-YGWA-3D**	EPA 9315	SLC	1	PASI-PA
		EPA 9320	JJS1	1	PASI-PA
		Total Radium Calculation	JAL	1	PASI-PA
92845130008	**YAT-UGRD-EB-2**	EPA 9315	SLC	1	PASI-PA
		EPA 9320	JJS1	1	PASI-PA
		Total Radium Calculation	JAL	1	PASI-PA
92845130009	**YAT-UGRD-FD-2**	EPA 9315	SLC	1	PASI-PA
		EPA 9320	JJS1	1	PASI-PA
		Total Radium Calculation	JAL	1	PASI-PA
92845130010	**YAT-YGWA-1I**	EPA 9315	SLC	1	PASI-PA
		EPA 9320	JJS1	1	PASI-PA
		Total Radium Calculation	JAL	1	PASI-PA
92845130011	**YAT-YGWA-1D**	EPA 9315	SLC	1	PASI-PA
		EPA 9320	JJS1	1	PASI-PA
		Total Radium Calculation	JAL	1	PASI-PA
92845130012	**YAT-YGWA-2I**	EPA 9315	SLC	1	PASI-PA
		EPA 9320	JJS1	1	PASI-PA
		Total Radium Calculation	JAL	1	PASI-PA
92845130013	**YAT-YGWA-3I**	EPA 9315	SLC	1	PASI-PA
		EPA 9320	JJS1	1	PASI-PA
		Total Radium Calculation	JAL	1	PASI-PA
92845130014	**YAT-UGRD-EB-1**	EPA 9315	SLC	1	PASI-PA

This report shall not be reproduced, except in full,
without the written consent of Pace Analytical Services, LLC.

Pace Analytical Services, LLC
9800 Kincey Ave. Suite 100
Huntersville, NC 28078
(704)875-9092

SAMPLE ANALYTE COUNT

Project: YAT Pooled Upgradient- RADs
Pace Project No.: 92845130

Lab ID	Sample ID	Method	Analysts	Analytes Reported	Laboratory
		EPA 9320	JJS1	1	PASI-PA
		Total Radium Calculation	JAL	1	PASI-PA
92845130015	**YAT-UGRD-FD-1**	EPA 9315	SLC	1	PASI-PA
		EPA 9320	JJS1	1	PASI-PA
		Total Radium Calculation	JAL	1	PASI-PA
92845130016	**YAT-YGWA-21I**	EPA 9315	SLC	1	PASI-PA
		EPA 9320	JJS1	1	PASI-PA
		Total Radium Calculation	JAL	1	PASI-PA
92845130017	**YAT-YGWA-4I**	EPA 9315	SLC	1	PASI-PA
		EPA 9320	JJS1	1	PASI-PA
		Total Radium Calculation	JAL	1	PASI-PA
92845130018	**YAT-YGWA-5I**	EPA 9315	SLC	1	PASI-PA
		EPA 9320	JJS1	1	PASI-PA
		Total Radium Calculation	JAL	1	PASI-PA
92845130019	**YAT-YGWA-20S**	EPA 9315	SLC	1	PASI-PA
		EPA 9320	JJS1	1	PASI-PA
		Total Radium Calculation	JAL	1	PASI-PA
92845130020	**YAT-UGRD-FB-2**	EPA 9315	SLC	1	PASI-PA
		EPA 9320	JJS1	1	PASI-PA
		Total Radium Calculation	JAL	1	PASI-PA
92845130021	**YAT-YGWA-47**	EPA 9315	SLC	1	PASI-PA
		EPA 9320	JJS1	1	PASI-PA
		Total Radium Calculation	JAL	1	PASI-PA
92845130022	**YAT-YGWA-30I**	EPA 9315	SLC	1	PASI-PA
		EPA 9320	VAL	1	PASI-PA
		Total Radium Calculation	JAL	1	PASI-PA
92845130023	**YAT-YGWA-14S**	EPA 9315	SLC	1	PASI-PA
		EPA 9320	VAL	1	PASI-PA
		Total Radium Calculation	JAL	1	PASI-PA
92845130024	**YAT-UGRD-FB-1**	EPA 9315	SLC	1	PASI-PA
		EPA 9320	VAL	1	PASI-PA
		Total Radium Calculation	JAL	1	PASI-PA
92845130025	**YAT-YGWA-5D**	EPA 9315	SLC	1	PASI-PA
		EPA 9320	VAL	1	PASI-PA
		Total Radium Calculation	JAL	1	PASI-PA

PASI-PA = Pace Analytical Services - Greensburg

This report shall not be reproduced, except in full,
without the written consent of Pace Analytical Services, LLC.

Pace Analytical Services, LLC
9800 Kincey Ave. Suite 100
Huntersville, NC 28078
(704)875-9092

SUMMARY OF DETECTION

Project: YAT Pooled Upgradient- RADs
Pace Project No.: 92845130

Lab Sample ID Method	Client Sample ID Parameters	Result	Units	Report Limit	Analyzed	Qualifiers
92845130001	**YAT-YGWA-17S**					
EPA 9315	Radium-226	0.0724U ± 0.102 (0.221) C:83% T:NA	pCi/L		03/09/26 08:07	
EPA 9320	Radium-228	0.803 ± 0.410 (0.701) C:73% T:88%	pCi/L		03/05/26 14:37	
Total Radium Calculation	Total Radium	0.875U ± 0.512 (0.922)	pCi/L		03/09/26 13:49	
92845130002	**YAT-YGWA-18S**					
EPA 9315	Radium-226	0.0507U ± 0.136 (0.325) C:65% T:NA	pCi/L		03/09/26 08:07	
EPA 9320	Radium-228	0.822 ± 0.452 (0.806) C:75% T:81%	pCi/L		03/05/26 14:37	
Total Radium Calculation	Total Radium	0.873U ± 0.588 (1.13)	pCi/L		03/09/26 13:49	
92845130003	**YAT-YGWA-18I**					
EPA 9315	Radium-226	0.0803U ± 0.117 (0.256) C:77% T:NA	pCi/L		03/09/26 08:07	
EPA 9320	Radium-228	-0.243U ± 0.422 (1.04) C:76% T:79%	pCi/L		03/05/26 14:38	
Total Radium Calculation	Total Radium	0.0803U ± 0.539 (1.30)	pCi/L		03/09/26 13:49	
92845130004	**YAT-YGWA-39**					
EPA 9315	Radium-226	0.513 ± 0.220 (0.301) C:76% T:NA	pCi/L		03/09/26 08:07	
EPA 9320	Radium-228	0.254U ± 0.361 (0.774) C:75% T:89%	pCi/L		03/05/26 14:38	
Total Radium Calculation	Total Radium	0.767U ± 0.581 (1.08)	pCi/L		03/09/26 13:49	

This report shall not be reproduced, except in full,
without the written consent of Pace Analytical Services, LLC.

Pace Analytical Services, LLC
9800 Kincey Ave. Suite 100
Huntersville, NC 28078
(704)875-9092

SUMMARY OF DETECTION

Project: YAT Pooled Upgradient- RADs
Pace Project No.: 92845130

Lab Sample ID Method	Client Sample ID Parameters	Result	Units	Report Limit	Analyzed	Qualifiers
92845130005	**YAT-YGWA-40**					
EPA 9315	Radium-226	0.243U ± 0.156 (0.259) C:75% T:NA	pCi/L		03/09/26 08:07	
EPA 9320	Radium-228	-0.0254U ± 0.333 (0.786) C:77% T:85%	pCi/L		03/05/26 14:38	
Total Radium Calculation	Total Radium	0.243U ± 0.489 (1.05)	pCi/L		03/09/26 13:49	
92845130007	**YAT-YGWA-3D**					
EPA 9315	Radium-226	1.44 ± 0.365 (0.276) C:82% T:NA	pCi/L		03/09/26 08:08	
EPA 9320	Radium-228	1.45 ± 0.567 (0.872) C:81% T:79%	pCi/L		03/05/26 14:38	
Total Radium Calculation	Total Radium	2.89 ± 0.932 (1.15)	pCi/L		03/09/26 13:49	
92845130008	**YAT-UGRD-EB-2**					
EPA 9315	Radium-226	0.0788U ± 0.137 (0.312) C:83% T:NA	pCi/L		03/09/26 08:08	
EPA 9320	Radium-228	0.468U ± 0.434 (0.886) C:75% T:86%	pCi/L		03/05/26 14:38	
Total Radium Calculation	Total Radium	0.547U ± 0.571 (1.20)	pCi/L		03/09/26 13:49	
92845130009	**YAT-UGRD-FD-2**					
EPA 9315	Radium-226	-0.0382U ± 0.129 (0.356) C:67% T:NA	pCi/L		03/09/26 08:09	
EPA 9320	Radium-228	0.565U ± 0.481 (0.973) C:79% T:75%	pCi/L		03/05/26 14:38	
Total Radium Calculation	Total Radium	0.565U ± 0.610 (1.33)	pCi/L		03/09/26 13:49	

This report shall not be reproduced, except in full,
without the written consent of Pace Analytical Services, LLC.

Pace Analytical Services, LLC
9800 Kincey Ave. Suite 100
Huntersville, NC 28078
(704)875-9092

SUMMARY OF DETECTION

Project: YAT Pooled Upgradient- RADs
Pace Project No.: 92845130

Lab Sample ID Method	Client Sample ID Parameters	Result	Units	Report Limit	Analyzed	Qualifiers
92845130010	**YAT-YGWA-1I**					
EPA 9315	Radium-226	0.112U ± 0.135 (0.286) C:80% T:NA	pCi/L		03/09/26 08:09	
EPA 9320	Radium-228	0.261U ± 0.360 (0.770) C:78% T:85%	pCi/L		03/05/26 14:38	
Total Radium Calculation	Total Radium	0.373U ± 0.495 (1.06)	pCi/L		03/09/26 13:49	
92845130011	**YAT-YGWA-1D**					
EPA 9315	Radium-226	0.0632U ± 0.141 (0.330) C:74% T:NA	pCi/L		03/09/26 08:09	
EPA 9320	Radium-228	0.471U ± 0.389 (0.772) C:78% T:81%	pCi/L		03/05/26 14:38	
Total Radium Calculation	Total Radium	0.534U ± 0.530 (1.10)	pCi/L		03/09/26 13:49	
92845130012	**YAT-YGWA-2I**					
EPA 9315	Radium-226	0.0892U ± 0.117 (0.250) C:81% T:NA	pCi/L		03/09/26 08:09	
EPA 9320	Radium-228	0.634U ± 0.420 (0.800) C:81% T:81%	pCi/L		03/05/26 14:38	
Total Radium Calculation	Total Radium	0.723U ± 0.537 (1.05)	pCi/L		03/09/26 13:49	
92845130013	**YAT-YGWA-3I**					
EPA 9315	Radium-226	0.660 ± 0.222 (0.214) C:81% T:NA	pCi/L		03/09/26 08:09	
EPA 9320	Radium-228	0.0819U ± 0.460 (1.04) C:76% T:84%	pCi/L		03/05/26 14:38	
Total Radium Calculation	Total Radium	0.742U ± 0.682 (1.25)	pCi/L		03/09/26 13:49	

This report shall not be reproduced, except in full,
without the written consent of Pace Analytical Services, LLC.

Pace Analytical Services, LLC
9800 Kincey Ave. Suite 100
Huntersville, NC 28078
(704)875-9092

SUMMARY OF DETECTION

Project: YAT Pooled Upgradient- RADs
Pace Project No.: 92845130

Lab Sample ID Method	Client Sample ID Parameters	Result	Units	Report Limit	Analyzed	Qualifiers
92845130014	**YAT-UGRD-EB-1**					
EPA 9315	Radium-226	0.00464U ± 0.112 (0.287) C:85% T:NA	pCi/L		03/09/26 08:10	
EPA 9320	Radium-228	-0.150U ± 0.315 (0.776) C:80% T:80%	pCi/L		03/05/26 14:39	
Total Radium Calculation	Total Radium	0.00464U ± 0.427 (1.06)	pCi/L		03/09/26 13:49	
92845130015	**YAT-UGRD-FD-1**					
EPA 9315	Radium-226	-0.00293U ± 0.111 (0.291) C:80% T:NA	pCi/L		03/09/26 08:10	
EPA 9320	Radium-228	0.553U ± 0.401 (0.772) C:72% T:86%	pCi/L		03/05/26 14:39	
Total Radium Calculation	Total Radium	0.553U ± 0.512 (1.06)	pCi/L		03/09/26 13:49	
92845130016	**YAT-YGWA-21I**					
EPA 9315	Radium-226	0.713 ± 0.264 (0.357) C:74% T:NA	pCi/L		03/09/26 08:10	
EPA 9320	Radium-228	0.141U ± 0.371 (0.832) C:77% T:78%	pCi/L		03/05/26 14:39	
Total Radium Calculation	Total Radium	0.854U ± 0.635 (1.19)	pCi/L		03/09/26 13:49	
92845130017	**YAT-YGWA-4I**					
EPA 9315	Radium-226	0.874 ± 0.293 (0.360) C:74% T:NA	pCi/L		03/09/26 08:10	
EPA 9320	Radium-228	0.586U ± 0.387 (0.727) C:78% T:83%	pCi/L		03/05/26 14:39	
Total Radium Calculation	Total Radium	1.46 ± 0.680 (1.09)	pCi/L		03/09/26 13:49	

This report shall not be reproduced, except in full,
without the written consent of Pace Analytical Services, LLC.

Pace Analytical Services, LLC
9800 Kincey Ave. Suite 100
Huntersville, NC 28078
(704)875-9092

SUMMARY OF DETECTION

Project: YAT Pooled Upgradient- RADs
Pace Project No.: 92845130

Lab Sample ID Method	Client Sample ID Parameters	Result	Units	Report Limit	Analyzed	Qualifiers
92845130018	**YAT-YGWA-5I**					
EPA 9315	Radium-226	0.175U ± 0.135 (0.244) C:85% T:NA	pCi/L		03/09/26 08:10	
EPA 9320	Radium-228	0.610U ± 0.419 (0.805) C:80% T:80%	pCi/L		03/05/26 14:39	
Total Radium Calculation	Total Radium	0.785U ± 0.554 (1.05)	pCi/L		03/09/26 13:49	
92845130019	**YAT-YGWA-20S**					
EPA 9315	Radium-226	0.125U ± 0.134 (0.275) C:80% T:NA	pCi/L		03/09/26 08:10	
EPA 9320	Radium-228	0.798U ± 0.467 (0.871) C:81% T:86%	pCi/L		03/05/26 14:39	
Total Radium Calculation	Total Radium	0.923U ± 0.601 (1.15)	pCi/L		03/09/26 13:49	
92845130020	**YAT-UGRD-FB-2**					
EPA 9315	Radium-226	-0.0703U ± 0.0779 (0.268) C:75% T:NA	pCi/L		03/09/26 08:10	
EPA 9320	Radium-228	0.307U ± 0.402 (0.858) C:81% T:83%	pCi/L		03/05/26 14:39	
Total Radium Calculation	Total Radium	0.307U ± 0.480 (1.13)	pCi/L		03/09/26 13:49	
92845130021	**YAT-YGWA-47**					
EPA 9315	Radium-226	0.238U ± 0.181 (0.319) C:57% T:NA	pCi/L		03/09/26 08:11	
EPA 9320	Radium-228	0.912 ± 0.487 (0.881) C:83% T:82%	pCi/L		03/05/26 14:39	
Total Radium Calculation	Total Radium	1.15U ± 0.668 (1.20)	pCi/L		03/09/26 13:49	

This report shall not be reproduced, except in full,
without the written consent of Pace Analytical Services, LLC.

Pace Analytical Services, LLC
9800 Kincey Ave. Suite 100
Huntersville, NC 28078
(704)875-9092

SUMMARY OF DETECTION

Project: YAT Pooled Upgradient- RADs
Pace Project No.: 92845130

Lab Sample ID Method	Client Sample ID Parameters	Result	Units	Report Limit	Analyzed	Qualifiers
92845130022	**YAT-YGWA-30I**					
EPA 9315	Radium-226	-0.0184U ± 0.101 (0.282) C:90% T:NA	pCi/L		03/06/26 08:17	
EPA 9320	Radium-228	1.14 ± 0.517 (0.897) C:78% T:90%	pCi/L		03/04/26 16:06	
Total Radium Calculation	Total Radium	1.14U ± 0.618 (1.18)	pCi/L		03/09/26 13:58	
92845130023	**YAT-YGWA-14S**					
EPA 9315	Radium-226	0.0114U ± 0.107 (0.277) C:88% T:NA	pCi/L		03/06/26 08:17	
EPA 9320	Radium-228	1.03 ± 0.530 (0.932) C:75% T:77%	pCi/L		03/04/26 16:07	
Total Radium Calculation	Total Radium	1.04U ± 0.637 (1.21)	pCi/L		03/09/26 13:58	
92845130024	**YAT-UGRD-FB-1**					
EPA 9315	Radium-226	-0.0199U ± 0.0838 (0.252) C:88% T:NA	pCi/L		03/06/26 12:56	
EPA 9320	Radium-228	0.842 ± 0.450 (0.797) C:73% T:81%	pCi/L		03/04/26 16:09	
Total Radium Calculation	Total Radium	0.842U ± 0.534 (1.05)	pCi/L		03/09/26 13:58	
92845130025	**YAT-YGWA-5D**					
EPA 9315	Radium-226	1.92 ± 0.452 (0.296) C:86% T:NA	pCi/L		03/06/26 08:17	
EPA 9320	Radium-228	0.801 ± 0.414 (0.720) C:78% T:84%	pCi/L		03/04/26 16:09	
Total Radium Calculation	Total Radium	2.72 ± 0.866 (1.02)	pCi/L		03/09/26 13:58	

This report shall not be reproduced, except in full,
without the written consent of Pace Analytical Services, LLC.

Pace Analytical Services, LLC
9800 Kincey Ave. Suite 100
Huntersville, NC 28078
(704)875-9092

ANALYTICAL RESULTS - RADIOCHEMISTRY

Project: YAT Pooled Upgradient- RADs
Pace Project No.: 92845130

Sample: YAT-YGWA-17S **Lab ID: 92845130001** Collected: 02/17/26 09:25 Received: 02/18/26 16:35 Matrix: Water
PWS: Site ID: Sample Type:

Parameters	Method	Act ± Unc (MDC) Carr Trac	Units	Analyzed	CAS No.	Qual
	Pace Analytical Services - Greensburg					
Radium-226	EPA 9315	**0.0724U ± 0.102 (0.221)** **C:83% T:NA**	pCi/L	03/09/26 08:07	13982-63-3	
	Pace Analytical Services - Greensburg					
Radium-228	EPA 9320	**0.803 ± 0.410 (0.701)** **C:73% T:88%**	pCi/L	03/05/26 14:37	15262-20-1	
	Pace Analytical Services - Greensburg					
Total Radium	Total Radium Calculation	**0.875U ± 0.512 (0.922)**	pCi/L	03/09/26 13:49	7440-14-4	

This report shall not be reproduced, except in full,
without the written consent of Pace Analytical Services, LLC.

Pace Analytical Services, LLC
9800 Kincey Ave. Suite 100
Huntersville, NC 28078
(704)875-9092

ANALYTICAL RESULTS - RADIOCHEMISTRY

Project: YAT Pooled Upgradient- RADs
Pace Project No.: 92845130

Sample: YAT-YGWA-18S **Lab ID: 92845130002** Collected: 02/17/26 10:35 Received: 02/18/26 16:35 Matrix: Water
PWS: Site ID: Sample Type:

Parameters	Method	Act ± Unc (MDC) Carr Trac	Units	Analyzed	CAS No.	Qual
	Pace Analytical Services - Greensburg					
Radium-226	EPA 9315	**0.0507U ± 0.136 (0.325)** **C:65% T:NA**	pCi/L	03/09/26 08:07	13982-63-3	
	Pace Analytical Services - Greensburg					
Radium-228	EPA 9320	**0.822 ± 0.452 (0.806)** **C:75% T:81%**	pCi/L	03/05/26 14:37	15262-20-1	
	Pace Analytical Services - Greensburg					
Total Radium	Total Radium Calculation	**0.873U ± 0.588 (1.13)**	pCi/L	03/09/26 13:49	7440-14-4	

This report shall not be reproduced, except in full,
without the written consent of Pace Analytical Services, LLC.

Pace Analytical Services, LLC
9800 Kincey Ave. Suite 100
Huntersville, NC 28078
(704)875-9092

ANALYTICAL RESULTS - RADIOCHEMISTRY

Project: YAT Pooled Upgradient- RADs
Pace Project No.: 92845130

Sample: YAT-YGWA-18I **Lab ID: 92845130003** Collected: 02/17/26 12:15 Received: 02/18/26 16:35 Matrix: Water
PWS: Site ID: Sample Type:

Parameters	Method	Act ± Unc (MDC) Carr Trac	Units	Analyzed	CAS No.	Qual
	Pace Analytical Services - Greensburg					
Radium-226	EPA 9315	**0.0803U ± 0.117 (0.256)** **C:77% T:NA**	pCi/L	03/09/26 08:07	13982-63-3	
	Pace Analytical Services - Greensburg					
Radium-228	EPA 9320	**-0.243U ± 0.422 (1.04)** **C:76% T:79%**	pCi/L	03/05/26 14:38	15262-20-1	
	Pace Analytical Services - Greensburg					
Total Radium	Total Radium Calculation	**0.0803U ± 0.539 (1.30)**	pCi/L	03/09/26 13:49	7440-14-4	

This report shall not be reproduced, except in full,
without the written consent of Pace Analytical Services, LLC.

Pace Analytical Services, LLC
9800 Kincey Ave. Suite 100
Huntersville, NC 28078
(704)875-9092

ANALYTICAL RESULTS - RADIOCHEMISTRY

Project: YAT Pooled Upgradient- RADs
Pace Project No.: 92845130

Sample: YAT-YGWA-39 **Lab ID: 92845130004** Collected: 02/17/26 14:05 Received: 02/18/26 16:35 Matrix: Water
PWS: Site ID: Sample Type:

Parameters	Method	Act ± Unc (MDC) Carr Trac	Units	Analyzed	CAS No.	Qual
	Pace Analytical Services - Greensburg					
Radium-226	EPA 9315	**0.513 ± 0.220 (0.301)** **C:76% T:NA**	pCi/L	03/09/26 08:07	13982-63-3	
	Pace Analytical Services - Greensburg					
Radium-228	EPA 9320	**0.254U ± 0.361 (0.774)** **C:75% T:89%**	pCi/L	03/05/26 14:38	15262-20-1	
	Pace Analytical Services - Greensburg					
Total Radium	Total Radium Calculation	**0.767U ± 0.581 (1.08)**	pCi/L	03/09/26 13:49	7440-14-4	

REPORT OF LABORATORY ANALYSIS

This report shall not be reproduced, except in full,
without the written consent of Pace Analytical Services, LLC.

Pace Analytical Services, LLC
9800 Kincey Ave. Suite 100
Huntersville, NC 28078
(704)875-9092

ANALYTICAL RESULTS - RADIOCHEMISTRY

Project: YAT Pooled Upgradient- RADs
Pace Project No.: 92845130

Sample: YAT-YGWA-40 **Lab ID: 92845130005** Collected: 02/17/26 15:15 Received: 02/18/26 16:35 Matrix: Water
PWS: Site ID: Sample Type:

Parameters	Method	Act ± Unc (MDC) Carr Trac	Units	Analyzed	CAS No.	Qual
	Pace Analytical Services - Greensburg					
Radium-226	EPA 9315	**0.243U ± 0.156 (0.259)** **C:75% T:NA**	pCi/L	03/09/26 08:07	13982-63-3	
	Pace Analytical Services - Greensburg					
Radium-228	EPA 9320	**-0.0254U ± 0.333 (0.786)** **C:77% T:85%**	pCi/L	03/05/26 14:38	15262-20-1	
	Pace Analytical Services - Greensburg					
Total Radium	Total Radium Calculation	**0.243U ± 0.489 (1.05)**	pCi/L	03/09/26 13:49	7440-14-4	

This report shall not be reproduced, except in full,
without the written consent of Pace Analytical Services, LLC.

Pace Analytical Services, LLC
9800 Kincey Ave. Suite 100
Huntersville, NC 28078
(704)875-9092

ANALYTICAL RESULTS - RADIOCHEMISTRY

Project: YAT Pooled Upgradient- RADs
Pace Project No.: 92845130

Sample: YAT-YGWA-3D **Lab ID: 92845130007** Collected: 02/17/26 16:45 Received: 02/18/26 16:35 Matrix: Water
PWS: Site ID: Sample Type:

Parameters	Method	Act ± Unc (MDC) Carr Trac	Units	Analyzed	CAS No.	Qual
	Pace Analytical Services - Greensburg					
Radium-226	EPA 9315	**1.44 ± 0.365 (0.276)** **C:82% T:NA**	pCi/L	03/09/26 08:08	13982-63-3	
	Pace Analytical Services - Greensburg					
Radium-228	EPA 9320	**1.45 ± 0.567 (0.872)** **C:81% T:79%**	pCi/L	03/05/26 14:38	15262-20-1	
	Pace Analytical Services - Greensburg					
Total Radium	Total Radium Calculation	**2.89 ± 0.932 (1.15)**	pCi/L	03/09/26 13:49	7440-14-4	

This report shall not be reproduced, except in full,
without the written consent of Pace Analytical Services, LLC.

Pace Analytical Services, LLC
9800 Kincey Ave. Suite 100
Huntersville, NC 28078
(704)875-9092

ANALYTICAL RESULTS - RADIOCHEMISTRY

Project: YAT Pooled Upgradient- RADs
Pace Project No.: 92845130

Sample: YAT-UGRD-EB-2 **Lab ID: 92845130008** Collected: 02/17/26 12:20 Received: 02/18/26 16:35 Matrix: Water
PWS: Site ID: Sample Type:

Parameters	Method	Act ± Unc (MDC) Carr Trac	Units	Analyzed	CAS No.	Qual
	Pace Analytical Services - Greensburg					
Radium-226	EPA 9315	**0.0788U ± 0.137 (0.312)** **C:83% T:NA**	pCi/L	03/09/26 08:08	13982-63-3	
	Pace Analytical Services - Greensburg					
Radium-228	EPA 9320	**0.468U ± 0.434 (0.886)** **C:75% T:86%**	pCi/L	03/05/26 14:38	15262-20-1	
	Pace Analytical Services - Greensburg					
Total Radium	Total Radium Calculation	**0.547U ± 0.571 (1.20)**	pCi/L	03/09/26 13:49	7440-14-4	

This report shall not be reproduced, except in full,
without the written consent of Pace Analytical Services, LLC.

Pace Analytical Services, LLC
9800 Kincey Ave. Suite 100
Huntersville, NC 28078
(704)875-9092

ANALYTICAL RESULTS - RADIOCHEMISTRY

Project: YAT Pooled Upgradient- RADs
Pace Project No.: 92845130

Sample: YAT-UGRD-FD-2 **Lab ID: 92845130009** Collected: 02/17/26 00:00 Received: 02/18/26 16:35 Matrix: Water
PWS: Site ID: Sample Type:

Parameters	Method	Act ± Unc (MDC) Carr Trac	Units	Analyzed	CAS No.	Qual
	Pace Analytical Services - Greensburg					
Radium-226	EPA 9315	**-0.0382U ± 0.129 (0.356) C:67% T:NA**	pCi/L	03/09/26 08:09	13982-63-3	
	Pace Analytical Services - Greensburg					
Radium-228	EPA 9320	**0.565U ± 0.481 (0.973) C:79% T:75%**	pCi/L	03/05/26 14:38	15262-20-1	
	Pace Analytical Services - Greensburg					
Total Radium	Total Radium Calculation	**0.565U ± 0.610 (1.33)**	pCi/L	03/09/26 13:49	7440-14-4	

This report shall not be reproduced, except in full,
without the written consent of Pace Analytical Services, LLC.

Pace Analytical Services, LLC
9800 Kincey Ave. Suite 100
Huntersville, NC 28078
(704)875-9092

ANALYTICAL RESULTS - RADIOCHEMISTRY

Project: YAT Pooled Upgradient- RADs
Pace Project No.: 92845130

Sample: YAT-YGWA-1I **Lab ID: 92845130010** Collected: 02/17/26 10:40 Received: 02/18/26 16:35 Matrix: Water
PWS: Site ID: Sample Type:

Parameters	Method	Act ± Unc (MDC) Carr Trac	Units	Analyzed	CAS No.	Qual
	Pace Analytical Services - Greensburg					
Radium-226	EPA 9315	**0.112U ± 0.135 (0.286)** **C:80% T:NA**	pCi/L	03/09/26 08:09	13982-63-3	
	Pace Analytical Services - Greensburg					
Radium-228	EPA 9320	**0.261U ± 0.360 (0.770)** **C:78% T:85%**	pCi/L	03/05/26 14:38	15262-20-1	
	Pace Analytical Services - Greensburg					
Total Radium	Total Radium Calculation	**0.373U ± 0.495 (1.06)**	pCi/L	03/09/26 13:49	7440-14-4	

This report shall not be reproduced, except in full,
without the written consent of Pace Analytical Services, LLC.

Pace Analytical Services, LLC
9800 Kincey Ave. Suite 100
Huntersville, NC 28078
(704)875-9092

ANALYTICAL RESULTS - RADIOCHEMISTRY

Project: YAT Pooled Upgradient- RADs
Pace Project No.: 92845130

Sample: YAT-YGWA-1D **Lab ID: 92845130011** Collected: 02/17/26 12:20 Received: 02/18/26 16:35 Matrix: Water
PWS: Site ID: Sample Type:

Parameters	Method	Act ± Unc (MDC) Carr Trac	Units	Analyzed	CAS No.	Qual
	Pace Analytical Services - Greensburg					
Radium-226	EPA 9315	**0.0632U ± 0.141 (0.330)** **C:74% T:NA**	pCi/L	03/09/26 08:09	13982-63-3	
	Pace Analytical Services - Greensburg					
Radium-228	EPA 9320	**0.471U ± 0.389 (0.772)** **C:78% T:81%**	pCi/L	03/05/26 14:38	15262-20-1	
	Pace Analytical Services - Greensburg					
Total Radium	Total Radium Calculation	**0.534U ± 0.530 (1.10)**	pCi/L	03/09/26 13:49	7440-14-4	

This report shall not be reproduced, except in full,
without the written consent of Pace Analytical Services, LLC.

Pace Analytical Services, LLC
9800 Kincey Ave. Suite 100
Huntersville, NC 28078
(704)875-9092

ANALYTICAL RESULTS - RADIOCHEMISTRY

Project: YAT Pooled Upgradient- RADs
Pace Project No.: 92845130

Sample: YAT-YGWA-2I **Lab ID: 92845130012** Collected: 02/17/26 15:00 Received: 02/18/26 16:35 Matrix: Water
PWS: Site ID: Sample Type:

Parameters	Method	Act ± Unc (MDC) Carr Trac	Units	Analyzed	CAS No.	Qual
	Pace Analytical Services - Greensburg					
Radium-226	EPA 9315	**0.0892U ± 0.117 (0.250) C:81% T:NA**	pCi/L	03/09/26 08:09	13982-63-3	
	Pace Analytical Services - Greensburg					
Radium-228	EPA 9320	**0.634U ± 0.420 (0.800) C:81% T:81%**	pCi/L	03/05/26 14:38	15262-20-1	
	Pace Analytical Services - Greensburg					
Total Radium	Total Radium Calculation	**0.723U ± 0.537 (1.05)**	pCi/L	03/09/26 13:49	7440-14-4	

This report shall not be reproduced, except in full,
without the written consent of Pace Analytical Services, LLC.

Pace Analytical Services, LLC
9800 Kincey Ave. Suite 100
Huntersville, NC 28078
(704)875-9092

ANALYTICAL RESULTS - RADIOCHEMISTRY

Project: YAT Pooled Upgradient- RADs
Pace Project No.: 92845130

Sample: YAT-YGWA-3I **Lab ID: 92845130013** Collected: 02/17/26 16:55 Received: 02/18/26 16:35 Matrix: Water
PWS: Site ID: Sample Type:

Parameters	Method	Act ± Unc (MDC) Carr Trac	Units	Analyzed	CAS No.	Qual
	Pace Analytical Services - Greensburg					
Radium-226	EPA 9315	**0.660 ± 0.222 (0.214) C:81% T:NA**	pCi/L	03/09/26 08:09	13982-63-3	
	Pace Analytical Services - Greensburg					
Radium-228	EPA 9320	**0.0819U ± 0.460 (1.04) C:76% T:84%**	pCi/L	03/05/26 14:38	15262-20-1	
	Pace Analytical Services - Greensburg					
Total Radium	Total Radium Calculation	**0.742U ± 0.682 (1.25)**	pCi/L	03/09/26 13:49	7440-14-4	

This report shall not be reproduced, except in full,
without the written consent of Pace Analytical Services, LLC.

Pace Analytical Services, LLC
9800 Kincey Ave. Suite 100
Huntersville, NC 28078
(704)875-9092

ANALYTICAL RESULTS - RADIOCHEMISTRY

Project: YAT Pooled Upgradient- RADs
Pace Project No.: 92845130

Sample: YAT-UGRD-EB-1 **Lab ID: 92845130014** Collected: 02/17/26 15:30 Received: 02/18/26 16:35 Matrix: Water
PWS: Site ID: Sample Type:

Parameters	Method	Act ± Unc (MDC) Carr Trac	Units	Analyzed	CAS No.	Qual
	Pace Analytical Services - Greensburg					
Radium-226	EPA 9315	**0.00464U ± 0.112 (0.287) C:85% T:NA**	pCi/L	03/09/26 08:10	13982-63-3	
	Pace Analytical Services - Greensburg					
Radium-228	EPA 9320	**-0.150U ± 0.315 (0.776) C:80% T:80%**	pCi/L	03/05/26 14:39	15262-20-1	
	Pace Analytical Services - Greensburg					
Total Radium	Total Radium Calculation	**0.00464U ± 0.427 (1.06)**	pCi/L	03/09/26 13:49	7440-14-4	

This report shall not be reproduced, except in full,
without the written consent of Pace Analytical Services, LLC.

Pace Analytical Services, LLC
9800 Kincey Ave. Suite 100
Huntersville, NC 28078
(704)875-9092

ANALYTICAL RESULTS - RADIOCHEMISTRY

Project: YAT Pooled Upgradient- RADs
Pace Project No.: 92845130

Sample: YAT-UGRD-FD-1 **Lab ID: 92845130015** Collected: 02/17/26 00:00 Received: 02/18/26 16:35 Matrix: Water
PWS: Site ID: Sample Type:

Parameters	Method	Act ± Unc (MDC) Carr Trac	Units	Analyzed	CAS No.	Qual
	Pace Analytical Services - Greensburg					
Radium-226	EPA 9315	**-0.00293U ± 0.111 (0.291) C:80% T:NA**	pCi/L	03/09/26 08:10	13982-63-3	
	Pace Analytical Services - Greensburg					
Radium-228	EPA 9320	**0.553U ± 0.401 (0.772) C:72% T:86%**	pCi/L	03/05/26 14:39	15262-20-1	
	Pace Analytical Services - Greensburg					
Total Radium	Total Radium Calculation	**0.553U ± 0.512 (1.06)**	pCi/L	03/09/26 13:49	7440-14-4	

This report shall not be reproduced, except in full,
without the written consent of Pace Analytical Services, LLC.

Pace Analytical Services, LLC
9800 Kincey Ave. Suite 100
Huntersville, NC 28078
(704)875-9092

ANALYTICAL RESULTS - RADIOCHEMISTRY

Project: YAT Pooled Upgradient- RADs
Pace Project No.: 92845130

Sample: YAT-YGWA-21I **Lab ID: 92845130016** Collected: 02/17/26 16:04 Received: 02/18/26 16:35 Matrix: Water
PWS: Site ID: Sample Type:

Parameters	Method	Act ± Unc (MDC) Carr Trac	Units	Analyzed	CAS No.	Qual
	Pace Analytical Services - Greensburg					
Radium-226	EPA 9315	**0.713 ± 0.264 (0.357)** **C:74% T:NA**	pCi/L	03/09/26 08:10	13982-63-3	
	Pace Analytical Services - Greensburg					
Radium-228	EPA 9320	**0.141U ± 0.371 (0.832)** **C:77% T:78%**	pCi/L	03/05/26 14:39	15262-20-1	
	Pace Analytical Services - Greensburg					
Total Radium	Total Radium Calculation	**0.854U ± 0.635 (1.19)**	pCi/L	03/09/26 13:49	7440-14-4	

This report shall not be reproduced, except in full,
without the written consent of Pace Analytical Services, LLC.

Pace Analytical Services, LLC
9800 Kincey Ave. Suite 100
Huntersville, NC 28078
(704)875-9092

ANALYTICAL RESULTS - RADIOCHEMISTRY

Project: YAT Pooled Upgradient- RADs
Pace Project No.: 92845130

Sample: YAT-YGWA-4I **Lab ID: 92845130017** Collected: 02/17/26 09:55 Received: 02/18/26 16:35 Matrix: Water
PWS: Site ID: Sample Type:

Parameters	Method	Act ± Unc (MDC) Carr Trac	Units	Analyzed	CAS No.	Qual
	Pace Analytical Services - Greensburg					
Radium-226	EPA 9315	**0.874 ± 0.293 (0.360)** **C:74% T:NA**	pCi/L	03/09/26 08:10	13982-63-3	
	Pace Analytical Services - Greensburg					
Radium-228	EPA 9320	**0.586U ± 0.387 (0.727)** **C:78% T:83%**	pCi/L	03/05/26 14:39	15262-20-1	
	Pace Analytical Services - Greensburg					
Total Radium	Total Radium Calculation	**1.46 ± 0.680 (1.09)**	pCi/L	03/09/26 13:49	7440-14-4	

This report shall not be reproduced, except in full,
without the written consent of Pace Analytical Services, LLC.

Pace Analytical Services, LLC
9800 Kincey Ave. Suite 100
Huntersville, NC 28078
(704)875-9092

ANALYTICAL RESULTS - RADIOCHEMISTRY

Project: YAT Pooled Upgradient- RADs
Pace Project No.: 92845130

Sample: YAT-YGWA-5I **Lab ID: 92845130018** Collected: 02/17/26 12:55 Received: 02/18/26 16:35 Matrix: Water
PWS: Site ID: Sample Type:

Parameters	Method	Act ± Unc (MDC) Carr Trac	Units	Analyzed	CAS No.	Qual
	Pace Analytical Services - Greensburg					
Radium-226	EPA 9315	**0.175U ± 0.135 (0.244)** **C:85% T:NA**	pCi/L	03/09/26 08:10	13982-63-3	
	Pace Analytical Services - Greensburg					
Radium-228	EPA 9320	**0.610U ± 0.419 (0.805)** **C:80% T:80%**	pCi/L	03/05/26 14:39	15262-20-1	
	Pace Analytical Services - Greensburg					
Total Radium	Total Radium Calculation	**0.785U ± 0.554 (1.05)**	pCi/L	03/09/26 13:49	7440-14-4	

This report shall not be reproduced, except in full,
without the written consent of Pace Analytical Services, LLC.

Pace Analytical Services, LLC
9800 Kincey Ave. Suite 100
Huntersville, NC 28078
(704)875-9092

ANALYTICAL RESULTS - RADIOCHEMISTRY

Project: YAT Pooled Upgradient- RADs
Pace Project No.: 92845130

Sample: YAT-YGWA-20S **Lab ID: 92845130019** Collected: 02/17/26 14:18 Received: 02/18/26 16:35 Matrix: Water
PWS: Site ID: Sample Type:

Parameters	Method	Act ± Unc (MDC) Carr Trac	Units	Analyzed	CAS No.	Qual
	Pace Analytical Services - Greensburg					
Radium-226	EPA 9315	**0.125U ± 0.134 (0.275)** **C:80% T:NA**	pCi/L	03/09/26 08:10	13982-63-3	
	Pace Analytical Services - Greensburg					
Radium-228	EPA 9320	**0.798U ± 0.467 (0.871)** **C:81% T:86%**	pCi/L	03/05/26 14:39	15262-20-1	
	Pace Analytical Services - Greensburg					
Total Radium	Total Radium Calculation	**0.923U ± 0.601 (1.15)**	pCi/L	03/09/26 13:49	7440-14-4	

This report shall not be reproduced, except in full,
without the written consent of Pace Analytical Services, LLC.

Pace Analytical Services, LLC
9800 Kincey Ave. Suite 100
Huntersville, NC 28078
(704)875-9092

ANALYTICAL RESULTS - RADIOCHEMISTRY

Project: YAT Pooled Upgradient- RADs
Pace Project No.: 92845130

Sample: YAT-UGRD-FB-2 **Lab ID: 92845130020** Collected: 02/17/26 17:00 Received: 02/18/26 16:35 Matrix: Water
PWS: Site ID: Sample Type:

Parameters	Method	Act ± Unc (MDC) Carr Trac	Units	Analyzed	CAS No.	Qual
	Pace Analytical Services - Greensburg					
Radium-226	EPA 9315	**-0.0703U ± 0.0779 (0.268) C:75% T:NA**	pCi/L	03/09/26 08:10	13982-63-3	
	Pace Analytical Services - Greensburg					
Radium-228	EPA 9320	**0.307U ± 0.402 (0.858) C:81% T:83%**	pCi/L	03/05/26 14:39	15262-20-1	
	Pace Analytical Services - Greensburg					
Total Radium	Total Radium Calculation	**0.307U ± 0.480 (1.13)**	pCi/L	03/09/26 13:49	7440-14-4	

This report shall not be reproduced, except in full,
without the written consent of Pace Analytical Services, LLC.

Pace Analytical Services, LLC
9800 Kincey Ave. Suite 100
Huntersville, NC 28078
(704)875-9092

ANALYTICAL RESULTS - RADIOCHEMISTRY

Project: YAT Pooled Upgradient- RADs
Pace Project No.: 92845130

Sample: YAT-YGWA-47 **Lab ID: 92845130021** Collected: 02/17/26 15:00 Received: 02/18/26 16:35 Matrix: Water
PWS: Site ID: Sample Type:

Parameters	Method	Act ± Unc (MDC) Carr Trac	Units	Analyzed	CAS No.	Qual
	Pace Analytical Services - Greensburg					
Radium-226	EPA 9315	**0.238U ± 0.181 (0.319)** **C:57% T:NA**	pCi/L	03/09/26 08:11	13982-63-3	
	Pace Analytical Services - Greensburg					
Radium-228	EPA 9320	**0.912 ± 0.487 (0.881)** **C:83% T:82%**	pCi/L	03/05/26 14:39	15262-20-1	
	Pace Analytical Services - Greensburg					
Total Radium	Total Radium Calculation	**1.15U ± 0.668 (1.20)**	pCi/L	03/09/26 13:49	7440-14-4	

This report shall not be reproduced, except in full,
without the written consent of Pace Analytical Services, LLC.

Pace Analytical Services, LLC
9800 Kincey Ave. Suite 100
Huntersville, NC 28078
(704)875-9092

ANALYTICAL RESULTS - RADIOCHEMISTRY

Project: YAT Pooled Upgradient- RADs
Pace Project No.: 92845130

Sample: YAT-YGWA-30I **Lab ID: 92845130022** Collected: 02/17/26 12:15 Received: 02/18/26 16:35 Matrix: Water
PWS: Site ID: Sample Type:

Parameters	Method	Act ± Unc (MDC) Carr Trac	Units	Analyzed	CAS No.	Qual
	Pace Analytical Services - Greensburg					
Radium-226	EPA 9315	**-0.0184U ± 0.101 (0.282) C:90% T:NA**	pCi/L	03/06/26 08:17	13982-63-3	
	Pace Analytical Services - Greensburg					
Radium-228	EPA 9320	**1.14 ± 0.517 (0.897) C:78% T:90%**	pCi/L	03/04/26 16:06	15262-20-1	
	Pace Analytical Services - Greensburg					
Total Radium	Total Radium Calculation	**1.14U ± 0.618 (1.18)**	pCi/L	03/09/26 13:58	7440-14-4	

REPORT OF LABORATORY ANALYSIS

This report shall not be reproduced, except in full,
without the written consent of Pace Analytical Services, LLC.

Pace Analytical Services, LLC
9800 Kincey Ave. Suite 100
Huntersville, NC 28078
(704)875-9092

ANALYTICAL RESULTS - RADIOCHEMISTRY

Project: YAT Pooled Upgradient- RADs
Pace Project No.: 92845130

Sample: YAT-YGWA-14S **Lab ID: 92845130023** Collected: 02/17/26 10:10 Received: 02/18/26 16:35 Matrix: Water
PWS: Site ID: Sample Type:

Parameters	Method	Act ± Unc (MDC) Carr Trac	Units	Analyzed	CAS No.	Qual
	Pace Analytical Services - Greensburg					
Radium-226	EPA 9315	**0.0114U ± 0.107 (0.277)** **C:88% T:NA**	pCi/L	03/06/26 08:17	13982-63-3	
	Pace Analytical Services - Greensburg					
Radium-228	EPA 9320	**1.03 ± 0.530 (0.932)** **C:75% T:77%**	pCi/L	03/04/26 16:07	15262-20-1	
	Pace Analytical Services - Greensburg					
Total Radium	Total Radium Calculation	**1.04U ± 0.637 (1.21)**	pCi/L	03/09/26 13:58	7440-14-4	

This report shall not be reproduced, except in full,
without the written consent of Pace Analytical Services, LLC.

Pace Analytical Services, LLC
9800 Kincey Ave. Suite 100
Huntersville, NC 28078
(704)875-9092

ANALYTICAL RESULTS - RADIOCHEMISTRY

Project: YAT Pooled Upgradient- RADs
Pace Project No.: 92845130

Sample: YAT-UGRD-FB-1 **Lab ID: 92845130024** Collected: 02/17/26 12:00 Received: 02/18/26 16:35 Matrix: Water
PWS: Site ID: Sample Type:

Parameters	Method	Act ± Unc (MDC) Carr Trac	Units	Analyzed	CAS No.	Qual
	Pace Analytical Services - Greensburg					
Radium-226	EPA 9315	**-0.0199U ± 0.0838 (0.252) C:88% T:NA**	pCi/L	03/06/26 12:56	13982-63-3	
	Pace Analytical Services - Greensburg					
Radium-228	EPA 9320	**0.842 ± 0.450 (0.797) C:73% T:81%**	pCi/L	03/04/26 16:09	15262-20-1	
	Pace Analytical Services - Greensburg					
Total Radium	Total Radium Calculation	**0.842U ± 0.534 (1.05)**	pCi/L	03/09/26 13:58	7440-14-4	

This report shall not be reproduced, except in full,
without the written consent of Pace Analytical Services, LLC.

Pace Analytical Services, LLC
9800 Kincey Ave. Suite 100
Huntersville, NC 28078
(704)875-9092

ANALYTICAL RESULTS - RADIOCHEMISTRY

Project: YAT Pooled Upgradient- RADs
Pace Project No.: 92845130

Sample: YAT-YGWA-5D **Lab ID: 92845130025** Collected: 02/17/26 11:17 Received: 02/18/26 16:35 Matrix: Water
PWS: Site ID: Sample Type:

Parameters	Method	Act ± Unc (MDC) Carr Trac	Units	Analyzed	CAS No.	Qual
	Pace Analytical Services - Greensburg					
Radium-226	EPA 9315	**1.92 ± 0.452 (0.296)** **C:86% T:NA**	pCi/L	03/06/26 08:17	13982-63-3	
	Pace Analytical Services - Greensburg					
Radium-228	EPA 9320	**0.801 ± 0.414 (0.720)** **C:78% T:84%**	pCi/L	03/04/26 16:09	15262-20-1	
	Pace Analytical Services - Greensburg					
Total Radium	Total Radium Calculation	**2.72 ± 0.866 (1.02)**	pCi/L	03/09/26 13:58	7440-14-4	

This report shall not be reproduced, except in full,
without the written consent of Pace Analytical Services, LLC.

Pace Analytical Services, LLC
9800 Kincey Ave. Suite 100
Huntersville, NC 28078
(704)875-9092

QUALITY CONTROL - RADIOCHEMISTRY

Project: YAT Pooled Upgradient- RADs
Pace Project No.: 92845130

QC Batch: 801629 | Analysis Method: EPA 9315
QC Batch Method: EPA 9315 | Analysis Description: 9315 Total Radium
Laboratory: Pace Analytical Services - Greensburg
Associated Lab Samples: 92845130022, 92845130023, 92845130024, 92845130025

METHOD BLANK: 3911958 | Matrix: Water
Associated Lab Samples: 92845130022, 92845130023, 92845130024, 92845130025

Parameter	Act ± Unc (MDC) Carr Trac	Units	Analyzed	Qualifiers
Radium-226	0.127 ± 0.141 (0.294) C:99% T:NA	pCi/L	03/06/26 09:50	

Results presented on this page are in the units indicated by the "Units" column except where an alternate unit is presented to the right of the result.

This report shall not be reproduced, except in full,
without the written consent of Pace Analytical Services, LLC.

Pace Analytical Services, LLC
9800 Kincey Ave. Suite 100
Huntersville, NC 28078
(704)875-9092

QUALITY CONTROL - RADIOCHEMISTRY

Project: YAT Pooled Upgradient- RADs
Pace Project No.: 92845130

QC Batch: 801663
QC Batch Method: EPA 9320
Analysis Method: EPA 9320
Analysis Description: 9320 Radium 228
Laboratory: Pace Analytical Services - Greensburg

Associated Lab Samples: 92845130001, 92845130002, 92845130003, 92845130004, 92845130005, 92845130007, 92845130008, 92845130009, 92845130010, 92845130011, 92845130012, 92845130013, 92845130014, 92845130015, 92845130016, 92845130017, 92845130018, 92845130019, 92845130020, 92845130021

METHOD BLANK: 3912142
Matrix: Water

Associated Lab Samples: 92845130001, 92845130002, 92845130003, 92845130004, 92845130005, 92845130007, 92845130008, 92845130009, 92845130010, 92845130011, 92845130012, 92845130013, 92845130014, 92845130015, 92845130016, 92845130017, 92845130018, 92845130019, 92845130020, 92845130021

Parameter	Act ± Unc (MDC) Carr Trac	Units	Analyzed	Qualifiers
Radium-228	0.502 ± 0.351 (0.663) C:74% T:87%	pCi/L	03/05/26 14:37	

Results presented on this page are in the units indicated by the "Units" column except where an alternate unit is presented to the right of the result.

This report shall not be reproduced, except in full,
without the written consent of Pace Analytical Services, LLC.

Pace Analytical Services, LLC
9800 Kincey Ave. Suite 100
Huntersville, NC 28078
(704)875-9092

QUALITY CONTROL - RADIOCHEMISTRY

Project: YAT Pooled Upgradient- RADs
Pace Project No.: 92845130

QC Batch: 801659
QC Batch Method: EPA 9320
Analysis Method: EPA 9320
Analysis Description: 9320 Radium 228
Laboratory: Pace Analytical Services - Greensburg
Associated Lab Samples: 92845130022, 92845130023, 92845130024, 92845130025

METHOD BLANK: 3912134
Matrix: Water
Associated Lab Samples: 92845130022, 92845130023, 92845130024, 92845130025

Parameter	Act ± Unc (MDC) Carr Trac	Units	Analyzed	Qualifiers
Radium-228	0.686 ± 0.377 (0.670) C:73% T:90%	pCi/L	03/04/26 11:42	

Results presented on this page are in the units indicated by the "Units" column except where an alternate unit is presented to the right of the result.

This report shall not be reproduced, except in full,
without the written consent of Pace Analytical Services, LLC.

Pace Analytical Services, LLC
9800 Kincey Ave. Suite 100
Huntersville, NC 28078
(704)875-9092

QUALITY CONTROL - RADIOCHEMISTRY

Project: YAT Pooled Upgradient- RADs
Pace Project No.: 92845130

QC Batch: 801628 | Analysis Method: EPA 9315
QC Batch Method: EPA 9315 | Analysis Description: 9315 Total Radium
Laboratory: Pace Analytical Services - Greensburg

Associated Lab Samples: 92845130001, 92845130002, 92845130003, 92845130004, 92845130005, 92845130007, 92845130008, 92845130009, 92845130010, 92845130011, 92845130012, 92845130013, 92845130014, 92845130015, 92845130016, 92845130017, 92845130018, 92845130019, 92845130020, 92845130021

METHOD BLANK: 3911957 | Matrix: Water

Associated Lab Samples: 92845130001, 92845130002, 92845130003, 92845130004, 92845130005, 92845130007, 92845130008, 92845130009, 92845130010, 92845130011, 92845130012, 92845130013, 92845130014, 92845130015, 92845130016, 92845130017, 92845130018, 92845130019, 92845130020, 92845130021

Parameter	Act ± Unc (MDC) Carr Trac	Units	Analyzed	Qualifiers
Radium-226	-0.0385 ± 0.0746 (0.239) C:82% T:NA	pCi/L	03/09/26 08:07	

Results presented on this page are in the units indicated by the "Units" column except where an alternate unit is presented to the right of the result.

This report shall not be reproduced, except in full,
without the written consent of Pace Analytical Services, LLC.

Pace Analytical Services, LLC
9800 Kincey Ave. Suite 100
Huntersville, NC 28078
(704)875-9092

QUALIFIERS

Project: YAT Pooled Upgradient- RADs
Pace Project No.: 92845130

DEFINITIONS

DF - Dilution Factor, if reported, represents the factor applied to the reported data due to dilution of the sample aliquot.

ND - Not Detected at or above adjusted reporting limit.

TNTC - Too Numerous To Count

J - Estimated concentration above the adjusted method detection limit and below the adjusted reporting limit.

MDL - Adjusted Method Detection Limit.

PQL - Practical Quantitation Limit.

RL - Reporting Limit - The lowest concentration value that meets project requirements for quantitative data with known precision and bias for a specific analyte in a specific matrix.

S - Surrogate

1,2-Diphenylhydrazine decomposes to and cannot be separated from Azobenzene using Method 8270. The result for each analyte is a combined concentration.

Consistent with EPA guidelines, unrounded data are displayed and have been used to calculate % recovery and RPD values.

LCS(D) - Laboratory Control Sample (Duplicate)

MS(D) - Matrix Spike (Duplicate)

DUP - Sample Duplicate

RPD - Relative Percent Difference

NC - Not Calculable.

SG - Silica Gel - Clean-Up

U - Indicates the compound was analyzed for, but not detected.

Acid preservation may not be appropriate for 2 Chloroethylvinyl ether.

A separate vial preserved to a pH of 4-5 is recommended in SW846 Chapter 4 for the analysis of Acrolein and Acrylonitrile by EPA Method 8260.

N-Nitrosodiphenylamine decomposes and cannot be separated from Diphenylamine using Method 8270. The result reported for each analyte is a combined concentration.

Reported results are not rounded until the final step prior to reporting. Therefore, calculated parameters that are typically reported as "Total" may vary slightly from the sum of the reported component parameters.

Act - Activity

Unc - Uncertainty: SDWA = 1.96 sigma count uncertainty, all other matrices = Expanded Uncertainty (95% confidence interval). Gamma Spec = Expanded Uncertainty (95.4% Confidence Interval)

(MDC) - Minimum Detectable Concentration

Trac - Tracer Recovery (%)

Carr - Carrier Recovery (%)

Pace Analytical is TNI accredited. Contact your Pace PM for the current list of accredited analytes.

TNI - The NELAC Institute.

WORKORDER QUALIFIERS

WO: 92845130

[1] ARCADIS

[2] DO NOT DILUTE. MUST MEET REPORTING LIMITS. LET PM KNOW FIRST IF THERE ARE ISSUES.

This report shall not be reproduced, except in full,
without the written consent of Pace Analytical Services, LLC.

Pace Analytical Services, LLC
9800 Kincey Ave. Suite 100
Huntersville, NC 28078
(704)875-9092

QUALITY CONTROL DATA CROSS REFERENCE TABLE

Project: YAT Pooled Upgradient- RADs
Pace Project No.: 92845130

Lab ID	Sample ID	QC Batch Method	QC Batch	Analytical Method	Analytical Batch
92845130001	**YAT-YGWA-17S**	EPA 9315	801628		
92845130002	**YAT-YGWA-18S**	EPA 9315	801628		
92845130003	**YAT-YGWA-18I**	EPA 9315	801628		
92845130004	**YAT-YGWA-39**	EPA 9315	801628		
92845130005	**YAT-YGWA-40**	EPA 9315	801628		
92845130007	**YAT-YGWA-3D**	EPA 9315	801628		
92845130008	**YAT-UGRD-EB-2**	EPA 9315	801628		
92845130009	**YAT-UGRD-FD-2**	EPA 9315	801628		
92845130010	**YAT-YGWA-1I**	EPA 9315	801628		
92845130011	**YAT-YGWA-1D**	EPA 9315	801628		
92845130012	**YAT-YGWA-2I**	EPA 9315	801628		
92845130013	**YAT-YGWA-3I**	EPA 9315	801628		
92845130014	**YAT-UGRD-EB-1**	EPA 9315	801628		
92845130015	**YAT-UGRD-FD-1**	EPA 9315	801628		
92845130016	**YAT-YGWA-21I**	EPA 9315	801628		
92845130017	**YAT-YGWA-4I**	EPA 9315	801628		
92845130018	**YAT-YGWA-5I**	EPA 9315	801628		
92845130019	**YAT-YGWA-20S**	EPA 9315	801628		
92845130020	**YAT-UGRD-FB-2**	EPA 9315	801628		
92845130021	**YAT-YGWA-47**	EPA 9315	801628		
92845130022	**YAT-YGWA-30I**	EPA 9315	801629		
92845130023	**YAT-YGWA-14S**	EPA 9315	801629		
92845130024	**YAT-UGRD-FB-1**	EPA 9315	801629		
92845130025	**YAT-YGWA-5D**	EPA 9315	801629		
92845130001	**YAT-YGWA-17S**	EPA 9320	801663		
92845130002	**YAT-YGWA-18S**	EPA 9320	801663		
92845130003	**YAT-YGWA-18I**	EPA 9320	801663		
92845130004	**YAT-YGWA-39**	EPA 9320	801663		
92845130005	**YAT-YGWA-40**	EPA 9320	801663		
92845130007	**YAT-YGWA-3D**	EPA 9320	801663		
92845130008	**YAT-UGRD-EB-2**	EPA 9320	801663		
92845130009	**YAT-UGRD-FD-2**	EPA 9320	801663		
92845130010	**YAT-YGWA-1I**	EPA 9320	801663		
92845130011	**YAT-YGWA-1D**	EPA 9320	801663		
92845130012	**YAT-YGWA-2I**	EPA 9320	801663		
92845130013	**YAT-YGWA-3I**	EPA 9320	801663		
92845130014	**YAT-UGRD-EB-1**	EPA 9320	801663		
92845130015	**YAT-UGRD-FD-1**	EPA 9320	801663		
92845130016	**YAT-YGWA-21I**	EPA 9320	801663		
92845130017	**YAT-YGWA-4I**	EPA 9320	801663		
92845130018	**YAT-YGWA-5I**	EPA 9320	801663		
92845130019	**YAT-YGWA-20S**	EPA 9320	801663		
92845130020	**YAT-UGRD-FB-2**	EPA 9320	801663		
92845130021	**YAT-YGWA-47**	EPA 9320	801663		
92845130022	**YAT-YGWA-30I**	EPA 9320	801659		
92845130023	**YAT-YGWA-14S**	EPA 9320	801659		
92845130024	**YAT-UGRD-FB-1**	EPA 9320	801659		

This report shall not be reproduced, except in full,
without the written consent of Pace Analytical Services, LLC.

Pace Analytical Services, LLC
9800 Kincey Ave. Suite 100
Huntersville, NC 28078
(704)875-9092

QUALITY CONTROL DATA CROSS REFERENCE TABLE

Project: YAT Pooled Upgradient- RADs
Pace Project No.: 92845130

Lab ID	Sample ID	QC Batch Method	QC Batch	Analytical Method	Analytical Batch
92845130025	**YAT-YGWA-5D**	EPA 9320	801659		
92845130001	**YAT-YGWA-17S**	Total Radium Calculation	804384		
92845130002	**YAT-YGWA-18S**	Total Radium Calculation	804384		
92845130003	**YAT-YGWA-18I**	Total Radium Calculation	804384		
92845130004	**YAT-YGWA-39**	Total Radium Calculation	804384		
92845130005	**YAT-YGWA-40**	Total Radium Calculation	804384		
92845130007	**YAT-YGWA-3D**	Total Radium Calculation	804384		
92845130008	**YAT-UGRD-EB-2**	Total Radium Calculation	804384		
92845130009	**YAT-UGRD-FD-2**	Total Radium Calculation	804384		
92845130010	**YAT-YGWA-1I**	Total Radium Calculation	804384		
92845130011	**YAT-YGWA-1D**	Total Radium Calculation	804384		
92845130012	**YAT-YGWA-2I**	Total Radium Calculation	804384		
92845130013	**YAT-YGWA-3I**	Total Radium Calculation	804384		
92845130014	**YAT-UGRD-EB-1**	Total Radium Calculation	804384		
92845130015	**YAT-UGRD-FD-1**	Total Radium Calculation	804384		
92845130016	**YAT-YGWA-21I**	Total Radium Calculation	804384		
92845130017	**YAT-YGWA-4I**	Total Radium Calculation	804384		
92845130018	**YAT-YGWA-5I**	Total Radium Calculation	804384		
92845130019	**YAT-YGWA-20S**	Total Radium Calculation	804384		
92845130020	**YAT-UGRD-FB-2**	Total Radium Calculation	804384		
92845130021	**YAT-YGWA-47**	Total Radium Calculation	804384		
92845130022	**YAT-YGWA-30I**	Total Radium Calculation	804386		
92845130023	**YAT-YGWA-14S**	Total Radium Calculation	804386		
92845130024	**YAT-UGRD-FB-1**	Total Radium Calculation	804386		
92845130025	**YAT-YGWA-5D**	Total Radium Calculation	804386		

This report shall not be reproduced, except in full,
without the written consent of Pace Analytical Services, LLC.

Pace	DC#_Title: ENV-FRM-HUN1-0083 v05_Sample Condition Upon Receipt
	Effective Date: 05/24/2024

Laboratory receiving samples:
Asheville ☐ Eden ☐ Greenwood ☐ Huntersville ☐ Raleigh ☐ Mechanicsville ☐ Atlanta ☑ Kernersville ☐

Sample Condition Upon Receipt

Client Name: GA Power

Project #: WO#: 92845130
92845130

Courier: ☐ Commercial ☐ Fed Ex ☐ UPS ☐ USPS ☐ Client ☑ Pace ☐ Other:____

Custody Seal Present? ☑ Yes ☐ No **Seals Intact?** ☑ Yes ☐ No ☐ N/A

Date/Initials Person Examining Contents: JG 2/17/26

Packing Material: ☑ Bubble Wrap ☐ Bubble Bags ☐ None ☐ Other

Biological Tissue Frozen? ☐ Yes ☐ No ☑ N/A

Thermometer: ☑ IR Gun ID: 214

Type of Ice: ☑ Wet ☐ Blue ☐ None

Cooler Temp: 3.8 **Correction Factor:** Add/Subtract (°C) 0.0

Cooler Temp Corrected (°C): 3.8

Temp should be above freezing to 6°C
☐ Samples out of temp criteria. Samples on ice, cooling process has begun

USDA Regulated Soil (☐ N/A, water sample)
Did samples originate in a quarantine zone within the United States: CA, NY, or SC (check maps)? ☐ Yes ☐ No

Did samples originate from a foreign source (internationally, including Hawaii and Puerto Rico)? ☐ Yes ☐ No

				Comments/Discrepancy:
Chain of Custody Present?	☑ Yes	☐ No	☐ N/A	1.
Samples Arrived within Hold Time?	☑ Yes	☐ No	☐ N/A	2.
Short Hold Time Analysis (<72 hr.)?	☐ Yes	☑ No	☐ N/A	3.
Rush Turn Around Time Requested?	☐ Yes	☑ No	☐ N/A	4.
Sufficient Volume?	☑ Yes	☐ No	☐ N/A	5.
Correct Containers Used?	☑ Yes	☐ No	☐ N/A	6.
-Pace Containers Used?	☑ Yes	☐ No	☐ N/A	
Containers Intact?	☑ Yes	☐ No	☐ N/A	7.
Dissolved analysis: Samples Field Filtered?	☐ Yes	☐ No	☑ N/A	8.
Sample Labels Match COC? -Includes Date/Time/ID/Analysis Matrix: WG	☑ Yes	☐ No	☐ N/A	9. 2 Samples present but not listed on COC
Headspace in VOA Vials (>5-6mm)?	☐ Yes	☐ No	☑ N/A	10.
Trip Blank Present?	☐ Yes	☐ No	☑ N/A	11.
Trip Blank Custody Seals Present?	☐ Yes	☐ No	☑ N/A	

COMMENTS/SAMPLE DISCREPANCY

Field Data Required? ☐ Yes ☐ No

Sample 24 - YAT-UGRD-FD-2 Collected 2/17/26 @ 00:00
Sample 25 - YAT-UGRD-EB-2 Collected 2/17/26 @ 12:20

Lot ID of split containers:

CLIENT NOTIFICATION/RESOLUTION

Person contacted: _____ Date/Time: _____

Project Manager SCURF Review: _____ **Date:** _____

Project Manager SRF Review: _____ **Date:** _____

Pace

DC#_Title: ENV-FRM-HUN1-0083 v05_Sample Condition Upon Receipt

Effective Date: 05/24/2024

WO#: 92845130
PM: BV Due Date: 03/12/26
CLIENT: 92-GP-Yates

*Check mark top half of box if pH and/or dechlorination is verified and within the acceptance range for preservation samples.
Exceptions: VOA, Coliform, TOC, Oil and Grease, DRO/8015 (water) DOC, LLHg
**Bottom half of box is to list number of bottles
***Check all unpreserved Nitrates for chlorine

Project #

Laboratory Receiving Location: Asheville ☐ Eden ☐ Greenwood ☐ Huntersville ☐ Raleigh ☐ Mechanicsville ☐ Atlanta ☐ Kernersville ☐

Client GA Power Profile/EZ (Circle one) Notes

Item#	BP4U-125 mL Plastic Unpreserved (N/A) (Cl-)	BP3U-250 mL Plastic Unpreserved (N/A)	BP2U-500 mL Plastic Unpreserved (N/A)	BP1U-1 liter Plastic Unpreserved (N/A)	BP1N	BP4S-125 mL Plastic H2SO4 (pH < 2) (Cl-)	BP3N-250 mL plastic HNO3 (pH < 2)	BP4Z-125 mL Plastic ZN Acetate & NaOH (>9)	BP4B-125 mL Plastic NaOH (pH > 12) (Cl-)	WGFU-Wide-mouthed Glass jar Unpreserved	AG1U-1 liter Amber Unpreserved (N/A) (Cl-)	AG1H-1 liter Amber HCl (pH < 2)	AG3U-250 mL Amber Unpreserved (N/A) (Cl-)	AG1S-1 liter Amber H2SO4 (pH < 2)	AG3S-250 mL Amber H2SO4 (pH < 2)	DG9A-40 mL Amber NH4Cl (N/A)(Cl-)	DG9H-40 mL VOA HCl (N/A)	VG9T-40 mL VOA Na2S2O3 (N/A)	VG9U-40 mL VOA Unpreserved (N/A)	DG9V-40 mL VOA H3PO4 (N/A)	KP7U-50 mL Plastic Unpreserved (N/A)	V/GK (3 vials per kit)-VPH/Gas kit (N/A)	SP5T-125 mL Sterile Plastic (N/A – lab)	SP2T-250 mL Sterile Plastic (N/A – lab)		BP3R-250 mL Plastic (NH2)2SO4 (9.3-9.7)	AG0U-100 mL Amber Unpreserved (N/A) (Cl-)	VSGU-20 mL Scintillation vials (N/A)	DG9U-40 mL Amber Unpreserved vials (N/A)
CC																													
1		2	1		2		2 ✓																						
2		2	1		2		2 ✓																						
3		2	1		2		2 ✓																						
4		2	1		2		2 ✓																						
5		2	1		2		2 ✓																						
6		2	1		2		2 ✓																						
7		2	1		2		2 ✓																						
8		2	1		2		2 ✓																						
9		2	1		2		2 ✓																						
10		2	1		2		2 ✓																						
11		2	1		2		2 ✓																						
12		2	1		2		2 ✓																						

pH Adjustment Log for Preserved Samples

Sample ID	Type of Preservative	pH upon receipt	Date preservation adjusted	Time preservation adjusted	Amount of Preservative added	Lot #

Note: Whenever there is a discrepancy affecting North Carolina compliance samples, a copy of this form will be sent to the North Carolina DENR Certification Office (i.e. Out of hold, incorrect preservative, out of temp, incorrect containers.

*Check mark top half of box if pH and/or dechlorination is verified and within the acceptance range for preservation samples.
Exceptions: VOA, Coliform, TOC, Oil and Grease, DRO/8015 (water) DOC, LLHg
**Bottom half of box is to list number of bottles
***Check all unpreserved Nitrates for chlorine

Project #

Laboratory Receiving Location: Asheville ☐ Eden ☐ Greenwood ☐ Huntersville ☐ Raleigh ☐ Mechanicsville ☐ Atlanta ☐ Kernersville ☐

Client GA Power Profile/EZ (Circle one)_____ Notes_____

Item#	BP4U-125 mL Plastic Unpreserved (N/A) (Cl-)	BP3U-250 mL Plastic Unpreserved (N/A)	BP2U-500 mL Plastic Unpreserved (N/A)	BP1U-1 liter Plastic Unpreserved (N/A)	BPIN	BP4S-125 mL Plastic H2SO4 (pH < 2) (Cl-)	BP3N-250 mL plastic HNO3 (pH < 2)	BP4Z-125 mL Plastic ZN Acetate & NaOH (>9)	BP4B-125 mL Plastic NaOH (pH > 12) (Cl-)	WGFU-Wide-mouthed Glass jar Unpreserved	AG1U-1 liter Amber Unpreserved (N/A) (Cl-)	AG1H-1 liter Amber HCl (pH < 2)	AG3U-250 mL Amber Unpreserved (N/A) (Cl-)	AG1S-1 liter Amber H2SO4 (pH < 2)	AG3S-250 mL Amber H2SO4 (pH < 2)	DG94-40 mL Amber NH4Cl (N/A)(Cl-)	DG9H-40 mL VOA HCl (N/A)	VG9T-40 mL VOA Na2S2O3 (N/A)	VG9U-40 mL VOA Unpreserved (N/A)	DG9V-40 mL VOA H3PO4 (N/A)	KP7U-50 mL Plastic Unpreserved (N/A)	V/GK (3 vials per kit)-VPH/Gas kit (N/A)	SP5T-125 mL Sterile Plastic (N/A – lab)	SP2T-250 mL Sterile Plastic (N/A – lab)		BP3R-250 mL Plastic (NH2)2SO4 (9.3-9.7)	AG0U-100 mL Amber Unpreserved (N/A) (Cl-)	VSGU-20 mL Scintillation vials (N/A)	DG9U-40 mL Amber Unpreserved vials (N/A)
CC																													
~~1~~ 13		2	1		2		2 ✓																						
~~2~~ 14		2	1		2		2 ✓																						
~~3~~ 15		2	1		2		2 ✓																						
~~4~~ 16		2	1		2		2 ✓																						
~~5~~ 17		2	1		2		2 ✓																						
~~6~~ 18		2	1		2		2 ✓																						
~~7~~ 19		2	1		2		2 ✓																						
~~8~~ 20		2	1		2		2 ✓																						
~~9~~ 21		2	1		2		2 ✓																						
~~10~~ 22		2	1		2		2 ✓																						
~~11~~ 23		2	1		2		2 ✓																						
~~12~~ 24		2	1		2		2 ✓																						

pH Adjustment Log for Preserved Samples

Sample ID	Type of Preservative	pH upon receipt	Date preservation adjusted	Time preservation adjusted	Amount of Preservative added	Lot #

Note: Whenever there is a discrepancy affecting North Carolina compliance samples, a copy of this form will be sent to the North Carolina DENR Certification Office (i.e. Out of hold, incorrect preservative, out of temp, incorrect containers.

DC#_Title: ENV-FRM-HUN1-0083 v05_Sample Condition Upon Receipt

Effective Date: 05/24/2024

*Check mark top half of box if pH and/or dechlorination is verified and within the acceptance range for preservation samples.
Exceptions: VOA, Coliform, TOC, Oil and Grease, DRO/8015 (water) DOC, LLHg
**Bottom half of box is to list number of bottles
***Check all unpreserved Nitrates for chlorine

Project #

Laboratory Receiving Location: Asheville ☐ Eden ☐ Greenwood ☐ Huntersville ☐ Raleigh ☐ Mechanicsville ☐ Atlanta ☐ Kernersville ☐

Client GA Power Profile/EZ (Circle one)_____ Notes_____

Item#	BP4U-125 mL Plastic Unpreserved (N/A) (Cl-)	BP3U-250 mL Plastic Unpreserved (N/A)	BP2U-500 mL Plastic Unpreserved (N/A)	BP1U-1 liter Plastic Unpreserved (N/A)	BPIN	BP4S-125 mL Plastic H2SO4 (pH < 2) (Cl-)	BP3N-250 mL plastic HNO3 (pH < 2)	BP4Z-125 mL Plastic ZN Acetate & NaOH (>9)	BP4B-125 mL Plastic NaOH (pH > 12) (Cl-)	WGFU-Wide-mouthed Glass jar Unpreserved	AG1U-1 liter Amber Unpreserved (N/A) (Cl-)	AG1H-1 liter Amber HCl (pH < 2)	AG3U-250 mL Amber Unpreserved (N/A) (Cl-)	AG1S-1 liter Amber H2SO4 (pH < 2)	AG3S-250 mL Amber H2SO4 (pH < 2)	DG9A-40 mL Amber NH4Cl (N/A)(Cl-)	DG9H-40 mL VOA HCl (N/A)	VG9T-40 mL VOA Na2S2O3 (N/A)	VG9U-40 mL VOA Unpreserved (N/A)	DG9V-40 mL VOA H3PO4 (N/A)	KP7U-50 mL Plastic Unpreserved (N/A)	V/GK (3 vials per kit)-VPH/Gas kit (N/A)	SP5T-125 mL Sterile Plastic (N/A – lab)	SP2T-250 mL Sterile Plastic (N/A – lab)		BP3R-250 mL Plastic (NH2)2SO4 (9.3-9.7)	AG0U-100 mL Amber Unpreserved (N/A) (Cl-)	VSGU-20 mL Scintillation vials (N/A)	DG9U-40 mL Amber Unpreserved vials (N/A)
CC																													
1		2	1		2		2																						
2																													
3																													
4																													
5																													
6																													
7																													
8																													
9																													
10																													
11																													
12																													

pH Adjustment Log for Preserved Samples

Sample ID	Type of Preservative	pH upon receipt	Date preservation adjusted	Time preservation adjusted	Amount of Preservative added	Lot #

Note: Whenever there is a discrepancy affecting North Carolina compliance samples, a copy of this form will be sent to the North Carolina DENR Certification Office (i.e. Out of hold, incorrect preservative, out of temp, incorrect containers.

Pace® Location Requested (City/State):
Pace Analytical Charlotte
9800 Kincey Ave. Suite 100, Huntersville, NC 28078

CHAIN-OF-CUSTODY Analytical Request Document

Chain-of-Custody is a LEGAL DOCUMENT - Complete all relevant fields

LAB USE ONLY- Affix Workorder/Login Label Here

Scan QR Code for instructions

Company Name: Southern Company
Street Address: 241 Ralph McGill Blvd, Atlanta, GA 30308
Customer Project #: Task No. YAT-CCR-ASSMT-2026S1
Project Name: Georgia Power Yates
Site Collection Info/Facility ID (as applicable): YAT Pooled Upgradient

Contact/Report To: Trey Singleton
Phone #: 205.346.3317
E-Mail: rosingle@southernco.com
Cc E-Mail: Arcadis contacts
Invoice To:
Invoice E-Mail:
Purchase Order # (if applicable): GPCB2474-0002
Quote #:

Time Zone Collected: [ ] AK [ ] PT [ ] MT [ ] CT [X] ET
County / State origin of sample(s): Georgia
Data Deliverables: [X] Level II [ ] Level III [ ] Level IV [X] EQuIS [ ] Other
Regulatory Program (DW, RCRA, etc.) as applicable:
Rush (Pre-approval required): [ ] 2 Day [ ] 3 day [ ] 5 day [ ] Other
Date Results Requested:
DW PWSID # or WW Permit # as applicable:
Field Filtered (if applicable): [ ] Yes [ ] No
Analysis:

* Matrix Codes (Insert in Matrix box below): Drinking Water (DW), Ground Water (GW), Waste Water (WW), Product (P), Soil/Solid (SS), Oil (OL), Wipe (WP), Tissue (TS), Bioassay (B), Vapor (V), Other (OT), Surface Water (SW),Sediment (SED), Sludge (SL), Caulk

Specify Container Size **: 3 | 3 | 2 | 1 | 3
Identify Container Preservative Type***: 2 | 1 | 1 | 2 | 1

**Container Size: (1) 1L, (2) 500mL, (3) 250mL, (4) 125mL, (5) 100mL, (6) 40mL vial, (7) EnCore, (8) TerraCore, (9) Other
*** Preservative Types: (1) None, (2) HNO3, (3) H2SO4, (4) HCl, (5) NaOH, (6) Zn Acetate, (7) NaHSO4, (8) Sod. Thiosulfate, (9) Ascorbic Acid, (10) MeOH, (11) Other

Lab Use Only: Proj. Mgr: Bonnie Vang; AcctNum / Client ID:; Table #:; Profile / Template: 16561; Prelog / Bottle Ord. ID:

Customer Sample ID	Matrix *	Comp / Grab	Collected (or Composite Start) Date	Collected (or Composite Start) Time	Composite End Date	Composite End Time	Res. CL2	Number & Type of Containers Plastic	Number & Type of Containers Glass	App III/IV Metals + Na, K, Mg	Cl, F, SO4 (EPA 300.0)	TDS (SM 2540C)	RAD SW846 9315/8320	Alkalinity (SM2320B)	Sample Comment	Preservation non-conformance identified for sample.
YAT-YGWA-47	WG	G						7		X	X	X	X	X	See Remarks	
YAT-YGWA-21I	WG	G						7		X	X	X	X	X	See Remarks	
YAT-YGWA-4I	WG	G						7		X	X	X	X	X	See Remarks	
YAT-YGWA-5I	WG	G						7		X	X	X	X	X	See Remarks	
YAT-YGWA-5D	WG	G						7		X	X	X	X	X	See Remarks	
YAT-YGWA-17S	WG	G	2/17/26	0925				7		X	X	X	X	X	See Remarks	
YAT-YGWA-18S	WG	G	2/17/26	1035				7		X	X	X	X	X	See Remarks 001	
YAT-YGWA-18I	WG	G	2/17/26	1215				7		X	X	X	X	X	See Remarks 002	
YAT-YGWA-20S	WG	G						7		X	X	X	X	X	See Remarks 003	
															See Remarks	
															See Remarks	

Customer Remarks / Special Conditions / Possible Hazards:
App III Metals: 6020B: B; 6010D: Ca
App IV: Metals 6020B: Sb, As, Ba, Be, Cd, Cr, Co, Pb, Li, Mo, Se, Tl; 7040A: Hg.
Additional metals (6010D): Na, K, Mg; For Alkalinity: report total, carbonate, and bicarbonate

Collected By:
Printed Name: (Arcadis) - Jake Swanson
Signature: (Arcadis) -

Additional Instructions from Pace®:

# Coolers:	Thermometer ID:	Correction Factor (°C):	Obs. Temp. (°C)	Corrected Temp. (°C)

Relinquished by/Company: (Signature)	Date/Time:	Received by/Company: (Signature)	Date/Time:
/ Arcadis	2/18/26 0730	/ Arcadis	2/18/26 0730
/ Arcadis	2/18/26 1045	/ Pace	2/18/26 1045
/ Pace	2/18/26 1635		2/18/26 1635

Tracking Number:
Delivered by: [ ] In-Person [ ] Courier [ ] FedEX [ ] UPS [ ] Other
Page: of

Submitting a sample via this chain of custody constitutes acknowledgment and acceptance of the Pace® Terms and Conditions found at https://www.pacelabs.com/resource-library/resource/pace-terms-and-conditions/

ENV-FRM-CORQ-0019_v01_082123 ©

Pace®

Pace® Location Requested (City/State):
Pace Analytical Charlotte
9800 Kincey Ave. Suite 100, Huntersville, NC 28078

CHAIN-OF-CUSTODY Analytical Request Document

Chain-of-Custody is a LEGAL DOCUMENT - Complete all relevant fields

LAB USE ONLY- Affix Workorder/Login Label Here

Scan QR Code for instructions

Company Name: Southern Company
Street Address: 241 Ralph McGill Blvd, Atlanta, GA 30308

Contact/Report To: Trey Singleton
Phone #: 205.346.3317
E-Mail: rosingle@southernco.com
Cc E-Mail: Arcadis contacts

Customer Project #: Task No. YAT-CCR-ASSMT-2026S1
Project Name: Georgia Power Yates
Site Collection Info/Facility ID (as applicable): YAT Pooled Upgradient

Invoice To:
Invoice E-Mail:
Purchase Order # (if applicable): GPC82474-0002
Quote #:

Time Zone Collected: [ ] AK [ ] PT [ ] MT [ ] CT [X] ET

County / State origin of sample(s): Georgia

Data Deliverables:
[X] Level II [ ] Level III [ ] Level IV
[X] EQUIS
[ ] Other_____

Regulatory Program (DW, RCRA, etc.) as applicable:

Rush (Pre-approval required):
[ ] 2 Day [ ] 3 day [ ] 5 day [ ] Other_____
Date Results Requested:

DW PWSID # or WW Permit # as applicable:
Field Filtered (if applicable): [ ] Yes [ ] No
Analysis:

Specify Container Size **: 3 | 3 | 2 | 1 | 3
Identify Container Preservative Type***: 2 | 1 | 1 | 2 | 1

**Container Size: (1) 1L, (2) 500mL, (3) 250mL, (4) 125mL, (5) 100mL, (6) 40mL vial, (7) EnCore, (8) TerraCore, (9) Other

*** Preservative Types: (1) None, (2) HNO3, (3) H2SO4, (4) HCl, (5) NaOH, (6) Zn Acetate, (7) NaHSO4, (8) Sod. Thiosulfate, (9) Ascorbic Acid, (10) MeOH, (11) Other

Lab Use Only: Proj. Mgr: Bonnie Vang; AcctNum / Client ID:; Table #:; Profile / Template: 16561; Prelog / Bottle Ord. ID:

* Matrix Codes (Insert in Matrix box below): Drinking Water (DW), Ground Water (GW), Waste Water (WW), Product (P), Soil/Solid (SS), Oil (OL), Wipe (WP), Tissue (TS), Bioassay (B), Vapor (V), Other (OT), Surface Water (SW), Sediment (SED), Sludge (SL), Caulk

Customer Sample ID	Matrix *	Comp / Grab	Collected (or Composite Start) Date	Collected (or Composite Start) Time	Composite End Date	Composite End Time	Res. Cl2	Number & Type of Containers Plastic	Number & Type of Containers Glass	App III/IV Metals + Na, K, Mg	Cl, F, SO4 (EPA 300.0)	TDS (SM 2540C)	RAD SW846 9315/8320	Alkalinity (SM2320B)	Sample Comment	Preservation non-conformance identified for sample.
YAT-YGWA-30I	WG	G						7		X	X	X	X	X	See Remarks	
YAT-YGWA-14S	WG	G						7		X	X	X	X	X	See Remarks	
YAT-YGWA-39	WG	G	2/17/26	1405				7		X	X	X	X	X	See Remarks 004	
YAT-YGWA-40	WG	G	2/17/26	1515				7		X	X	X	X	X	See Remarks 005	
YAT-YGWA-1I	WG	G						7		X	X	X	X	X	See Remarks	
YAT-YGWA-1D	WG	G						7		X	X	X	X	X	See Remarks	
YAT-YGWA-2I	WG	G						7		X	X	X	X	X	See Remarks	
YAT-YGWA-3I	WG	G						7		X	X	X	X	X	See Remarks	
YAT-YGWA-3D	WG	G	2/17/26	1645				7		X	X	X	X	X	See Remarks 007	

Customer Remarks / Special Conditions / Possible Hazards:
App III Metals: 6020B: B; 6010D: Ca
App IV: Metals 6020B: Sb, As, Ba, Be, Cd, Cr, Co, Pb, Li, Mo, Se, Tl; 7040A: Hg.
Additional metals (6010D): Na, K, Mg; For Alkalinity: report total, carbonate, and bicarbonate

Collected By:
Printed Name: (Arcadis) -
Signature: (Arcadis) -

Additional Instructions from Pace®:

Coolers: | Thermometer ID: | Correction Factor (°C): | Obs. Temp. (°C) | Corrected Temp. (°C)

Relinquished by/Company: (Signature)	Date/Time:	Received by/Company: (Signature)	Date/Time:
Arcadis	2/18/26 0730	Arcadis	2/18/26 0730
Arcadis	2/18/26 1045	(Pace)	2/18/26 1645
(Pace)	2/18/26 1635		2/18/26 1635

Tracking Number:

Delivered by: [ ] In-Person [ ] Courier [ ] FedEX [ ] UPS [ ] Other

Page: of

Submitting a sample via this chain of custody constitutes acknowledgment and acceptance of the Pace® Terms and Conditions found at https://www.pacelabs.com/resource-library/resource/pace-terms-and-conditions/

ENV-FRM-CORQ-0019_v01_082123 ©

Pace® Location Requested (City/State):
Pace Analytical Charlotte
9800 Kincey Ave. Suite 100, Huntersville, NC 28078

CHAIN-OF-CUSTODY Analytical Request Document

Chain-of-Custody is a LEGAL DOCUMENT - Complete all relevant fields

LAB USE ONLY- Affix Workorder/Login Label Here

Scan QR Code for instructions

Company Name: Southern Company
Street Address: 241 Ralph McGill Blvd, Atlanta, GA 30308
Customer Project #: Task No. YAT-CCR-ASSMT-202651
Project Name: Georgia Power Yates
Site Collection Info/Facility ID (as applicable): YAT Pooled Upgradient

Contact/Report To: Trey Singleton
Phone #: 205.346.3317
E-Mail: rosingle@southernco.com
Cc E-Mail: Arcadis contacts
Invoice To:
Invoice E-Mail:
Purchase Order # (if applicable): GPCB2474-0002
Quote #:

Time Zone Collected: [ ] AK [ ] PT [ ] MT [ ] CT [X] ET
County / State origin of sample(s): Georgia

Data Deliverables:
[X] Level II [ ] Level III [ ] Level IV
[X] EQUIS
[ ] Other_____

Regulatory Program (DW, RCRA, etc.) as applicable:
Rush (Pre-approval required): [ ] 2 Day [ ] 3 day [ ] 5 day [ ] Other_____
Date Results Requested:
DW PWSID # or WW Permit # as applicable:
Field Filtered (if applicable): [ ] Yes [ ] No
Analysis:

* Matrix Codes (Insert in Matrix box below): Drinking Water (DW), Ground Water (GW), Waste Water (WW), Product (P), Soil/Solid (SS), Oil (OL), Wipe (WP), Tissue (TS), Bioassay (B), Vapor (V), Other (OT), Surface Water (SW), Sediment (SED), Sludge (SL), Caulk

Specify Container Size **: 3 | 3 | 2 | 1 | 3
Identify Container Preservative Type***: 2 | 1 | 1 | 2 | 1

**Container Size: (1) 1L, (2) 500mL, (3) 250mL, (4) 125mL, (5) 100mL, (6) 40mL vial, (7) EnCore, (8) TerraCore, (9) Other

*** Preservative Types: (1) None, (2) HNO3, (3) H2SO4, (4) HCl, (5) NaOH, (6) Zn Acetate, (7) NaHSO4, (8) Sod. Thiosulfate, (9) Ascorbic Acid, (10) MeOH, (11) Other

Lab Use Only: Proj. Mgr: Bonnie Vang; AcctNum / Client ID:; Table #:; Profile / Template: 16561; Prelog / Bottle Ord. ID:

Customer Sample ID	Matrix *	Comp / Grab	Collected (or Composite Start) Date	Collected (or Composite Start) Time	Composite End Date	Composite End Time	Res. CL2	Number & Type of Containers Plastic	Number & Type of Containers Glass	App III/IV Metals + Na, K, Mg	Cl, F, SO4 (EPA 300.0)	TDS (SM 2540C)	RAD SW846 9315/8320	Alkalinity (SM2320B)	Sample Comment	Preservation non conformance identified for sample.
YAT-UGRD-EB-1	WG	G						7		X	X	X	X	X	See Remarks	
YAT-UGRD-FB-1	WG	G						7		X	X	X	X	X	See Remarks	
YAT-UGRD-EB-2	WG	G						7		X	X	X	X	X	See Remarks	
YAT-UGRD-FB-2	WG	G	2/17/26	1230				7		X	X	X	X	X	See Remarks	
YAT-UGRD-FD-1	WG	G						7		X	X	X	X	X	See Remarks 008	
YAT-UGRD-FD-2	WG	G	2/17/26	—				7		X	X	X	X	X	See Remarks	
															See Remarks 009	

Customer Remarks / Special Conditions / Possible Hazards:
App III Metals: 6020B: B; 6010D: Ca
App IV: Metals 6020B: Sb, As, Ba, Be, Cd, Cr, Co, Pb, Li, Mo, Se, Tl; 7040A: Hg.
Additional metals (6010D): Na, K, Mg; For Alkalinity: report total, carbonate, and bicarbonate

Collected By:
Printed Name: (Arcadis) - Jake Swanson
Signature: (Arcadis) -

Additional Instructions from Pace®:

Coolers: | Thermometer ID: | Correction Factor (°C): | Obs. Temp. (°C) | Corrected Temp. (°C)

Relinquished by/Company: (Signature)	Date/Time:	Received by/Company: (Signature)	Date/Time:
[signature] / Arcadis	2/18/26 0730	[signature] / Arcadis	2/18/26 0730
[signature] / Arcadis	2/18/26 1045	Ryan Williams / Pace	2/18/26 1045
Ryan Williams / Pace	2/18/26 1635	[signature]	2/18/26 1635

Tracking Number:
Delivered by: [ ] In-Person [ ] Courier [ ] FedEX [ ] UPS [ ] Other
Page: of

Submitting a sample via this chain of custody constitutes acknowledgment and acceptance of the Pace® Terms and Conditions found at https://www.pacelabs.com/resource-library/resource/pace-terms-and-conditions/

ENV-FRM-CORQ-0019_v01_082123 ©

Pace® Location Requested (City/State):
Pace Analytical Charlotte
9800 Kincey Ave. Suite 100, Huntersville, NC 28078

CHAIN-OF-CUSTODY Analytical Request Document

Chain-of-Custody is a LEGAL DOCUMENT - Complete all relevant fields

LAB USE ONLY- Affix Workorder/Login Label Here

Scan QR Code for instructions

Company Name: Southern Company
Street Address: 241 Ralph McGill Blvd, Atlanta, GA 30308

Contact/Report To: Trey Singleton
Phone #: 205.346.3317
E-Mail: rosingle@southernco.com
Cc E-Mail: Arcadis contacts

Customer Project #: Task No. YAT-CCR-ASSMT-2026S1
Project Name: Georgia Power Yates

Invoice To:
Invoice E-Mail:

Site Collection Info/Facility ID (as applicable):
YAT Pooled Upgradient

Purchase Order # (if applicable): GPC82474-0002
Quote #:

Time Zone Collected: [ ] AK [ ] PT [ ] MT [X] CT [X] ET

County / State origin of sample(s): Georgia

Data Deliverables:
[X] Level II [ ] Level III [ ] Level IV
[X] EQuIS
[ ] Other_____

Regulatory Program (DW, RCRA, etc.) as applicable:

Rush (Pre-approval required):
[ ] 2 Day [ ] 3 day [ ] 5 day [ ] Other_____
Date Results Requested:

DW PWSID # or WW Permit # as applicable:

Field Filtered (if applicable): [ ] Yes [X] No
Analysis:

* Matrix Codes (Insert in Matrix box below): Drinking Water (DW), Ground Water (GW), Waste Water (WW), Product (P), Soil/Solid (SS), Oil (OL), Wipe (WP), Tissue (TS), Bioassay (B), Vapor (V), Other (OT), Surface Water (SW), Sediment (SED), Sludge (SL), Caulk

Specify Container Size **: 3 | 3 | 2 | 1 | 3
Identify Container Preservative Type***: 2 | 1 | 1 | 2 | 1

**Container Size: (1) 1L, (2) 500mL, (3) 250mL, (4) 125mL, (5) 100mL, (6) 40mL vial, (7) EnCore, (8) TerraCore, (9) Other

*** Preservative Types: (1) None, (2) HNO3, (3) H2SO4, (4) HCl, (5) NaOH, (6) Zn Acetate, (7) NaHSO4, (8) Sod. Thiosulfate, (9) Ascorbic Acid, (10) MeOH, (11) Other

Customer Sample ID	Matrix *	Comp / Grab	Collected (or Composite Start) Date	Collected (or Composite Start) Time	Composite End Date	Composite End Time	Res. Cl2	Number & Type of Containers Plastic	Number & Type of Containers Glass	App III/IV Metals + Na, K, Mg	Cl, F, SO4 (EPA 300.0)	TDS (SM 2540C)	RAD SW846 9315/8320	Alkalinity (SM2320B)	Sample Comment	Preservation non-conformance identified for sample.
YAT-YGWA-30I	WG	G						7		X	X	X	X	X	See Remarks	
YAT-YGWA-14S	WG	G						7		X	X	X	X	X	See Remarks	
YAT-YGWA-39	WG	G						7		X	X	X	X	X	See Remarks	
YAT-YGWA-40	WG	G						7		X	X	X	X	X	See Remarks	
YAT-YGWA-1I	WG	G	2/17/26	1040				7		X	X	X	X	X	See Remarks 010	
YAT-YGWA-1D	WG	G	2/17/26	1220				7		X	X	X	X	X	See Remarks 011	
YAT-YGWA-2I	WG	G	2/17/26	1500				7		X	X	X	X	X	See Remarks 012	
YAT-YGWA-3I	WG	G	2/17/26	1655				7		X	X	X	X	X	See Remarks 013	
YAT-YGWA-3D	WG	G						7		X	X	X	X	X	See Remarks	

Lab Use Only: Proj. Mgr: Bonnie Vang; AcctNum / Client ID:; Table #:; Profile / Template: 16561; Prelog / Bottle Ord. ID:

Customer Remarks / Special Conditions / Possible Hazards:
App III Metals: 6020B: B; 6010D: Ca
App IV: Metals 6020B: Sb, As, Ba, Be, Cd, Cr, Co, Pb, Li, Mo, Se, Tl; 7040A: Hg.
Additional metals (6010D): Na, K, Mg; For Alkalinity: report total, carbonate, and bicarbonate

Collected By:
Printed Name: (Arcadis) - Perry Studebaker
Signature: (Arcadis) - Perry Studebaker

Additional Instructions from Pace®:

Coolers: | Thermometer ID: | Correction Factor (°C): | Obs. Temp (°C) | Corrected Temp. (°C)

Relinquished by/Company: (Signature)	Date/Time:	Received by/Company: (Signature)	Date/Time:
Perry Brown / Arcadis	2/18/26 0730	Jessica Jones / Arcadis	2/18/26 0730
Jessica Jones / Arcadis	2/18/26 1045	Lyan Williams / Pace	2/18/26 1045
Lyan Williams / Pace	2/18/26 1635		2/18/26 1635

Tracking Number:

Delivered by: [ ] In-Person [ ] Courier [ ] FedEX [ ] UPS [ ] Other

Page: of

Submitting a sample via this chain of custody constitutes acknowledgment and acceptance of the Pace® Terms and Conditions found at https://www.pacelabs.com/resource-library/resource/pace-terms-and-conditions/

ENV-FRM-CORQ-0019_v01_082123 ©

Pace® Location Requested (City/State):
Pace Analytical Charlotte
9800 Kincey Ave. Suite 100, Huntersville, NC 28078

CHAIN-OF-CUSTODY Analytical Request Document

Chain-of-Custody is a LEGAL DOCUMENT - Complete all relevant fields

LAB USE ONLY- Affix Workorder/Login Label Here

Scan QR Code for instructions

Company Name: Southern Company
Street Address: 241 Ralph McGill Blvd, Atlanta, GA 3030B

Contact/Report To: Trey Singleton
Phone #: 205.346.3317
E-Mail: rosingle@southernco.com
Cc E-Mail: Arcadis contacts

Customer Project #: Task No. YAT-CCR-ASSMT-2026S1
Project Name: Georgia Power Yates

Invoice To:
Invoice E-Mail:

Site Collection Info/Facility ID (as applicable): YAT Pooled Upgradient

Purchase Order # (if applicable): GPC82474-0002
Quote #:

Time Zone Collected: [ ] AK [ ] PT [ ] MT ~~[ ] CT~~ [X] ET

County / State origin of sample(s): Georgia

Data Deliverables:
[X] Level II [ ] Level III [ ] Level IV
[X] EQUIS
[ ] Other_____

Regulatory Program (DW, RCRA, etc.) as applicable:

Rush (Pre-approval required):
[ ] 2 Day [ ] 3 day [ ] 5 day [ ] Other_____
Date Results Requested:

DW PWSID # or WW Permit # as applicable:
Field Filtered (if applicable): [ ] Yes [X] No
Analysis:

* Matrix Codes (Insert in Matrix box below): Drinking Water (DW), Ground Water (GW), Waste Water (WW), Product (P), Soil/Solid (SS), Oil (OL), Wipe (WP), Tissue (TS), Bioassay (B), Vapor (V), Other (OT), Surface Water (SW), Sediment (SED), Sludge (SL), Caulk

Specify Container Size **: 3 | 3 | 2 | 1 | 3
Identify Container Preservative Type***: 2 | 1 | 1 | 2 | 1

**Container Size: (1) 1L, (2) 500mL, (3) 250mL, (4) 125mL, (5) 100mL, (6) 40mL vial, (7) EnCore, (8) TerraCore, (9) Other

*** Preservative Types: (1) None, (2) HNO3, (3) H2SO4, (4) HCl, (5) NaOH, (6) Zn Acetate, (7) NaHSO4, (8) Sod. Thiosulfate, (9) Ascorbic Acid, (10) MeOH, (11) Other

Customer Sample ID	Matrix *	Comp / Grab	Collected (or Composite Start) Date	Collected (or Composite Start) Time	Composite End Date	Composite End Time	Res. CL2	Number & Type of Containers Plastic	Number & Type of Containers Glass	App III/IV Metals + Na, K, Mg	Cl, F, SO4 (EPA 300.0)	TDS (SM 2540C)	RAD SW846 9315/8320	Alkalinity (SM2320B)	Sample Comment	Preservation non-conformance identified for sample
YAT-UGRD-EB-1	WG	G	2/17/26	1530	—	—		7		X	X	X	X	X	See Remarks 014	
YAT-UGRD-FB-1	WG	G						7		X	X	X	X	X	See Remarks	
YAT-UGRD-EB-2	WG	G						7		X	X	X	X	X	See Remarks	
YAT-UGRD-FB-2	WG	G						7		X	X	X	X	X	See Remarks	
YAT-UGRD-FD-1	WG	G	2/17/26	—	—	—		7		X	X	X	X	X	See Remarks	
YAT-UGRD-FD-2	WG	G						7		X	X	X	X	X	See Remarks 015	
								7		X	X	X	X	X	See Remarks	

Lab Use Only: Proj. Mgr: Bonnie Vang; AcctNum / Client ID:; Table #:; Profile / Template: 16561; Prelog / Bottle Ord. ID:

Customer Remarks / Special Conditions / Possible Hazards:
App III Metals: 6020B: B; 6010D: Ca
App IV: Metals 6020B: Sb, As, Ba, Be, Cd, Cr, Co, Pb, Li, Mo, Se, Tl; 7040A: Hg.
Additional metals (6010D): Na, K, Mg; For Alkalinity: report total, carbonate, and bicarbonate

Collected By:
Printed Name: (Arcadis) Perry Studebaker
Signature: (Arcadis) - Perry Studebaker

Additional Instructions from Pace®:

Coolers: | Thermometer ID: | Correction Factor (°C): | Obs. Temp. (°C) | Corrected Temp. (°C)

Relinquished by/Company: (Signature)	Date/Time:	Received by/Company: (Signature)	Date/Time:
Perry Studebaker / Arcadis	2/18/26 0730	[signature] / Arcadis	2/18/26 0730
[signature] / Arcadis	2/18/26 1045	Lilian Williams / Pace	2/18/26 1645
Lilian Williams / Pace	2/18/26 1635	[signature]	2/18/26 1635

Tracking Number:

Delivered by: [ ] In-Person [ ] Courier [ ] FedEX [ ] UPS [ ] Other

Page: of

Submitting a sample via this chain of custody constitutes acknowledgment and acceptance of the Pace® Terms and Conditions found at https://www.pacelabs.com/resource-library/resource/pace-terms-and-conditions/

ENV-FRM-CORQ-0019_v01_082123 ©

Pace® Location Requested (City/State):
Pace Analytical Charlotte
9800 Kincey Ave. Suite 100, Huntersville, NC 28078

CHAIN-OF-CUSTODY Analytical Request Document

Chain-of-Custody is a LEGAL DOCUMENT - Complete all relevant fields

LAB USE ONLY- Affix Workorder/Login Label Here

Scan QR Code for instructions

Company Name:	Southern Company
Street Address:	241 Ralph McGill Blvd, Atlanta, GA 30308
Customer Project #:	Task No. YAT-CCR-ASSMT-202651
Project Name:	Georgia Power Yates
Site Collection Info/Facility ID (as applicable):	YAT Pooled Upgradient
Contact/Report To:	Trey Singleton
Phone #:	205.346.3317
E-Mail:	rosingle@southernco.com
Cc E-Mail:	Arcadis contacts
Invoice To:	
Invoice E-Mail:	
Purchase Order # (If applicable):	GPC82474-0002
Quote #:	

Time Zone Collected: [ ] AK [ ] PT [ ] MT ~~[X] CT~~ [X] ET

County / State origin of sample(s): Georgia

Data Deliverables: [X] Level II [ ] Level III [ ] Level IV [X] EQUIS [ ] Other_____

Regulatory Program (DW, RCRA, etc.) as applicable:

Rush (Pre-approval required): [ ] 2 Day [ ] 3 day [ ] 5 day [ ] Other_____

Date Results Requested:

DW PWSID # or WW Permit # as applicable:

Field Filtered (if applicable): [ ] Yes [X] No

Analysis:

* Matrix Codes (Insert in Matrix box below): Drinking Water (DW), Ground Water (GW), Waste Water (WW), Product (P), Soil/Solid (SS), Oil (OL), Wipe (WP), Tissue (TS), Bioassay (B), Vapor (V), Other (OT), Surface Water (SW), Sediment (SED), Sludge (SL), Caulk

Specify Container Size **: 3 3 2 1 3

Identify Container Preservative Type***: 2 1 1 2 1

**Container Size: (1) 1L, (2) 500mL, (3) 250mL, (4) 125mL, (5) 100mL, (6) 40mL vial, (7) EnCore, (8) TerraCore, (9) Other

*** Preservative Types: (1) None, (2) HNO3, (3) H2SO4, (4) HCl, (5) NaOH, (6) Zn Acetate, (7) NaHSO4, (8) Sod. Thiosulfate, (9) Ascorbic Acid, (10) MeOH, (11) Other

Lab Use Only: Proj. Mgr: Bonnie Vang; AcctNum / Client ID:; Table #:; Profile / Template: 16561; Prelog / Bottle Ord. ID:

Customer Sample ID	Matrix *	Comp / Grab	Collected (or Composite Start) Date	Collected (or Composite Start) Time	Composite End Date	Composite End Time	Res. Cl2	Number & Type of Containers Plastic	Number & Type of Containers Glass	App III/IV Metals + Na, K, Mg	Cl, F, SO4 (EPA 300.0)	TDS (SM 2540C)	RAD SW846 9315/8320	Alkalinity (SM2320B)						Sample Comment	Preservation non-conformance identified for sample.
YAT-YGWA-47	WG	G		~~1604~~				7		X	X	X	X	X						See Remarks	
YAT-YGWA-21I	WG	G	2/17/26	1604				7		X	X	X	X	X						See Remarks 016	
YAT-YGWA-4I	WG	G	2/17/26	0955				7		X	X	X	X	X						See Remarks 017	
YAT-YGWA-5I	WG	G	2/17/26	1225				7		X	X	X	X	X						See Remarks 018	
YAT-YGWA-5D	WG	G	2/17/26	1117				7		X	X	X	X	X						See Remarks 025	
YAT-YGWA-17S	WG	G						7		X	X	X	X	X						See Remarks	
YAT-YGWA-18S	WG	G						7		X	X	X	X	X						See Remarks	
YAT-YGWA-18I	WG	G						7		X	X	X	X	X						See Remarks	
YAT-YGWA-20S	WG	G	2/17/26	1418				7		X	X	X	X	X						See Remarks 019	
																				See Remarks	

Customer Remarks / Special Conditions / Possible Hazards:
App III Metals: 6020B: B; 6010D: Ca
App IV: Metals 6020B: Sb, As, Ba, Be, Cd, Cr, Co, Pb, Li, Mo, Se, Tl; 7040A: Hg.
Additional metals (6010D): Na, K, Mg; For Alkalinity: report total, carbonate, and bicarbonate

Collected By:
Printed Name: (Arcadis): Jessica Ware
Signature: (Arcadis): Jessica Ware

Additional Instructions from Pace®:

# Coolers:	Thermometer ID:	Correction Factor (°C):	Obs. Temp. (°C)	Corrected Temp. (°C)

Relinquished by/Company: (Signature)	Date/Time:	Received by/Company: (Signature)	Date/Time:
Jessica Ware / Arcadis	2/18/26 1045	Lian William / Pace	2/18/26 1045
Lian William / Pace	2/18/26 1635		2/18/26 1635
Relinquished by/Company: (Signature)	Date/Time:	Received by/Company: (Signature)	Date/Time:
Relinquished by/Company: (Signature)	Date/Time:	Received by/Company: (Signature)	Date/Time:

Tracking Number:

Delivered by: [ ] In-Person [ ] Courier [ ] FedEX [ ] UPS [ ] Other

Page: of

Submitting a sample via this chain of custody constitutes acknowledgment and acceptance of the Pace® Terms and Conditions found at https://www.pacelabs.com/resource-library/resource/pace-terms-and-conditions/

ENV-FRM-CORQ-0019_v01_082123 ©

Pace® Location Requested (City/State):
Pace Analytical Charlotte
9800 Kincey Ave. Suite 100, Huntersville, NC 28078

CHAIN-OF-CUSTODY Analytical Request Document

Chain-of-Custody is a LEGAL DOCUMENT - Complete all relevant fields

LAB USE ONLY- Affix Workorder/Login Label Here

Scan QR Code for instructions

Company Name: Southern Company
Street Address: 241 Ralph McGill Blvd, Atlanta, GA 30308
Customer Project #: Task No. YAT-CCR-ASSMT-202651
Project Name: Georgia Power Yates
Site Collection Info/Facility ID (as applicable): YAT Pooled Upgradient

Contact/Report To: Trey Singleton
Phone #: 205.346.3317
E-Mail: rosingle@southernco.com
Cc E-Mail: Arcadis contacts
Invoice To:
Invoice E-Mail:
Purchase Order # (if applicable): GPC82474-0002
Quote #:

Time Zone Collected: [ ] AK [ ] PT [ ] MT [X] CT [X] ET
County / State origin of sample(s): Georgia

Data Deliverables: [X] Level II [ ] Level III [ ] Level IV [X] EQUIS [ ] Other
Regulatory Program (DW, RCRA, etc.) as applicable:
Rush (Pre-approval required): [ ] 2 Day [ ] 3 day [ ] 5 day [ ] Other
Date Results Requested:
DW PWSID # or WW Permit # as applicable:
Field Filtered (if applicable): [ ] Yes [X] No
Analysis:

* Matrix Codes (Insert in Matrix box below): Drinking Water (DW), Ground Water (GW), Waste Water (WW), Product (P), Soil/Solid (SS), Oil (OL), Wipe (WP), Tissue (TS), Bioassay (B), Vapor (V), Other (OT), Surface Water (SW), Sediment (SED), Sludge (SL), Caulk

Specify Container Size **: 3 | 3 | 2 | 1 | 3
Identify Container Preservative Type***: 2 | 1 | 1 | 2 | 1

**Container Size: (1) 1L, (2) 500mL, (3) 250mL, (4) 125mL, (5) 100mL, (6) 40mL vial, (7) EnCore, (8) TerraCore, (9) Other

*** Preservative Types: (1) None, (2) HNO3, (3) H2SO4, (4) HCl, (5) NaOH, (6) Zn Acetate, (7) NaHSO4, (8) Sod. Thiosulfate, (9) Ascorbic Acid, (10) MeOH, (11) Other

Customer Sample ID	Matrix *	Comp / Grab	Collected (or Composite Start) Date	Collected (or Composite Start) Time	Composite End Date	Composite End Time	Res. CL2	Number & Type of Containers Plastic	Number & Type of Containers Glass	App III/IV Metals + Na, K, Mg	Cl, F, SO4 (EPA 300.0)	TDS (SM 2540C)	RAD SW846 9315/8320	Alkalinity (SM2320B)	Sample Comment	Preservation non-conformance identified for sample
YAT-UGRD-EB-1	WG	G						7		X	X	X	X	X	See Remarks	
YAT-UGRD-FB-1	WG	G						7		X	X	X	X	X	See Remarks	
YAT-UGRD-EB-2	WG	G						7		X	X	X	X	X	See Remarks	
YAT-UGRD-FB-2	WG	G	2/17/26	1700				7		X	X	X	X	X	See Remarks	
YAT-UGRD-FD-1	WG	G						7		X	X	X	X	X	See Remarks 020	
YAT-UGRD-FD-2	WG	G						7		X	X	X	X	X	See Remarks	
								7		X	X	X	X	X	See Remarks	

Lab Use Only: Proj. Mgr: Bonnie Vang; AcctNum / Client ID:; Table #:; Profile / Template: 16561; Prelog / Bottle Ord. ID:

Customer Remarks / Special Conditions / Possible Hazards:
App III Metals: 6020B: B; 6010D: Ca
App IV: Metals 6020B: Sb, As, Ba, Be, Cd, Cr, Co, Pb, Li, Mo, Se, Tl; 7040A: Hg.
Additional metals (6010D): Na, K, Mg; For Alkalinity: report total, carbonate, and bicarbonate

Collected By:
Printed Name: (Arcadis) Jessica Ware
Signature: (Arcadis) Jessica Ware

Additional Instructions from Pace®:

# Coolers:	Thermometer ID:	Correction Factor (°C):	Obs. Temp. (°C)	Corrected Temp. (°C)

Relinquished by/Company: (Signature)	Date/Time:	Received by/Company: (Signature)	Date/Time:
Jessica Ware / Arcadis	2/18/26 1045	Ryan William / Pace	2/18/26 1045
Ryan William / Pace	2/18/26 1635		2/18/26 1635
Relinquished by/Company: (Signature)	Date/Time:	Received by/Company: (Signature)	Date/Time:
Relinquished by/Company: (Signature)	Date/Time:	Received by/Company: (Signature)	Date/Time:

Tracking Number:
Delivered by: [ ] In-Person [ ] Courier [ ] FedEX [ ] UPS [ ] Other

Submitting a sample via this chain of custody constitutes acknowledgment and acceptance of the Pace® Terms and Conditions found at https://www.pacelabs.com/resource-library/resource/pace-terms-and-conditions/

Page: of

ENV-FRM-CORQ-0019_v01_082123 ©

Pace® Location Requested (City/State):
Pace Analytical Charlotte
9800 Kincey Ave. Suite 100, Huntersville, NC 28078

CHAIN-OF-CUSTODY Analytical Request Document

Chain-of-Custody is a LEGAL DOCUMENT - Complete all relevant fields

LAB USE ONLY- Affix Workorder/Login Label Here

Scan QR Code for instructions

Company Name: Southern Company
Street Address: 241 Ralph McGill Blvd, Atlanta, GA 30308
Customer Project #: Task No. YAT-CCR-ASSMT-2026S1
Project Name: Georgia Power Yates
Site Collection Info/Facility ID (as applicable): YAT Pooled Upgradient

Contact/Report To: Trey Singleton
Phone #: 205.346.3317
E-Mail: rosingle@southernco.com
Cc E-Mail: Arcadis contacts
Invoice To:
Invoice E-Mail:
Purchase Order # (if applicable): GPC82474-0002
Quote #:

Time Zone Collected: [ ] AK [ ] PT [ ] MT [ ] CT [X] ET
County / State origin of sample(s): Georgia

Data Deliverables:
[X] Level II [ ] Level III [ ] Level IV
[X] EQUIS
[ ] Other_____

Regulatory Program (DW, RCRA, etc.) as applicable:
Rush (Pre-approval required): [ ] 2 Day [ ] 3 day [ ] 5 day [ ] Other_____
Date Results Requested:
DW PWSID # or WW Permit # as applicable:
Field Filtered (if applicable): [ ] Yes [X] No
Analysis:

Specify Container Size **: 3 3 2 1 3
Identify Container Preservative Type***: 2 1 1 2 1
Analysis Requested

**Container Size: (1) 1L, (2) 500mL, (3) 250mL, (4) 125mL, (5) 100mL, (6) 40mL vial, (7) EnCore, (8) TerraCore, (9) Other
*** Preservative Types: (1) None, (2) HNO3, (3) H2SO4, (4) HCl, (5) NaOH, (6) Zn Acetate, (7) NaHSO4, (8) Sod. Thiosulfate, (9) Ascorbic Acid, (10) MeOH, (11) Other

Lab Use Only: Proj. Mgr: Bonnie Vang; AcctNum / Client ID:; Table #:; Profile / Template: 16561; Prelog / Bottle Ord. ID:

* Matrix Codes (Insert in Matrix box below): Drinking Water (DW), Ground Water (GW), Waste Water (WW), Product (P), Soil/Solid (SS), Oil (OL), Wipe (WP), Tissue (TS), Bioassay (B), Vapor (V), Other (OT), Surface Water (SW),Sediment (SED), Sludge (SL), Caulk

Customer Sample ID	Matrix *	Comp / Grab	Collected (or Composite Start) Date	Collected (or Composite Start) Time	Composite End Date	Composite End Time	Res. Cl2	Number & Type of Containers Plastic	Number & Type of Containers Glass	App III/IV Metals + Na, K, Mg	Cl, F, SO4 (EPA 300.0)	TDS (SM 2540C)	RAD SW846 9315/8320	Alkalinity (SM2320B)	Sample Comment	Preservation non-conformance identified for sample.
YAT-YGWA-47	WG	G	2/17/26	1500	—	—		7		X	X	X	X	X	See Remarks 021	
YAT-YGWA-21I	WG	G						7		X	X	X	X	X	See Remarks	
YAT-YGWA-4I	WG	G						7		X	X	X	X	X	See Remarks	
YAT-YGWA-5I	WG	G						7		X	X	X	X	X	See Remarks	
YAT-YGWA-5D	WG	G						7		X	X	X	X	X	See Remarks	
YAT-YGWA-17S	WG	G						7		X	X	X	X	X	See Remarks	
YAT-YGWA-18S	WG	G						7		X	X	X	X	X	See Remarks	
YAT-YGWA-18I	WG	G						7		X	X	X	X	X	See Remarks	
YAT-YGWA-20S	WG	G						7		X	X	X	X	X	See Remarks	
								7		X	X	X	X	X	See Remarks	

Customer Remarks / Special Conditions / Possible Hazards:
App III Metals: 6020B: B; 6010D: Ca
App IV: Metals 6020B: Sb, As, Ba, Be, Cd, Cr, Co, Pb, Li, Mo, Se, Tl; 7040A: Hg.
Additional metals (6010D): Na, K, Mg; For Alkalinity: report total, carbonate, and bicarbonate

Collected By:
Printed Name: (Arcadis) - David Gouty
Signature: (Arcadis)

Additional instructions from Pace®:

# Coolers:	Thermometer ID:	Correction Factor (°C):	Obs. Temp. (°C)	Corrected Temp. (°C)

Relinquished by/Company: (Signature)	Date/Time:	Received by/Company: (Signature)	Date/Time:
[signature]	2/18/26 0730	[signature] / Arcadis	2/18/26 0730
[signature] / Arcadis	2/18/26 1045	[signature] / Pace	2/18/26 1045
[signature] / Pace	2/18/26 1635	[signature]	2/18/26 1635
Relinquished by/Company: (Signature)	Date/Time:	Received by/Company: (Signature)	Date/Time:

Tracking Number:
Delivered by: [ ] In-Person [ ] Courier [ ] FedEX [ ] UPS [ ] Other
Page: of

Submitting a sample via this chain of custody constitutes acknowledgment and acceptance of the Pace® Terms and Conditions found at https://www.pacelabs.com/resource-library/resource/pace-terms-and-conditions/

ENV-FRM-CORQ-0019_v01_082123 ©

Pace® Location Requested (City/State):
Pace Analytical Charlotte
9800 Kincey Ave. Suite 100, Huntersville, NC 28078

CHAIN-OF-CUSTODY Analytical Request Document

Chain-of-Custody is a LEGAL DOCUMENT - Complete all relevant fields

LAB USE ONLY- Affix Workorder/Login Label Here

Scan QR Code for instructions

Company Name: Southern Company
Street Address: 241 Ralph McGill Blvd, Atlanta, GA 30308
Customer Project #: Task No. YAT-CCR-ASSMT-2026S1
Project Name: Georgia Power Yates
Site Collection Info/Facility ID (as applicable): YAT Pooled Upgradient

Contact/Report To: Trey Singleton
Phone #: 205.346.3317
E-Mail: rosingle@southernco.com
Cc E-Mail: Arcadis contacts
Invoice To:
Invoice E-Mail:
Purchase Order # (if applicable): GPC82474-0002
Quote #:

Time Zone Collected: [ ] AK [ ] PT [ ] MT [ ] CT [X] ET
County / State origin of sample(s): Georgia

Data Deliverables:
[X] Level II [ ] Level III [ ] Level IV
[X] EQUIS
[ ] Other_____

Regulatory Program (DW, RCRA, etc.) as applicable:
Rush (Pre-approval required): [ ] 2 Day [ ] 3 day [ ] 5 day [ ] Other_____
Date Results Requested:
DW PWSID # or WW Permit # as applicable:
Field Filtered (if applicable): [ ] Yes [X] No
Analysis:

* Matrix Codes (Insert in Matrix box below): Drinking Water (DW), Ground Water (GW), Waste Water (WW), Product (P), Soil/Solid (SS), Oil (OL), Wipe (WP), Tissue (TS), Bioassay (B), Vapor (V), Other (OT), Surface Water (SW), Sediment (SED), Sludge (SL), Caulk

Specify Container Size **: 3 | 3 | 2 | 1 | 3
Identify Container Preservative Type***: 2 | 1 | 1 | 2 | 1

**Container Size: (1) 1L, (2) 500mL, (3) 250mL, (4) 125mL, (5) 100mL, (6) 40mL vial, (7) EnCore, (8) TerraCore, (9) Other
*** Preservative Types: (1) None, (2) HNO3, (3) H2SO4, (4) HCl, (5) NaOH, (6) Zn Acetate, (7) NaHSO4, (8) Sod. Thiosulfate, (9) Ascorbic Acid, (10) MeOH, (11) Other

Lab Use Only: Pro) Mgr: Bonnie Vang; AcctNum / Client ID:; Table #:; Profile / Template: 16561; Prelog / Bottle Ord. ID:

Customer Sample ID	Matrix *	Comp / Grab	Collected (or Composite Start) Date	Collected (or Composite Start) Time	Composite End Date	Composite End Time	Res. CL2	Number & Type of Containers Plastic	Number & Type of Containers Glass	App III/IV Metals + Na, K, Mg	Cl, F, SO4 (EPA 300.0)	TDS (SM 2540C)	RAD SW846 9315/8320	Alkalinity (SM2320B)	Sample Comment	Preservation non-conformance identified for sample.
YAT-YGWA-30I	WG	G	2/17/26	1215	—	—		7		X	X	X	X	X	See Remarks 022	
YAT-YGWA-14S	WG	G	2/17/26	1010	—	—		7		X	X	X	X	X	See Remarks 023	
YAT-YGWA-39	WG	G						7		X	X	X	X	X	See Remarks	
YAT-YGWA-40	WG	G						7		X	X	X	X	X	See Remarks	
YAT-YGWA-1I	WG	G						7		X	X	X	X	X	See Remarks	
YAT-YGWA-1D	WG	G						7		X	X	X	X	X	See Remarks	
YAT-YGWA-2I	WG	G						7		X	X	X	X	X	See Remarks	
YAT-YGWA-3I	WG	G						7		X	X	X	X	X	See Remarks	
YAT-YGWA-3D	WG	G						7		X	X	X	X	X	See Remarks	
								7		X	X	X	X	X	See Remarks	

Customer Remarks / Special Conditions / Possible Hazards:
App III Metals: 6020B: B; 6010D: Ca
App IV: Metals 6020B: Sb, As, Ba, Be, Cd, Cr, Co, Pb, Li, Mo, Se, Tl; 7040A: Hg.
Additional metals (6010D): Na, K, Mg; For Alkalinity: report total, carbonate, and bicarbonate

Collected By:
Printed Name: (Arcadis) - David Prouty
Signature: (Arcadis) - David Prouty

Additional Instructions from Pace®:

Coolers: | Thermometer ID: | Correction Factor (°C): | Obs. Temp. (°C) | Corrected Temp. (°C)

Relinquished by/Company: (Signature)	Date/Time:	Received by/Company: (Signature)	Date/Time:
[signature]	2/18/26 0730	[signature] / Arcadis	2/18/26 0730
[signature] / Arcadis	2/18/26 1045	Tylan Williams / Pace	2/18/24 1045
Tylan Williams / Pace	2/18/24 1635	[signature]	2/18/26 1635

Tracking Number:
Delivered by: [ ] In-Person [ ] Courier [ ] FedEX [ ] UPS [ ] Other

Page: of

Submitting a sample via this chain of custody constitutes acknowledgment and acceptance of the Pace® Terms and Conditions found at https://www.pacelabs.com/resource-library/resource/pace-terms-and-conditions/

ENV-FRM-CORQ-0019_v01_082123 ©

Pace® Location Requested (City/State):
Pace Analytical Charlotte
9800 Kincey Ave. Suite 100, Huntersville, NC 28078

CHAIN-OF-CUSTODY Analytical Request Document

Chain-of-Custody is a LEGAL DOCUMENT - Complete all relevant fields

LAB USE ONLY- Affix Workorder/Login Label Here

Scan QR Code for instructions

Company Name: Southern Company
Street Address: 241 Ralph McGill Blvd, Atlanta, GA 30308

Contact/Report To: Trey Singleton
Phone #: 205.346.3317
E-Mail: rosingle@southernco.com
Cc E-Mail: Arcadis contacts

Customer Project #: Task No. YAT-CCR-ASSMT-2026S1
Project Name: Georgia Power Yates

Invoice To:
Invoice E-Mail:

Site Collection Info/Facility ID (as applicable):
YAT Pooled Upgradient

Purchase Order # (if applicable): GPC82474-0002
Quote #:

Time Zone Collected: [ ] AK [ ] PT [ ] MT [ ] CT [X] ET

County / State origin of sample(s): Georgia

Data Deliverables:
[X] Level II [ ] Level III [ ] Level IV
[X] EQUIS
[ ] Other_____

Regulatory Program (DW, RCRA, etc.) as applicable:

Rush (Pre-approval required):
[ ] 2 Day [ ] 3 day [ ] 5 day [ ] Other_____
Date Results Requested:

DW PWSID # or WW Permit # as applicable:
Field Filtered (if applicable): [ ] Yes [X] No
Analysis:

* Matrix Codes (Insert in Matrix box below): Drinking Water (DW), Ground Water (GW), Waste Water (WW), Product (P), Soil/Solid (SS), Oil (OL), Wipe (WP), Tissue (TS), Bioassay (B), Vapor (V), Other (OT), Surface Water (SW), Sediment (SED), Sludge (SL), Caulk

Specify Container Size **: 3 | 3 | 2 | 1 | 3
Identify Container Preservative Type***: 2 | 1 | 1 | 2 | 1

**Container Size: (1) 1L, (2) 500mL, (3) 250mL, (4) 125mL, (5) 100mL, (6) 40mL vial, (7) EnCore, (8) TerraCore, (9) Other

*** Preservative Types: (1) None, (2) HNO3, (3) H2SO4, (4) HCl, (5) NaOH, (6) Zn Acetate, (7) NaHSO4, (8) Sod. Thiosulfate, (9) Ascorbic Acid, (10) MeOH, (11) Other

Customer Sample ID	Matrix *	Comp / Grab	Collected (or Composite Start) Date	Collected (or Composite Start) Time	Composite End Date	Composite End Time	Res. Cl2	Number & Type of Containers Plastic	Number & Type of Containers Glass	App III/IV Metals + Na, K, Mg	Cl, F, SO4 (EPA 300.0)	TDS (SM 2540C)	RAD SW846 9315/8320	Alkalinity (SM2320B)	Sample Comment	Preservation non-conformance identified for sample.
YAT-UGRD-EB-1	WG	G						7		X	X	X	X	X	See Remarks	
YAT-UGRD-FB-1	WG	G	2/17/26	1200	—	—		7		X	X	X	X	X	See Remarks 024	
YAT-UGRD-EB-2	WG	G						7		X	X	X	X	X	See Remarks	
YAT-UGRD-FB-2	WG	G						7		X	X	X	X	X	See Remarks	
YAT-UGRD-FD-1	WG	G		~~1200~~ DP				7		X	X	X	X	X	See Remarks	
YAT-UGRD-FD-2	WG	G						7		X	X	X	X	X	See Remarks	

Lab Use Only:
Proj. Mgr: Bonnie Vang
AcctNum / Client ID:
Table #:
Profile / Template: 16561
Prelog / Bottle Ord. ID:

Customer Remarks / Special Conditions / Possible Hazards:
App III Metals: 6020B: B; 6010D: Ca
App IV: Metals 6020B: Sb, As, Ba, Be, Cd, Cr, Co, Pb, Li, Mo, Se, Tl; 7040A: Hg.
Additional metals (6010D): Na, K, Mg; For Alkalinity: report total, carbonate, and bicarbonate

Collected By:
Printed Name: (Arcadis) David Prouty
Signature: (Arcadis)

Additional Instructions from Pace®:

Coolers: Thermometer ID: Correction Factor (°C): Obs. Temp. (°C) Corrected Temp. (°C)

Relinquished by/Company: (Signature)	Date/Time:	Received by/Company: (Signature)	Date/Time:
	2/18/26 0730	Jessica Arcadis	2/18/26 0730
Jessica Arcadis	2/18/26 1045	Ryan William / Pace	2/18/26 1045
Ryan William / Pace	2/18/26 1635		2/18/26 1635

Tracking Number:

Delivered by: [ ] In-Person [ ] Courier [ ] FedEX [ ] UPS [ ] Other

Page: of

Submitting a sample via this chain of custody constitutes acknowledgment and acceptance of the Pace® Terms and Conditions found at https://www.pacelabs.com/resource-library/resource/pace-terms-and-conditions/

ENV-FRM-CORQ-0019_v01_082123 ©

Quality Control Sample Performance Assessment

Pace Analytical™
www.pacelabs.com

Test:	Ra-228
Analyst:	VAL
Date:	2/27/2026
Worklist:	89582
Matrix:	WT

Analyst Must Manually Enter All Fields Highlighted in Yellow.

Method Blank Assessment	
MB Sample ID	3912134
MB concentration:	0.686
M/B 2 Sigma CSU:	0.377
MB MDC:	0.670
MB Numerical Performance Indicator:	3.57
MB Status vs Numerical Indicator:	Fail*
MB Status vs. MDC:	See Comment*

Laboratory Control Sample Assessment	LCSD (Y or N)?	Y
	LCS89582	LCSD89582
Count Date:	3/4/2026	3/4/2026
Spike I.D.:	23-043	23-043
Decay Corrected Spike Concentration (pCi/mL):	29.571	29.571
Volume Used (mL):	0.10	0.10
Aliquot Volume (L, g, F):	0.821	0.818
Target Conc. (pCi/L, g, F):	3.603	3.616
Uncertainty (Calculated):	0.177	0.177
Result (pCi/L, g, F):	4.297	4.578
LCS/LCSD 2 Sigma CSU (pCi/L, g, F):	1.103	1.090
Numerical Performance Indicator:	1.22	1.71
Percent Recovery:	119.27%	126.59%
Status vs Numerical Indicator:	N/A	N/A
Status vs Recovery:	Pass	Pass
Upper % Recovery Limits:	135%	135%
Lower % Recovery Limits:	60%	60%

Sample Matrix Spike Control Assessment	MS/MSD 1	MS/MSD 2
Sample Collection Date:		
Sample I.D.		
Sample MS I.D.		
Sample MSD I.D.		
Spike I.D.:		
MS/MSD Decay Corrected Spike Concentration (pCi/mL):		
Spike Volume Used in MS (mL):		
Spike Volume Used in MSD (mL):		
MS Aliquot (L, g, F):		
MS Target Conc.(pCi/L, g, F):		
MSD Aliquot (L, g, F):		
MSD Target Conc. (pCi/L, g, F):		
MS Spike Uncertainty (calculated):		
MSD Spike Uncertainty (calculated):		
Sample Result:		
Sample Result 2 Sigma CSU (pCi/L, g, F):		
Sample Matrix Spike Result:		
Matrix Spike Result 2 Sigma CSU (pCi/L, g, F):		
Sample Matrix Spike Duplicate Result:		
Matrix Spike Duplicate Result 2 Sigma CSU (pCi/L, g, F):		
MS Numerical Performance Indicator:		
MSD Numerical Performance Indicator:		
MS Percent Recovery:		
MSD Percent Recovery:		
MS Status vs Numerical Indicator:		
MSD Status vs Numerical Indicator:		
MS Status vs Recovery:		
MSD Status vs Recovery:		
MS/MSD Upper % Recovery Limits:		
MS/MSD Lower % Recovery Limits:		

Duplicate Sample Assessment		
Sample I.D.:	LCS89582	Enter Duplicate sample IDs if other than LCS/LCSD in the space below.
Duplicate Sample I.D.	LCSD89582	
Sample Result (pCi/L, g, F):	4.297	
Sample Result 2 Sigma CSU (pCi/L, g, F):	1.103	
Sample Duplicate Result (pCi/L, g, F):	4.578	
Sample Duplicate Result 2 Sigma CSU (pCi/L, g, F):	1.090	
Are sample and/or duplicate results below RL?	NO	
Duplicate Numerical Performance Indicator:	-0.355	
(Based on the LCS/LCSD Percent Recoveries) Duplicate RPD:	5.95%	
Duplicate Status vs Numerical Indicator:	Pass	
Duplicate Status vs RPD:	Pass	
% RPD Limit:	36%	

Matrix Spike/Matrix Spike Duplicate Sample Assessment		
Sample I.D.		
Sample MS I.D.		
Sample MSD I.D.		
Sample Matrix Spike Result:		
Matrix Spike Result 2 Sigma CSU (pCi/L, g, F):		
Sample Matrix Spike Duplicate Result:		
Matrix Spike Duplicate Result 2 Sigma CSU (pCi/L, g, F):		
Duplicate Numerical Performance Indicator:		
(Based on the Percent Recoveries) MS/ MSD Duplicate RPD:		
MS/ MSD Duplicate Status vs Numerical Indicator:		
MS/ MSD Duplicate Status vs RPD:		
% RPD Limit:		

Evaluation of duplicate precision is not applicable if either the sample or duplicate results are below the MDC.

Comments:
*The method blank result is below the reporting limit for this analysis and is acceptable. ✓

MU 3/5/26

CT 3-5-26

Quality Control Sample Performance Assessment

Pace Analytical
www.pacelabs.com

Test:	Ra-228
Analyst:	JJS1
Date:	2/27/2026
Worklist:	89583
Matrix:	WT

Analyst Must Manually Enter All Fields Highlighted in Yellow.

Method Blank Assessment	
MB Sample ID	3912142
MB concentration:	0.502
M/B 2 Sigma CSU:	0.351
MB MDC:	0.663
MB Numerical Performance Indicator:	2.81
MB Status vs Numerical Indicator:	Warning
MB Status vs. MDC:	Pass

Laboratory Control Sample Assessment	LCSD (Y or N)?	Y
	LCS89583	LCSD89583
Count Date:	3/5/2026	3/5/2026
Spike I.D.:	23-043	23-043
Decay Corrected Spike Concentration (pCi/mL):	29.562	29.562
Volume Used (mL):	0.10	0.10
Aliquot Volume (L, g, F):	0.820	0.820
Target Conc. (pCi/L, g, F):	3.603	3.604
Uncertainty (Calculated):	0.177	0.177
Result (pCi/L, g, F):	3.642	3.355
LCS/LCSD 2 Sigma CSU (pCi/L, g, F):	0.930	0.868
Numerical Performance Indicator:	0.08	-0.55
Percent Recovery:	101.09%	93.08%
Status vs Numerical Indicator:	N/A	N/A
Status vs Recovery:	Pass	Pass
Upper % Recovery Limits:	135%	135%
Lower % Recovery Limits:	60%	60%

Sample Matrix Spike Control Assessment	MS/MSD 1	MS/MSD 2
Sample Collection Date:		
Sample I.D.		
Sample MS I.D.		
Sample MSD I.D.		
Spike I.D.:		
MS/MSD Decay Corrected Spike Concentration (pCi/mL):		
Spike Volume Used in MS (mL):		
Spike Volume Used in MSD (mL):		
MS Aliquot (L, g, F):		
MS Target Conc.(pCi/L, g, F):		
MSD Aliquot (L, g, F):		
MSD Target Conc. (pCi/L, g, F):		
MS Spike Uncertainty (calculated):		
MSD Spike Uncertainty (calculated):		
Sample Result:		
Sample Result 2 Sigma CSU (pCi/L, g, F):		
Sample Matrix Spike Result:		
Matrix Spike Result 2 Sigma CSU (pCi/L, g, F):		
Sample Matrix Spike Duplicate Result:		
Matrix Spike Duplicate Result 2 Sigma CSU (pCi/L, g, F):		
MS Numerical Performance Indicator:		
MSD Numerical Performance Indicator:		
MS Percent Recovery:		
MSD Percent Recovery:		
MS Status vs Numerical Indicator:		
MSD Status vs Numerical Indicator:		
MS Status vs Recovery:		
MSD Status vs Recovery:		
MS/MSD Upper % Recovery Limits:		
MS/MSD Lower % Recovery Limits:		

Duplicate Sample Assessment		
Sample I.D.:	LCS89583	Enter Duplicate sample IDs if other than LCS/LCSD in the space below.
Duplicate Sample I.D.	LCSD89583	
Sample Result (pCi/L, g, F):	3.642	
Sample Result 2 Sigma CSU (pCi/L, g, F):	0.930	
Sample Duplicate Result (pCi/L, g, F):	3.355	
Sample Duplicate Result 2 Sigma CSU (pCi/L, g, F):	0.868	
Are sample and/or duplicate results below RL?	NO	
Duplicate Numerical Performance Indicator:	0.443	
(Based on the LCS/LCSD Percent Recoveries) Duplicate RPD:	8.25%	
Duplicate Status vs Numerical Indicator:	Pass	
Duplicate Status vs RPD:	Pass	
% RPD Limit:	36%	

Matrix Spike/Matrix Spike Duplicate Sample Assessment		
Sample I.D.		
Sample MS I.D.		
Sample MSD I.D.		
Sample Matrix Spike Result:		
Matrix Spike Result 2 Sigma CSU (pCi/L, g, F):		
Sample Matrix Spike Duplicate Result:		
Matrix Spike Duplicate Result 2 Sigma CSU (pCi/L, g, F):		
Duplicate Numerical Performance Indicator:		
(Based on the Percent Recoveries) MS/ MSD Duplicate RPD:		
MS/ MSD Duplicate Status vs Numerical Indicator:		
MS/ MSD Duplicate Status vs RPD:		
% RPD Limit:		

Evaluation of duplicate precision is not applicable if either the sample or duplicate results are below the MDC.

Comments:

NM 3/6/26

LAM 3/6/26

Quality Control Sample Performance Assessment

Pace Analytical™
www.pacelabs.com

Test:	Ra-226
Analyst:	SLC
Date:	2/26/2026
Worklist:	89572
Matrix:	WT

Analyst Must Manually Enter All Fields Highlighted in Yellow.

Method Blank Assessment	
MB Sample ID	3911957
MB concentration:	-0.038
M/B 2 Sigma CSU:	0.075
MB MDC:	0.239
MB Numerical Performance Indicator:	-1.01
MB Status vs Numerical Indicator:	Pass
MB Status vs. MDC:	N/A

Laboratory Control Sample Assessment	LCSD (Y or N)?	Y
	LCS89572	LCSD89572
Count Date:	3/9/2026	3/9/2026
Spike I.D.:	23-014	23-014
Decay Corrected Spike Concentration (pCi/mL):	25.004	25.004
Volume Used (mL):	0.10	0.10
Aliquot Volume (L, g, F):	0.504	0.503
Target Conc. (pCi/L, g, F):	4.963	4.976
Uncertainty (Calculated):	0.233	0.234
Result (pCi/L, g, F):	5.592	5.058
LCS/LCSD 2 Sigma CSU (pCi/L, g, F):	0.996	0.898
Numerical Performance Indicator:	1.21	0.17
Percent Recovery:	112.68%	101.66%
Status vs Numerical Indicator:	Pass	Pass
Status vs Recovery:	N/A	N/A
Upper % Recovery Limits:	125%	125%
Lower % Recovery Limits:	75%	75%

Sample Matrix Spike Control Assessment	MS/MSD 1	MS/MSD 2
Sample Collection Date:		
Sample I.D.		
Sample MS I.D.		
Sample MSD I.D.		
Spike I.D.:		
MS/MSD Decay Corrected Spike Concentration (pCi/mL):		
Spike Volume Used in MS (mL):		
Spike Volume Used in MSD (mL):		
MS Aliquot (L, g, F):		
MS Target Conc.(pCi/L, g, F):		
MSD Aliquot (L, g, F):		
MSD Target Conc. (pCi/L, g, F):		
MS Spike Uncertainty (calculated):		
MSD Spike Uncertainty (calculated):		
Sample Result:		
Sample Result 2 Sigma CSU (pCi/L, g, F):		
Sample Matrix Spike Result:		
Matrix Spike Result 2 Sigma CSU (pCi/L, g, F):		
Sample Matrix Spike Duplicate Result:		
Matrix Spike Duplicate Result 2 Sigma CSU (pCi/L, g, F):		
MS Numerical Performance Indicator:		
MSD Numerical Performance Indicator:		
MS Percent Recovery:		
MSD Percent Recovery:		
MS Status vs Numerical Indicator:		
MSD Status vs Numerical Indicator:		
MS Status vs Recovery:		
MSD Status vs Recovery:		
MS/MSD Upper % Recovery Limits:		
MS/MSD Lower % Recovery Limits:		

Duplicate Sample Assessment		
Sample I.D.:	LCS89572	92845130021
Duplicate Sample I.D.	LCSD89572	92845130021DUP
Sample Result (pCi/L, g, F):	5.592	0.238
Sample Result 2 Sigma CSU (pCi/L, g, F):	0.996	0.181
Sample Duplicate Result (pCi/L, g, F):	5.058	0.361
Sample Duplicate Result 2 Sigma CSU (pCi/L, g, F):	0.898	0.203
Are sample and/or duplicate results below RL?	NO	See Below ##
Duplicate Numerical Performance Indicator:	0.780	-0.884
(Based on the LCS/LCSD Percent Recoveries) Duplicate RPD:	10.29%	41.02%
Duplicate Status vs Numerical Indicator:	Pass	Pass
Duplicate Status vs RPD:	N/A	N/A
% RPD Limit:	25%	25%

Matrix Spike/Matrix Spike Duplicate Sample Assessment		
Sample I.D.		
Sample MS I.D.		
Sample MSD I.D.		
Sample Matrix Spike Result:		
Matrix Spike Result 2 Sigma CSU (pCi/L, g, F):		
Sample Matrix Spike Duplicate Result:		
Matrix Spike Duplicate Result 2 Sigma CSU (pCi/L, g, F):		
Duplicate Numerical Performance Indicator:		
(Based on the Percent Recoveries) MS/ MSD Duplicate RPD:		
MS/ MSD Duplicate Status vs Numerical Indicator:		
MS/ MSD Duplicate Status vs RPD:		
% RPD Limit:		

Evaluation of duplicate precision is not applicable if either the sample or duplicate results are below the MDC.

Comments:

LM 3/9/26

LAM 3/9/26

Quality Control Sample Performance Assessment

Pace Analytical™
www.pacelabs.com

Test:	Ra-226
Analyst:	SLC
Date:	3/1/2026
Worklist:	89573
Matrix:	WT

Analyst Must Manually Enter All Fields Highlighted in Yellow.

Method Blank Assessment	
MB Sample ID	3911958
MB concentration:	0.127
M/B 2 Sigma CSU:	0.141
MB MDC:	0.294
MB Numerical Performance Indicator:	1.77
MB Status vs Numerical Indicator:	Pass
MB Status vs. MDC:	N/A

Laboratory Control Sample Assessment	LCSD (Y or N)?	Y
	LCS89573	LCSD89573
Count Date:	3/6/2026	3/6/2026
Spike I.D.:	23-014	23-014
Decay Corrected Spike Concentration (pCi/mL):	25.004	25.004
Volume Used (mL):	0.10	0.10
Aliquot Volume (L, g, F):	0.501	0.502
Target Conc. (pCi/L, g, F):	4.986	4.981
Uncertainty (Calculated):	0.234	0.234
Result (pCi/L, g, F):	5.264	4.867
LCS/LCSD 2 Sigma CSU (pCi/L, g, F):	0.959	0.896
Numerical Performance Indicator:	0.55	-0.24
Percent Recovery:	105.57%	97.70%
Status vs Numerical Indicator:	Pass	Pass
Status vs Recovery:	N/A	N/A
Upper % Recovery Limits:	125%	125%
Lower % Recovery Limits:	75%	75%

Sample Matrix Spike Control Assessment	MS/MSD 1	MS/MSD 2
Sample Collection Date:		
Sample I.D.		
Sample MS I.D.		
Sample MSD I.D.		
Spike I.D.:		
MS/MSD Decay Corrected Spike Concentration (pCi/mL):		
Spike Volume Used in MS (mL):		
Spike Volume Used in MSD (mL):		
MS Aliquot (L, g, F):		
MS Target Conc.(pCi/L, g, F):		
MSD Aliquot (L, g, F):		
MSD Target Conc. (pCi/L, g, F):		
MS Spike Uncertainty (calculated):		
MSD Spike Uncertainty (calculated):		
Sample Result:		
Sample Result 2 Sigma CSU (pCi/L, g, F):		
Sample Matrix Spike Result:		
Matrix Spike Result 2 Sigma CSU (pCi/L, g, F):		
Sample Matrix Spike Duplicate Result:		
Matrix Spike Duplicate Result 2 Sigma CSU (pCi/L, g, F):		
MS Numerical Performance Indicator:		
MSD Numerical Performance Indicator:		
MS Percent Recovery:		
MSD Percent Recovery:		
MS Status vs Numerical Indicator:		
MSD Status vs Numerical Indicator:		
MS Status vs Recovery:		
MSD Status vs Recovery:		
MS/MSD Upper % Recovery Limits:		
MS/MSD Lower % Recovery Limits:		

Duplicate Sample Assessment		
Sample I.D.:	LCS89573	92845130025
Duplicate Sample I.D.	LCSD89573	92845130025DUP
Sample Result (pCi/L, g, F):	5.264	1.922
Sample Result 2 Sigma CSU (pCi/L, g, F):	0.959	0.452
Sample Duplicate Result (pCi/L, g, F):	4.867	2.332
Sample Duplicate Result 2 Sigma CSU (pCi/L, g, F):	0.896	0.512
Are sample and/or duplicate results below RL?	NO	See Below ##
Duplicate Numerical Performance Indicator:	0.593	-1.176
(Based on the LCS/LCSD Percent Recoveries) Duplicate RPD:	7.74%	19.25%
Duplicate Status vs Numerical Indicator:	Pass	Pass
Duplicate Status vs RPD:	N/A	N/A
% RPD Limit:	25%	25%

Matrix Spike/Matrix Spike Duplicate Sample Assessment		
Sample I.D.		
Sample MS I.D.		
Sample MSD I.D.		
Sample Matrix Spike Result:		
Matrix Spike Result 2 Sigma CSU (pCi/L, g, F):		
Sample Matrix Spike Duplicate Result:		
Matrix Spike Duplicate Result 2 Sigma CSU (pCi/L, g, F):		
Duplicate Numerical Performance Indicator:		
(Based on the Percent Recoveries) MS/ MSD Duplicate RPD:		
MS/ MSD Duplicate Status vs Numerical Indicator:		
MS/ MSD Duplicate Status vs RPD:		
% RPD Limit:		

Evaluation of duplicate precision is not applicable if either the sample or duplicate results are below the MDC.

Comments:

Nu 3/9/26

UAm 3/9/26

Appendix C

Statistical Analysis

Appendix III Statistically Significant Increase Summary (February 2026)

Appendix III Parameter	Monitoring Wells
Boron	YGWC-26I, YGWC-26S, YGWC-27I, YGWC-27S, YGWC-28I, YGWC-28S, YGWC-29IB
Chloride	YGWC-26I, YGWC-26S, YGWC-27S, YGWC-28S

GROUNDWATER STATS
CONSULTING

August 31, 2026

Southern Company Services
Attn: Mr. Trey Singleton
3535 Colonnade Parkway
Birmingham, AL 35243

Re: Plant Yates Ash Pond 2 (AP-2)
February 2026 Statistical Analysis

Dear Mr. Singleton,

Groundwater Stats Consulting, formerly the statistical consulting division of Sanitas Technologies, is pleased to provide the February 2026 semi-annual Groundwater Detection and Assessment Monitoring statistical analysis for Georgia Power Company's Plant Yates AP-2. The analysis complies with the federal rule for the Disposal of Coal Combustion Residuals (CCR) from Electric Utilities (CCR Rule, 2015), the Georgia Environmental Protection Division (EPD) Rules for Solid Waste Management Chapter 391-3-4-.10, and follows the United States Environmental Protection Agency (USEPA) Unified Guidance (2009).

Sampling for the Appendix III parameters began in 2016, and at least 8 background samples were collected at each of the groundwater monitoring wells. Semi-annual sampling of the majority of Appendix IV constituents has been performed for several years in accordance with the Georgia Department of Natural Resources, Environmental Protection Division groundwater monitoring regulations. A list of all parameters is provided below.

The monitoring well network, as provided by Southern Company Services, consists of the following:

- **Upgradient wells:**
  - **AP-1:** YGWA-47

        - **AP-2:** YGWA-1D, YGWA-1I, YGWA-2I, YGWA-3D, YGWA-3I, YGWA-14S, and YGWA-30I
        - **Gypsum Landfill:** GWA-2
        - **AMA-R6:** YGWA-17S, YGWA-18I, YGWA-18S, YGWA-20S, YGWA-21I, YGWA-39, YGWA-40, YGWA-4I, YGWA-5D, and YGWA-5I
    - **Downgradient wells:** YGWC-26I, YGWC-26S, YGWC-27I, YGWC-27S, YGWC-28I, YGWC-28S, and YGWC-29IB

Note that downgradient well YGWC-29IB was installed as a replacement well for YGWC-29IA and was first sampled in February 2024. Data from downgradient wells YGWC-29IA and YGWC-29IB were combined and are plotted under well YGWC-29IB. In the current analysis, reported observations from the February 2026 sample event for Appendix III constituents at all downgradient wells are compared to interwell prediction limits for Appendix III constituents.

When a minimum of 8 samples is collected from new well YGWC-29IB, the Mann-Whitney test of medians will be used to evaluate whether the medians are similar to those from previously installed well YGWC-29IA. When the medians are statistically different for Appendix IV constituents at the 99% confidence level, the historical record will be truncated so that only data from new well YGWC-29IB, which represents current groundwater quality, is used in construction of confidence intervals for comparison to respective Groundwater Protection Standards.

All data were sent electronically to Groundwater Stats Consulting, and the statistical analysis was reviewed by Andrew Collins, Project Manager and Statistician for Groundwater Stats Consulting.

The CCR program consists of the constituents listed below. The terms "parameters" and "constituents" are used interchangeably.

- **Appendix III** (Detection Monitoring) **-** boron, calcium, chloride, fluoride, pH, sulfate, and TDS
- **Appendix IV** (Assessment Monitoring) **–** antimony, arsenic, barium, beryllium, cadmium, chromium, cobalt, combined radium 226 + 228, fluoride, lead, lithium, mercury, molybdenum, selenium, and thallium

Note that when there are no detections present in downgradient wells for a given constituent, statistical analyses are not required. A summary of Appendix IV downgradient well/constituent pairs containing 100% non-detects follows this letter. For all constituents, a substitution of the most recent reporting limit is used for non-detect data

and this generally gives the most conservative limit in each case. For interwell prediction and tolerance limits, a single reporting limit substitution is used across upgradient wells for a given parameter.

Combined upgradient well data from all units at Plant Yates are utilized to construct statistical limits for Appendix III and IV parameters. Although upgradient well GWA-2 is no longer sampled, data from this well represent groundwater quality upgradient of the facility and are, therefore, plotted on time series and box plots and used to construct interwell prediction limits and upper tolerance limits.

Time series plots for Appendix III and IV parameters at all wells are provided for the purpose of screening data at these wells (Figure A). Additionally, a separate section of box plots is included for all constituents at upgradient and downgradient wells (Figure B). The time series plots are used to initially screen for suspected outliers and trends, while the box plots provide visual representation of variation within individual wells and between all wells. Values in background which have been flagged as outliers may be seen in a lighter font and as a disconnected symbol on the graphs. A summary of flagged outliers follows this report (Figure C).

Summary of Statistical Methods – Appendix III and IV Parameters:

Based on the background screening performed in 2017 and state and federal regulatory requirements described below, the following methods were selected for Appendix III and IV constituents:

- Appendix III: Interwell prediction limits, combined with a 1-of-2 resample plan for boron, calcium, chloride, fluoride, pH, sulfate, and TDS
- Appendix IV: Confidence intervals for antimony, arsenic, barium, beryllium, cadmium, chromium, cobalt, combined radium 226 + 228, fluoride, lead, lithium, mercury, molybdenum, selenium, and thallium

The distribution of data is tested using the Shapiro-Wilk/Shapiro-Francia test for normality. Parametric prediction limits (or tolerance limits or confidence intervals as applicable) are utilized when the screened historical data follow a normal or transformed-normal distribution. When data cannot be normalized or the majority of data are non-detects, a nonparametric test is utilized. While the false positive rate associated with the parametric prediction limits is based on an annual 10% (5% per semi-annual event) as recommended by the EPA Unified Guidance (2009), the false positive rate associated with the nonparametric prediction limits is dependent upon the available background sample

size, number of future comparisons, and verification resample plan. The following approaches are used for handling non-detects (USEPA, 2009):

- No statistical analyses are required on wells and analytes containing 100% non-detects (USEPA Unified Guidance, 2009, Chapter 6).
- When data contain <15% non-detects, simple substitution of one-half the reporting limit is utilized in the statistical analysis. The reporting limit utilized for non-detects is the most recent practical quantification limit (PQL) as reported by the laboratory.
- When data contain between 15-50% non-detects, the Kaplan-Meier non-detect adjustment is applied to the background data for parametric limits. This technique adjusts the mean and standard deviation of the historical concentrations to account for concentrations below the reporting limit.
- Nonparametric prediction limits are used on data containing greater than 50% non-detects.

Natural systems continuously evolve due to physical changes made to the environment. Examples include capping a landfill, paving areas near a well, or lining a drainage channel to prevent erosion. Periodic updating of background statistical limits is necessary to accommodate these types of changes. In the interwell case, prediction limits are updated with upgradient well data during each event after careful screening for any new outliers. In some cases, the earlier portion of data are deselected prior to construction of limits to provide sensitive limits that will rapidly detect changes in groundwater quality. Even though the data are excluded from the calculation, the values will continue to be reported and shown in tables and graphs.

For Appendix III detection monitoring parameters, compliance is determined by comparing the most recent observation to a background prediction limit. The corresponding trend tests for evaluating prediction limit exceedances of Appendix III parameters are performed at the 99% confidence level to provide a high level of confidence against false positives. For Appendix IV assessment monitoring parameters, however, compliance is assessed by comparing a full (or truncated) period of record to a GWPS using a confidence interval. The corresponding trend tests for evaluating confidence interval exceedances of Appendix IV constituents are performed at the 95% confidence level to provide greater capability of identifying potential trends than the 99% confidence level. Additionally, the 95% confidence level is recommended in cases with limited sample sizes and, particularly, for new assessment wells.

Summary of Background Update – Appendix III and IV Constituents - Conducted in March 2020

Outlier Analysis

The original background screening was conducted in 2017 by MacStat Consulting. Values identified as outliers were flagged in the database and excluded prior to construction of statistical limits. Interwell prediction limits, combined with a 1-of-2 resample plan, were recommended. During the March 2020 1st semi-annual analysis, data were screened for the purpose of updating the statistical limits as described below.

Time series plots were used to identify suspected outliers, or values that would result in limits that are not representative of the current background data population. Suspected outliers at upgradient wells for Appendix III and all wells for Appendix IV parameters are formally tested using Tukey's box plot method and, when identified, flagged in the computer database with "o" and deselected prior to construction of statistical limits.

Using the Tukey box plot method, a couple outliers were identified. While this is not the case in the present data set, when the most recent value is identified as an outlier, values are not flagged in the database at this time as they may represent a possible trend. If future values do not remain at similar concentrations, these values may be flagged as outliers and deselected. Several low values exist in the data sets and appear on the graphs as possible low outliers relative to the laboratory's Practical Quantitation Limit. However, these values are observed trace values (i.e., measurements reported by the laboratory between the Method Detection Limit and the Practical Quantitation Limit) and, therefore, were not flagged as outliers.

Only one of the outliers identified by Tukey's method (combined radium 226 + 228 in downgradient well YGWC-26I) was flagged in the database as all other values were either similar to remaining measurements within the same well and neighboring wells, or the values were reported non-detects. When any values are flagged in the database as outliers, they are plotted in a disconnected and lighter symbol on the time series graph. The accompanying data pages will display the flagged value in a lighter font as well. A substitution of the most recent reporting limit was applied when varying detection limits existed in data. When the reporting limit was higher than the CCR-rule specified levels discussed below, non-detects were substituted with one half the reporting limit.

Seasonality

No obvious seasonal patterns were observed on the time series plots for any of the detected data; therefore, no deseasonalizing adjustments were made to the data. When seasonal patterns are observed, data may be deseasonalized so that the resulting limits will correctly account for the seasonality as a predictable pattern rather than random variation or a release.

Trend Test Evaluation

While trends may be identified by visual inspection, a quantification of the trend and its significance is needed. The Sen's Slope/Mann Kendall test was used to evaluate all data at upgradient wells for Appendix III parameters and all wells for Appendix IV parameters to identify statistically significant increasing or decreasing trends. In the absence of suspected contamination, significant trending data are typically not included as part of the background data used for construction of prediction limits. This step serves to eliminate the trend and, thus, reduce variation in background. When statistically significant trends are present, all available data are evaluated to determine whether earlier concentration levels are significantly different than current reported concentrations and will be deselected as necessary. When any records of data are truncated for the reasons above, a summary report will be provided to show the date ranges used in construction of the statistical limits.

The results of the trend analyses for the Appendix III and IV parameters showed statistically significant decreasing trends for a handful of constituents and statistically significant increasing trends for calcium, cobalt, combined radium 226 + 228, and sulfate. Most of the trends noted were relatively low in magnitude when compared to average concentrations, and the background time period is short with only three years of record, making it difficult to separate trends from normal year-to-year variation; therefore, no adjustments were made to the data sets. If the observed decreasing or increasing trends persist over a longer time frame, some records may need to be truncated.

Summary of Background Update Conducted in 2024

Outlier Analysis

Time series plots were used to identify suspected outliers, or values that would result in limits that are not representative of the current background data population. Suspected outliers at all upgradient wells for Appendix III and Appendix IV parameters were formally tested using Tukey's box plot method and, when identified, flagged in the computer

database with "o" and deselected prior to construction of statistical limits. When the most recent value is identified as an outlier, values are not flagged in the database at this time as the measurements may represent a possible trend. If future values do not remain at similar concentrations, these values will be flagged as outliers and deselected. Several low values exist in the data sets and appear on the graphs as possible low outliers relative to the laboratory's Practical Quantitation Limit. However, these values are observed trace values (i.e., measurements reported by the laboratory between the Method Detection Limit and the Practical Quantitation Limit) and, therefore, were not flagged as outliers.

Using the Tukey's box plot method, several outliers were identified and both Tukey's test and visual screening confirmed values flagged from previous analyses. An exception is for one detected value of 6.3 s.u. for pH at upgradient well YGWA-47 that was previously flagged as an outlier because it was high during a single event compared to all other values at neighboring wells. However, when compared among pooled upgradient well data, this value is no longer spurious and was unflagged. Although not identified by Tukey's test due to the high percentage of non-detects, elevated concentrations for cobalt at upgradient well GWA-2 remain flagged to reduce variation in the record and maintain statistical limits that are conservative (i.e., lower) from a regulatory perspective.

When any values are flagged in the database as outliers, the measurements are plotted in a disconnected and lighter symbol on the time series graph. The accompanying data pages will display the flagged value in a lighter font as well. A substitution of the most recent reporting limit was applied when varying detection limits existed in data. When the reporting limit was higher than the CCR-rule specified levels discussed below, non-detects were substituted with one half the reporting limit.

Seasonality

No obvious seasonal patterns were observed on the time series plots for any of the detected data; therefore, no deseasonalizing adjustments were made to the data. When seasonal patterns are observed, data may be deseasonalized so that the resulting limits will correctly account for the seasonality as a predictable pattern rather than random variation or a release.

Trend Test Evaluation

While trends may be identified by visual inspection, a quantification of the trend and its significance is needed. The Sen's Slope/Mann Kendall trend test was used to evaluate all data at each upgradient well to identify statistically significant increasing or decreasing trends. In the absence of suspected contamination, significant trending data are typically

not included as part of the background data used for construction of prediction limits. This step serves to eliminate the trend and, thus, reduce variation in background. When statistically significant trends are present, all available data are evaluated to determine whether earlier concentration levels are significantly different than current reported concentrations and will be deselected as necessary. When any records of data are truncated for the reasons above, a summary report will be provided to show the date ranges used in construction of the statistical limits.

Although the results of the trend analyses showed statistically significant decreasing and increasing trends at individual upgradient wells for the Appendix III and IV parameters, the concentrations were similar to those reported in other upgradient wells. Additionally, concentrations for some Appendix IV parameters well/constituent pairs were below respective regulatory standards (such as an MCL). Therefore, truncating earlier measurements within an individual upgradient well would have no bearing on resulting statistical limits that are constructed using pooled data from all upgradient wells. If the observed decreasing or increasing trends persist over a longer time frame and influence resulting statistical limits, some records may require truncation.

Statistical Analysis of Appendix III Parameters – February 2026

Appendix III parameters were analyzed using interwell prediction limits. Background (upgradient) well data were reassessed for potential outliers using visual screening during this analysis. Values in background which have been flagged as outliers may be seen in a lighter font and as a disconnected symbol on the graphs. The February 2026 reported measurement for pH at upgradient well YGWA-3D was flagged because the observation is higher than and not consistent with remaining measurements among upgradient well data. This step results in a conservative (i.e., lower) statistical limit capable of detecting changes in groundwater quality. A summary of flagged outliers follows this report (Figure C).

Interwell Prediction Limits

Interwell prediction limits, combined with a 1-of-2 resample plan, were constructed using all historical pooled upgradient well data through February 2026 (Figure D). Interwell prediction limits pool upgradient well data to establish a background limit for an individual constituent. The February 2026 sample from each downgradient well is compared to the background limit to determine whether initial exceedances are present.

In the event of an initial exceedance of compliance well data, the 1-of-2 resample plan allows for collection of one additional sample to determine whether the initial exceedance

is confirmed. When a resample confirms the initial exceedance, a statistically significant increase (SSI) is identified and further research would be required to identify the cause of the exceedance (i.e., impact from the site, natural variation, or an off-site source). If the resample falls within the statistical limit, the initial exceedance is considered a false positive result and, therefore, no exceedance is noted and no further action is necessary. If no resample is collected, the original result is considered a confirmed exceedance. Prediction limit exceedances were noted for the following Appendix III well/constituent pairs:

- Boron: YGWC-26I, YGWC-26S, YGWC-27I, YGWC-27S, YGWC-28I, YGWC-28S, and YGWC-29IB
- Chloride: YGWC-26I, YGWC-26S, YGWC-27S, and YGWC-28S

Trend Test Evaluation – Appendix III

When prediction limit exceedances are identified in downgradient wells, data are further evaluated using the Sen's Slope/Mann Kendall trend test to determine whether concentrations are statistically increasing, decreasing, or stable at the 99% confidence level (Figure E). Upgradient wells are included in the trend analyses for all parameters found to exceed their prediction limit in downgradient wells to identify whether similar patterns exist upgradient of the site. Upgradient trends are an indication of variability in groundwater unrelated to practices at the site. Both a summary and complete graphical results of the trend tests follow this report. Statistically significant trends were identified for the following downgradient and associated upgradient well/constituent pairs:

Increasing

- Boron: YGWA-39 (upgradient) and YGWC-26S
- Chloride: GWA-2, YGWA-4I, YGWA-17S, YGWA-18I, and YGWA-20S (all upgradient)

Decreasing

- Boron: YGWA-40 (upgradient), YGWC-26I, YGWC-27S, and YGWC-28I
- Chloride: YGWA-3D, YGWA-5D, YGWA-47 (all upgradient), YGWC-26I, YGWC-26S, YGWC-27S, and YGWC-28S

A complete list of trend test results may be found following this letter in the Trend Test Summary Table.

Statistical Analysis of Appendix IV Parameters – February 2026

For analysis of Appendix IV parameters, confidence intervals for each downgradient well/constituent pair were compared against corresponding GWPS. GWPS were developed as described below. Data from all wells for Appendix IV parameters are reassessed for outliers using visual screening during each analysis. No additional values for Appendix IV parameters were flagged during this analysis.

The reported measurements of cobalt from August 2020 through August 2022 in upgradient well GWA-2 were previously flagged as outliers as these measurements were substantially higher than remaining measurements at this well. This step results in statistical limits that are conservative (i.e., lower) from a regulatory perspective. If further studies indicate these measurements represent variation in groundwater quality, the values will be re-evaluated for construction of interwell tolerance limits. Note that the February 2025 observation for cobalt at upgradient well YGWA-21I was unflagged during this analysis as similar concentrations have been reported and the value is no longer deemed spurious. All upgradient concentrations will be re-evaluated in future analyses.

Data among downgradient wells were also re-evaluated during this analysis, and no additional values were flagged as outliers. A summary of flagged outliers follows this report (Figure C).

Interwell Upper Tolerance Limits

Interwell tolerance limits were used to calculate site-specific background limits from all available pooled upgradient well data through February 2026 for Appendix IV constituents (Figure F). Parametric tolerance limits are calculated, with a target of 95% confidence and 95% coverage, when data follow a normal or transformed-normal distribution. When data contained greater than 50% non-detects or did not follow a normal or transformed-normal distribution, non-parametric tolerance limits were constructed using the highest background measurement. The confidence and coverage levels for nonparametric tolerance limits are dependent upon the number of background samples.

Groundwater Protection Standards

The background limits were then used when determining the groundwater protection standard (GWPS) under 40 CFR §257.95(h) and Georgia EPD Rule 391-3-4-.10(6)(a). On July 30, 2018, US EPA revised the Federal CCR rule updating GWPS for cobalt, lead, lithium, and molybdenum as described above in 40 CFR §257.95(h)(2). Effective on February 22,

2022, Georgia EPD incorporated the updated GWPS into the current Georgia EPD Rules for Solid Waste Management 391-3-4-.10(6)(a). In accordance with the updated Rules, the GWPS is:

- The maximum contaminant level (MCL) established under §141.62 and §141.66 of this title
- Where an MCL has not been established for a constituent, Federal and State CCR Rules specify levels for cobalt (0.006 mg/L), lead (0.015 mg/L), lithium (0.040 mg/L), and molybdenum (0.100 mg/L)
- The respective background level for a constituent when the background level is higher than the MCL or Federal CCR Rule identified GWPS

Following Georgia EPD Rule requirements and the Federal CCR requirements, GWPS were established for statistical comparison of Appendix IV constituents for this sample event (Figure G).

Confidence Intervals

To complete the statistical comparison to GWPS, confidence intervals using data through February 2026 were constructed for each of the Appendix IV constituents in each downgradient well with 8 or more samples (Figure H). As mentioned above, confidence intervals were not required for downgradient well/constituent pairs containing 100% non-detects since 2016.

The confidence intervals were calculated, either parametric or nonparametric, depending on the data distribution and percentage of non-detects. When data followed a normal or transformed-normal distribution, parametric confidence intervals were used for Appendix IV parameters. Nonparametric confidence intervals, which use the appropriate order statistics, depending on the sample size, as interval limits, were constructed when data did not follow a normal or transformed-normal distribution or when there were greater than 50% non-detects. The lower confidence limit, which is constructed with 99% confidence for parametric confidence intervals, is compared to the GWPS prepared as described above. The achievable confidence level associated with nonparametric confidence intervals is dependent upon the number of samples available.

Only when the entire confidence interval is above a GWPS is the downgradient well/constituent pair considered to exceed its respective standard. If there is an exceedance of the GWPS, a statistically significant level (SSL) exceedance is identified. Summaries of the confidence interval results, along with graphical comparison against GWPS follow this letter. No exceedances were identified.

Trend Test Evaluation – Appendix IV

Data at wells with confidence interval exceedances are further evaluated using the Sen's Slope/Mann Kendall trend test at the 95% confidence level to determine whether concentrations are statistically increasing, decreasing, or stable. Upgradient wells are included in the trend analyses to identify whether similar patterns exist upgradient of the site for the same constituents. When trends are present in upgradient wells, it is an indication of variability in groundwater quality unrelated to practices at the site. Since no exceedances were identified, no trend tests were required.

Summary

Observations from the February 2026 sample event at Yates AP-2 were compared to established interwell prediction limits for all Appendix III constituents. Exceedances were identified for the following well/constituent pairs:

- Boron: YGWC-26I, YGWC-26S, YGWC-27I, YGWC-27S, YGWC-28I, YGWC-28S, and YGWC-29IB
- Chloride: YGWC-26I, YGWC-26S, YGWC-27S, and YGWC-28S

When confidence intervals were constructed on downgradient wells for Appendix IV constituents and compared to respective GWPS, no exceedances were identified.

Thank you for the opportunity to assist you in the statistical analysis of groundwater quality for Plant Yates AP-2. If you have any questions or comments, please feel free to contact us.

For Groundwater Stats Consulting,

Abdul Diane
Groundwater Analyst

Andrew T. Collins
Project Manager & Statistician

Table of Contents

Summary Tables	14
Figure A. Time Series	24
Figure B. Box Plots	207
Figure C. Outlier Summary	228
Figure D. Appendix III Prediction Limits	230
Figure E. Appendix III Trend Tests - Prediction Limit Exceedances	319
Figure F. Upper Tolerance Limits	335
Figure G. Groundwater Protection Standards	356
Figure H. Confidence Intervals	358

Summary Tables

100% Non-Detects: Appendix IV Downgradient

Analysis Run 5/6/2026 2:51 PM View: Confidence Intervals
Plant Yates Client: Southern Company Data: Yates AP-2

Antimony (mg/L)
YGWC-28S

Beryllium (mg/L)
YGWC-26I, YGWC-28I, YGWC-28S, YGWC-29IB

Cadmium (mg/L)
YGWC-26I, YGWC-26S, YGWC-27I, YGWC-27S

Cobalt (mg/L)
YGWC-26I

Lead (mg/L)
YGWC-27I, YGWC-28I

Lithium (mg/L)
YGWC-26S

Molybdenum (mg/L)
YGWC-26I, YGWC-26S, YGWC-27S

Selenium (mg/L)
YGWC-27I, YGWC-27S, YGWC-29IB

Thallium (mg/L)
YGWC-26I, YGWC-27I, YGWC-28I, YGWC-28S

Appendix III Interwell Prediction Limits - Significant Results

Plant Yates Client: Southern Company Data: Yates AP-2 Printed 5/6/2026, 2:03 PM

Constituent	Well	Upper Lim.	Lower Lim.	Date	Observ.	Sig.	Bg N	Bg Mean	Std. Dev.	%NDs	ND Adj.	Transform	Alpha	Method
Boron (mg/L)	**YGWC-26I**	**0.16**	**n/a**	**2/18/2026**	**0.76**	**Yes**	**479**	**n/a**	**n/a**	**52.19**	**n/a**	**n/a**	**0.00004918**	**NP Inter (NDs) 1 of 2**
Boron (mg/L)	**YGWC-26S**	**0.16**	**n/a**	**2/18/2026**	**0.91**	**Yes**	**479**	**n/a**	**n/a**	**52.19**	**n/a**	**n/a**	**0.00004918**	**NP Inter (NDs) 1 of 2**
Boron (mg/L)	**YGWC-27I**	**0.16**	**n/a**	**2/18/2026**	**2.2**	**Yes**	**479**	**n/a**	**n/a**	**52.19**	**n/a**	**n/a**	**0.00004918**	**NP Inter (NDs) 1 of 2**
Boron (mg/L)	**YGWC-27S**	**0.16**	**n/a**	**2/18/2026**	**1.1**	**Yes**	**479**	**n/a**	**n/a**	**52.19**	**n/a**	**n/a**	**0.00004918**	**NP Inter (NDs) 1 of 2**
Boron (mg/L)	**YGWC-28I**	**0.16**	**n/a**	**2/19/2026**	**2.1**	**Yes**	**479**	**n/a**	**n/a**	**52.19**	**n/a**	**n/a**	**0.00004918**	**NP Inter (NDs) 1 of 2**
Boron (mg/L)	**YGWC-28S**	**0.16**	**n/a**	**2/19/2026**	**2.6**	**Yes**	**479**	**n/a**	**n/a**	**52.19**	**n/a**	**n/a**	**0.00004918**	**NP Inter (NDs) 1 of 2**
Boron (mg/L)	**YGWC-29IB**	**0.16**	**n/a**	**2/18/2026**	**0.94**	**Yes**	**479**	**n/a**	**n/a**	**52.19**	**n/a**	**n/a**	**0.00004918**	**NP Inter (NDs) 1 of 2**
Chloride (mg/L)	**YGWC-26I**	**12.7**	**n/a**	**2/18/2026**	**15.5**	**Yes**	**484**	**n/a**	**n/a**	**0**	**n/a**	**n/a**	**0.00004918**	**NP Inter (normality) 1 of 2**
Chloride (mg/L)	**YGWC-26S**	**12.7**	**n/a**	**2/18/2026**	**14.4**	**Yes**	**484**	**n/a**	**n/a**	**0**	**n/a**	**n/a**	**0.00004918**	**NP Inter (normality) 1 of 2**
Chloride (mg/L)	**YGWC-27S**	**12.7**	**n/a**	**2/18/2026**	**13.9**	**Yes**	**484**	**n/a**	**n/a**	**0**	**n/a**	**n/a**	**0.00004918**	**NP Inter (normality) 1 of 2**
Chloride (mg/L)	**YGWC-28S**	**12.7**	**n/a**	**2/19/2026**	**15.9**	**Yes**	**484**	**n/a**	**n/a**	**0**	**n/a**	**n/a**	**0.00004918**	**NP Inter (normality) 1 of 2**

Appendix III Interwell Prediction Limits - All Results

Plant Yates Client: Southern Company Data: Yates AP-2 Printed 5/6/2026, 2:03 PM

Constituent	Well	Upper Lim.	Lower Lim.	Date	Observ.	Sig.	Bg N	Bg Mean	Std. Dev.	%NDs	ND Adj.	Transform	Alpha	Method
Boron (mg/L)	**YGWC-26I**	**0.16**	**n/a**	**2/18/2026**	**0.76**	**Yes**	**479**	**n/a**	**n/a**	**52.19**	**n/a**	**n/a**	**0.00004918**	**NP Inter (NDs) 1 of 2**
Boron (mg/L)	**YGWC-26S**	**0.16**	**n/a**	**2/18/2026**	**0.91**	**Yes**	**479**	**n/a**	**n/a**	**52.19**	**n/a**	**n/a**	**0.00004918**	**NP Inter (NDs) 1 of 2**
Boron (mg/L)	**YGWC-27I**	**0.16**	**n/a**	**2/18/2026**	**2.2**	**Yes**	**479**	**n/a**	**n/a**	**52.19**	**n/a**	**n/a**	**0.00004918**	**NP Inter (NDs) 1 of 2**
Boron (mg/L)	**YGWC-27S**	**0.16**	**n/a**	**2/18/2026**	**1.1**	**Yes**	**479**	**n/a**	**n/a**	**52.19**	**n/a**	**n/a**	**0.00004918**	**NP Inter (NDs) 1 of 2**
Boron (mg/L)	**YGWC-28I**	**0.16**	**n/a**	**2/19/2026**	**2.1**	**Yes**	**479**	**n/a**	**n/a**	**52.19**	**n/a**	**n/a**	**0.00004918**	**NP Inter (NDs) 1 of 2**
Boron (mg/L)	**YGWC-28S**	**0.16**	**n/a**	**2/19/2026**	**2.6**	**Yes**	**479**	**n/a**	**n/a**	**52.19**	**n/a**	**n/a**	**0.00004918**	**NP Inter (NDs) 1 of 2**
Boron (mg/L)	**YGWC-29IB**	**0.16**	**n/a**	**2/18/2026**	**0.94**	**Yes**	**479**	**n/a**	**n/a**	**52.19**	**n/a**	**n/a**	**0.00004918**	**NP Inter (NDs) 1 of 2**
Calcium (mg/L)	YGWC-26I	37	n/a	2/18/2026	17.2	No	485	n/a	n/a	0.6186	n/a	n/a	0.00004918	NP Inter (normality) 1 of 2
Calcium (mg/L)	YGWC-26S	37	n/a	2/18/2026	11	No	485	n/a	n/a	0.6186	n/a	n/a	0.00004918	NP Inter (normality) 1 of 2
Calcium (mg/L)	YGWC-27I	37	n/a	2/18/2026	22.6	No	485	n/a	n/a	0.6186	n/a	n/a	0.00004918	NP Inter (normality) 1 of 2
Calcium (mg/L)	YGWC-27S	37	n/a	2/18/2026	23.8	No	485	n/a	n/a	0.6186	n/a	n/a	0.00004918	NP Inter (normality) 1 of 2
Calcium (mg/L)	YGWC-28I	37	n/a	2/19/2026	32.6	No	485	n/a	n/a	0.6186	n/a	n/a	0.00004918	NP Inter (normality) 1 of 2
Calcium (mg/L)	YGWC-28S	37	n/a	2/19/2026	28.4	No	485	n/a	n/a	0.6186	n/a	n/a	0.00004918	NP Inter (normality) 1 of 2
Calcium (mg/L)	YGWC-29IB	37	n/a	2/18/2026	11.9	No	485	n/a	n/a	0.6186	n/a	n/a	0.00004918	NP Inter (normality) 1 of 2
Chloride (mg/L)	**YGWC-26I**	**12.7**	**n/a**	**2/18/2026**	**15.5**	**Yes**	**484**	**n/a**	**n/a**	**0**	**n/a**	**n/a**	**0.00004918**	**NP Inter (normality) 1 of 2**
Chloride (mg/L)	**YGWC-26S**	**12.7**	**n/a**	**2/18/2026**	**14.4**	**Yes**	**484**	**n/a**	**n/a**	**0**	**n/a**	**n/a**	**0.00004918**	**NP Inter (normality) 1 of 2**
Chloride (mg/L)	YGWC-27I	12.7	n/a	2/18/2026	11.7	No	484	n/a	n/a	0	n/a	n/a	0.00004918	NP Inter (normality) 1 of 2
Chloride (mg/L)	**YGWC-27S**	**12.7**	**n/a**	**2/18/2026**	**13.9**	**Yes**	**484**	**n/a**	**n/a**	**0**	**n/a**	**n/a**	**0.00004918**	**NP Inter (normality) 1 of 2**
Chloride (mg/L)	YGWC-28I	12.7	n/a	2/19/2026	10.2	No	484	n/a	n/a	0	n/a	n/a	0.00004918	NP Inter (normality) 1 of 2
Chloride (mg/L)	**YGWC-28S**	**12.7**	**n/a**	**2/19/2026**	**15.9**	**Yes**	**484**	**n/a**	**n/a**	**0**	**n/a**	**n/a**	**0.00004918**	**NP Inter (normality) 1 of 2**
Chloride (mg/L)	YGWC-29IB	12.7	n/a	2/18/2026	8.8	No	484	n/a	n/a	0	n/a	n/a	0.00004918	NP Inter (normality) 1 of 2
Fluoride (mg/L)	YGWC-26I	1.1	n/a	2/18/2026	0.082J	No	554	n/a	n/a	54.33	n/a	n/a	0.00004918	NP Inter (NDs) 1 of 2
Fluoride (mg/L)	YGWC-26S	1.1	n/a	2/18/2026	0.059J	No	554	n/a	n/a	54.33	n/a	n/a	0.00004918	NP Inter (NDs) 1 of 2
Fluoride (mg/L)	YGWC-27I	1.1	n/a	2/18/2026	0.096J	No	554	n/a	n/a	54.33	n/a	n/a	0.00004918	NP Inter (NDs) 1 of 2
Fluoride (mg/L)	YGWC-27S	1.1	n/a	2/18/2026	0.12	No	554	n/a	n/a	54.33	n/a	n/a	0.00004918	NP Inter (NDs) 1 of 2
Fluoride (mg/L)	YGWC-28I	1.1	n/a	2/19/2026	0.12	No	554	n/a	n/a	54.33	n/a	n/a	0.00004918	NP Inter (NDs) 1 of 2
Fluoride (mg/L)	YGWC-28S	1.1	n/a	2/19/2026	0.18	No	554	n/a	n/a	54.33	n/a	n/a	0.00004918	NP Inter (NDs) 1 of 2
Fluoride (mg/L)	YGWC-29IB	1.1	n/a	2/18/2026	0.099J	No	554	n/a	n/a	54.33	n/a	n/a	0.00004918	NP Inter (NDs) 1 of 2
pH, Field (SU)	YGWC-26I	8.39	4.4	2/18/2026	5.95	No	562	n/a	n/a	0	n/a	n/a	0.00009836	NP Inter (normality) 1 of 2
pH, Field (SU)	YGWC-26S	8.39	4.4	2/18/2026	5.68	No	562	n/a	n/a	0	n/a	n/a	0.00009836	NP Inter (normality) 1 of 2
pH, Field (SU)	YGWC-27I	8.39	4.4	2/18/2026	6.46	No	562	n/a	n/a	0	n/a	n/a	0.00009836	NP Inter (normality) 1 of 2
pH, Field (SU)	YGWC-27S	8.39	4.4	2/18/2026	6.31	No	562	n/a	n/a	0	n/a	n/a	0.00009836	NP Inter (normality) 1 of 2
pH, Field (SU)	YGWC-28I	8.39	4.4	2/19/2026	6.63	No	562	n/a	n/a	0	n/a	n/a	0.00009836	NP Inter (normality) 1 of 2
pH, Field (SU)	YGWC-28S	8.39	4.4	2/19/2026	6.59	No	562	n/a	n/a	0	n/a	n/a	0.00009836	NP Inter (normality) 1 of 2
pH, Field (SU)	YGWC-29IB	8.39	4.4	2/18/2026	6.06	No	562	n/a	n/a	0	n/a	n/a	0.00009836	NP Inter (normality) 1 of 2
Sulfate (mg/L)	YGWC-26I	160	n/a	2/18/2026	83.9	No	485	n/a	n/a	4.536	n/a	n/a	0.00004918	NP Inter (normality) 1 of 2
Sulfate (mg/L)	YGWC-26S	160	n/a	2/18/2026	83.1	No	485	n/a	n/a	4.536	n/a	n/a	0.00004918	NP Inter (normality) 1 of 2
Sulfate (mg/L)	YGWC-27I	160	n/a	2/18/2026	5.1	No	485	n/a	n/a	4.536	n/a	n/a	0.00004918	NP Inter (normality) 1 of 2
Sulfate (mg/L)	YGWC-27S	160	n/a	2/18/2026	17.3	No	485	n/a	n/a	4.536	n/a	n/a	0.00004918	NP Inter (normality) 1 of 2
Sulfate (mg/L)	YGWC-28I	160	n/a	2/19/2026	10.2	No	485	n/a	n/a	4.536	n/a	n/a	0.00004918	NP Inter (normality) 1 of 2
Sulfate (mg/L)	YGWC-28S	160	n/a	2/19/2026	2.5	No	485	n/a	n/a	4.536	n/a	n/a	0.00004918	NP Inter (normality) 1 of 2
Sulfate (mg/L)	YGWC-29IB	160	n/a	2/18/2026	46.3	No	485	n/a	n/a	4.536	n/a	n/a	0.00004918	NP Inter (normality) 1 of 2
TDS (mg/L)	YGWC-26I	319	n/a	2/18/2026	226	No	478	n/a	n/a	0.4184	n/a	n/a	0.00004918	NP Inter (normality) 1 of 2
TDS (mg/L)	YGWC-26S	319	n/a	2/18/2026	187	No	478	n/a	n/a	0.4184	n/a	n/a	0.00004918	NP Inter (normality) 1 of 2
TDS (mg/L)	YGWC-27I	319	n/a	2/18/2026	178	No	478	n/a	n/a	0.4184	n/a	n/a	0.00004918	NP Inter (normality) 1 of 2
TDS (mg/L)	YGWC-27S	319	n/a	2/18/2026	153	No	478	n/a	n/a	0.4184	n/a	n/a	0.00004918	NP Inter (normality) 1 of 2
TDS (mg/L)	YGWC-28I	319	n/a	2/19/2026	200	No	478	n/a	n/a	0.4184	n/a	n/a	0.00004918	NP Inter (normality) 1 of 2
TDS (mg/L)	YGWC-28S	319	n/a	2/19/2026	208	No	478	n/a	n/a	0.4184	n/a	n/a	0.00004918	NP Inter (normality) 1 of 2
TDS (mg/L)	YGWC-29IB	319	n/a	2/18/2026	159	No	478	n/a	n/a	0.4184	n/a	n/a	0.00004918	NP Inter (normality) 1 of 2

Appendix III Trend Tests - Prediction Limit Exceedances - Significant Results

Plant Yates Client: Southern Company Data: Yates AP-2 Printed 5/6/2026, 2:07 PM

Constituent	Well	Slope	Calc.	Critical	Sig.	N	%NDs	Normality	Xform	Alpha	Method
Boron (mg/L)	**YGWA-39 (bg)**	**0.01486**	**147**	**98**	**Yes**	**23**	**4.348**	**n/a**	**n/a**	**0.01**	**NP**
Boron (mg/L)	**YGWA-40 (bg)**	**-0.009267**	**-149**	**-98**	**Yes**	**23**	**0**	**n/a**	**n/a**	**0.01**	**NP**
Boron (mg/L)	**YGWC-26I**	**-0.03335**	**-185**	**-118**	**Yes**	**26**	**0**	**n/a**	**n/a**	**0.01**	**NP**
Boron (mg/L)	**YGWC-26S**	**0.01726**	**169**	**118**	**Yes**	**26**	**0**	**n/a**	**n/a**	**0.01**	**NP**
Boron (mg/L)	**YGWC-27S**	**-0.05591**	**-184**	**-118**	**Yes**	**26**	**0**	**n/a**	**n/a**	**0.01**	**NP**
Boron (mg/L)	**YGWC-28I**	**-0.07363**	**-125**	**-118**	**Yes**	**26**	**0**	**n/a**	**n/a**	**0.01**	**NP**
Chloride (mg/L)	**GWA-2 (bg)**	**0.2946**	**117**	**81**	**Yes**	**20**	**0**	**n/a**	**n/a**	**0.01**	**NP**
Chloride (mg/L)	**YGWA-3D (bg)**	**-0.02989**	**-156**	**-118**	**Yes**	**26**	**0**	**n/a**	**n/a**	**0.01**	**NP**
Chloride (mg/L)	**YGWA-4I (bg)**	**0.1025**	**155**	**118**	**Yes**	**26**	**0**	**n/a**	**n/a**	**0.01**	**NP**
Chloride (mg/L)	**YGWA-5D (bg)**	**-0.4534**	**-247**	**-124**	**Yes**	**27**	**0**	**n/a**	**n/a**	**0.01**	**NP**
Chloride (mg/L)	**YGWA-17S (bg)**	**0.86**	**282**	**124**	**Yes**	**27**	**0**	**n/a**	**n/a**	**0.01**	**NP**
Chloride (mg/L)	**YGWA-18I (bg)**	**0.08916**	**163**	**118**	**Yes**	**26**	**0**	**n/a**	**n/a**	**0.01**	**NP**
Chloride (mg/L)	**YGWA-20S (bg)**	**0.08293**	**199**	**124**	**Yes**	**27**	**0**	**n/a**	**n/a**	**0.01**	**NP**
Chloride (mg/L)	**YGWA-47 (bg)**	**-0.2635**	**-160**	**-98**	**Yes**	**23**	**0**	**n/a**	**n/a**	**0.01**	**NP**
Chloride (mg/L)	**YGWC-26I**	**-0.3484**	**-192**	**-118**	**Yes**	**26**	**0**	**n/a**	**n/a**	**0.01**	**NP**
Chloride (mg/L)	**YGWC-26S**	**-0.2361**	**-137**	**-118**	**Yes**	**26**	**0**	**n/a**	**n/a**	**0.01**	**NP**
Chloride (mg/L)	**YGWC-27S**	**-1.211**	**-222**	**-118**	**Yes**	**26**	**0**	**n/a**	**n/a**	**0.01**	**NP**
Chloride (mg/L)	**YGWC-28S**	**-0.3395**	**-169**	**-118**	**Yes**	**26**	**0**	**n/a**	**n/a**	**0.01**	**NP**

Appendix III Trend Tests - Prediction Limit Exceedances - All Results

Plant Yates Client: Southern Company Data: Yates AP-2 Printed 5/6/2026, 2:07 PM

Constituent	Well	Slope	Calc.	Critical	Sig.	N	%NDs	Normality	Xform	Alpha	Method
Boron (mg/L)	GWA-2 (bg)	0	26	81	No	20	65	n/a	n/a	0.01	NP
Boron (mg/L)	YGWA-1D (bg)	0.00143	111	118	No	26	50	n/a	n/a	0.01	NP
Boron (mg/L)	YGWA-1I (bg)	0	6	118	No	26	73.08	n/a	n/a	0.01	NP
Boron (mg/L)	YGWA-2I (bg)	0	22	118	No	26	84.62	n/a	n/a	0.01	NP
Boron (mg/L)	YGWA-3D (bg)	0	56	118	No	26	69.23	n/a	n/a	0.01	NP
Boron (mg/L)	YGWA-3I (bg)	0	12	118	No	26	88.46	n/a	n/a	0.01	NP
Boron (mg/L)	YGWA-4I (bg)	0	43	118	No	26	76.92	n/a	n/a	0.01	NP
Boron (mg/L)	YGWA-5D (bg)	0.0004313	109	118	No	26	23.08	n/a	n/a	0.01	NP
Boron (mg/L)	YGWA-5I (bg)	0	2	118	No	26	69.23	n/a	n/a	0.01	NP
Boron (mg/L)	YGWA-14S (bg)	0	2	118	No	26	3.846	n/a	n/a	0.01	NP
Boron (mg/L)	YGWA-17S (bg)	0.0004873	114	118	No	26	15.38	n/a	n/a	0.01	NP
Boron (mg/L)	YGWA-18I (bg)	0	6	118	No	26	84.62	n/a	n/a	0.01	NP
Boron (mg/L)	YGWA-18S (bg)	0.001174	106	118	No	26	30.77	n/a	n/a	0.01	NP
Boron (mg/L)	YGWA-20S (bg)	0	5	118	No	26	92.31	n/a	n/a	0.01	NP
Boron (mg/L)	YGWA-21I (bg)	0	-52	-118	No	26	50	n/a	n/a	0.01	NP
Boron (mg/L)	YGWA-30I (bg)	0	2	118	No	26	88.46	n/a	n/a	0.01	NP
Boron (mg/L)	**YGWA-39 (bg)**	**0.01486**	**147**	**98**	**Yes**	**23**	**4.348**	**n/a**	**n/a**	**0.01**	**NP**
Boron (mg/L)	**YGWA-40 (bg)**	**-0.009267**	**-149**	**-98**	**Yes**	**23**	**0**	**n/a**	**n/a**	**0.01**	**NP**
Boron (mg/L)	YGWA-47 (bg)	0.0001179	11	98	No	23	8.696	n/a	n/a	0.01	NP
Boron (mg/L)	**YGWC-26I**	**-0.03335**	**-185**	**-118**	**Yes**	**26**	**0**	**n/a**	**n/a**	**0.01**	**NP**
Boron (mg/L)	**YGWC-26S**	**0.01726**	**169**	**118**	**Yes**	**26**	**0**	**n/a**	**n/a**	**0.01**	**NP**
Boron (mg/L)	YGWC-27I	0.01164	31	118	No	26	0	n/a	n/a	0.01	NP
Boron (mg/L)	**YGWC-27S**	**-0.05591**	**-184**	**-118**	**Yes**	**26**	**0**	**n/a**	**n/a**	**0.01**	**NP**
Boron (mg/L)	**YGWC-28I**	**-0.07363**	**-125**	**-118**	**Yes**	**26**	**0**	**n/a**	**n/a**	**0.01**	**NP**
Boron (mg/L)	YGWC-28S	-0.01912	-47	-118	No	26	0	n/a	n/a	0.01	NP
Boron (mg/L)	YGWC-29IB	-0.001188	-16	-118	No	26	0	n/a	n/a	0.01	NP
Chloride (mg/L)	**GWA-2 (bg)**	**0.2946**	**117**	**81**	**Yes**	**20**	**0**	**n/a**	**n/a**	**0.01**	**NP**
Chloride (mg/L)	YGWA-1D (bg)	0	-56	-118	No	26	0	n/a	n/a	0.01	NP
Chloride (mg/L)	YGWA-1I (bg)	-0.01298	-72	-118	No	26	0	n/a	n/a	0.01	NP
Chloride (mg/L)	YGWA-2I (bg)	-0.01356	-70	-118	No	26	0	n/a	n/a	0.01	NP
Chloride (mg/L)	**YGWA-3D (bg)**	**-0.02989**	**-156**	**-118**	**Yes**	**26**	**0**	**n/a**	**n/a**	**0.01**	**NP**
Chloride (mg/L)	YGWA-3I (bg)	-0.01855	-116	-118	No	26	0	n/a	n/a	0.01	NP
Chloride (mg/L)	**YGWA-4I (bg)**	**0.1025**	**155**	**118**	**Yes**	**26**	**0**	**n/a**	**n/a**	**0.01**	**NP**
Chloride (mg/L)	**YGWA-5D (bg)**	**-0.4534**	**-247**	**-124**	**Yes**	**27**	**0**	**n/a**	**n/a**	**0.01**	**NP**
Chloride (mg/L)	YGWA-5I (bg)	0.04074	77	124	No	27	0	n/a	n/a	0.01	NP
Chloride (mg/L)	YGWA-14S (bg)	0.06983	84	118	No	26	0	n/a	n/a	0.01	NP
Chloride (mg/L)	**YGWA-17S (bg)**	**0.86**	**282**	**124**	**Yes**	**27**	**0**	**n/a**	**n/a**	**0.01**	**NP**
Chloride (mg/L)	**YGWA-18I (bg)**	**0.08916**	**163**	**118**	**Yes**	**26**	**0**	**n/a**	**n/a**	**0.01**	**NP**
Chloride (mg/L)	YGWA-18S (bg)	0.06114	86	118	No	26	0	n/a	n/a	0.01	NP
Chloride (mg/L)	**YGWA-20S (bg)**	**0.08293**	**199**	**124**	**Yes**	**27**	**0**	**n/a**	**n/a**	**0.01**	**NP**
Chloride (mg/L)	YGWA-21I (bg)	-0.05062	-92	-124	No	27	0	n/a	n/a	0.01	NP
Chloride (mg/L)	YGWA-30I (bg)	-0.02598	-112	-118	No	26	0	n/a	n/a	0.01	NP
Chloride (mg/L)	YGWA-39 (bg)	0.3457	97	98	No	23	0	n/a	n/a	0.01	NP
Chloride (mg/L)	YGWA-40 (bg)	0.1442	87	98	No	23	0	n/a	n/a	0.01	NP
Chloride (mg/L)	**YGWA-47 (bg)**	**-0.2635**	**-160**	**-98**	**Yes**	**23**	**0**	**n/a**	**n/a**	**0.01**	**NP**
Chloride (mg/L)	**YGWC-26I**	**-0.3484**	**-192**	**-118**	**Yes**	**26**	**0**	**n/a**	**n/a**	**0.01**	**NP**
Chloride (mg/L)	**YGWC-26S**	**-0.2361**	**-137**	**-118**	**Yes**	**26**	**0**	**n/a**	**n/a**	**0.01**	**NP**
Chloride (mg/L)	**YGWC-27S**	**-1.211**	**-222**	**-118**	**Yes**	**26**	**0**	**n/a**	**n/a**	**0.01**	**NP**
Chloride (mg/L)	**YGWC-28S**	**-0.3395**	**-169**	**-118**	**Yes**	**26**	**0**	**n/a**	**n/a**	**0.01**	**NP**

Upper Tolerance Limits

Plant Yates Client: Southern Company Data: Yates AP-2 Printed 5/13/2026, 1:32 PM

Constituent	Well	Upper Lim.	Lower Lim.	Date	Observ.	Sig.	Bg N	%NDs	Transform	Alpha	Method
Antimony (mg/L)	n/a	0.0047	n/a	n/a	n/a	n/a	503	87.48	n/a	NaN	NP Inter(NDs)
Arsenic (mg/L)	n/a	0.0046	n/a	n/a	n/a	n/a	551	75.68	n/a	NaN	NP Inter(NDs)
Barium (mg/L)	n/a	0.21	n/a	n/a	n/a	n/a	551	1.996	n/a	NaN	NP Inter(normality)
Beryllium (mg/L)	n/a	0.0011	n/a	n/a	n/a	n/a	535	80.93	n/a	NaN	NP Inter(NDs)
Cadmium (mg/L)	n/a	0.00063	n/a	n/a	n/a	n/a	535	95.14	n/a	NaN	NP Inter(NDs)
Chromium (mg/L)	n/a	0.0093	n/a	n/a	n/a	n/a	503	79.32	n/a	NaN	NP Inter(NDs)
Cobalt (mg/L)	n/a	0.041	n/a	n/a	n/a	n/a	545	69.36	n/a	NaN	NP Inter(NDs)
Combined Radium 226 + 228 (pCi/L)	n/a	6.92	n/a	n/a	n/a	n/a	529	0	n/a	NaN	NP Inter(normality)
Fluoride (mg/L)	n/a	1.1	n/a	n/a	n/a	n/a	554	54.33	n/a	NaN	NP Inter(NDs)
Lead (mg/L)	n/a	0.0013	n/a	n/a	n/a	n/a	505	88.71	n/a	NaN	NP Inter(NDs)
Lithium (mg/L)	n/a	0.0284	n/a	n/a	n/a	n/a	529	26.28	n/a	NaN	NP Inter(normality)
Mercury (mg/L)	n/a	0.00064	n/a	n/a	n/a	n/a	459	87.36	n/a	NaN	NP Inter(NDs)
Molybdenum (mg/L)	n/a	0.03	n/a	n/a	n/a	n/a	493	61.87	n/a	NaN	NP Inter(NDs)
Selenium (mg/L)	n/a	0.005	n/a	n/a	n/a	n/a	533	92.5	n/a	NaN	NP Inter(NDs)
Thallium (mg/L)	n/a	0.00053	n/a	n/a	n/a	n/a	467	97.43	n/a	NaN	NP Inter(NDs)

YATES ASH POND 2 GWPS				
Constituent Name	**MCL**	**CCR-Rule Specified**	**Background Limit**	**GWPS**
Antimony, Total (mg/L)	0.006		0.0047	0.006
Arsenic, Total (mg/L)	0.01		0.0046	0.01
Barium, Total (mg/L)	2		0.21	2
Beryllium, Total (mg/L)	0.004		0.0011	0.004
Cadmium, Total (mg/L)	0.005		0.00063	0.005
Chromium, Total (mg/L)	0.1		0.0093	0.1
Cobalt, Total (mg/L)		0.006	0.041	0.041
Combined Radium, Total (pCi/L)	5		6.92	6.92
Fluoride, Total (mg/L)	4		1.1	4
Lead, Total (mg/L)		0.015	0.0013	0.015
Lithium, Total (mg/L)		0.04	0.028	0.04
Mercury, Total (mg/L)	0.002		0.00064	0.002
Molybdenum, Total (mg/L)		0.1	0.03	0.1
Selenium, Total (mg/L)	0.05		0.005	0.05
Thallium, Total (mg/L)	0.002		0.00053	0.002

**Gray cell indicates Background Limit is higher than MCL or CCR Rule Specified Level*

**MCL = Maximum Contaminant Level*

**CCR = Coal Combustion Residual*

**GWPS = Groundwater Protection Standard*

Appendix IV Confidence Intervals - All Results (No Significant)

Plant Yates Client: Southern Company Data: Yates AP-2 Printed 5/13/2026, 1:37 PM

Constituent	Well	Upper Lim.	Lower Lim.	Compliance	Sig.	N	Std. Dev.	%NDs	ND Adj.	Transform	Alpha	Method
Antimony (mg/L)	YGWC-26I	0.002	0.001	0.006	No	25	0.0004365	88	None	No	0.01	NP (NDs)
Antimony (mg/L)	YGWC-26S	0.002	0.0017	0.006	No	25	0.00009798	92	None	No	0.01	NP (NDs)
Antimony (mg/L)	YGWC-27I	0.002	0.0014	0.006	No	25	0.0003502	92	None	No	0.01	NP (NDs)
Antimony (mg/L)	YGWC-27S	0.002	0.0003	0.006	No	25	0.00034	96	None	No	0.01	NP (NDs)
Antimony (mg/L)	YGWC-28I	0.0023	0.002	0.006	No	25	0.00006	96	None	No	0.01	NP (NDs)
Antimony (mg/L)	YGWC-29IB	0.002	0.0013	0.006	No	25	0.00014	96	None	No	0.01	NP (NDs)
Arsenic (mg/L)	YGWC-26I	0.0024	0.002	0.01	No	29	0.0001637	93.1	None	No	0.01	NP (NDs)
Arsenic (mg/L)	YGWC-26S	0.0022	0.002	0.01	No	29	0.0002246	93.1	None	No	0.01	NP (NDs)
Arsenic (mg/L)	YGWC-27I	0.002	0.0011	0.01	No	29	0.0007558	65.52	None	No	0.01	NP (NDs)
Arsenic (mg/L)	YGWC-27S	0.002	0.0019	0.01	No	29	0.0002785	93.1	None	No	0.01	NP (NDs)
Arsenic (mg/L)	YGWC-28I	0.0021	0.002	0.01	No	29	0.00001857	96.55	None	No	0.01	NP (NDs)
Arsenic (mg/L)	YGWC-28S	0.002	0.00075	0.01	No	29	0.000792	65.52	None	No	0.01	NP (NDs)
Arsenic (mg/L)	YGWC-29IB	0.0033	0.002	0.01	No	29	0.0002414	96.55	None	No	0.01	NP (NDs)
Barium (mg/L)	YGWC-26I	0.06446	0.06093	2	No	29	0.003855	0	None	No	0.01	Param.
Barium (mg/L)	YGWC-26S	0.02806	0.02614	2	No	29	0.002087	0	None	No	0.01	Param.
Barium (mg/L)	YGWC-27I	0.07254	0.06548	2	No	29	0.007705	0	None	No	0.01	Param.
Barium (mg/L)	YGWC-27S	0.09627	0.07696	2	No	29	0.02308	0	None	x^2	0.01	Param.
Barium (mg/L)	YGWC-28I	0.08592	0.07648	2	No	29	0.01069	0	None	x^2	0.01	Param.
Barium (mg/L)	YGWC-28S	0.2168	0.1973	2	No	29	0.03239	0	None	x^3	0.01	Param.
Barium (mg/L)	YGWC-29IB	0.0782	0.059	2	No	29	0.02866	0	None	No	0.01	NP (normality)
Beryllium (mg/L)	YGWC-26S	0.0004	0.00011	0.004	No	27	0.0001289	29.63	None	No	0.01	NP (normality)
Beryllium (mg/L)	YGWC-27I	0.00023	0.00012	0.004	No	27	0.0001167	25.93	None	No	0.01	NP (normality)
Beryllium (mg/L)	YGWC-27S	0.0004	0.00011	0.004	No	27	0.00008349	92.59	None	No	0.01	NP (NDs)
Cadmium (mg/L)	YGWC-28I	0.00043	0.00013	0.005	No	27	0.0001705	18.52	None	No	0.01	NP (normality)
Cadmium (mg/L)	YGWC-28S	0.0005	0.00048	0.005	No	27	0.000003849	96.3	None	No	0.01	NP (NDs)
Cadmium (mg/L)	YGWC-29IB	0.00027	0.00014	0.005	No	27	0.0003443	11.11	None	No	0.01	NP (normality)
Chromium (mg/L)	YGWC-26I	0.005	0.00067	0.1	No	27	0.002107	62.96	None	No	0.01	NP (NDs)
Chromium (mg/L)	YGWC-26S	0.005	0.0012	0.1	No	27	0.001842	37.04	None	No	0.01	NP (normality)
Chromium (mg/L)	YGWC-27I	0.012	0.005	0.1	No	27	0.001347	96.3	None	No	0.01	NP (NDs)
Chromium (mg/L)	YGWC-27S	0.005	0.0041	0.1	No	27	0.002511	77.78	None	No	0.01	NP (NDs)
Chromium (mg/L)	YGWC-28I	0.005	0.0005	0.1	No	27	0.001451	88.89	None	No	0.01	NP (NDs)
Chromium (mg/L)	YGWC-28S	0.005	0.0034	0.1	No	27	0.001647	81.48	None	No	0.01	NP (NDs)
Chromium (mg/L)	YGWC-29IB	0.005	0.0017	0.1	No	27	0.001346	88.89	None	No	0.01	NP (NDs)
Cobalt (mg/L)	YGWC-26S	0.002359	0.001746	0.041	No	29	0.0006694	10.34	None	No	0.01	Param.
Cobalt (mg/L)	YGWC-27I	0.01361	0.004678	0.041	No	29	0.02214	0	None	ln(x)	0.01	Param.
Cobalt (mg/L)	YGWC-27S	0.002388	0.001847	0.041	No	29	0.0006958	3.448	None	ln(x)	0.01	Param.
Cobalt (mg/L)	YGWC-28I	0.005	0.00042	0.041	No	29	0.001218	93.1	None	No	0.01	NP (NDs)
Cobalt (mg/L)	YGWC-28S	0.0011	0.00085	0.041	No	29	0.0005621	13.79	None	No	0.01	NP (normality)
Cobalt (mg/L)	YGWC-29IB	0.0053	0.0027	0.041	No	29	0.001923	58.62	None	No	0.01	NP (NDs)
Combined Radium 226 + 228 (pCi/L)	YGWC-26I	0.8815	0.4647	6.92	No	28	0.4888	0	None	sqrt(x)	0.01	Param.
Combined Radium 226 + 228 (pCi/L)	YGWC-26S	0.7836	0.519	6.92	No	29	0.2888	0	None	No	0.01	Param.
Combined Radium 226 + 228 (pCi/L)	YGWC-27I	3.611	2.623	6.92	No	29	1.079	0	None	No	0.01	Param.
Combined Radium 226 + 228 (pCi/L)	YGWC-27S	0.8993	0.5704	6.92	No	29	0.3589	0	None	No	0.01	Param.
Combined Radium 226 + 228 (pCi/L)	YGWC-28I	0.7449	0.4582	6.92	No	29	0.3129	0	None	No	0.01	Param.
Combined Radium 226 + 228 (pCi/L)	YGWC-28S	0.9045	0.5716	6.92	No	29	0.3633	0	None	No	0.01	Param.
Combined Radium 226 + 228 (pCi/L)	YGWC-29IB	1.042	0.6597	6.92	No	29	0.4173	0	None	No	0.01	Param.
Fluoride (mg/L)	YGWC-26I	0.08214	0.06186	4	No	30	0.02088	23.33	Kaplan-Meier	No	0.01	Param.
Fluoride (mg/L)	YGWC-26S	0.11	0.07	4	No	30	0.0864	50	None	No	0.01	NP (normality)
Fluoride (mg/L)	YGWC-27I	0.14	0.07	4	No	30	0.09694	23.33	None	No	0.01	NP (normality)
Fluoride (mg/L)	YGWC-27S	0.1724	0.102	4	No	30	0.092	6.667	None	sqrt(x)	0.01	Param.
Fluoride (mg/L)	YGWC-28I	0.14	0.078	4	No	30	0.07028	10	None	No	0.01	NP (normality)
Fluoride (mg/L)	YGWC-28S	0.2271	0.1597	4	No	30	0.08324	3.333	None	sqrt(x)	0.01	Param.
Fluoride (mg/L)	YGWC-29IB	0.092	0.059	4	No	30	0.03449	10	None	No	0.01	NP (normality)
Lead (mg/L)	YGWC-26I	0.001	0.000059	0.015	No	25	0.0002617	92	None	No	0.01	NP (NDs)
Lead (mg/L)	YGWC-26S	0.001	0.0001	0.015	No	25	0.0004033	76	None	No	0.01	NP (NDs)
Lead (mg/L)	YGWC-27S	0.001	0.00096	0.015	No	25	0.0003169	72	None	No	0.01	NP (NDs)
Lead (mg/L)	YGWC-28S	0.001	0.00009	0.015	No	25	0.0004066	76	None	No	0.01	NP (NDs)
Lead (mg/L)	YGWC-29IB	0.001	0.00016	0.015	No	25	0.0002965	88	None	No	0.01	NP (NDs)
Lithium (mg/L)	YGWC-26I	0.007466	0.00686	0.04	No	29	0.0006616	0	None	No	0.01	Param.
Lithium (mg/L)	YGWC-27I	0.0097	0.0069	0.04	No	29	0.001926	0	None	No	0.01	NP (normality)
Lithium (mg/L)	YGWC-27S	0.002	0.0013	0.04	No	29	0.0002523	93.1	None	No	0.01	NP (NDs)
Lithium (mg/L)	YGWC-28I	0.006938	0.006464	0.04	No	29	0.0005175	0	None	No	0.01	Param.
Lithium (mg/L)	YGWC-28S	0.0053	0.002	0.04	No	29	0.0006128	96.55	None	No	0.01	NP (NDs)
Lithium (mg/L)	YGWC-29IB	0.0064	0.0051	0.04	No	29	0.002541	3.448	None	No	0.01	NP (normality)
Mercury (mg/L)	YGWC-26I	0.0002	0.00011	0.002	No	23	0.0000457	86.96	None	No	0.01	NP (NDs)

Appendix IV Confidence Intervals - All Results (No Significant)

Plant Yates Client: Southern Company Data: Yates AP-2 Printed 5/13/2026, 1:37 PM

Constituent	Well	Upper Lim.	Lower Lim.	Compliance	Sig.	N	Std. Dev.	%NDs	ND Adj.	Transform	Alpha	Method
Mercury (mg/L)	YGWC-26S	0.0002	0.000066	0.002	No	23	0.00004113	91.3	None	No	0.01	NP (NDs)
Mercury (mg/L)	YGWC-27I	0.0002	0.00006	0.002	No	23	0.00005067	86.96	None	No	0.01	NP (NDs)
Mercury (mg/L)	YGWC-27S	0.0002	0.00019	0.002	No	23	0.00004792	82.61	None	No	0.01	NP (NDs)
Mercury (mg/L)	YGWC-28I	0.0002	0.000078	0.002	No	23	0.00003973	91.3	None	No	0.01	NP (NDs)
Mercury (mg/L)	YGWC-28S	0.0002	0.000081	0.002	No	23	0.00003871	91.3	None	No	0.01	NP (NDs)
Mercury (mg/L)	YGWC-29IB	0.0002	0.000081	0.002	No	23	0.00005015	86.96	None	No	0.01	NP (NDs)
Molybdenum (mg/L)	YGWC-27I	0.01	0.0016	0.1	No	29	0.004236	44.83	None	No	0.01	NP (normality)
Molybdenum (mg/L)	YGWC-28I	0.01	0.0013	0.1	No	29	0.004374	41.38	None	No	0.01	NP (normality)
Molybdenum (mg/L)	YGWC-28S	0.01	0.00083	0.1	No	29	0.004363	68.97	None	No	0.01	NP (NDs)
Molybdenum (mg/L)	YGWC-29IB	0.01	0.00099	0.1	No	29	0.002344	93.1	None	No	0.01	NP (NDs)
Selenium (mg/L)	YGWC-26I	0.0046	0.0019	0.05	No	27	0.001323	7.407	None	No	0.01	NP (normality)
Selenium (mg/L)	YGWC-26S	0.005	0.0014	0.05	No	27	0.001432	85.19	None	No	0.01	NP (NDs)
Selenium (mg/L)	YGWC-28I	0.005	0.0012	0.05	No	27	0.0007313	96.3	None	No	0.01	NP (NDs)
Selenium (mg/L)	YGWC-28S	0.005	0.001	0.05	No	27	0.0007698	96.3	None	No	0.01	NP (NDs)
Thallium (mg/L)	YGWC-26S	0.0005	0.000057	0.002	No	23	0.0001279	91.3	None	No	0.01	NP (NDs)
Thallium (mg/L)	YGWC-27S	0.0005	0.00012	0.002	No	23	0.0001774	73.91	None	No	0.01	NP (NDs)
Thallium (mg/L)	YGWC-29IB	0.0005	0.00021	0.002	No	23	0.00006047	95.65	None	No	0.01	NP (NDs)

FIGURE A.

Sanitas™ v.10.1.06 Software licensed to Groundwater Stats Consulting. UG
Hollow symbols indicate censored values.

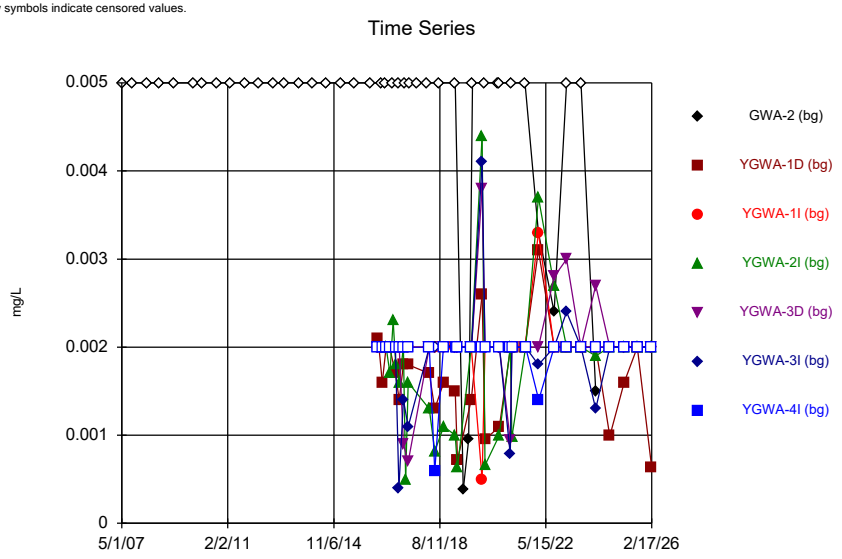

Constituent: Arsenic Analysis Run 5/13/2026 1:16 PM
Plant Yates Client: Southern Company Data: Yates AP-2

Sanitas™ v.10.1.06 Software licensed to Groundwater Stats Consulting. UG
Hollow symbols indicate censored values.

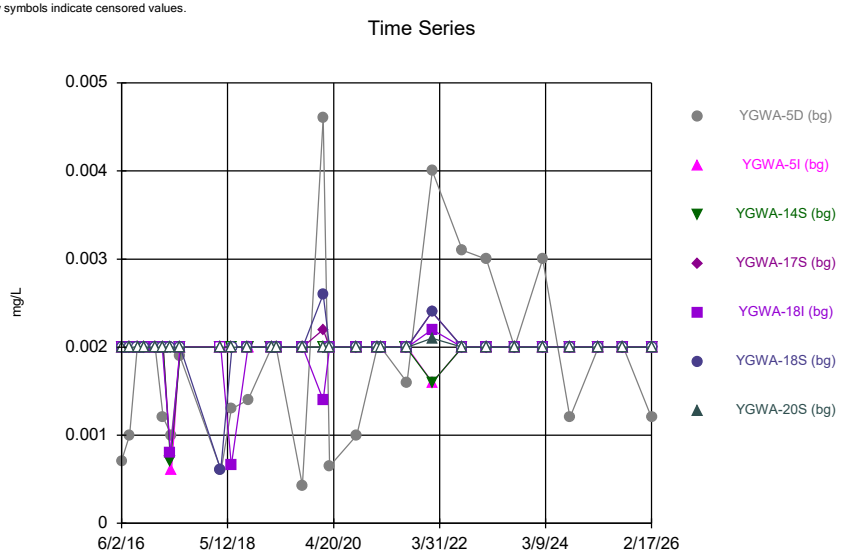

Constituent: Arsenic Analysis Run 5/13/2026 1:16 PM
Plant Yates Client: Southern Company Data: Yates AP-2

Sanitas™ v.10.1.06 Software licensed to Groundwater Stats Consulting. UG
Hollow symbols indicate censored values.

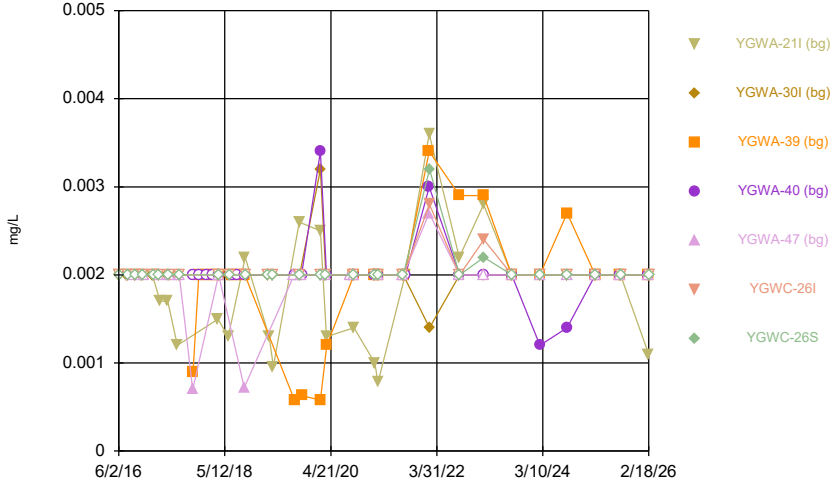

Constituent: Arsenic Analysis Run 5/13/2026 1:16 PM
Plant Yates Client: Southern Company Data: Yates AP-2

Sanitas™ v.10.1.06 Software licensed to Groundwater Stats Consulting. UG
Hollow symbols indicate censored values.

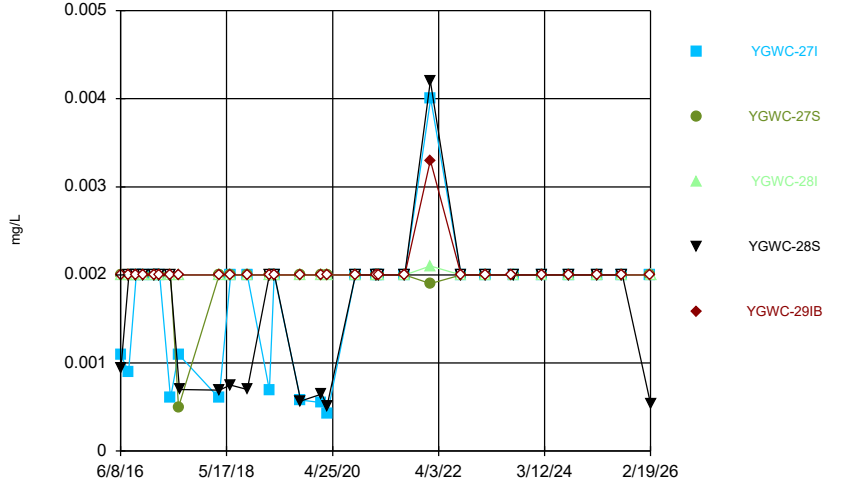

Constituent: Arsenic Analysis Run 5/13/2026 1:16 PM
Plant Yates Client: Southern Company Data: Yates AP-2

Sanitas™ v.10.1.06 Software licensed to Groundwater Stats Consulting. UG
Hollow symbols indicate censored values.

Time Series

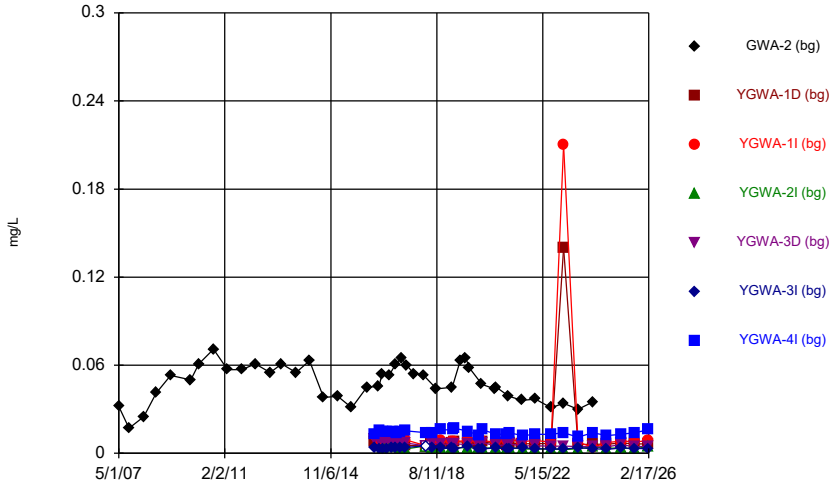

Constituent: Barium Analysis Run 5/13/2026 1:16 PM
Plant Yates Client: Southern Company Data: Yates AP-2

Sanitas™ v.10.1.06 Software licensed to Groundwater Stats Consulting. UG
Hollow symbols indicate censored values.

Time Series

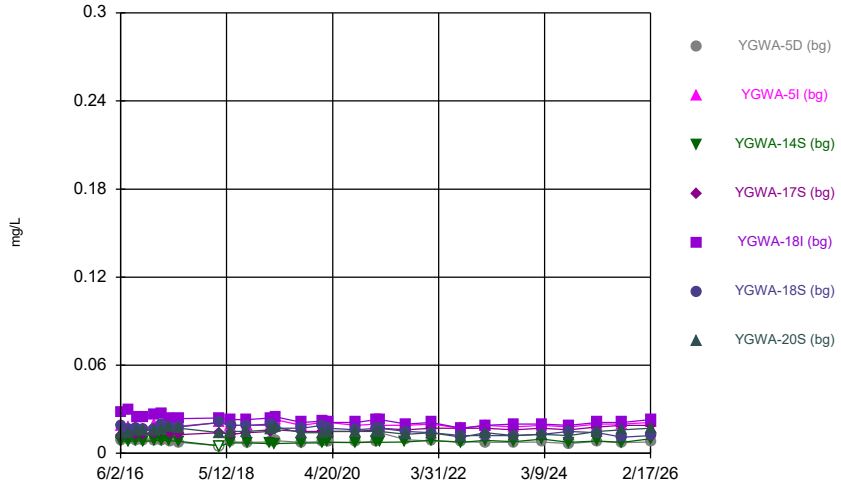

Constituent: Barium Analysis Run 5/13/2026 1:16 PM
Plant Yates Client: Southern Company Data: Yates AP-2

Sanitas™ v.10.1.06 Software licensed to Groundwater Stats Consulting. UG
Hollow symbols indicate censored values.

Time Series

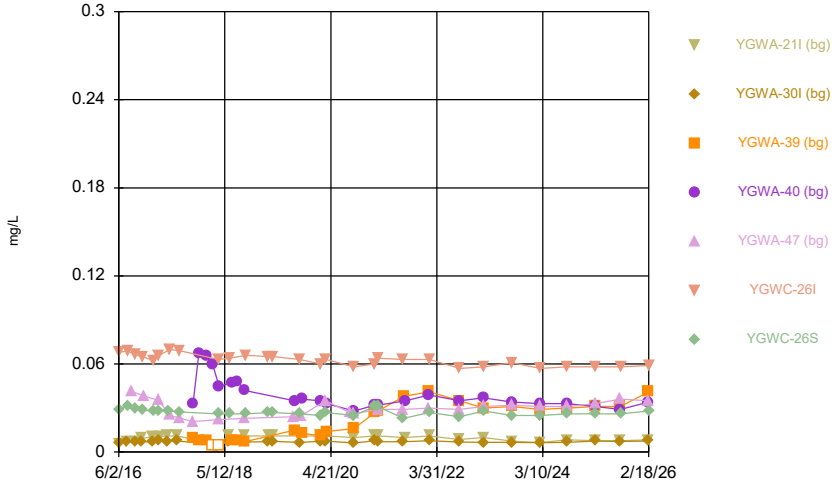

Constituent: Barium Analysis Run 5/13/2026 1:16 PM
Plant Yates Client: Southern Company Data: Yates AP-2

Sanitas™ v.10.1.06 Software licensed to Groundwater Stats Consulting. UG

Time Series

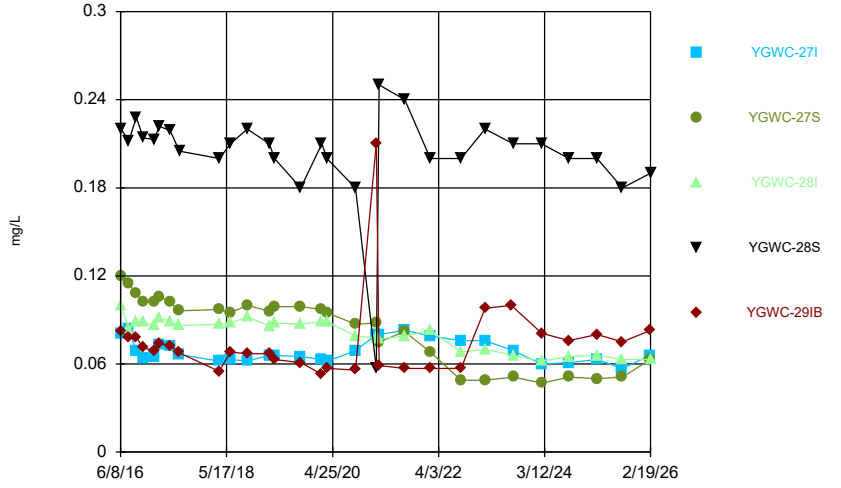

Constituent: Barium Analysis Run 5/13/2026 1:16 PM
Plant Yates Client: Southern Company Data: Yates AP-2

Sanitas™ v.10.1.06 Software licensed to Groundwater Stats Consulting. UG
Hollow symbols indicate censored values.

Time Series

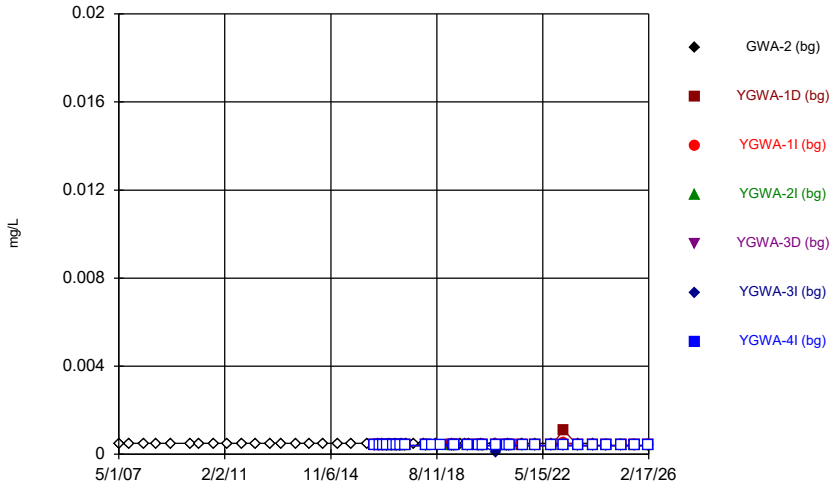

Constituent: Beryllium Analysis Run 5/13/2026 1:16 PM
Plant Yates Client: Southern Company Data: Yates AP-2

Sanitas™ v.10.1.06 Software licensed to Groundwater Stats Consulting. UG
Hollow symbols indicate censored values.

Time Series

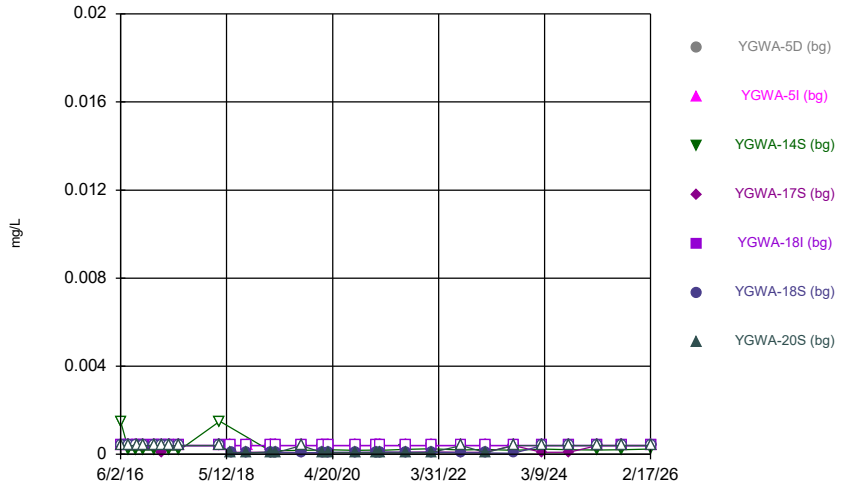

Constituent: Beryllium Analysis Run 5/13/2026 1:16 PM
Plant Yates Client: Southern Company Data: Yates AP-2

Sanitas™ v.10.1.06 Software licensed to Groundwater Stats Consulting. UG
Hollow symbols indicate censored values.

Time Series

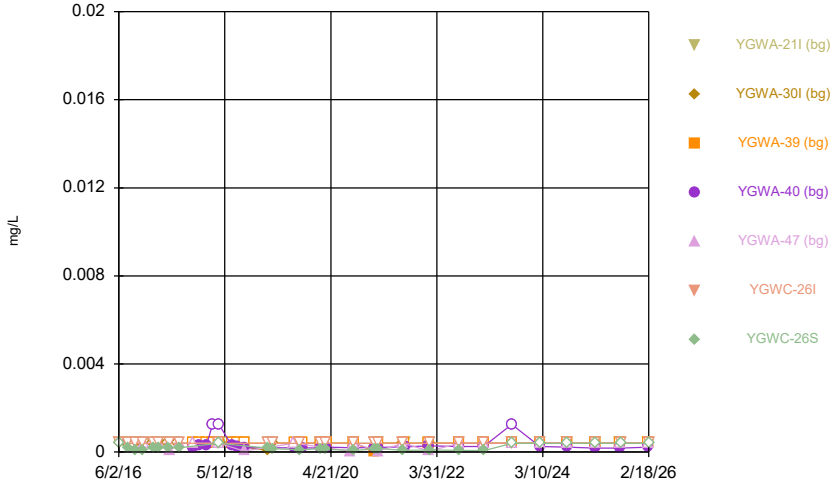

Constituent: Beryllium Analysis Run 5/13/2026 1:16 PM
Plant Yates Client: Southern Company Data: Yates AP-2

Sanitas™ v.10.1.06 Software licensed to Groundwater Stats Consulting. UG
Hollow symbols indicate censored values.

Time Series

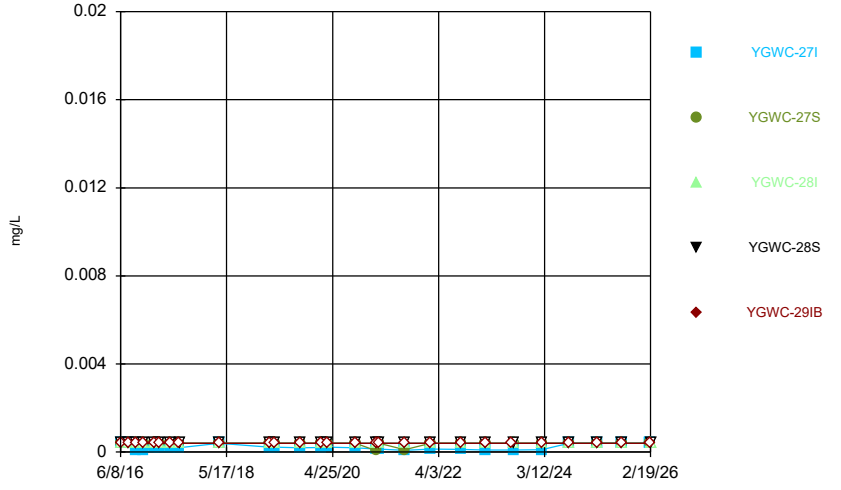

Constituent: Beryllium Analysis Run 5/13/2026 1:16 PM
Plant Yates Client: Southern Company Data: Yates AP-2

Sanitas™ v.10.1.06 Software licensed to Groundwater Stats Consulting. UG
Hollow symbols indicate censored values.

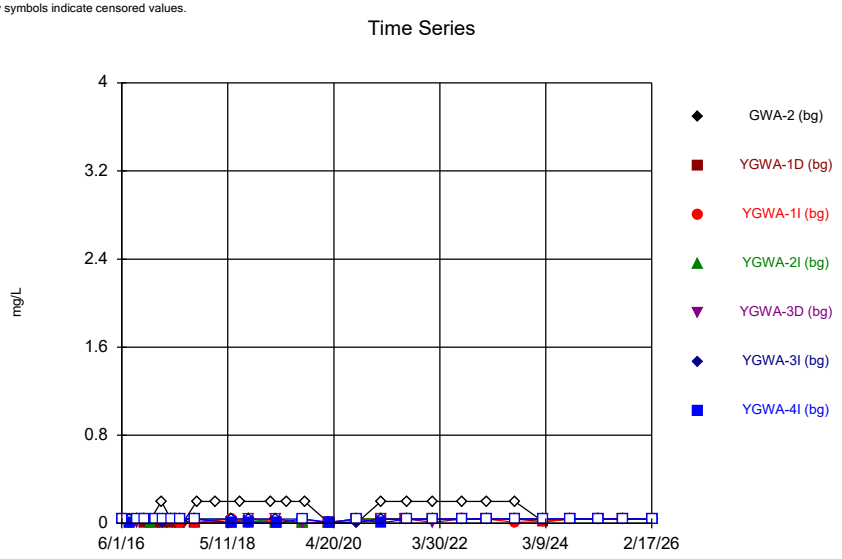

Constituent: Boron Analysis Run 5/13/2026 1:16 PM
Plant Yates Client: Southern Company Data: Yates AP-2

Sanitas™ v.10.1.06 Software licensed to Groundwater Stats Consulting. UG
Hollow symbols indicate censored values.

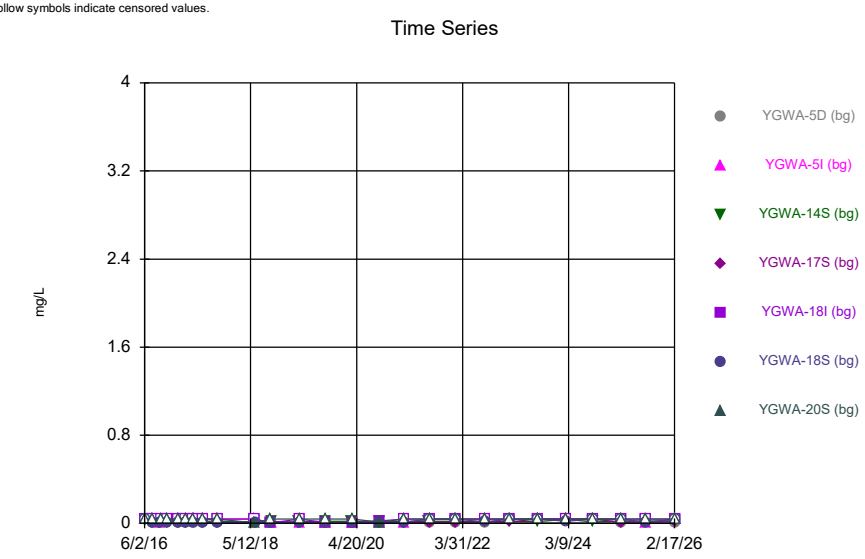

Constituent: Boron Analysis Run 5/13/2026 1:16 PM
Plant Yates Client: Southern Company Data: Yates AP-2

Sanitas™ v.10.1.06 Software licensed to Groundwater Stats Consulting. UG
Hollow symbols indicate censored values.

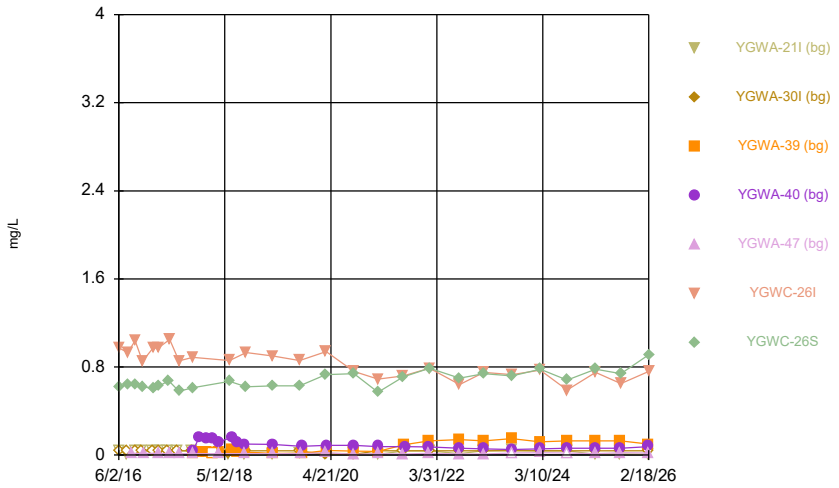

Constituent: Boron Analysis Run 5/13/2026 1:16 PM
Plant Yates Client: Southern Company Data: Yates AP-2

Sanitas™ v.10.1.06 Software licensed to Groundwater Stats Consulting. UG

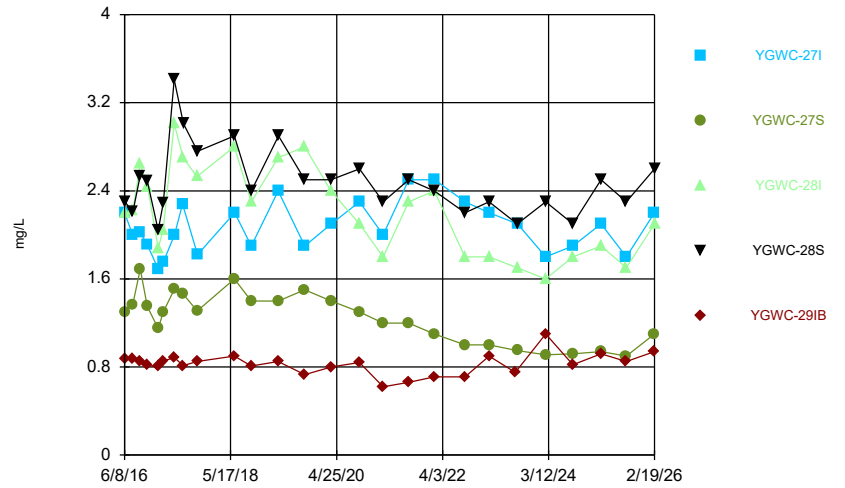

Constituent: Boron Analysis Run 5/13/2026 1:16 PM
Plant Yates Client: Southern Company Data: Yates AP-2

Sanitas™ v.10.1.06 Software licensed to Groundwater Stats Consulting. UG
Hollow symbols indicate censored values.

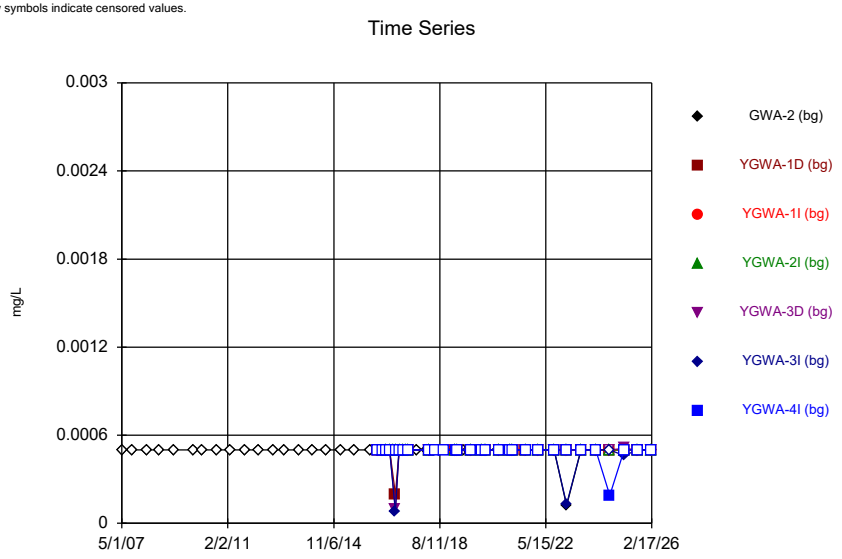

Constituent: Cadmium Analysis Run 5/13/2026 1:16 PM
Plant Yates Client: Southern Company Data: Yates AP-2

Sanitas™ v.10.1.06 Software licensed to Groundwater Stats Consulting. UG
Hollow symbols indicate censored values.

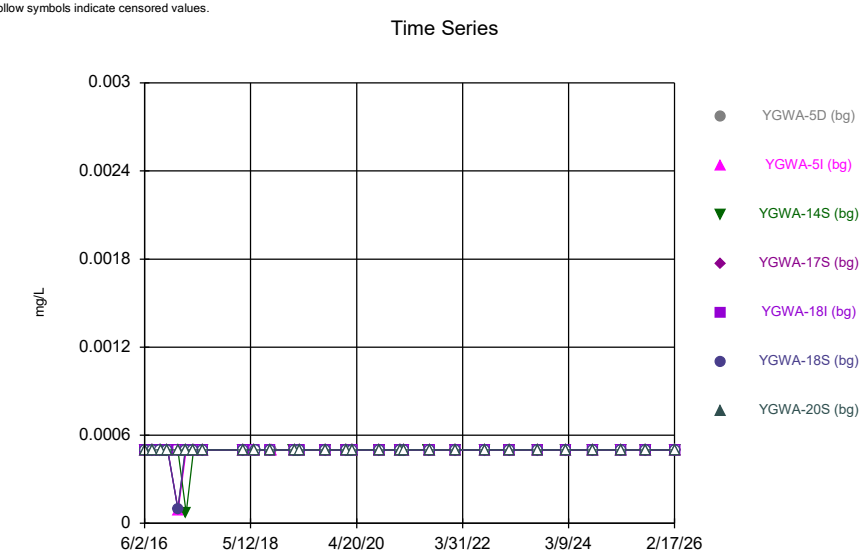

Constituent: Cadmium Analysis Run 5/13/2026 1:16 PM
Plant Yates Client: Southern Company Data: Yates AP-2

Sanitas™ v.10.1.06 Software licensed to Groundwater Stats Consulting. UG
Hollow symbols indicate censored values.

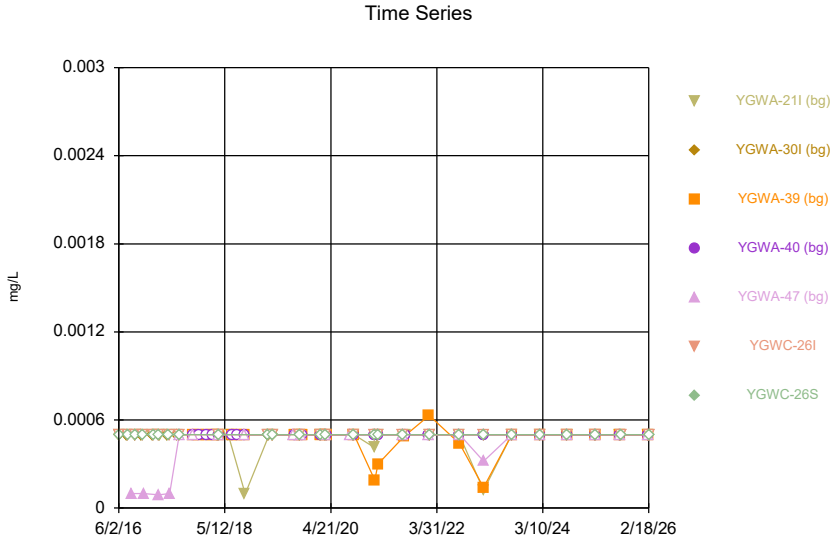

Constituent: Cadmium Analysis Run 5/13/2026 1:16 PM
Plant Yates Client: Southern Company Data: Yates AP-2

Sanitas™ v.10.1.06 Software licensed to Groundwater Stats Consulting. UG
Hollow symbols indicate censored values.

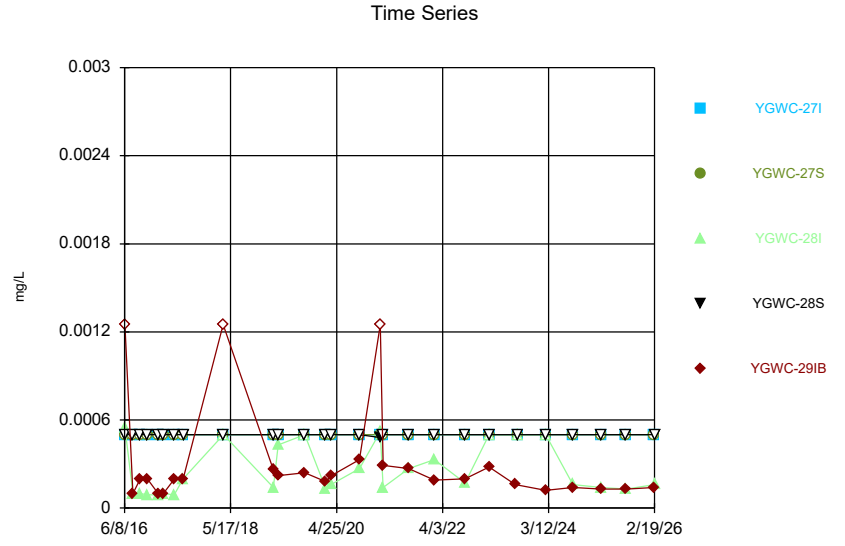

Constituent: Cadmium Analysis Run 5/13/2026 1:16 PM
Plant Yates Client: Southern Company Data: Yates AP-2

Sanitas™ v.10.1.06 Software licensed to Groundwater Stats Consulting. UG
Hollow symbols indicate censored values.

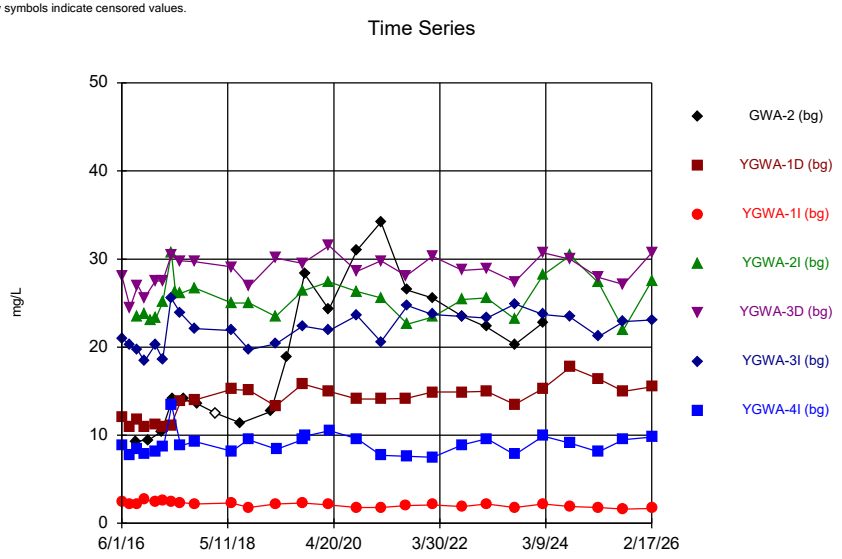

Constituent: Calcium Analysis Run 5/13/2026 1:16 PM
Plant Yates Client: Southern Company Data: Yates AP-2

Sanitas™ v.10.1.06 Software licensed to Groundwater Stats Consulting. UG

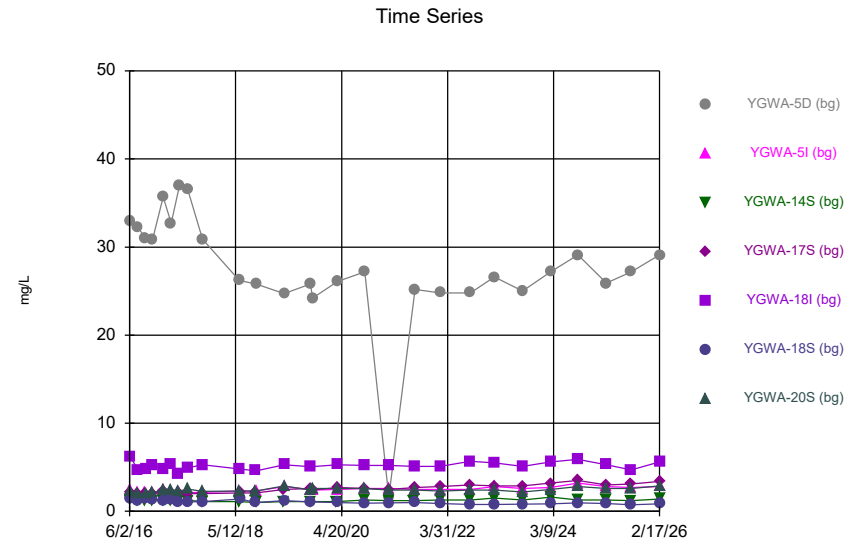

Constituent: Calcium Analysis Run 5/13/2026 1:16 PM
Plant Yates Client: Southern Company Data: Yates AP-2

Sanitas™ v.10.1.06 Software licensed to Groundwater Stats Consulting. UG
Hollow symbols indicate censored values.

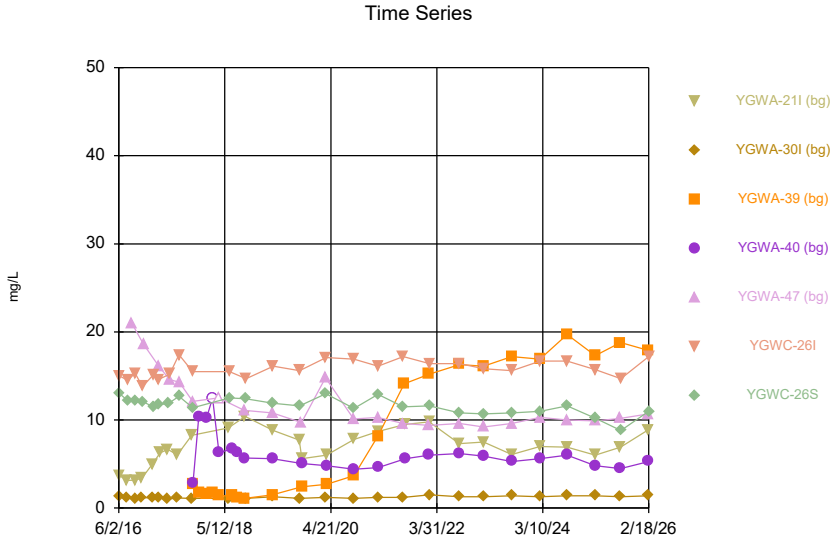

Constituent: Calcium Analysis Run 5/13/2026 1:16 PM
Plant Yates Client: Southern Company Data: Yates AP-2

Sanitas™ v.10.1.06 Software licensed to Groundwater Stats Consulting. UG

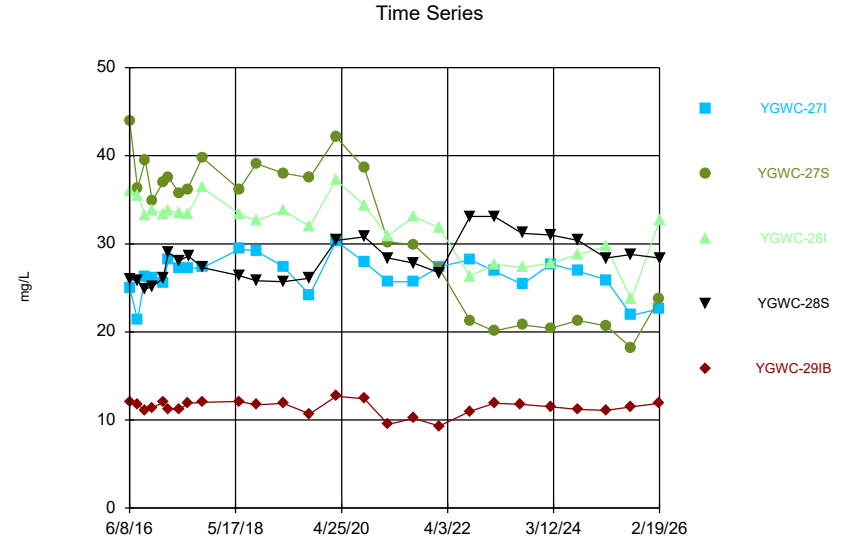

Constituent: Calcium Analysis Run 5/13/2026 1:17 PM
Plant Yates Client: Southern Company Data: Yates AP-2

Sanitas™ v.10.1.06 Software licensed to Groundwater Stats Consulting. UG

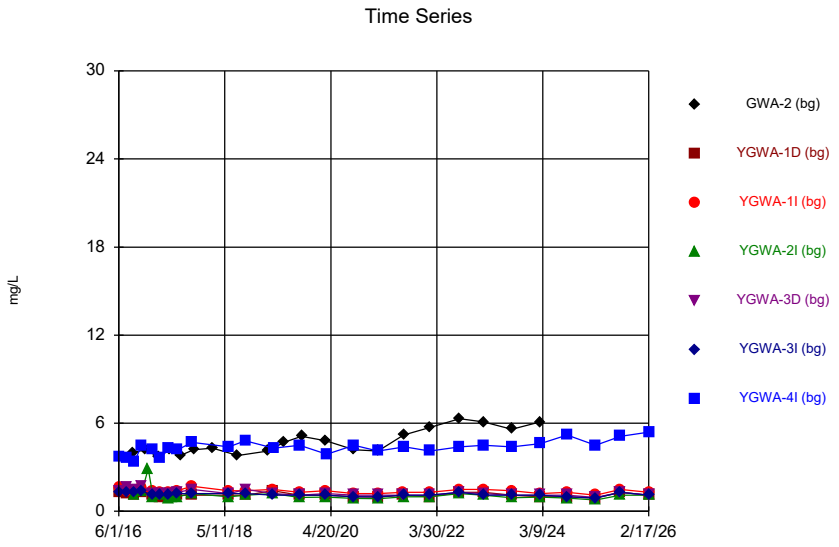

Constituent: Chloride Analysis Run 5/13/2026 1:17 PM
Plant Yates Client: Southern Company Data: Yates AP-2

Sanitas™ v.10.1.06 Software licensed to Groundwater Stats Consulting. UG

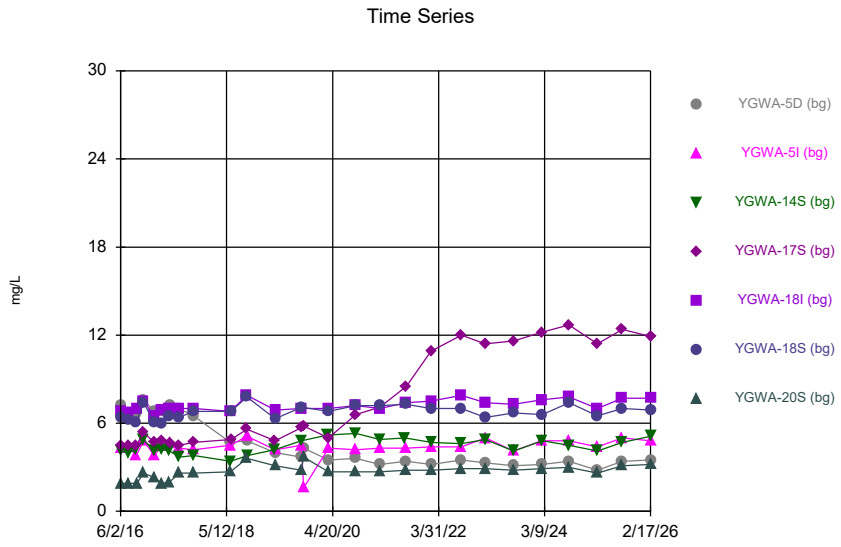

Constituent: Chloride Analysis Run 5/13/2026 1:17 PM
Plant Yates Client: Southern Company Data: Yates AP-2

Sanitas™ v.10.1.06 Software licensed to Groundwater Stats Consulting. UG

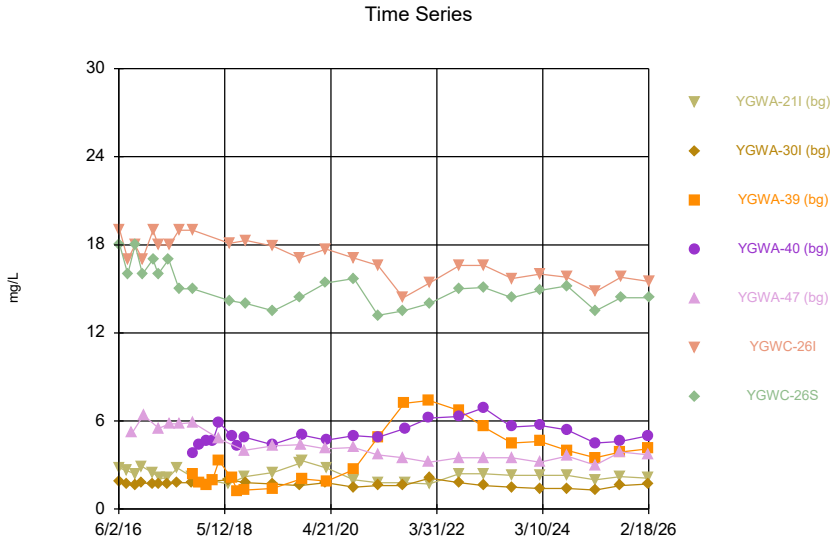

Constituent: Chloride Analysis Run 5/13/2026 1:17 PM
Plant Yates Client: Southern Company Data: Yates AP-2

Sanitas™ v.10.1.06 Software licensed to Groundwater Stats Consulting. UG

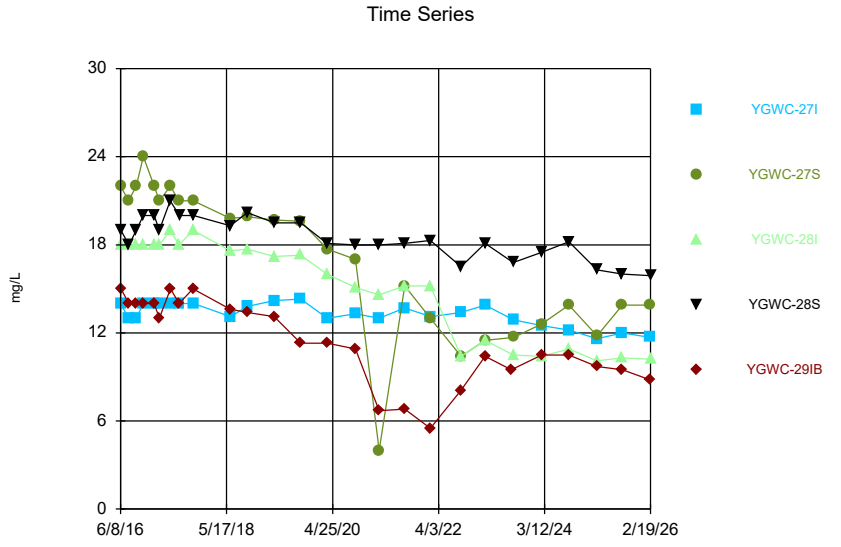

Constituent: Chloride Analysis Run 5/13/2026 1:17 PM
Plant Yates Client: Southern Company Data: Yates AP-2

Sanitas™ v.10.1.06 Software licensed to Groundwater Stats Consulting. UG
Hollow symbols indicate censored values.

Time Series

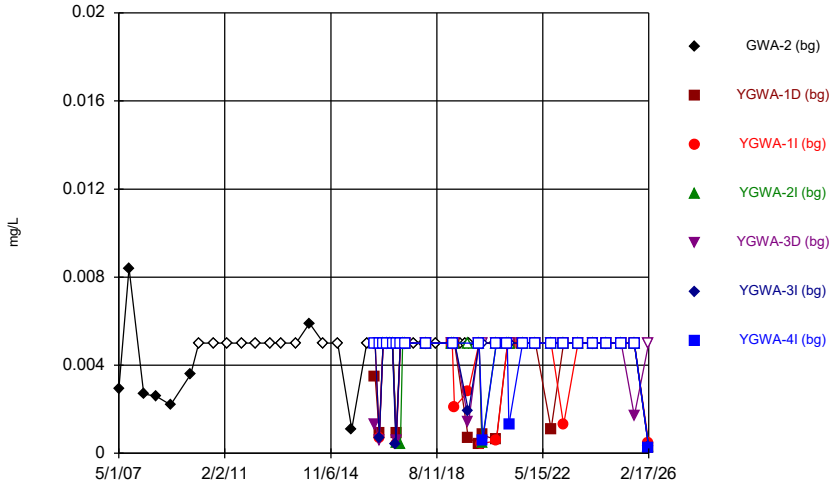

Constituent: Chromium Analysis Run 5/13/2026 1:17 PM
Plant Yates Client: Southern Company Data: Yates AP-2

Sanitas™ v.10.1.06 Software licensed to Groundwater Stats Consulting. UG
Hollow symbols indicate censored values.

Time Series

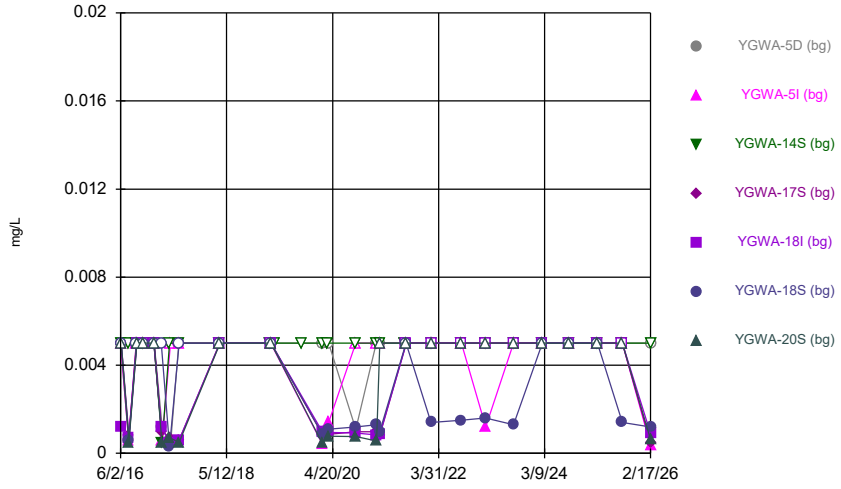

Constituent: Chromium Analysis Run 5/13/2026 1:17 PM
Plant Yates Client: Southern Company Data: Yates AP-2

Sanitas™ v.10.1.06 Software licensed to Groundwater Stats Consulting. UG
Hollow symbols indicate censored values.

Time Series

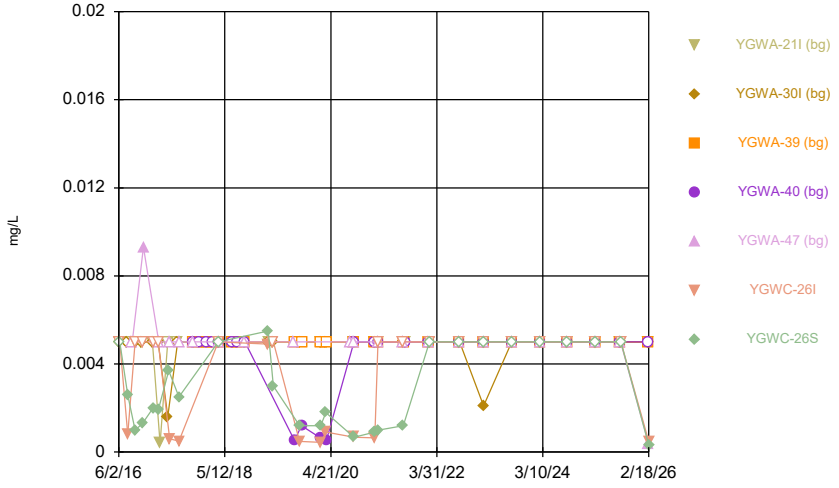

Constituent: Chromium Analysis Run 5/13/2026 1:17 PM
Plant Yates Client: Southern Company Data: Yates AP-2

Sanitas™ v.10.1.06 Software licensed to Groundwater Stats Consulting. UG
Hollow symbols indicate censored values.

Time Series

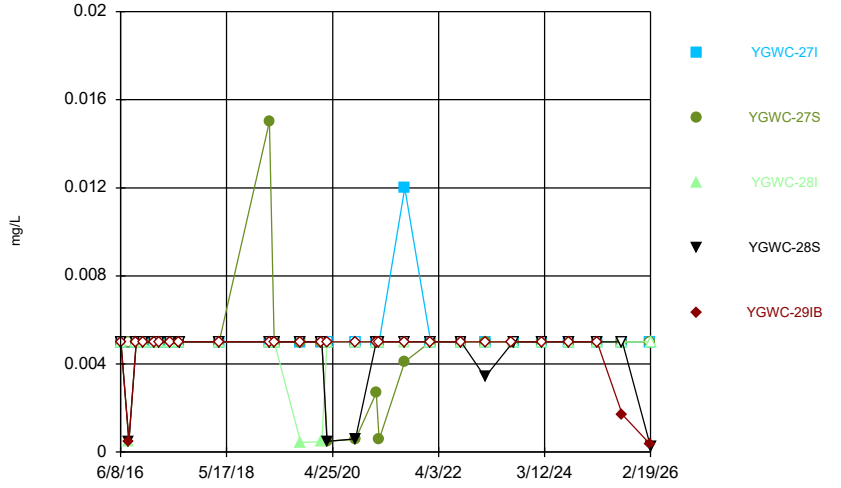

Constituent: Chromium Analysis Run 5/13/2026 1:17 PM
Plant Yates Client: Southern Company Data: Yates AP-2

Sanitas™ v.10.1.06 Software licensed to Groundwater Stats Consulting. UG
Hollow symbols indicate censored values.

Time Series

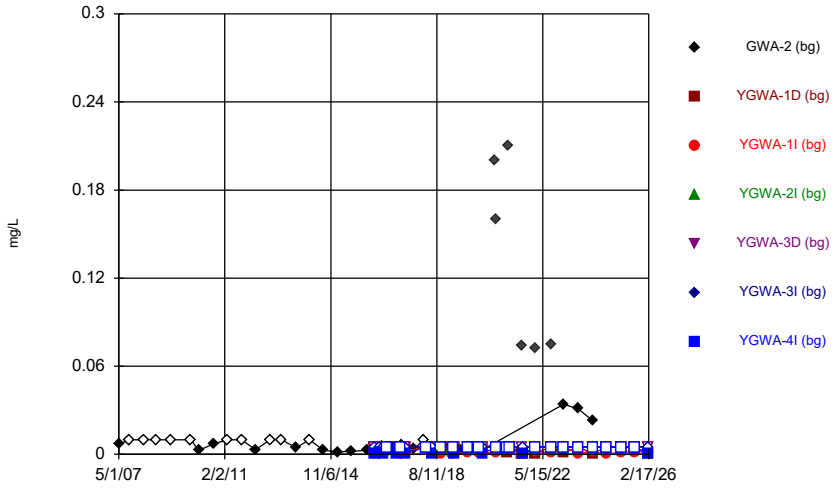

Constituent: Cobalt Analysis Run 5/13/2026 1:17 PM
Plant Yates Client: Southern Company Data: Yates AP-2

Sanitas™ v.10.1.06 Software licensed to Groundwater Stats Consulting. UG
Hollow symbols indicate censored values.

Time Series

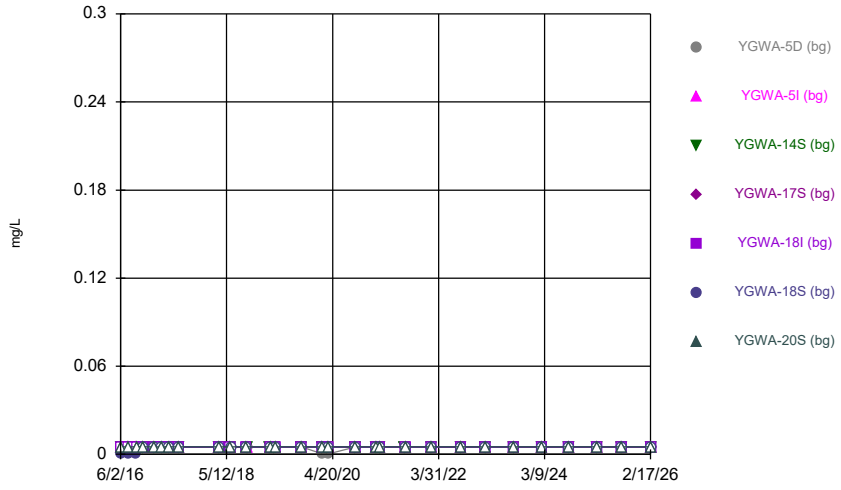

Constituent: Cobalt Analysis Run 5/13/2026 1:17 PM
Plant Yates Client: Southern Company Data: Yates AP-2

Sanitas™ v.10.1.06 Software licensed to Groundwater Stats Consulting. UG
Hollow symbols indicate censored values.

Time Series

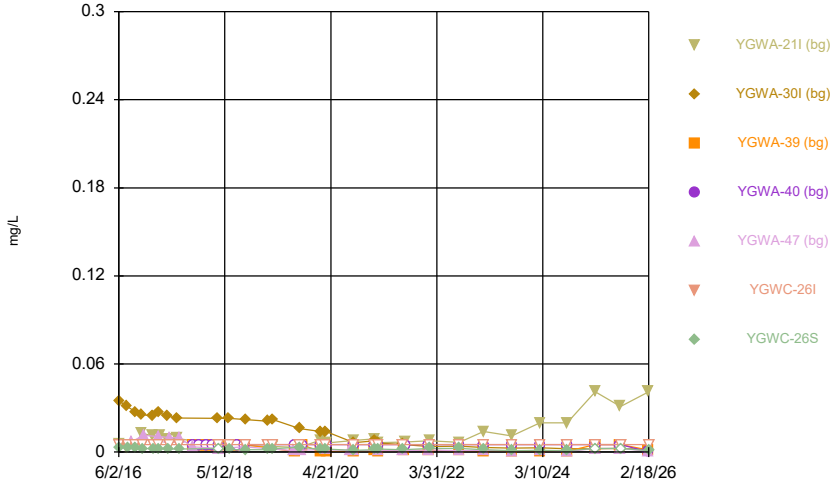

Constituent: Cobalt Analysis Run 5/13/2026 1:17 PM
Plant Yates Client: Southern Company Data: Yates AP-2

Sanitas™ v.10.1.06 Software licensed to Groundwater Stats Consulting. UG
Hollow symbols indicate censored values.

Time Series

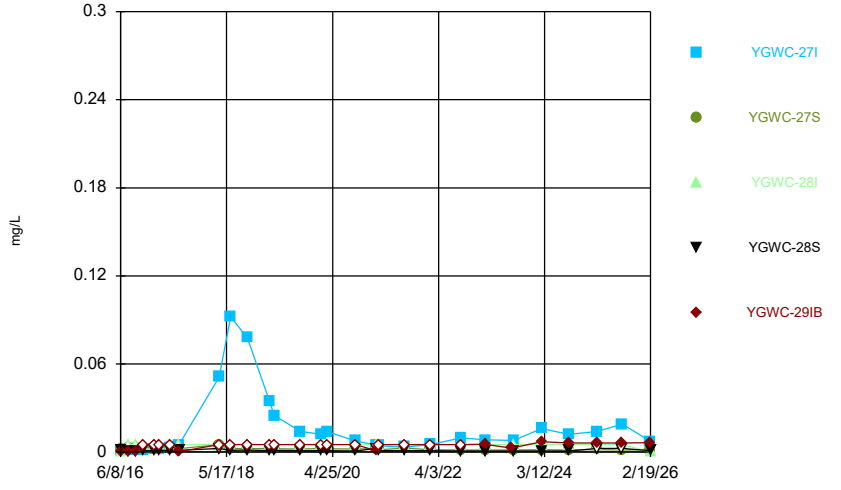

Constituent: Cobalt Analysis Run 5/13/2026 1:17 PM
Plant Yates Client: Southern Company Data: Yates AP-2

Sanitas™ v.10.1.06 Software licensed to Groundwater Stats Consulting. UG

Time Series

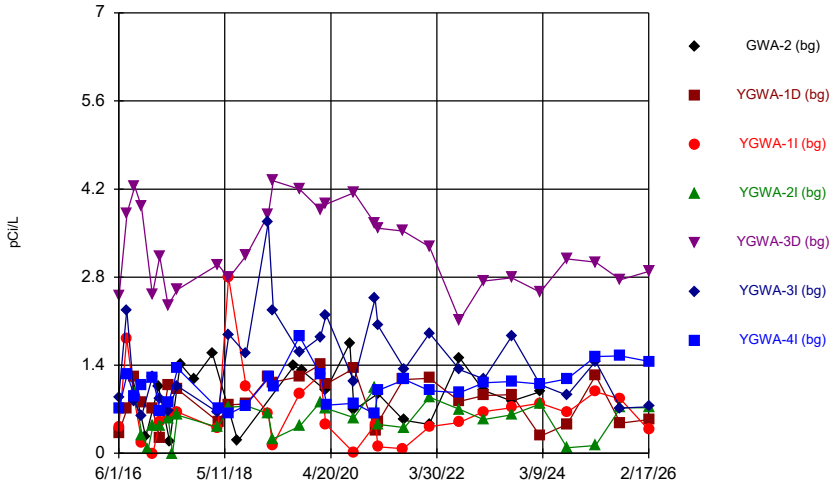

Constituent: Combined Radium 226 + 228 Analysis Run 5/13/2026 1:17 PM

Plant Yates Client: Southern Company Data: Yates AP-2

Sanitas™ v.10.1.06 Software licensed to Groundwater Stats Consulting. UG

Time Series

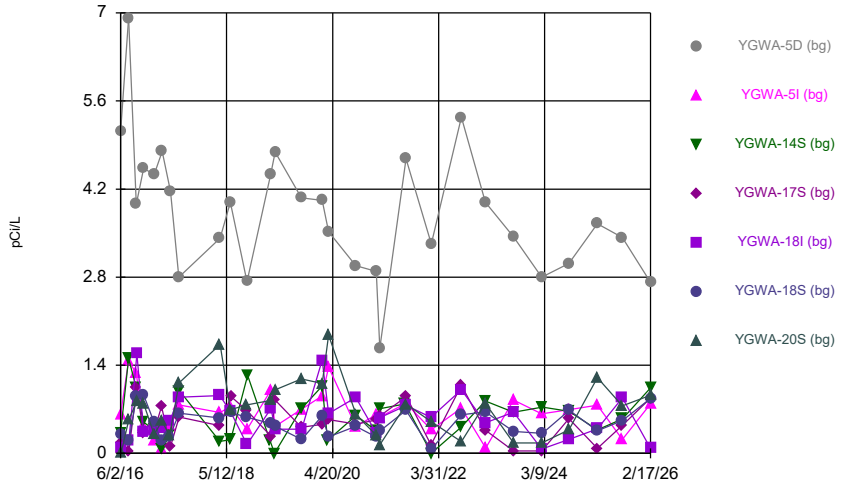

Constituent: Combined Radium 226 + 228 Analysis Run 5/13/2026 1:17 PM

Plant Yates Client: Southern Company Data: Yates AP-2

Sanitas™ v.10.1.06 Software licensed to Groundwater Stats Consulting. UG

Time Series

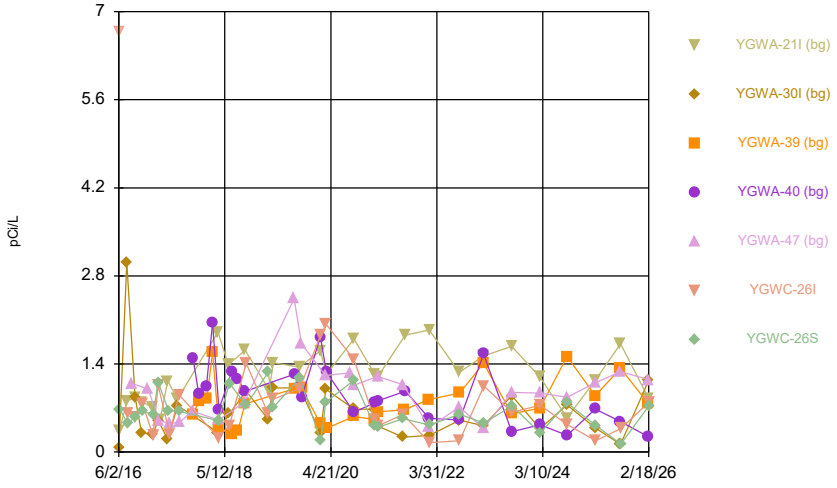

Constituent: Combined Radium 226 + 228 Analysis Run 5/13/2026 1:17 PM

Plant Yates Client: Southern Company Data: Yates AP-2

Sanitas™ v.10.1.06 Software licensed to Groundwater Stats Consulting. UG

Time Series

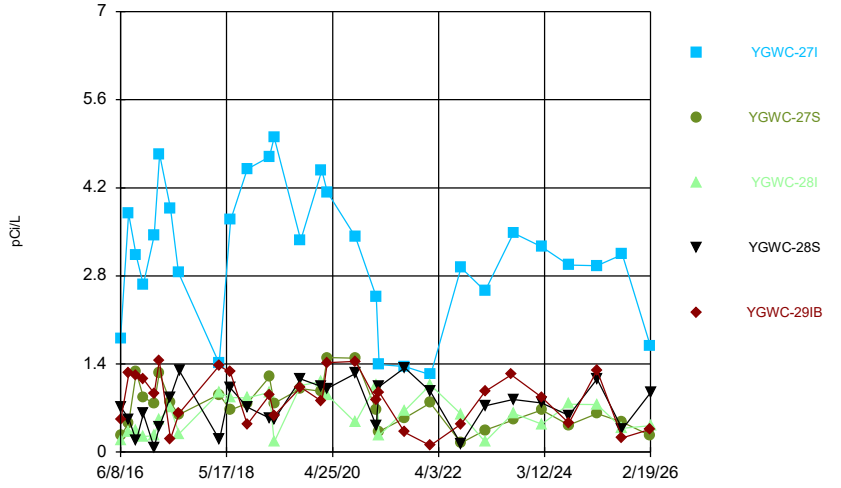

Constituent: Combined Radium 226 + 228 Analysis Run 5/13/2026 1:17 PM

Plant Yates Client: Southern Company Data: Yates AP-2

Sanitas™ v.10.1.06 Software licensed to Groundwater Stats Consulting. UG
Hollow symbols indicate censored values.

Time Series

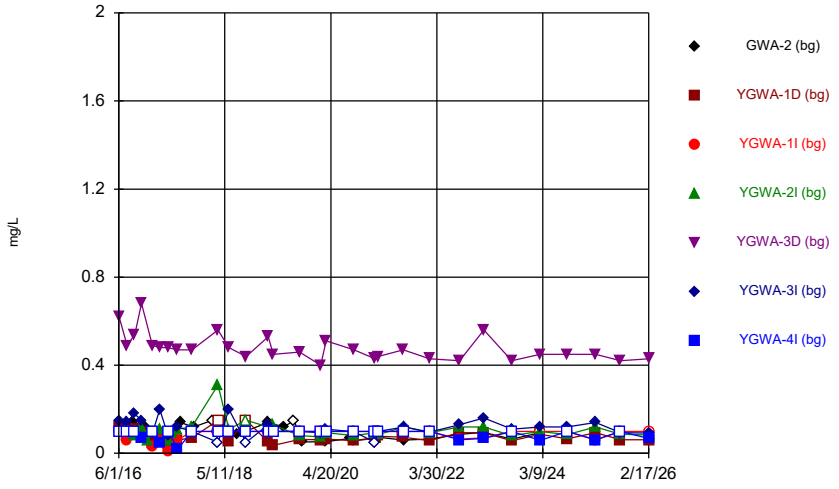

Constituent: Fluoride Analysis Run 5/13/2026 1:17 PM
Plant Yates Client: Southern Company Data: Yates AP-2

Sanitas™ v.10.1.06 Software licensed to Groundwater Stats Consulting. UG
Hollow symbols indicate censored values.

Time Series

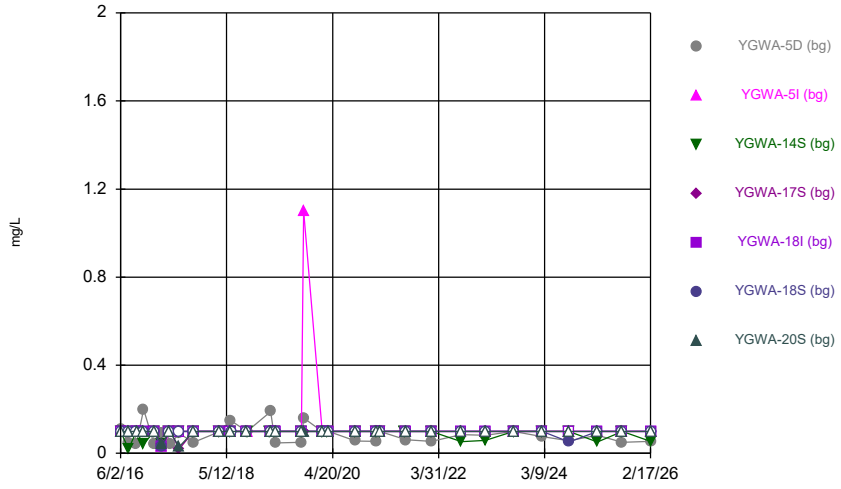

Constituent: Fluoride Analysis Run 5/13/2026 1:17 PM
Plant Yates Client: Southern Company Data: Yates AP-2

Sanitas™ v.10.1.06 Software licensed to Groundwater Stats Consulting. UG
Hollow symbols indicate censored values.

Time Series

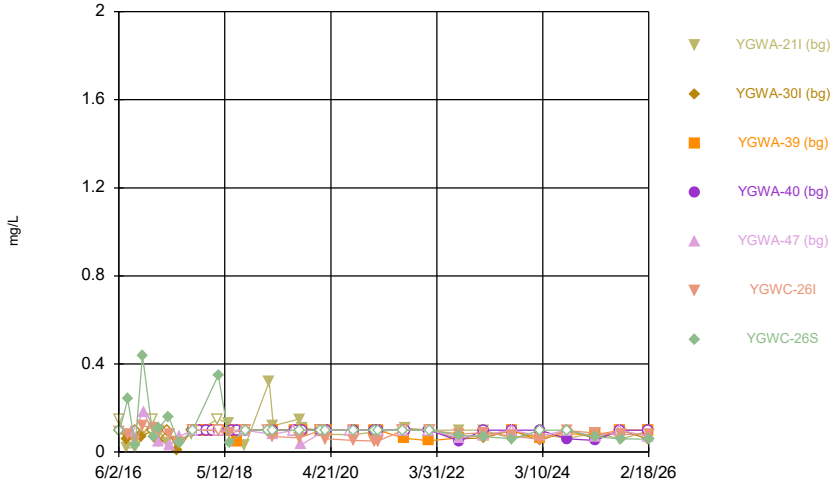

Constituent: Fluoride Analysis Run 5/13/2026 1:17 PM
Plant Yates Client: Southern Company Data: Yates AP-2

Sanitas™ v.10.1.06 Software licensed to Groundwater Stats Consulting. UG
Hollow symbols indicate censored values.

Time Series

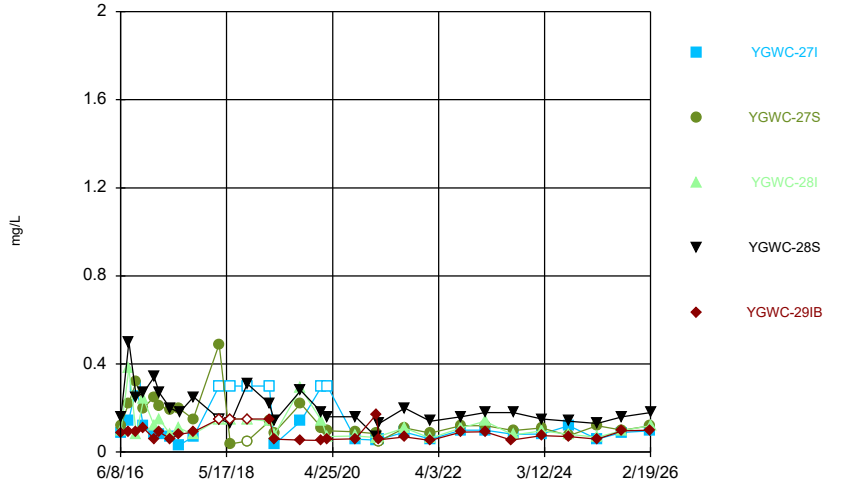

Constituent: Fluoride Analysis Run 5/13/2026 1:17 PM
Plant Yates Client: Southern Company Data: Yates AP-2

Sanitas™ v.10.1.06 Software licensed to Groundwater Stats Consulting. UG
Hollow symbols indicate censored values.

Time Series

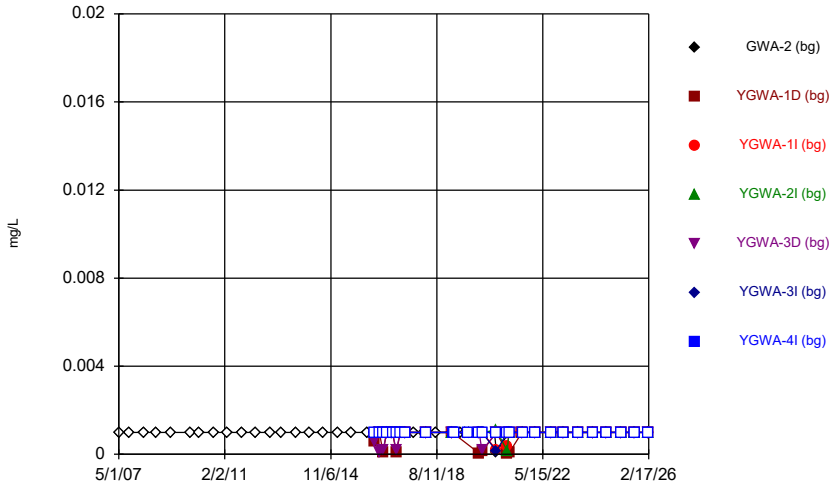

Constituent: Lead Analysis Run 5/13/2026 1:17 PM
Plant Yates Client: Southern Company Data: Yates AP-2

Sanitas™ v.10.1.06 Software licensed to Groundwater Stats Consulting. UG
Hollow symbols indicate censored values.

Time Series

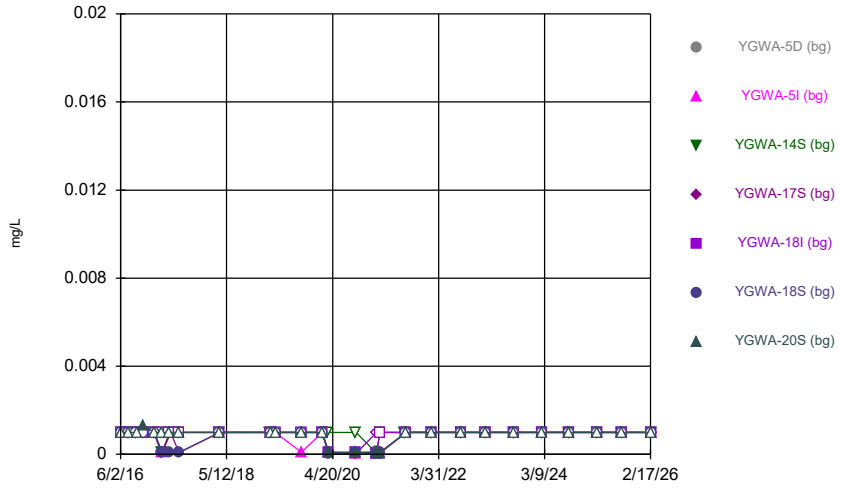

Constituent: Lead Analysis Run 5/13/2026 1:17 PM
Plant Yates Client: Southern Company Data: Yates AP-2

Sanitas™ v.10.1.06 Software licensed to Groundwater Stats Consulting. UG
Hollow symbols indicate censored values.

Time Series

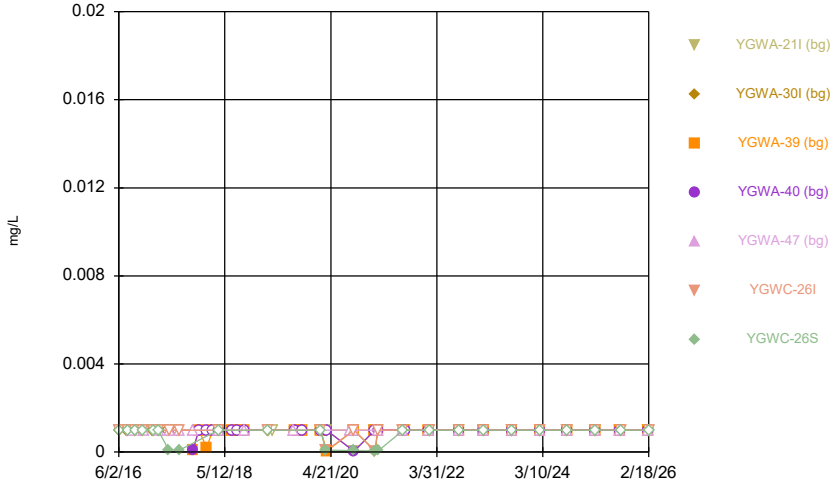

Constituent: Lead Analysis Run 5/13/2026 1:17 PM
Plant Yates Client: Southern Company Data: Yates AP-2

Sanitas™ v.10.1.06 Software licensed to Groundwater Stats Consulting. UG
Hollow symbols indicate censored values.

Time Series

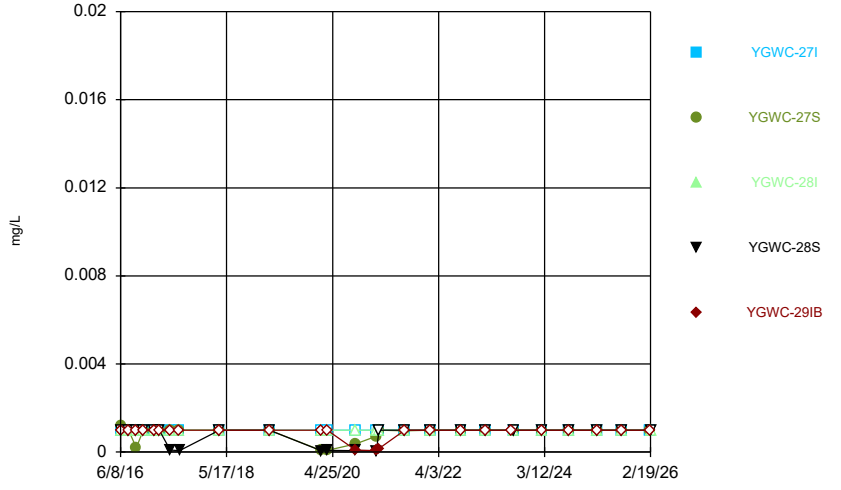

Constituent: Lead Analysis Run 5/13/2026 1:17 PM
Plant Yates Client: Southern Company Data: Yates AP-2

Sanitas™ v.10.1.06 Software licensed to Groundwater Stats Consulting. UG
Hollow symbols indicate censored values.

Time Series

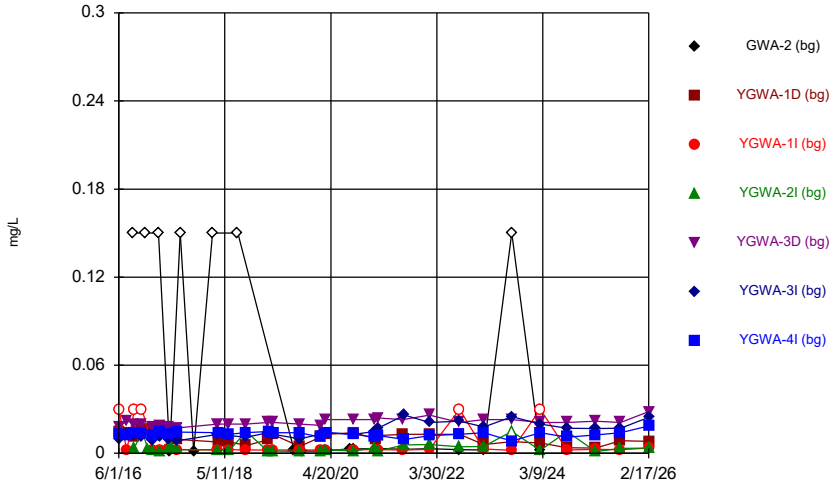

Constituent: Lithium Analysis Run 5/13/2026 1:17 PM
Plant Yates Client: Southern Company Data: Yates AP-2

Sanitas™ v.10.1.06 Software licensed to Groundwater Stats Consulting. UG
Hollow symbols indicate censored values.

Time Series

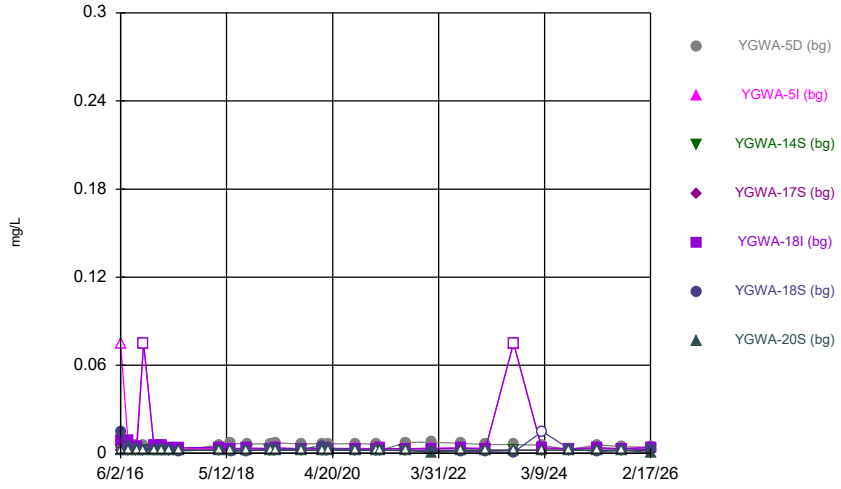

Constituent: Lithium Analysis Run 5/13/2026 1:17 PM
Plant Yates Client: Southern Company Data: Yates AP-2

Sanitas™ v.10.1.06 Software licensed to Groundwater Stats Consulting. UG
Hollow symbols indicate censored values.

Time Series

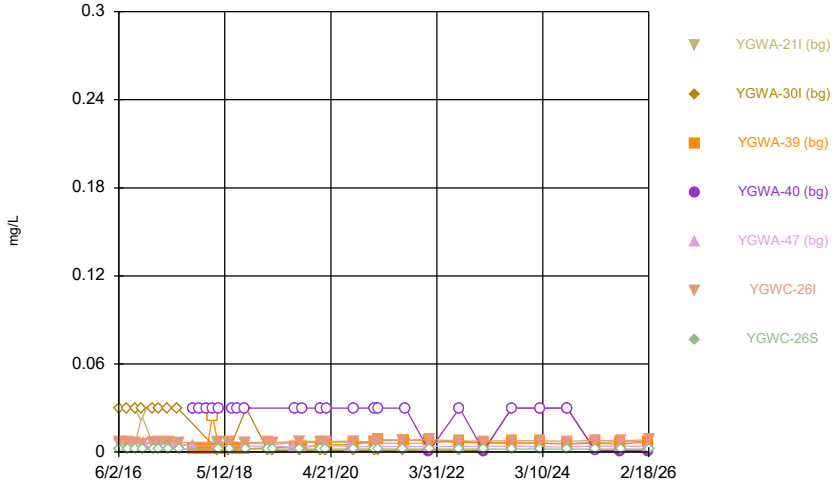

Constituent: Lithium Analysis Run 5/13/2026 1:17 PM
Plant Yates Client: Southern Company Data: Yates AP-2

Sanitas™ v.10.1.06 Software licensed to Groundwater Stats Consulting. UG
Hollow symbols indicate censored values.

Time Series

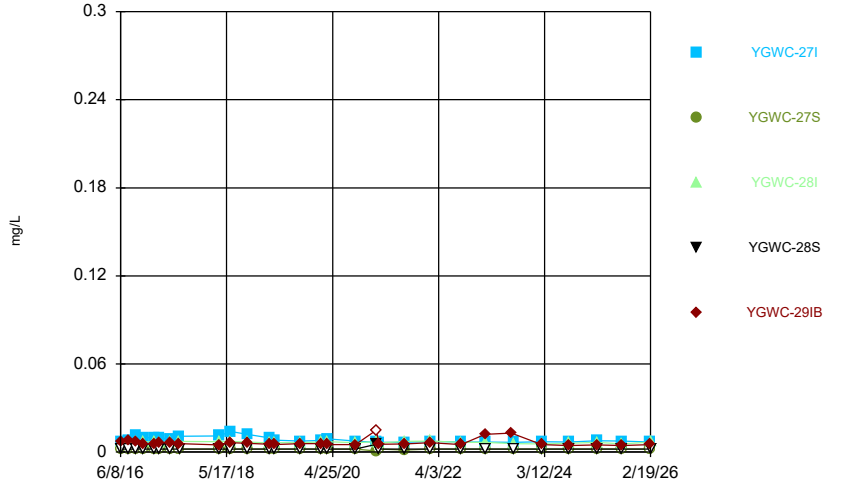

Constituent: Lithium Analysis Run 5/13/2026 1:17 PM
Plant Yates Client: Southern Company Data: Yates AP-2

Sanitas™ v.10.1.06 Software licensed to Groundwater Stats Consulting. UG
Hollow symbols indicate censored values.

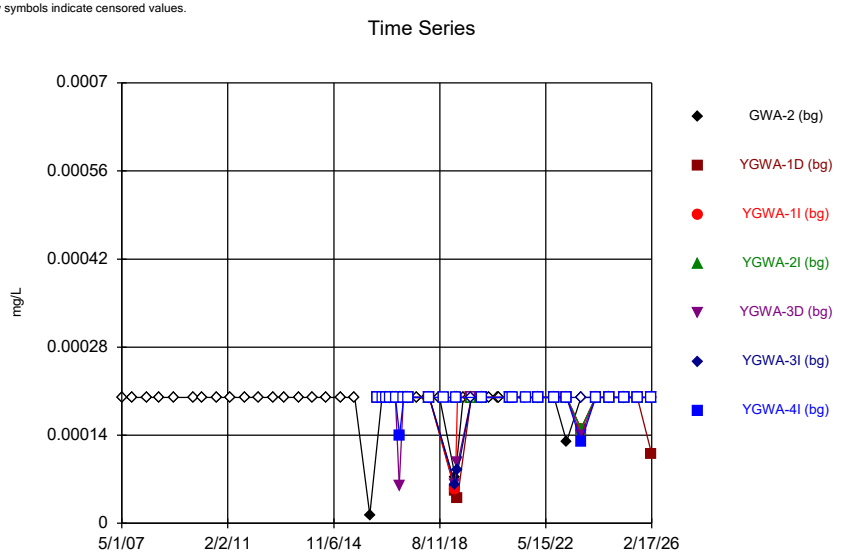

Constituent: Mercury Analysis Run 5/13/2026 1:17 PM
Plant Yates Client: Southern Company Data: Yates AP-2

Sanitas™ v.10.1.06 Software licensed to Groundwater Stats Consulting. UG
Hollow symbols indicate censored values.

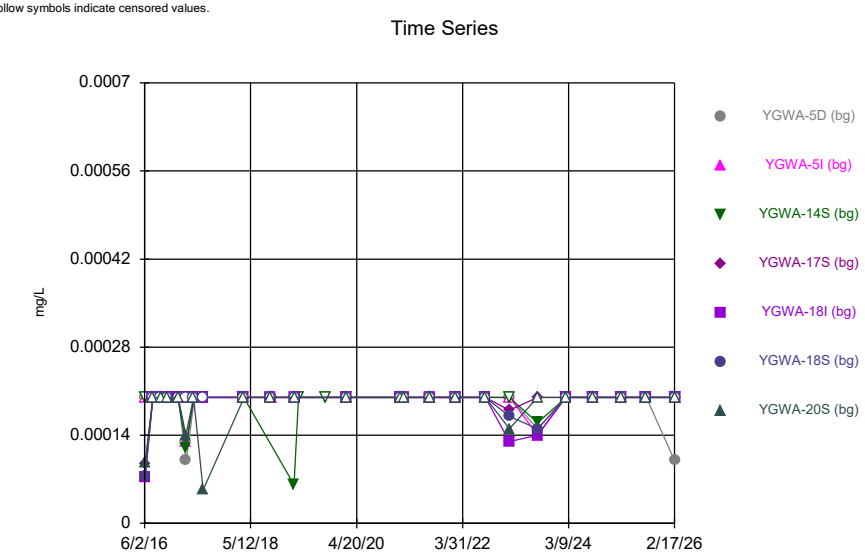

Constituent: Mercury Analysis Run 5/13/2026 1:17 PM
Plant Yates Client: Southern Company Data: Yates AP-2

Sanitas™ v.10.1.06 Software licensed to Groundwater Stats Consulting. UG
Hollow symbols indicate censored values.

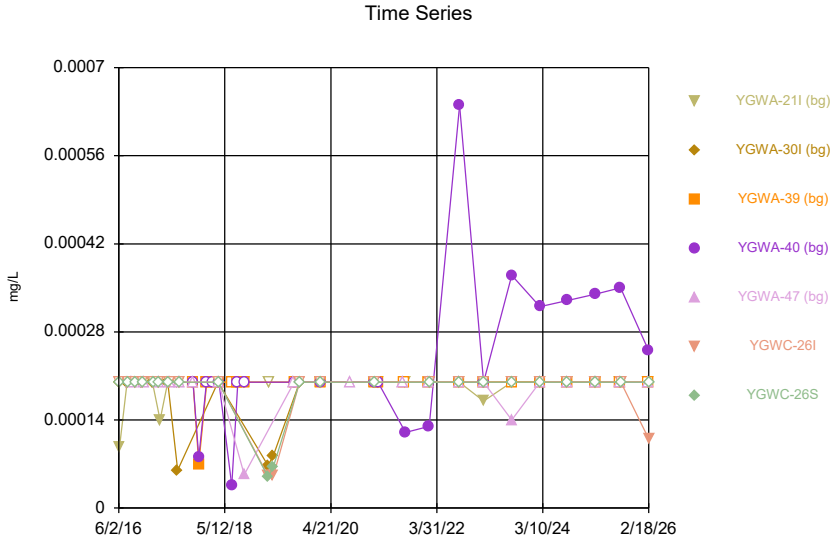

Constituent: Mercury Analysis Run 5/13/2026 1:17 PM
Plant Yates Client: Southern Company Data: Yates AP-2

Sanitas™ v.10.1.06 Software licensed to Groundwater Stats Consulting. UG
Hollow symbols indicate censored values.

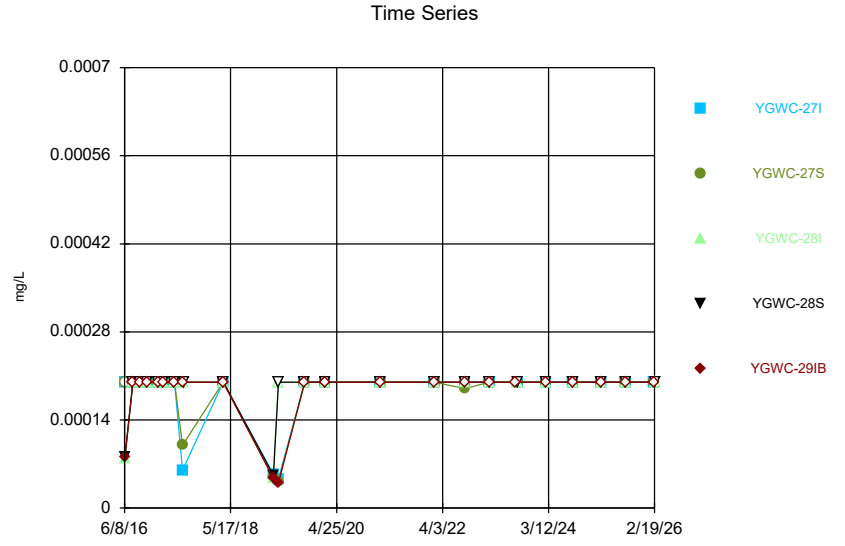

Constituent: Mercury Analysis Run 5/13/2026 1:17 PM
Plant Yates Client: Southern Company Data: Yates AP-2

Sanitas™ v.10.1.06 Software licensed to Groundwater Stats Consulting. UG
Hollow symbols indicate censored values.

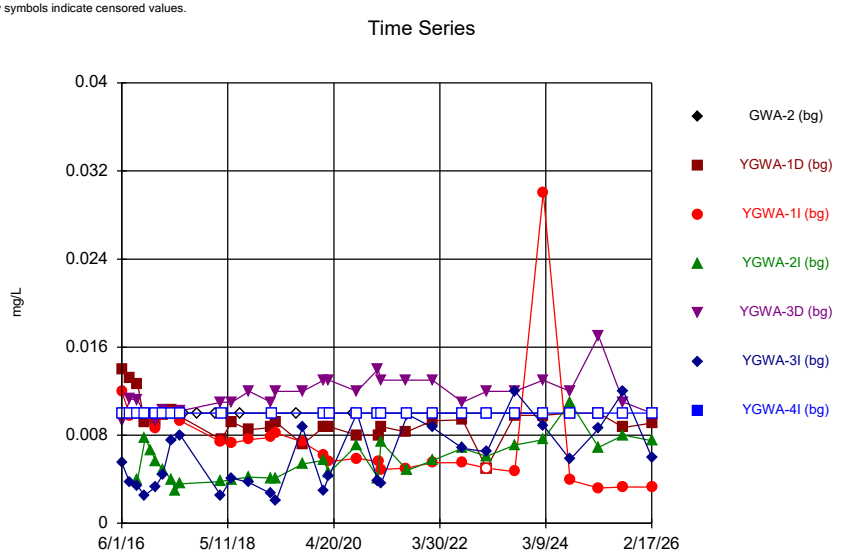

Constituent: Molybdenum Analysis Run 5/13/2026 1:17 PM
Plant Yates Client: Southern Company Data: Yates AP-2

Sanitas™ v.10.1.06 Software licensed to Groundwater Stats Consulting. UG
Hollow symbols indicate censored values.

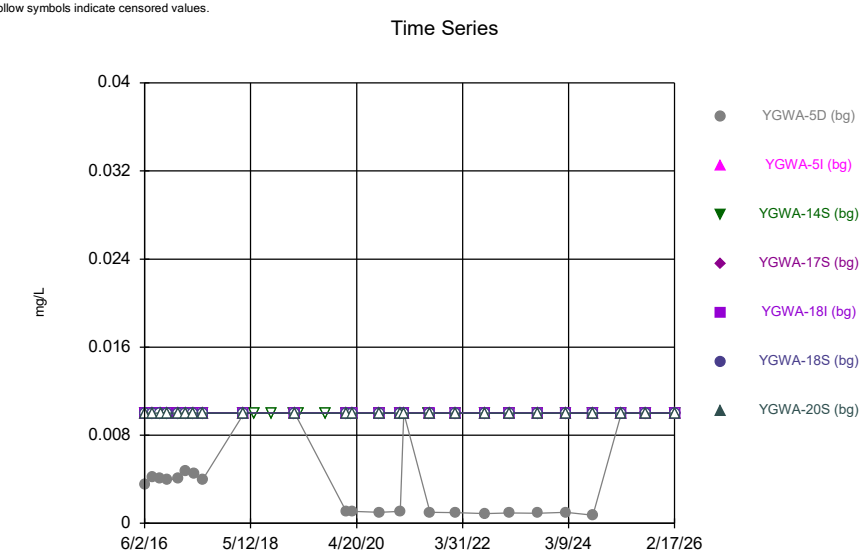

Constituent: Molybdenum Analysis Run 5/13/2026 1:17 PM
Plant Yates Client: Southern Company Data: Yates AP-2

Sanitas™ v.10.1.06 Software licensed to Groundwater Stats Consulting. UG
Hollow symbols indicate censored values.

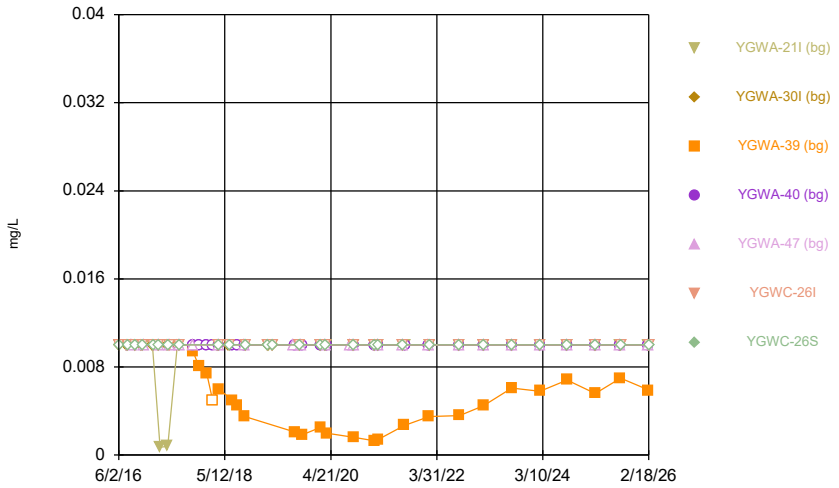

Constituent: Molybdenum Analysis Run 5/13/2026 1:17 PM
Plant Yates Client: Southern Company Data: Yates AP-2

Sanitas™ v.10.1.06 Software licensed to Groundwater Stats Consulting. UG
Hollow symbols indicate censored values.

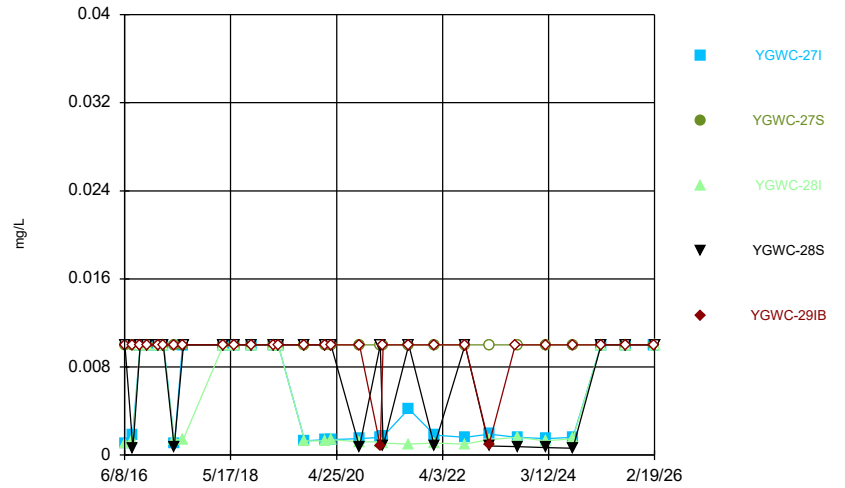

Constituent: Molybdenum Analysis Run 5/13/2026 1:17 PM
Plant Yates Client: Southern Company Data: Yates AP-2

Sanitas™ v.10.1.06 Software licensed to Groundwater Stats Consulting. UG

Time Series

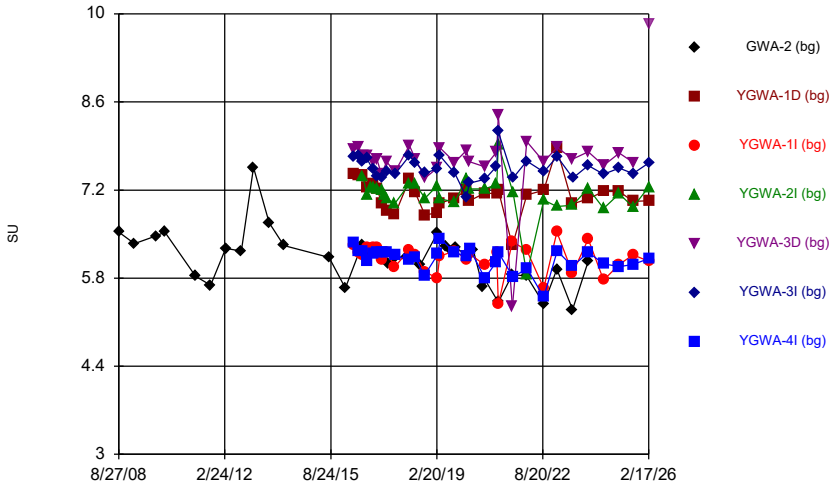

Constituent: pH, Field Analysis Run 5/13/2026 1:17 PM

Plant Yates Client: Southern Company Data: Yates AP-2

Sanitas™ v.10.1.06 Software licensed to Groundwater Stats Consulting. UG

Time Series

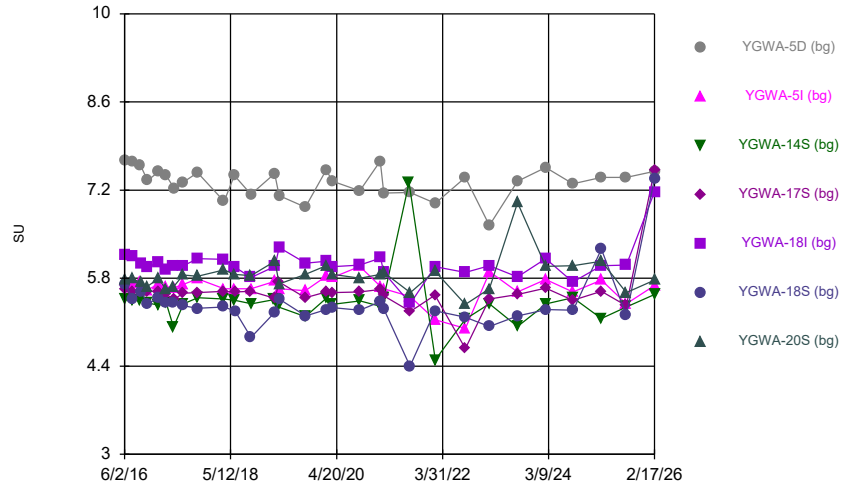

Constituent: pH, Field Analysis Run 5/13/2026 1:17 PM

Plant Yates Client: Southern Company Data: Yates AP-2

Sanitas™ v.10.1.06 Software licensed to Groundwater Stats Consulting. UG

Time Series

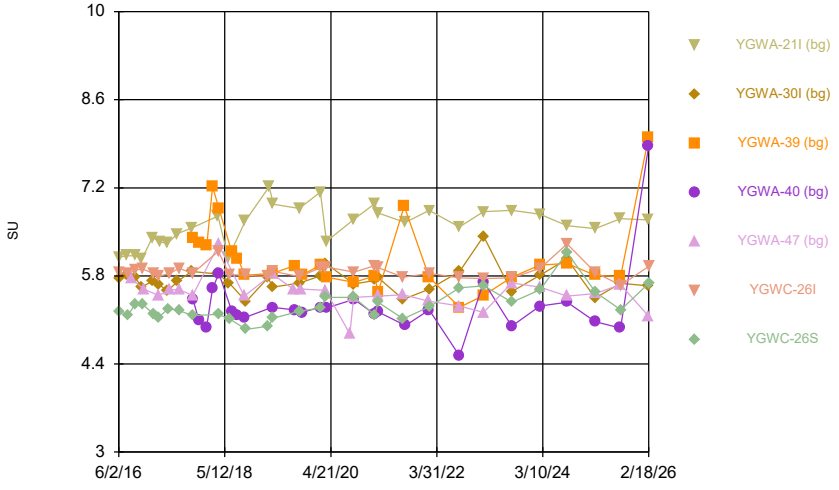

Constituent: pH, Field Analysis Run 5/13/2026 1:17 PM

Plant Yates Client: Southern Company Data: Yates AP-2

Sanitas™ v.10.1.06 Software licensed to Groundwater Stats Consulting. UG

Time Series

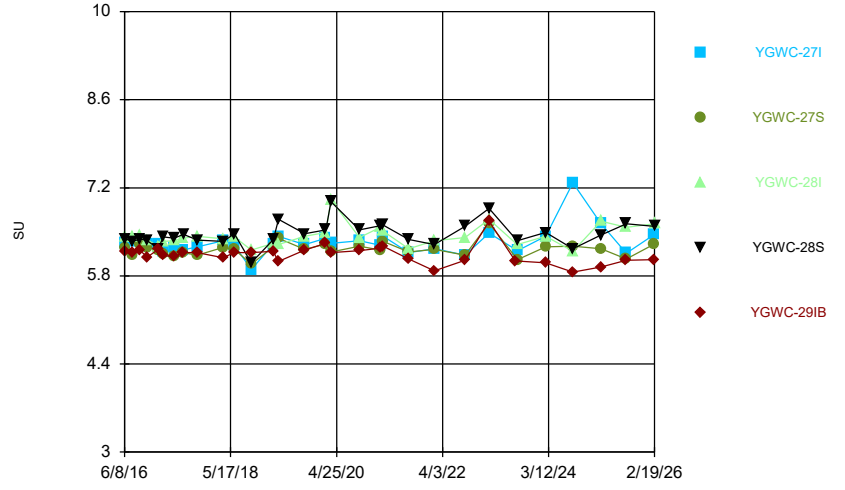

Constituent: pH, Field Analysis Run 5/13/2026 1:17 PM

Plant Yates Client: Southern Company Data: Yates AP-2

Sanitas™ v.10.1.06 Software licensed to Groundwater Stats Consulting. UG
Hollow symbols indicate censored values.

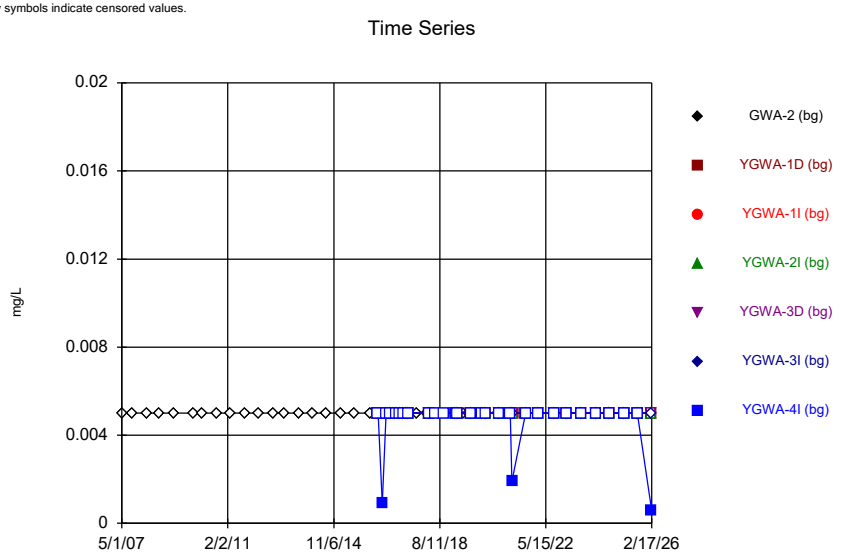

Constituent: Selenium Analysis Run 5/13/2026 1:18 PM
Plant Yates Client: Southern Company Data: Yates AP-2

Sanitas™ v.10.1.06 Software licensed to Groundwater Stats Consulting. UG
Hollow symbols indicate censored values.

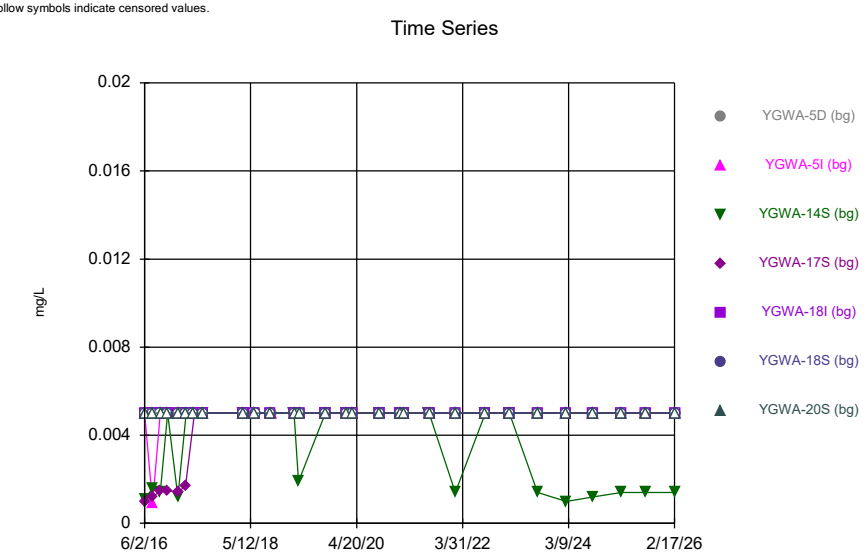

Constituent: Selenium Analysis Run 5/13/2026 1:18 PM
Plant Yates Client: Southern Company Data: Yates AP-2

Sanitas™ v.10.1.06 Software licensed to Groundwater Stats Consulting. UG
Hollow symbols indicate censored values.

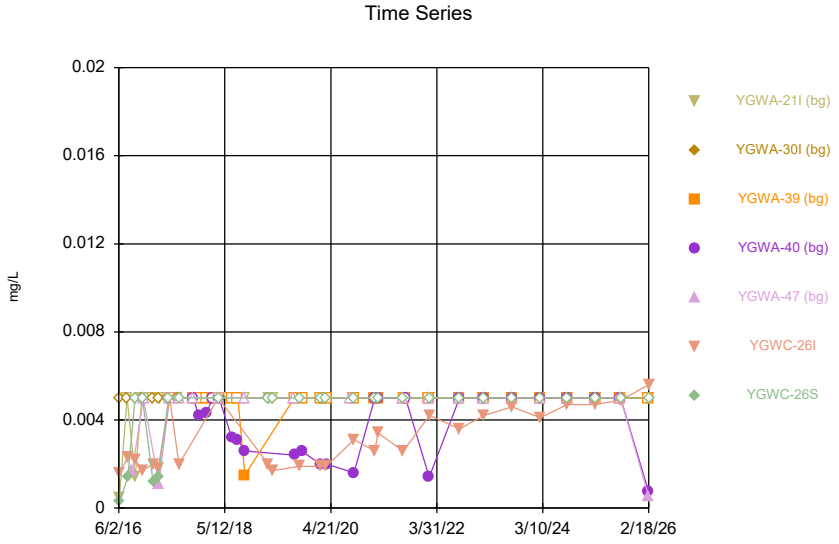

Constituent: Selenium Analysis Run 5/13/2026 1:18 PM
Plant Yates Client: Southern Company Data: Yates AP-2

Sanitas™ v.10.1.06 Software licensed to Groundwater Stats Consulting. UG
Hollow symbols indicate censored values.

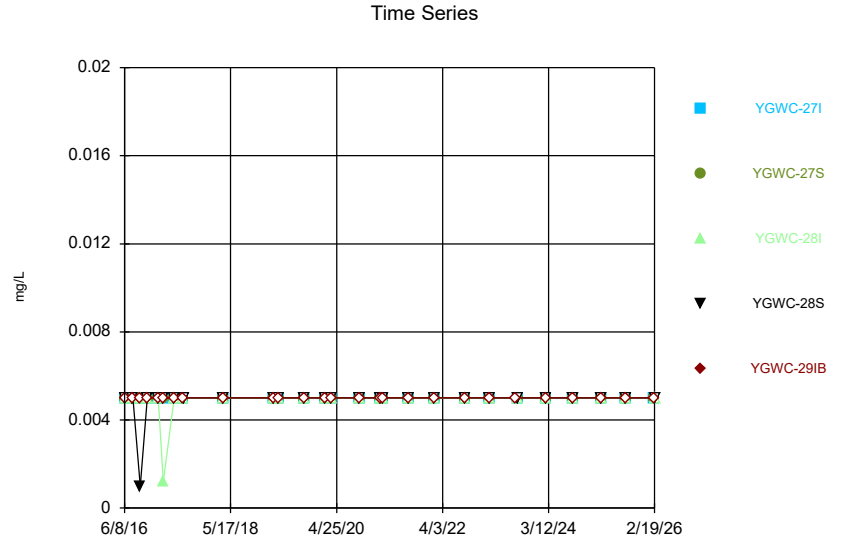

Constituent: Selenium Analysis Run 5/13/2026 1:18 PM
Plant Yates Client: Southern Company Data: Yates AP-2

Sanitas™ v.10.1.06 Software licensed to Groundwater Stats Consulting. UG

Time Series

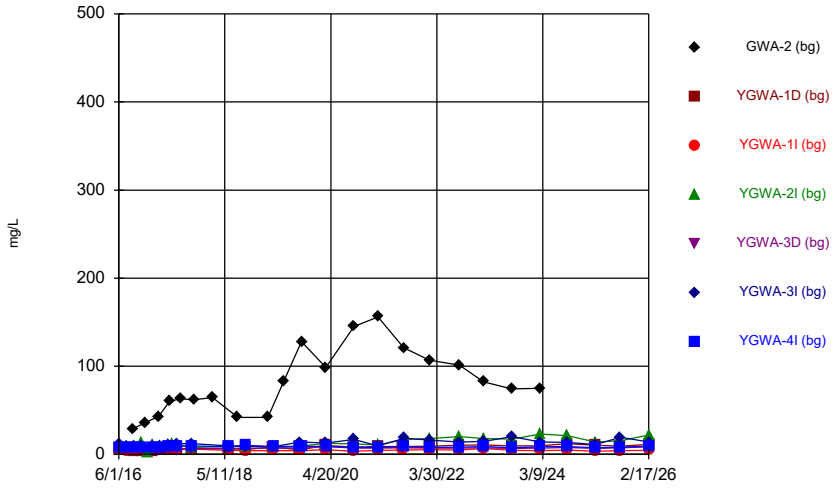

Constituent: Sulfate Analysis Run 5/13/2026 1:18 PM

Plant Yates Client: Southern Company Data: Yates AP-2

Sanitas™ v.10.1.06 Software licensed to Groundwater Stats Consulting. UG

Hollow symbols indicate censored values.

Time Series

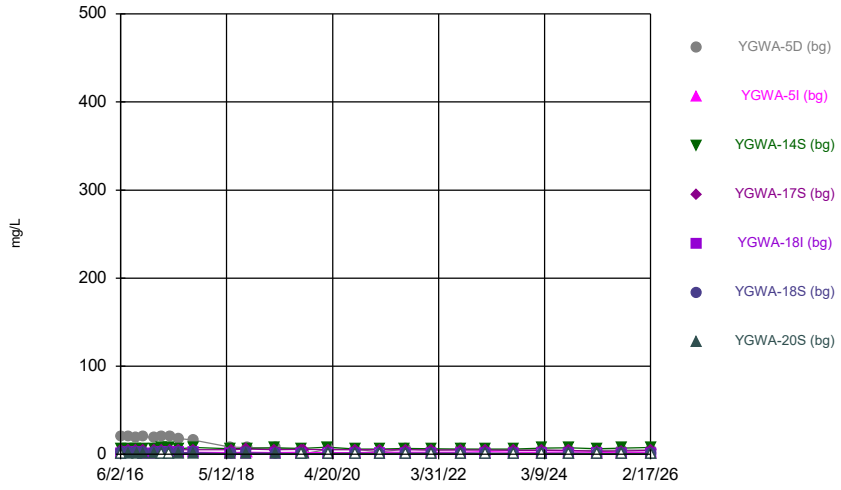

Constituent: Sulfate Analysis Run 5/13/2026 1:18 PM

Plant Yates Client: Southern Company Data: Yates AP-2

Sanitas™ v.10.1.06 Software licensed to Groundwater Stats Consulting. UG

Time Series

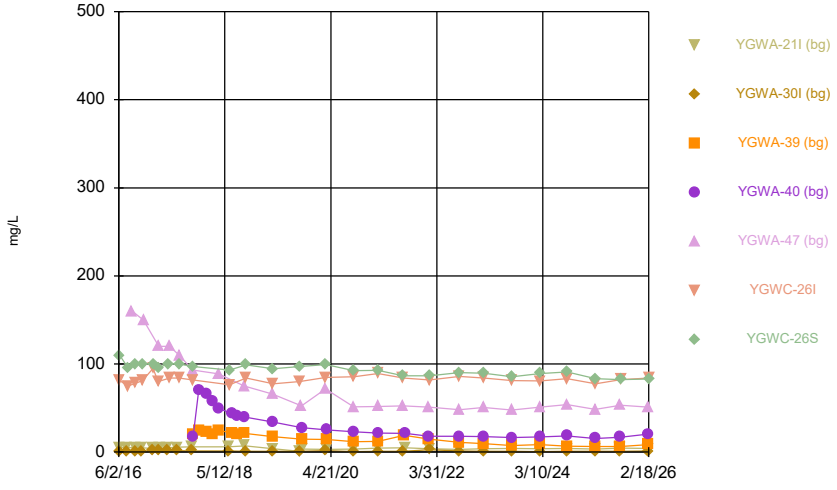

Constituent: Sulfate Analysis Run 5/13/2026 1:18 PM

Plant Yates Client: Southern Company Data: Yates AP-2

Sanitas™ v.10.1.06 Software licensed to Groundwater Stats Consulting. UG

Time Series

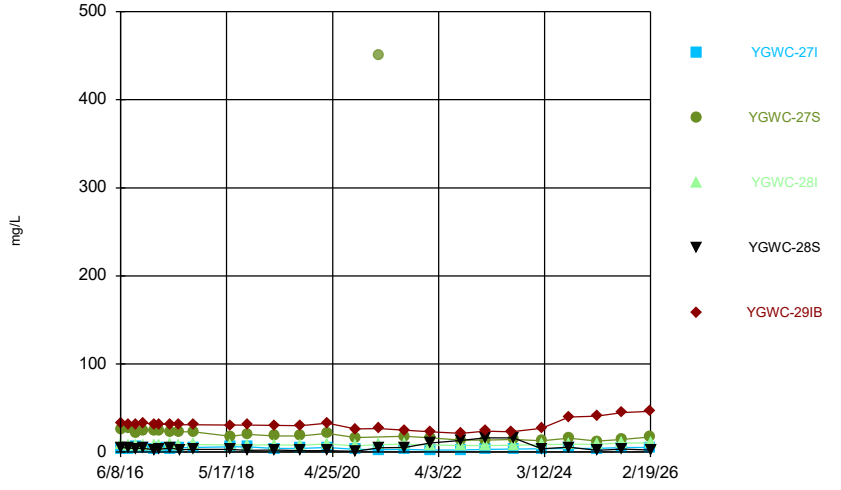

Constituent: Sulfate Analysis Run 5/13/2026 1:18 PM

Plant Yates Client: Southern Company Data: Yates AP-2

Sanitas™ v.10.1.06 Software licensed to Groundwater Stats Consulting. UG

Time Series

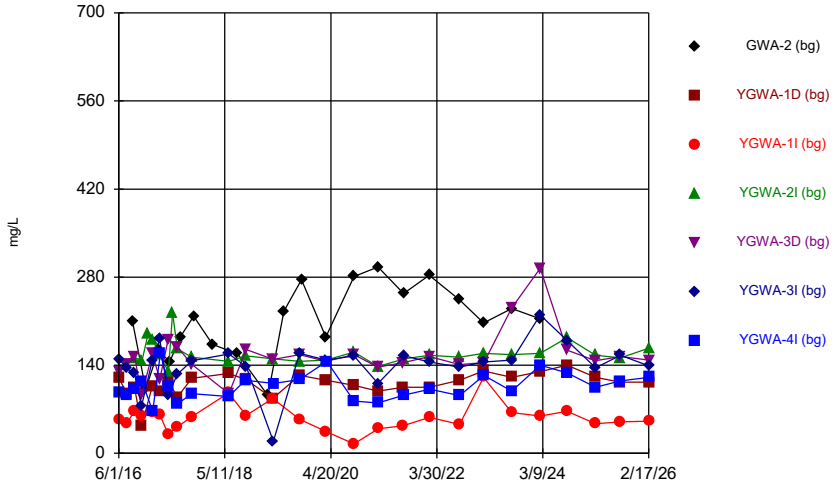

Constituent: TDS Analysis Run 5/13/2026 1:18 PM

Plant Yates Client: Southern Company Data: Yates AP-2

Sanitas™ v.10.1.06 Software licensed to Groundwater Stats Consulting. UG

Time Series

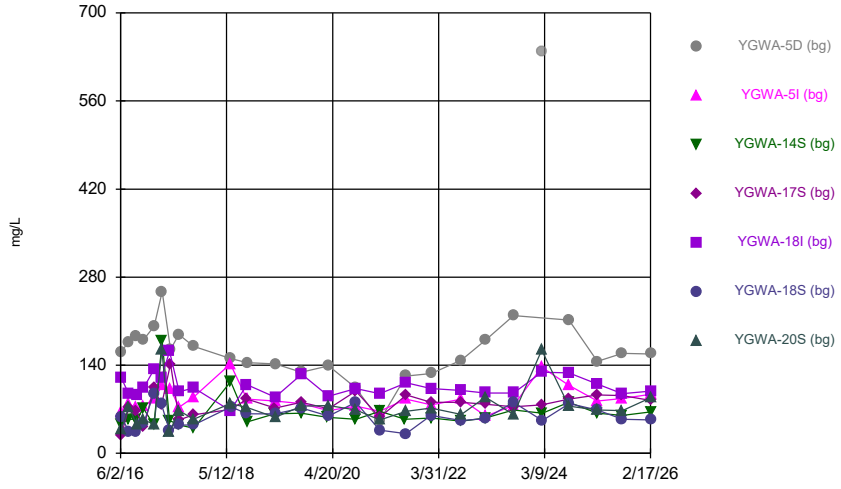

Constituent: TDS Analysis Run 5/13/2026 1:18 PM

Plant Yates Client: Southern Company Data: Yates AP-2

Sanitas™ v.10.1.06 Software licensed to Groundwater Stats Consulting. UG
Hollow symbols indicate censored values.

Time Series

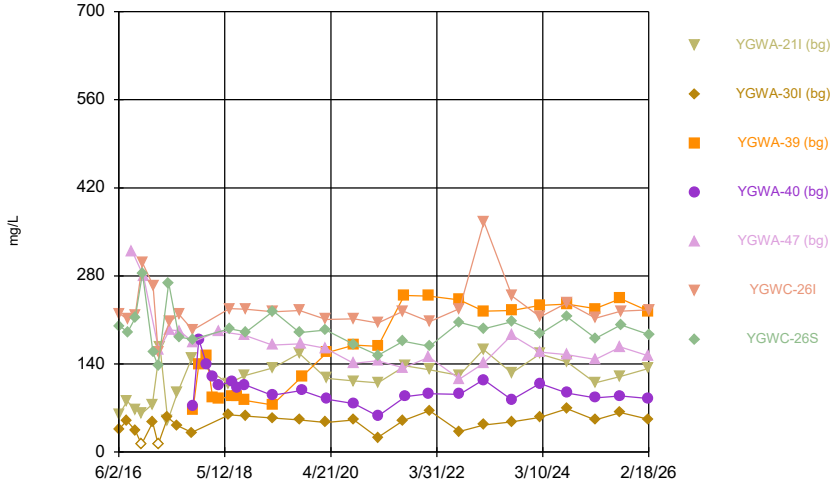

Constituent: TDS Analysis Run 5/13/2026 1:18 PM

Plant Yates Client: Southern Company Data: Yates AP-2

Sanitas™ v.10.1.06 Software licensed to Groundwater Stats Consulting. UG
Hollow symbols indicate censored values.

Time Series

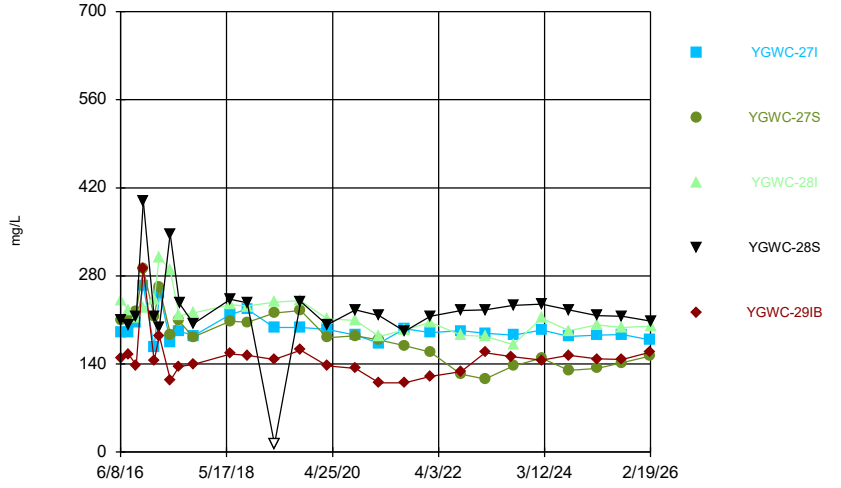

Constituent: TDS Analysis Run 5/13/2026 1:18 PM

Plant Yates Client: Southern Company Data: Yates AP-2

Sanitas™ v.10.1.06 Software licensed to Groundwater Stats Consulting. UG
Hollow symbols indicate censored values.

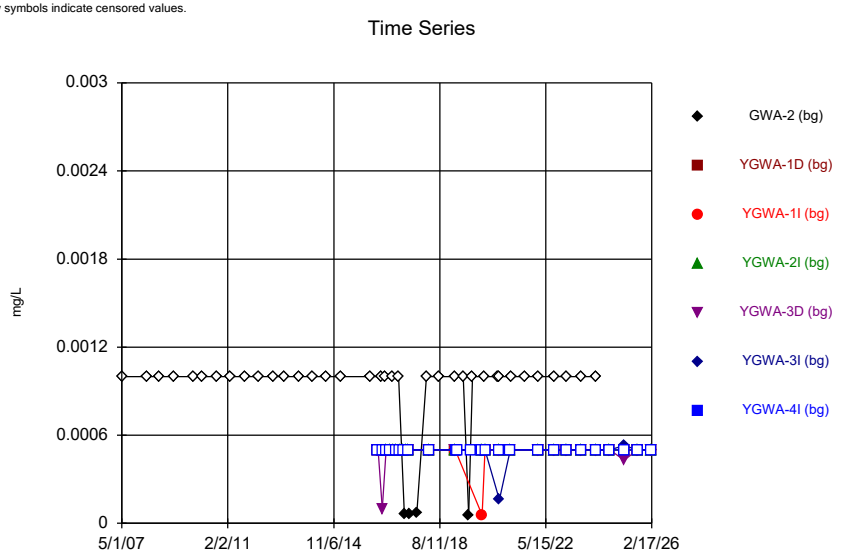

Constituent: Thallium Analysis Run 5/13/2026 1:18 PM
Plant Yates Client: Southern Company Data: Yates AP-2

Sanitas™ v.10.1.06 Software licensed to Groundwater Stats Consulting. UG
Hollow symbols indicate censored values.

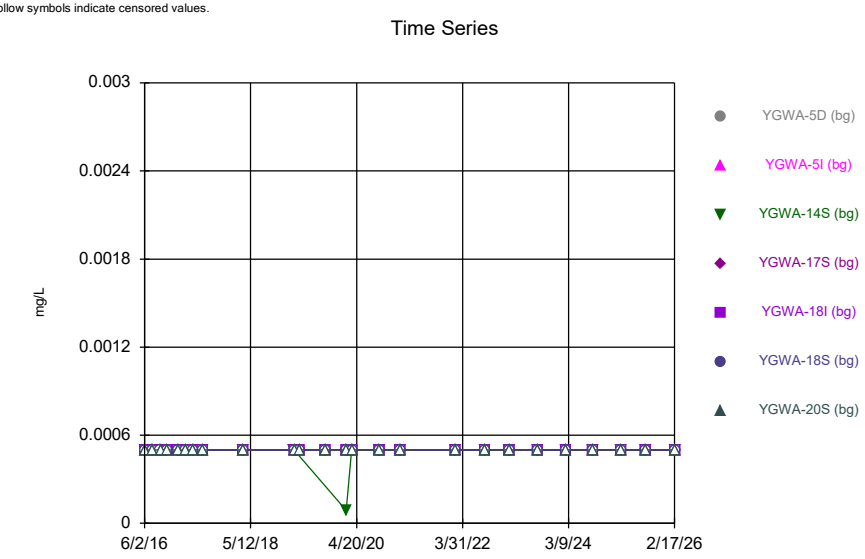

Constituent: Thallium Analysis Run 5/13/2026 1:18 PM
Plant Yates Client: Southern Company Data: Yates AP-2

Sanitas™ v.10.1.06 Software licensed to Groundwater Stats Consulting. UG
Hollow symbols indicate censored values.

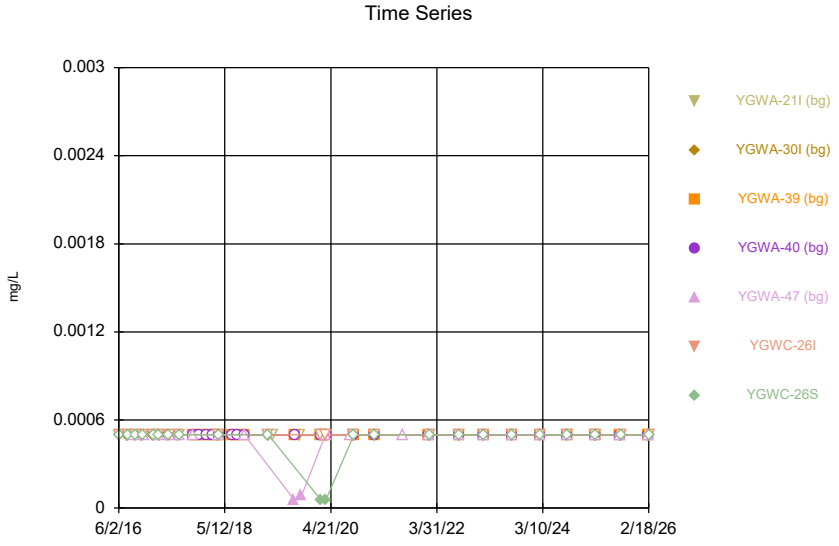

Constituent: Thallium Analysis Run 5/13/2026 1:18 PM
Plant Yates Client: Southern Company Data: Yates AP-2

Sanitas™ v.10.1.06 Software licensed to Groundwater Stats Consulting. UG
Hollow symbols indicate censored values.

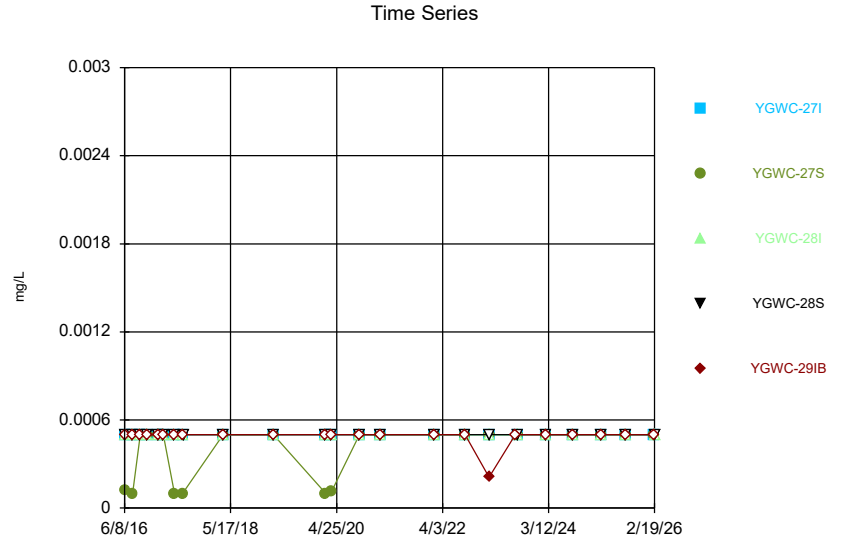

Constituent: Thallium Analysis Run 5/13/2026 1:18 PM
Plant Yates Client: Southern Company Data: Yates AP-2

Time Series

Constituent: Arsenic (mg/L) Analysis Run 5/13/2026 1:18 PM

Plant Yates Client: Southern Company Data: Yates AP-2

	GWA-2 (bg)	YGWA-1D (bg)	YGWA-1I (bg)	YGWA-2I (bg)	YGWA-3D (bg)	YGWA-3I (bg)	YGWA-4I (bg)
5/1/2007	<0.005						
9/12/2007	<0.005						
3/20/2008	<0.005						
8/27/2008	<0.005						
3/3/2009	<0.005						
11/18/2009	<0.005						
3/3/2010	<0.005						
9/8/2010	<0.005						
3/10/2011	<0.005						
9/8/2011	<0.005						
3/5/2012	<0.005						
9/10/2012	<0.005						
2/6/2013	<0.005						
8/12/2013	<0.005						
2/5/2014	<0.005						
8/5/2014	<0.005						
2/4/2015	<0.005						
8/3/2015	<0.005						
2/16/2016	<0.005						
6/1/2016		0.0021	<0.002			<0.002	
6/2/2016					<0.002		<0.002
7/21/2016	<0.005						
7/25/2016			<0.002			<0.002	
7/26/2016		0.0016 (J)			<0.002		<0.002
8/31/2016	<0.005						
9/13/2016		<0.002	<0.002				
9/14/2016				<0.002		<0.002	<0.002
9/15/2016					<0.002		
11/1/2016		<0.002			<0.002	<0.002	
11/2/2016							<0.002
11/4/2016			<0.002	0.0017 (J)			
11/28/2016	<0.005						
12/15/2016				0.0023 (J)			
1/11/2017		0.0017 (J)			<0.002	<0.002	
1/13/2017							<0.002
1/16/2017			<0.002	0.0018 (J)			
2/22/2017	<0.005						
3/1/2017						0.0004 (J)	
3/2/2017		0.0014 (J)	<0.002		<0.002		
3/3/2017				0.0016 (J)			
3/6/2017							<0.002
4/26/2017					0.0009 (J)	0.0014 (J)	
4/27/2017		0.0018 (J)	<0.002				
4/28/2017				0.002 (J)			
5/1/2017							<0.002
5/8/2017	<0.005						
5/26/2017				0.0005 (J)			
6/27/2017		0.0018 (J)	<0.002				
6/28/2017				0.0016 (J)	0.0007 (J)	0.0011 (J)	
6/29/2017							<0.002
7/17/2017	<0.005						
10/16/2017	<0.005						

ND substitution: RL or RL/2 if <15% NDs.

Time Series

Constituent: Arsenic (mg/L) Analysis Run 5/13/2026 1:18 PM

Plant Yates Client: Southern Company Data: Yates AP-2

	GWA-2 (bg)	YGWA-1D (bg)	YGWA-1I (bg)	YGWA-2I (bg)	YGWA-3D (bg)	YGWA-3I (bg)	YGWA-4I (bg)
2/19/2018	<0.005						
3/27/2018			<0.002				
3/28/2018				0.0013 (J)	<0.002	<0.002	
3/29/2018		0.0017 (J)					<0.002
6/5/2018		0.0013 (J)					
6/6/2018			<0.002				
6/7/2018				0.00082 (J)	<0.002		0.00059 (J)
6/8/2018						<0.002	
8/6/2018	<0.005						
9/26/2018							<0.002
10/1/2018		0.0016 (J)	<0.002	0.0011 (J)	<0.002	<0.002	
2/25/2019	<0.005						
2/27/2019		0.0015 (J)	<0.002	0.001 (J)	<0.002	<0.002	
3/4/2019							<0.002
3/28/2019		0.00072 (J)	<0.002				
3/29/2019				0.00063 (J)			
4/1/2019					<0.002	<0.002	
4/3/2019							<0.002
6/12/2019	0.00038 (J)						
8/19/2019	0.00095 (J)						
9/24/2019		0.0014 (J)	<0.002	<0.002			
9/25/2019					<0.002	<0.002	<0.002
10/8/2019	<0.005						
2/10/2020		0.0026 (J)	0.0005 (J)				
2/11/2020				0.0044 (J)		0.0041 (J)	
2/12/2020					0.0038 (J)		<0.002
3/17/2020	<0.005						
3/18/2020			<0.002				
3/19/2020		0.00095 (J)		0.00066 (J)	<0.002	<0.002	
3/25/2020							<0.002
8/26/2020	<0.005						
9/22/2020	<0.005						<0.002
9/23/2020		0.0011 (J)	<0.002	0.001 (J)	<0.002	<0.002	
2/9/2021							<0.002
2/10/2021				<0.002	0.00094 (J)	0.00078 (J)	
2/12/2021		<0.002	<0.002				
3/2/2021	<0.005						
3/3/2021		<0.002	<0.002	0.00098 (J)	<0.002	<0.002	<0.002
8/19/2021		<0.002	<0.002		<0.002		
8/20/2021	<0.005						
8/26/2021							<0.002
8/27/2021				<0.002		<0.002	
2/8/2022	0.0033 (J)						
2/9/2022		0.0031 (J)	0.0033 (J)	0.0037 (J)	0.002 (J)	0.0018 (J)	
2/11/2022							0.0014 (J)
8/30/2022	0.0024 (J)	<0.002		0.0027 (J)			
8/31/2022			<0.002		0.0028 (J)	<0.002	<0.002
2/7/2023	<0.005	<0.002	<0.002	<0.002			
2/8/2023					0.003 (J)	0.0024 (J)	
2/9/2023							<0.002
8/15/2023	<0.005	<0.002	<0.002	<0.002	<0.002		<0.002
8/16/2023						<0.002	

ND substitution: RL or RL/2 if <15% NDs.

Time Series

Constituent: Arsenic (mg/L) Analysis Run 5/13/2026 1:18 PM

Plant Yates Client: Southern Company Data: Yates AP-2

	GWA-2 (bg)	YGWA-1D (bg)	YGWA-1I (bg)	YGWA-2I (bg)	YGWA-3D (bg)	YGWA-3I (bg)	YGWA-4I (bg)
2/20/2024	0.0015 (J)	<0.002	<0.002	0.0019 (J)	0.0027 (J)	0.0013 (J)	<0.002
8/20/2024		0.00099 (J)	<0.002	<0.002	<0.002	<0.002	<0.002
2/25/2025		0.0016 (J)	<0.002	<0.002	<0.002	<0.002	<0.002
8/12/2025		<0.002	<0.002	<0.002	<0.002	<0.002	<0.002
2/17/2026		0.00063 (J)	<0.002	<0.002	<0.002	<0.002	<0.002

ND substitution: RL or RL/2 if <15% NDs.

Time Series

Constituent: Arsenic (mg/L) Analysis Run 5/13/2026 1:18 PM

Plant Yates Client: Southern Company Data: Yates AP-2

	YGWA-5D (bg)	YGWA-5I (bg)	YGWA-14S (bg)	YGWA-17S (bg)	YGWA-18I (bg)	YGWA-18S (bg)	YGWA-20S (bg)
6/2/2016	0.00071 (J)	<0.002	<0.002				
6/6/2016					<0.002	<0.002	
6/7/2016				<0.002			<0.002
7/26/2016	0.001 (J)	<0.002	<0.002				
7/27/2016				<0.002	<0.002	<0.002	<0.002
9/14/2016	<0.002	<0.002					
9/15/2016			<0.002				
9/16/2016				<0.002		<0.002	
9/19/2016					<0.002		<0.002
11/2/2016	<0.002		<0.002				<0.002
11/3/2016				<0.002	<0.002	<0.002	
11/4/2016		<0.002					
1/10/2017			<0.002				
1/11/2017				<0.002	<0.002	<0.002	
1/12/2017	<0.002	<0.002					
1/13/2017							<0.002
3/1/2017					<0.002	<0.002	
3/2/2017				<0.002			
3/6/2017							<0.002
3/7/2017	0.0012 (J)	<0.002					
3/8/2017			<0.002				
4/26/2017			0.0007 (J)		0.0008 (J)	<0.002	<0.002
5/1/2017	0.001 (J)						
5/2/2017		0.0006 (J)		<0.002			
6/27/2017	0.0019 (J)	<0.002					
6/28/2017					<0.002	<0.002	
6/29/2017				<0.002			<0.002
6/30/2017			<0.002				
3/27/2018			<0.002				
3/28/2018				<0.002	<0.002	0.00061 (J)	
3/29/2018	0.0006 (J)	<0.002					<0.002
6/6/2018	0.0013 (J)						<0.002
6/7/2018		<0.002			0.00066 (J)		
6/8/2018			<0.002				
6/11/2018				<0.002		<0.002	
9/25/2018				<0.002	<0.002	<0.002	<0.002
9/26/2018	0.0014 (J)	<0.002					
10/1/2018			<0.002				
2/26/2019			<0.002				
3/4/2019	<0.002	<0.002					
3/5/2019				<0.002		<0.002	<0.002
3/6/2019					<0.002		
3/29/2019			<0.002				
4/2/2019				<0.002			
4/3/2019	<0.002	<0.002			<0.002	<0.002	<0.002
9/24/2019	0.00043 (J)	<0.002					
9/25/2019			<0.002	<0.002			<0.002
9/26/2019					<0.002	<0.002	
2/11/2020				0.0022 (J)	0.0014 (J)	0.0026 (J)	
2/12/2020	0.0046 (J)	0.002 (J)	<0.002				<0.002
3/18/2020			<0.002				
3/24/2020	0.00065 (J)	<0.002		<0.002	<0.002	<0.002	<0.002

ND substitution: RL or RL/2 if <15% NDs.

Time Series

Constituent: Arsenic (mg/L) Analysis Run 5/13/2026 1:18 PM

Plant Yates Client: Southern Company Data: Yates AP-2

	YGWA-5D (bg)	YGWA-5I (bg)	YGWA-14S (bg)	YGWA-17S (bg)	YGWA-18I (bg)	YGWA-18S (bg)	YGWA-20S (bg)
9/22/2020	0.001 (J)	<0.002					
9/23/2020				<0.002	<0.002	<0.002	
9/24/2020							<0.002
9/25/2020			<0.002				
2/8/2021	<0.002	<0.002					
2/9/2021				<0.002	<0.002	<0.002	<0.002
2/10/2021			<0.002				
3/2/2021	<0.002	<0.002	<0.002				
3/3/2021				<0.002	<0.002	<0.002	<0.002
8/19/2021			<0.002				
8/26/2021	0.0016 (J)	<0.002				<0.002	
8/27/2021				<0.002	<0.002		<0.002
2/9/2022				0.0024 (J)	0.0022 (J)	0.0024 (J)	0.0021 (J)
2/10/2022	0.004 (J)	0.0016 (J)	0.0016 (J)				
8/30/2022	0.0031 (J)	<0.002		<0.002	<0.002	<0.002	
8/31/2022			<0.002				<0.002
2/7/2023	0.003 (J)			<0.002	<0.002	<0.002	<0.002
2/8/2023			<0.002				
2/9/2023		<0.002					
8/15/2023	<0.002	<0.002	<0.002	<0.002	<0.002	<0.002	<0.002
2/20/2024	0.003 (J)	<0.002		<0.002	<0.002		<0.002
2/23/2024			<0.002			<0.002	
8/20/2024	0.0012 (J)	<0.002	<0.002	<0.002	<0.002		<0.002
8/21/2024						<0.002	
2/25/2025	<0.002	<0.002	<0.002	<0.002	<0.002	<0.002	<0.002
8/12/2025	<0.002	<0.002	<0.002	<0.002	<0.002	<0.002	<0.002
2/17/2026	0.0012 (J)	<0.002	<0.002	<0.002	<0.002	<0.002	<0.002

ND substitution: RL or RL/2 if <15% NDs.

Time Series

Constituent: Arsenic (mg/L) Analysis Run 5/13/2026 1:18 PM

Plant Yates Client: Southern Company Data: Yates AP-2

	YGWA-21I (bg)	YGWA-30I (bg)	YGWA-39 (bg)	YGWA-40 (bg)	YGWA-47 (bg)	YGWC-26I	YGWC-26S
6/2/2016		<0.002					
6/7/2016	<0.002						
6/8/2016						<0.002	<0.002
7/25/2016		<0.002					
7/28/2016	<0.002						
8/1/2016						<0.002	<0.002
8/30/2016					<0.002		
9/19/2016	<0.002	<0.002					
9/20/2016						<0.002	<0.002
11/1/2016		<0.002					
11/3/2016	<0.002						
11/7/2016						<0.002	<0.002
11/14/2016					<0.002		
1/13/2017	<0.002						
1/16/2017		<0.002					
1/18/2017						<0.002	<0.002
2/21/2017		<0.002				<0.002	<0.002
2/24/2017					<0.002		
3/6/2017	0.0017 (J)						
4/26/2017	0.0017 (J)	<0.002					
5/3/2017							<0.002
5/8/2017					<0.002	<0.002	
6/29/2017	0.0012 (J)						
6/30/2017		<0.002					
7/10/2017						<0.002	<0.002
7/11/2017					<0.002		
10/10/2017					0.0007 (J)		
10/11/2017			0.0009 (J)				
10/12/2017				<0.002			
11/20/2017			<0.002	<0.002			
1/10/2018				<0.002			
1/11/2018			<0.002				
2/19/2018				<0.002			
2/20/2018			<0.002				
3/27/2018		<0.002					
3/29/2018	0.0015 (J)						
3/30/2018						<0.002	<0.002
4/2/2018					<0.002		
4/3/2018			<0.002	<0.002			
6/5/2018	0.0013 (J)						
6/11/2018		<0.002					
6/13/2018						<0.002	<0.002
6/28/2018			<0.002	<0.002			
8/7/2018			<0.002	<0.002			
9/19/2018					0.00072 (J)		
9/24/2018			<0.002	<0.002			
9/25/2018	0.0022 (J)						
10/2/2018		<0.002				<0.002	<0.002
2/26/2019		<0.002					
2/27/2019						<0.002	<0.002
3/5/2019	0.0013 (J)						
4/1/2019		<0.002					

ND substitution: RL or RL/2 if <15% NDs.

Time Series

Constituent: Arsenic (mg/L) Analysis Run 5/13/2026 1:18 PM

Plant Yates Client: Southern Company Data: Yates AP-2

	YGWA-21I (bg)	YGWA-30I (bg)	YGWA-39 (bg)	YGWA-40 (bg)	YGWA-47 (bg)	YGWC-26I	YGWC-26S
4/2/2019	0.00096 (J)					<0.002	<0.002
8/20/2019					<0.002		
8/21/2019			0.00058 (J)	<0.002			
9/24/2019	0.0026 (J)						
9/25/2019		<0.002				<0.002	<0.002
10/8/2019					<0.002		
10/9/2019			0.00063 (J)	<0.002			
2/12/2020	0.0025 (J)	0.0032 (J)	0.00058 (J)	0.0034 (J)			
2/13/2020						<0.002	<0.002
3/17/2020					<0.002		
3/19/2020		<0.002					<0.002
3/20/2020						<0.002	
3/24/2020	0.0013 (J)			<0.002			
3/25/2020			0.0012 (J)				
8/27/2020					<0.002		
9/22/2020					<0.002		
9/24/2020	0.0014 (J)	<0.002	<0.002	<0.002		<0.002	<0.002
2/9/2021	0.001 (J)						
2/10/2021			<0.002	<0.002		<0.002	<0.002
2/11/2021		<0.002					
3/1/2021		<0.002			<0.002		
3/2/2021							<0.002
3/3/2021						<0.002	
3/4/2021	0.00078 (J)		<0.002	<0.002			
8/19/2021		<0.002			<0.002		<0.002
8/20/2021						<0.002	
8/26/2021			<0.002				
9/1/2021	<0.002						
9/3/2021				<0.002			
2/8/2022			0.0034 (J)	0.003 (J)	0.0027 (J)		
2/9/2022	0.0036 (J)						
2/10/2022						0.0028 (J)	0.0032 (J)
2/11/2022		0.0014 (J)					
8/30/2022	0.0022 (J)						
8/31/2022		<0.002	0.0029 (J)	<0.002	<0.002	<0.002	<0.002
2/7/2023	0.0028 (J)		0.0029 (J)				
2/8/2023		<0.002		<0.002	<0.002		
2/9/2023						0.0024 (J)	0.0022 (J)
8/15/2023	<0.002		<0.002	<0.002	<0.002		
8/16/2023		<0.002					
8/17/2023						<0.002	<0.002
2/20/2024	<0.002	<0.002	0.002 (J)	0.0012 (J)	<0.002		
2/22/2024						<0.002	<0.002
8/20/2024	<0.002	<0.002			<0.002		
8/21/2024			0.0027 (J)	0.0014 (J)		<0.002	<0.002
2/25/2025	<0.002	<0.002	<0.002	<0.002	<0.002		
2/27/2025						<0.002	<0.002
8/12/2025	<0.002	<0.002	<0.002	<0.002	<0.002		
8/14/2025						<0.002	<0.002
2/17/2026	0.0011 (J)	<0.002	<0.002	<0.002	<0.002		
2/18/2026						<0.002	<0.002

ND substitution: RL or RL/2 if <15% NDs.

Time Series

Constituent: Arsenic (mg/L) Analysis Run 5/13/2026 1:18 PM

Plant Yates Client: Southern Company Data: Yates AP-2

	YGWC-27I	YGWC-27S	YGWC-28I	YGWC-28S	YGWC-29IB
6/8/2016	0.0011 (J)	<0.002			
6/9/2016			<0.002	0.00094 (J)	<0.002
8/1/2016	0.0009 (J)	<0.002			
8/2/2016			<0.002	<0.002	<0.002
9/20/2016	<0.002	<0.002			
9/21/2016			<0.002	<0.002	<0.002
11/7/2016	<0.002	<0.002		<0.002	<0.002
11/8/2016			<0.002		
1/18/2017	<0.002		<0.002	<0.002	
1/19/2017		<0.002			<0.002
2/21/2017				<0.002	
2/22/2017		<0.002	<0.002		<0.002
2/23/2017	<0.002				
5/5/2017			<0.002	<0.002	
5/8/2017	0.0006 (J)	<0.002			<0.002
6/30/2017	0.0011 (J)	0.0005 (J)			
7/5/2017			<0.002		<0.002
7/7/2017				0.0007 (J)	
3/29/2018	0.0006 (J)	<0.002			<0.002
3/30/2018			<0.002	0.00069 (J)	
6/11/2018					<0.002
6/12/2018		<0.002	<0.002	0.00075 (J)	
6/13/2018	<0.002				
10/2/2018	<0.002	<0.002			<0.002
10/3/2018			<0.002	0.0007 (J)	
2/27/2019	0.00069 (J)	<0.002	<0.002	<0.002	<0.002
4/1/2019	<0.002	<0.002	<0.002		<0.002
4/2/2019				<0.002	
9/25/2019					<0.002
9/26/2019	0.00058 (J)	<0.002	<0.002	0.00057 (J)	
2/13/2020	0.00055 (J)	<0.002	<0.002	0.00065 (J)	<0.002
3/19/2020			<0.002	0.00051 (J)	
3/20/2020	0.00042 (J)	<0.002			<0.002
9/24/2020	<0.002	<0.002	<0.002	<0.002	<0.002
2/10/2021	<0.002	<0.002			
2/11/2021			<0.002		
2/12/2021				<0.002	<0.002
3/3/2021	<0.002	<0.002	<0.002	<0.002	<0.002
8/20/2021	<0.002	<0.002	<0.002	<0.002	<0.002
2/8/2022		0.0019 (J)	0.0021 (J)	0.0042 (J)	0.0033 (J)
2/10/2022	0.004 (J)				
9/1/2022	<0.002	<0.002	<0.002	<0.002	<0.002
2/8/2023					<0.002
2/9/2023	<0.002	<0.002	<0.002	<0.002	
8/2/2023					<0.002
8/16/2023			<0.002	<0.002	
8/17/2023	<0.002	<0.002			
2/21/2024	<0.002	<0.002	<0.002	<0.002	
2/22/2024					<0.002
8/21/2024	<0.002				
8/22/2024		<0.002	<0.002	<0.002	<0.002
2/26/2025	<0.002		<0.002	<0.002	<0.002

ND substitution: RL or RL/2 if <15% NDs.

Time Series

Constituent: Arsenic (mg/L) Analysis Run 5/13/2026 1:18 PM

Plant Yates Client: Southern Company Data: Yates AP-2

	YGWC-27I	YGWC-27S	YGWC-28I	YGWC-28S	YGWC-29IB
2/27/2025		<0.002			
8/13/2025				<0.002	<0.002
8/14/2025	<0.002	<0.002	<0.002		
2/18/2026	<0.002	<0.002			<0.002
2/19/2026			<0.002	0.00054 (J)	

ND substitution: RL or RL/2 if <15% NDs.

Time Series

Constituent: Barium (mg/L) Analysis Run 5/13/2026 1:18 PM

Plant Yates Client: Southern Company Data: Yates AP-2

	GWA-2 (bg)	YGWA-1D (bg)	YGWA-1I (bg)	YGWA-2I (bg)	YGWA-3D (bg)	YGWA-3I (bg)	YGWA-4I (bg)
5/1/2007	0.032						
9/12/2007	0.017						
3/20/2008	0.025						
8/27/2008	0.041						
3/3/2009	0.053						
11/18/2009	0.05						
3/3/2010	0.061						
9/8/2010	0.071						
3/10/2011	0.057						
9/8/2011	0.057						
3/5/2012	0.061						
9/10/2012	0.055						
2/6/2013	0.061						
8/12/2013	0.055						
2/5/2014	0.063						
8/5/2014	0.038						
2/4/2015	0.039						
8/3/2015	0.031						
2/16/2016	0.045						
6/1/2016		0.008	0.012			0.0038	
6/2/2016					0.01		0.013
7/21/2016	0.0457						
7/25/2016			0.0091 (J)			0.0031 (J)	
7/26/2016		0.006 (J)			0.0088 (J)		0.0158
8/31/2016	0.0542						
9/13/2016		0.0084 (J)	0.008 (J)				
9/14/2016				0.0037 (J)		0.0027 (J)	0.0143
9/15/2016					0.009 (J)		
11/1/2016		0.0062 (J)			0.0079 (J)	0.0027 (J)	
11/2/2016							0.0148
11/4/2016			0.0067 (J)	0.0059 (J)			
11/28/2016	0.0529						
12/15/2016				0.0056 (J)			
1/11/2017		0.0069 (J)			0.0075 (J)	0.0036 (J)	
1/13/2017							0.0146
1/16/2017			0.0096 (J)	0.0049 (J)			
2/22/2017	0.0607						
3/1/2017						0.0036 (J)	
3/2/2017		0.0071 (J)	0.0112		0.009 (J)		
3/3/2017				0.0046 (J)			
3/6/2017							0.0141
4/26/2017					0.0078 (J)	0.0038 (J)	
4/27/2017		0.0064 (J)	0.0106				
4/28/2017				0.0039 (J)			
5/1/2017							0.0149
5/8/2017	0.065						
5/26/2017				0.0034 (J)			
6/27/2017		0.0054 (J)	0.0092 (J)				
6/28/2017				0.003 (J)	0.0071 (J)	0.004 (J)	
6/29/2017							0.0154
7/17/2017	0.06						
10/16/2017	0.0542						

Time Series

Constituent: Barium (mg/L) Analysis Run 5/13/2026 1:18 PM

Plant Yates Client: Southern Company Data: Yates AP-2

	GWA-2 (bg)	YGWA-1D (bg)	YGWA-1I (bg)	YGWA-2I (bg)	YGWA-3D (bg)	YGWA-3I (bg)	YGWA-4I (bg)
2/19/2018	0.0533						
3/27/2018			<0.01				
3/28/2018				<0.01	<0.01	<0.01	
3/29/2018		<0.01					0.014
6/5/2018		0.0069 (J)					
6/6/2018			0.0082 (J)				
6/7/2018				0.0037 (J)	0.0068 (J)		0.014
6/8/2018						0.0034 (J)	
8/6/2018	0.044						
9/26/2018							0.016
10/1/2018		0.0062 (J)	0.0084 (J)	0.0038 (J)	0.0065 (J)	0.0034 (J)	
2/25/2019	0.045						
2/27/2019		0.0074 (J)	0.008 (J)	0.0035 (J)	0.0059 (J)	0.0034 (J)	
3/4/2019							0.016
3/28/2019		0.0082 (J)	0.0082 (J)				
3/29/2019				0.0039 (J)			
4/1/2019					0.0064 (J)	0.003 (J)	
4/3/2019							0.017
6/12/2019	0.063						
8/19/2019	0.065						
9/24/2019		0.0072 (J)	0.0086 (J)	0.0038 (J)			
9/25/2019					0.0059 (J)	0.005 (J)	0.015
10/8/2019	0.058						
2/10/2020		0.0066 (J)	0.0091 (J)				
2/11/2020				0.0036 (J)		0.0031 (J)	
2/12/2020					0.0062 (J)		0.012
3/17/2020	0.047						
3/18/2020			0.0084 (J)				
3/19/2020		0.0076 (J)		0.0036 (J)	0.0072 (J)	0.0029 (J)	
3/25/2020							0.016
8/26/2020	0.044						
9/22/2020	0.045						0.013
9/23/2020		0.0068 (J)	0.0079 (J)	0.0039 (J)	0.0051 (J)	0.0039 (J)	
2/9/2021							0.013
2/10/2021				0.0032 (J)	0.0059 (J)	0.0029 (J)	
2/12/2021		0.0057 (J)	0.009 (J)				
3/2/2021	0.039						
3/3/2021		0.0068	0.0094	0.0041 (J)	0.0064	0.0031 (J)	0.014
8/19/2021		0.0065	0.0079		0.0052		
8/20/2021	0.036						
8/26/2021							0.012
8/27/2021				0.003 (J)		0.0039 (J)	
2/8/2022	0.037						
2/9/2022		0.0067	0.0088	0.0029 (J)	0.0051	0.0031 (J)	
2/11/2022							0.013
8/30/2022	0.031	0.0066		0.003 (J)			
8/31/2022			0.0074		0.0048 (J)	0.003 (J)	0.013
2/7/2023	0.034	0.14	0.21	0.0026 (J)			
2/8/2023					0.0048 (J)	0.0029 (J)	
2/9/2023							0.014
8/15/2023	0.03	0.0059	0.0078	0.0031 (J)	0.0046 (J)		0.011
8/16/2023						0.0037 (J)	

ND substitution: RL or RL/2 if <15% NDs.

Time Series

Constituent: Barium (mg/L) Analysis Run 5/13/2026 1:18 PM

Plant Yates Client: Southern Company Data: Yates AP-2

	GWA-2 (bg)	YGWA-1D (bg)	YGWA-1I (bg)	YGWA-2I (bg)	YGWA-3D (bg)	YGWA-3I (bg)	YGWA-4I (bg)
2/20/2024	0.035	0.0062	0.004 (J)	0.0044 (J)	0.0045 (J)	0.0032 (J)	0.014
8/20/2024		0.0061	0.0072	0.0033 (J)	0.0044 (J)	0.0027 (J)	0.012
2/25/2025		0.0071	0.0083	0.0037 (J)	0.0059	0.0036 (J)	0.013
8/12/2025		0.0065	0.0079	0.0029 (J)	0.0045 (J)	0.0033 (J)	0.014
2/17/2026		0.0064	0.0084	0.0048 (J)	0.0048 (J)	0.0031 (J)	0.016

Time Series

Constituent: Barium (mg/L) Analysis Run 5/13/2026 1:18 PM

Plant Yates Client: Southern Company Data: Yates AP-2

	YGWA-5D (bg)	YGWA-5I (bg)	YGWA-14S (bg)	YGWA-17S (bg)	YGWA-18I (bg)	YGWA-18S (bg)	YGWA-20S (bg)
6/2/2016	0.0084	0.019	0.0081				
6/6/2016					0.028	0.019	
6/7/2016				0.012			0.014
7/26/2016	0.01	0.0179	0.0082 (J)				
7/27/2016				0.0126	0.0294	0.0167	0.0141
9/14/2016	0.0085 (J)	0.0181					
9/15/2016			0.0087 (J)				
9/16/2016				0.0127		0.0168	
9/19/2016					0.0247		0.0155
11/2/2016	0.0091 (J)		0.0082 (J)				0.0157
11/3/2016				0.0128	0.0248	0.0159	
11/4/2016		0.0165					
1/10/2017			0.0086 (J)				
1/11/2017				0.0142	0.0266	0.0162	
1/12/2017	0.0089 (J)	0.0199					
1/13/2017							0.0158
3/1/2017					0.0275	0.0195	
3/2/2017				0.0155			
3/6/2017							0.0163
3/7/2017	0.009 (J)	0.0196					
3/8/2017			0.0088 (J)				
4/26/2017			0.0085 (J)		0.024	0.0182	0.0177
5/1/2017	0.0083 (J)						
5/2/2017		0.0202		0.0138			
6/27/2017	0.0074 (J)	0.0184					
6/28/2017					0.0237	0.018	
6/29/2017				0.0128			0.017
6/30/2017			0.0081 (J)				
3/27/2018			<0.01				
3/28/2018				0.014	0.024	0.021	
3/29/2018	<0.01	0.021					0.014
6/6/2018	0.008 (J)						0.015
6/7/2018		0.019			0.023		
6/8/2018			0.007 (J)				
6/11/2018				0.013		0.019	
9/25/2018				0.014	0.023	0.019	0.015
9/26/2018	0.0075 (J)	0.019					
10/1/2018			0.007 (J)				
2/26/2019			0.0067 (J)				
3/4/2019	0.0077 (J)	0.019					
3/5/2019				0.015		0.02	0.016
3/6/2019					0.024		
3/29/2019			0.0066 (J)				
4/2/2019				0.016			
4/3/2019	0.0087 (J)	0.023			0.025	0.017	0.018
9/24/2019	0.0075 (J)	0.019					
9/25/2019			0.0071 (J)	0.015			0.014
9/26/2019					0.021	0.017	
2/11/2020				0.015	0.022	0.019	
2/12/2020	0.0079 (J)	0.021	0.007 (J)				0.014
3/18/2020			0.0076 (J)				
3/24/2020	0.0076 (J)	0.021		0.015	0.021	0.017	0.015

ND substitution: RL or RL/2 if <15% NDs.

Time Series

Constituent: Barium (mg/L) Analysis Run 5/13/2026 1:18 PM

Plant Yates Client: Southern Company Data: Yates AP-2

	YGWA-5D (bg)	YGWA-5I (bg)	YGWA-14S (bg)	YGWA-17S (bg)	YGWA-18I (bg)	YGWA-18S (bg)	YGWA-20S (bg)
9/22/2020	0.0076 (J)	0.019					
9/23/2020				0.015	0.021	0.016	
9/24/2020							0.015
9/25/2020			0.0073 (J)				
2/8/2021	0.0079 (J)	0.02					
2/9/2021				0.016	0.023	0.017	0.015
2/10/2021			0.0078 (J)				
3/2/2021	0.014	0.019	0.0076				
3/3/2021				0.017	0.023	0.017	0.015
8/19/2021			0.0077				
8/26/2021	0.0092	0.019				0.015	
8/27/2021				0.016	0.02		0.013
2/9/2022				0.017	0.021	0.014	0.014
2/10/2022	0.0084	0.02	0.0088				
8/30/2022	0.0079	0.017		0.017	0.017	0.012	
8/31/2022			0.0075				0.011
2/7/2023	0.0075			0.017	0.019	0.012	0.014
2/8/2023			0.0089				
2/9/2023		0.019					
8/15/2023	0.0074	0.018	0.0079	0.016	0.02	0.012	0.012
2/20/2024	0.0078	0.019		0.017	0.02		0.013
2/23/2024			0.0096			0.013	
8/20/2024	0.0066	0.018	0.0075	0.016	0.019		0.012
8/21/2024						0.015	
2/25/2025	0.0081	0.02	0.0084	0.018	0.021	0.014	0.015
8/12/2025	0.0073	0.02	0.0075	0.019	0.021	0.011	0.016
2/17/2026	0.0078	0.021	0.0098	0.019	0.023	0.012	0.017

Time Series

Constituent: Barium (mg/L) Analysis Run 5/13/2026 1:18 PM

Plant Yates Client: Southern Company Data: Yates AP-2

	YGWA-21I (bg)	YGWA-30I (bg)	YGWA-39 (bg)	YGWA-40 (bg)	YGWA-47 (bg)	YGWC-26I	YGWC-26S
6/2/2016		0.0064					
6/7/2016	0.0058						
6/8/2016						0.068	0.029
7/25/2016		0.0071 (J)					
7/28/2016	0.0068 (J)						
8/1/2016						0.0688	0.0316
8/30/2016					0.0413		
9/19/2016	0.0071 (J)	0.0069 (J)					
9/20/2016						0.0663	0.0298
11/1/2016		0.007 (J)					
11/3/2016	0.0092 (J)						
11/7/2016						0.065	0.0289
11/14/2016					0.0383		
1/13/2017	0.0105						
1/16/2017		0.0071 (J)					
1/18/2017						0.0625	0.0278
2/21/2017		0.0077 (J)				0.0655	0.0282
2/24/2017					0.0351		
3/6/2017	0.0105						
4/26/2017	0.011	0.0074 (J)					
5/3/2017							0.0282
5/8/2017					0.0251	0.0699	
6/29/2017	0.0109						
6/30/2017		0.0076 (J)					
7/10/2017						0.0691	0.0274
7/11/2017					0.0233		
10/10/2017					0.0207		
10/11/2017			0.0092 (J)				
10/12/2017				0.0328			
11/20/2017			0.0081 (J)	0.0671			
1/10/2018				0.0656			
1/11/2018			0.0077 (J)				
2/19/2018				0.06			
2/20/2018			<0.01				
3/27/2018		<0.01					
3/29/2018	<0.01						
3/30/2018						0.063	0.026
4/2/2018					0.022		
4/3/2018			<0.01	0.045			
6/5/2018	0.011						
6/11/2018		0.007 (J)					
6/13/2018						0.064	0.026
6/28/2018			0.0078 (J)	0.047			
8/7/2018			0.0078 (J)	0.048			
9/19/2018					0.023		
9/24/2018			0.0071 (J)	0.042			
9/25/2018	0.011						
10/2/2018		0.0069 (J)				0.066	0.026
2/26/2019		0.007 (J)					
2/27/2019						0.065	0.027
3/5/2019	0.011						
4/1/2019		0.0072 (J)					

ND substitution: RL or RL/2 if <15% NDs.

Time Series

Constituent: Barium (mg/L) Analysis Run 5/13/2026 1:18 PM

Plant Yates Client: Southern Company Data: Yates AP-2

	YGWA-21I (bg)	YGWA-30I (bg)	YGWA-39 (bg)	YGWA-40 (bg)	YGWA-47 (bg)	YGWC-26I	YGWC-26S
4/2/2019	0.011					0.065	0.027
8/20/2019					0.024		
8/21/2019			0.015	0.035			
9/24/2019	0.011						
9/25/2019		0.0066 (J)				0.063	0.026
10/8/2019					0.025		
10/9/2019			0.013	0.036			
2/12/2020	0.011	0.0073 (J)	0.011	0.035			
2/13/2020						0.06	0.025
3/17/2020					0.035		
3/19/2020		0.0074 (J)					0.027
3/20/2020						0.063	
3/24/2020	0.011			0.033			
3/25/2020			0.014				
8/27/2020					0.027		
9/22/2020					0.026		
9/24/2020	0.01	0.0062 (J)	0.016	0.028		0.058	0.025
2/9/2021	0.011						
2/10/2021			0.027	0.032		0.06	0.031
2/11/2021		0.0077 (J)					
3/1/2021		0.007			0.029		
3/2/2021							0.031
3/3/2021						0.064	
3/4/2021	0.011		0.028	0.032			
8/19/2021		0.0071			0.029		0.023
8/20/2021						0.063	
8/26/2021			0.038				
9/1/2021	0.0099						
9/3/2021				0.035			
2/8/2022			0.041	0.039	0.03		
2/9/2022	0.011						
2/10/2022						0.063	0.027
2/11/2022		0.0077					
8/30/2022	0.0085						
8/31/2022		0.0068	0.035	0.035	0.029	0.057	0.024
2/7/2023	0.01		0.03				
2/8/2023		0.0066		0.037	0.031		
2/9/2023						0.058	0.028
8/15/2023	0.0075		0.031	0.034	0.032		
8/16/2023		0.0066					
8/17/2023						0.061	0.025
2/20/2024	0.0065	0.0064	0.029	0.033	0.031		
2/22/2024						0.057	0.025
8/20/2024	0.0083	0.0067			0.031		
8/21/2024			0.03	0.033		0.058	0.026
2/25/2025	0.0077	0.0076	0.031	0.031	0.033		
2/27/2025						0.058	0.026
8/12/2025	0.0078	0.0072	0.031	0.029	0.036		
8/14/2025						0.058	0.026
2/17/2026	0.0083	0.0076	0.041	0.034	0.035		
2/18/2026						0.059	0.028

Time Series

Constituent: Barium (mg/L) Analysis Run 5/13/2026 1:18 PM

Plant Yates Client: Southern Company Data: Yates AP-2

	YGWC-27I	YGWC-27S	YGWC-28I	YGWC-28S	YGWC-29IB
6/8/2016	0.081	0.12			
6/9/2016			0.1	0.22	0.082
8/1/2016	0.0838	0.115			
8/2/2016			0.0836	0.212	0.0781
9/20/2016	0.0687	0.108			
9/21/2016			0.0889	0.228	0.0782
11/7/2016	0.0639	0.102		0.214	0.0712
11/8/2016			0.0886		
1/18/2017	0.0645		0.0862	0.213	
1/19/2017		0.102			0.0689
2/21/2017				0.222	
2/22/2017		0.106	0.0915		0.0741
2/23/2017	0.0728				
5/5/2017			0.0891	0.219	
5/8/2017	0.0721	0.102			0.0725
6/30/2017	0.0666	0.0963			
7/5/2017			0.0862		0.0677
7/7/2017				0.205	
3/29/2018	0.062	0.097			0.055
3/30/2018			0.087	0.2	
6/11/2018					0.068
6/12/2018		0.095	0.088	0.21	
6/13/2018	0.063				
10/2/2018	0.062	0.1			0.067
10/3/2018			0.092	0.22	
2/27/2019	0.066	0.096	0.086	0.21	0.067
4/1/2019	0.066	0.099	0.088		0.063
4/2/2019				0.2	
9/25/2019					0.061
9/26/2019	0.065	0.099	0.087	0.18	
2/13/2020	0.063	0.097	0.089	0.21	0.053
3/19/2020			0.089	0.2	
3/20/2020	0.062	0.095			0.057
9/24/2020	0.069	0.087	0.079	0.18	0.056
2/10/2021	0.08	0.088			
2/11/2021			0.078		
2/12/2021				0.057	0.21
3/3/2021	0.08	0.075	0.077	0.25	0.059
8/20/2021	0.083	0.082	0.079	0.24	0.057
2/8/2022		0.068	0.083	0.2	0.057
2/10/2022	0.079				
9/1/2022	0.076	0.049	0.068	0.2	0.057
2/8/2023					0.098
2/9/2023	0.076	0.049	0.07	0.22	
8/2/2023					0.1
8/16/2023			0.066	0.21	
8/17/2023	0.069	0.051			
2/21/2024	0.06	0.047	0.062	0.21	
2/22/2024					0.081
8/21/2024	0.061				
8/22/2024		0.051	0.065	0.2	0.076
2/26/2025	0.063		0.066	0.2	0.08

Time Series

Constituent: Barium (mg/L) Analysis Run 5/13/2026 1:18 PM

Plant Yates Client: Southern Company Data: Yates AP-2

	YGWC-27I	YGWC-27S	YGWC-28I	YGWC-28S	YGWC-29IB
2/27/2025		0.05			
8/13/2025				0.18	0.075
8/14/2025	0.057	0.051	0.063		
2/18/2026	0.066	0.063			0.083
2/19/2026			0.063	0.19	

Time Series

Constituent: Beryllium (mg/L) Analysis Run 5/13/2026 1:18 PM

Plant Yates Client: Southern Company Data: Yates AP-2

	GWA-2 (bg)	YGWA-1D (bg)	YGWA-1I (bg)	YGWA-2I (bg)	YGWA-3D (bg)	YGWA-3I (bg)	YGWA-4I (bg)
5/1/2007	<0.0005						
9/12/2007	<0.0005						
3/20/2008	<0.0005						
8/27/2008	<0.0005						
3/3/2009	<0.0005						
11/18/2009	<0.0005						
3/3/2010	<0.0005						
9/8/2010	<0.0005						
3/10/2011	<0.0005						
9/8/2011	<0.0005						
3/5/2012	<0.0005						
9/10/2012	<0.0005						
2/6/2013	<0.0005						
8/12/2013	<0.0005						
2/5/2014	<0.0005						
8/5/2014	<0.0005						
2/4/2015	<0.0005						
8/3/2015	<0.0005						
2/16/2016	<0.0005						
6/1/2016		<0.0004	<0.0004			<0.0004	
6/2/2016					<0.0004		<0.0004
7/21/2016	<0.0005						
7/25/2016			<0.0004			<0.0004	
7/26/2016		<0.0004			<0.0004		<0.0004
8/31/2016	<0.0005						
9/13/2016		<0.0004	<0.0004				
9/14/2016				<0.0004		<0.0004	<0.0004
9/15/2016					<0.0004		
11/1/2016		<0.0004			<0.0004	<0.0004	
11/2/2016							<0.0004
11/4/2016			<0.0004	<0.0004			
11/28/2016	<0.0005						
12/15/2016				<0.0004			
1/11/2017		<0.0004			<0.0004	<0.0004	
1/13/2017							<0.0004
1/16/2017			<0.0004	<0.0004			
2/22/2017	<0.0005						
3/1/2017						<0.0004	
3/2/2017		<0.0004	<0.0004		<0.0004		
3/3/2017				<0.0004			
3/6/2017							<0.0004
4/26/2017					<0.0004	<0.0004	
4/27/2017		<0.0004	<0.0004				
4/28/2017				<0.0004			
5/1/2017							<0.0004
5/8/2017	<0.0005						
5/26/2017				<0.0004			
6/27/2017		<0.0004	<0.0004				
6/28/2017				<0.0004	<0.0004	<0.0004	
6/29/2017							<0.0004
7/17/2017	<0.0005						
10/16/2017	<0.0005						

ND substitution: RL or RL/2 if <15% NDs.

Time Series

Constituent: Beryllium (mg/L) Analysis Run 5/13/2026 1:18 PM

Plant Yates Client: Southern Company Data: Yates AP-2

	GWA-2 (bg)	YGWA-1D (bg)	YGWA-1I (bg)	YGWA-2I (bg)	YGWA-3D (bg)	YGWA-3I (bg)	YGWA-4I (bg)
2/19/2018	<0.0005						
3/27/2018			<0.0004				
3/28/2018				<0.0004	<0.0004	<0.0004	
3/29/2018		<0.0004					<0.0004
6/7/2018							<0.0004
8/6/2018	<0.0005						
9/26/2018							<0.0004
2/25/2019	<0.0005						
2/27/2019		<0.0004	<0.0004	<0.0004	<0.0004	<0.0004	
3/4/2019							<0.0004
3/28/2019		<0.0004	<0.0004				
3/29/2019				<0.0004			
4/1/2019					<0.0004	<0.0004	
4/3/2019							<0.0004
6/12/2019	<0.0005						
8/19/2019	<0.0005						
9/24/2019		<0.0004	<0.0004	<0.0004			
9/25/2019					<0.0004	<0.0004	<0.0004
10/8/2019	<0.0005						
2/10/2020		<0.0004	<0.0004				
2/11/2020				<0.0004		<0.0004	
2/12/2020					<0.0004		<0.0004
3/17/2020	<0.0005						
3/18/2020			<0.0004				
3/19/2020		<0.0004		<0.0004	<0.0004	<0.0004	
3/25/2020							<0.0004
8/26/2020	<0.0005						
9/22/2020	<0.0005						<0.0004
9/23/2020		<0.0004	<0.0004	<0.0004	<0.0004	5.9E-05 (J)	
2/9/2021							<0.0004
2/10/2021				<0.0004	<0.0004	<0.0004	
2/12/2021		<0.0004	<0.0004				
3/2/2021	<0.0005						
3/3/2021		<0.0004	<0.0004	<0.0004	<0.0004	<0.0004	<0.0004
8/19/2021		<0.0004	<0.0004		<0.0004		
8/20/2021	<0.0005						
8/26/2021							<0.0004
8/27/2021				<0.0004		<0.0004	
2/8/2022	<0.0005						
2/9/2022		<0.0004	<0.0004	<0.0004	<0.0004	<0.0004	
2/11/2022							<0.0004
8/30/2022	<0.0005	<0.0004		<0.0004			
8/31/2022			<0.0004		<0.0004	<0.0004	<0.0004
2/7/2023	<0.0005	0.0011	0.00054	<0.0004			
2/8/2023					<0.0004	<0.0004	
2/9/2023							<0.0004
8/15/2023	<0.0005	<0.0004	<0.0004	<0.0004	<0.0004		<0.0004
8/16/2023						<0.0004	
2/20/2024	<0.0005	<0.0004	<0.0004	<0.0004	<0.0004	<0.0004	<0.0004
8/20/2024		<0.0004	<0.0004	<0.0004	<0.0004	<0.0004	<0.0004
2/25/2025		<0.0004	<0.0004	<0.0004	<0.0004	<0.0004	<0.0004
8/12/2025		<0.0004	<0.0004	<0.0004	<0.0004	<0.0004	<0.0004

ND substitution: RL or RL/2 if <15% NDs.

Time Series

Constituent: Beryllium (mg/L) Analysis Run 5/13/2026 1:18 PM

Plant Yates Client: Southern Company Data: Yates AP-2

	GWA-2 (bg)	YGWA-1D (bg)	YGWA-1I (bg)	YGWA-2I (bg)	YGWA-3D (bg)	YGWA-3I (bg)	YGWA-4I (bg)
2/17/2026		<0.0004	<0.0004	<0.0004	<0.0004	<0.0004	<0.0004

ND substitution: RL or RL/2 if <15% NDs.

Time Series

Constituent: Beryllium (mg/L) Analysis Run 5/13/2026 1:18 PM

Plant Yates Client: Southern Company Data: Yates AP-2

	YGWA-5D (bg)	YGWA-5I (bg)	YGWA-14S (bg)	YGWA-17S (bg)	YGWA-18I (bg)	YGWA-18S (bg)	YGWA-20S (bg)
6/2/2016	<0.0004	<0.0004	<0.003				
6/6/2016					<0.0004	<0.0004	
6/7/2016				<0.0004			<0.0004
7/26/2016	<0.0004	<0.0004	0.0002 (J)				
7/27/2016				<0.0004	<0.0004	<0.0004	<0.0004
9/14/2016	<0.0004	<0.0004					
9/15/2016			0.0002 (J)				
9/16/2016				<0.0004		<0.0004	
9/19/2016					<0.0004		<0.0004
11/2/2016	<0.0004		0.0002 (J)				<0.0004
11/3/2016				<0.0004	<0.0004	<0.0004	
11/4/2016		<0.0004					
1/10/2017			0.0002 (J)				
1/11/2017				<0.0004	<0.0004	<0.0004	
1/12/2017	<0.0004	<0.0004					
1/13/2017							<0.0004
3/1/2017					<0.0004	<0.0004	
3/2/2017				8E-05 (J)			
3/6/2017							<0.0004
3/7/2017	<0.0004	<0.0004					
3/8/2017			0.0002 (J)				
4/26/2017			0.0002 (J)		<0.0004	<0.0004	<0.0004
5/1/2017	<0.0004						
5/2/2017		<0.0004		<0.0004			
6/27/2017	<0.0004	<0.0004					
6/28/2017					<0.0004	<0.0004	
6/29/2017				<0.0004			<0.0004
6/30/2017			0.0002 (J)				
3/27/2018			<0.003				
3/28/2018				<0.0004	<0.0004	<0.0004	
3/29/2018	<0.0004	<0.0004					<0.0004
6/6/2018	<0.0004						8E-05 (J)
6/7/2018		<0.0004			<0.0004		
6/11/2018				9E-05 (J)		5.7E-05 (J)	
9/25/2018				8.9E-05 (J)	<0.0004	8.2E-05 (J)	6.1E-05 (J)
9/26/2018	<0.0004	<0.0004					
2/26/2019			0.00016 (J)				
3/4/2019	<0.0004	<0.0004					
3/5/2019				9.1E-05 (J)		7.9E-05 (J)	0.00011 (J)
3/6/2019					<0.0004		
3/29/2019			0.00017 (J)				
4/2/2019				9E-05 (J)			
4/3/2019	<0.0004	<0.0004			<0.0004	7.5E-05 (J)	6.4E-05 (J)
9/24/2019	<0.0004	<0.0004					
9/25/2019			0.00018 (J)	8.1E-05 (J)			<0.0004
9/26/2019					<0.0004	8.4E-05 (J)	
2/11/2020				7.8E-05 (J)	<0.0004	7.6E-05 (J)	
2/12/2020	<0.0004	<0.0004	0.00019 (J)				7.8E-05 (J)
3/18/2020			0.00021 (J)				
3/24/2020	<0.0004	<0.0004		8E-05 (J)	<0.0004	8.9E-05 (J)	7.6E-05 (J)
9/22/2020	<0.0004	<0.0004					
9/23/2020				8.1E-05 (J)	<0.0004	8.8E-05 (J)	

ND substitution: RL or RL/2 if <15% NDs.

Time Series

Constituent: Beryllium (mg/L) Analysis Run 5/13/2026 1:18 PM

Plant Yates Client: Southern Company Data: Yates AP-2

	YGWA-5D (bg)	YGWA-5I (bg)	YGWA-14S (bg)	YGWA-17S (bg)	YGWA-18I (bg)	YGWA-18S (bg)	YGWA-20S (bg)
9/24/2020							8.3E-05 (J)
9/25/2020			0.00018 (J)				
2/8/2021	<0.0004	<0.0004					
2/9/2021				9.4E-05 (J)	<0.0004	9.8E-05 (J)	6.8E-05 (J)
2/10/2021			0.00019 (J)				
3/2/2021	<0.0004	<0.0004	0.00018 (J)				
3/3/2021				9.9E-05 (J)	<0.0004	0.00011 (J)	6.8E-05 (J)
8/19/2021			0.00022 (J)				
8/26/2021	<0.0004	<0.0004				9.3E-05 (J)	
8/27/2021				0.0001 (J)	<0.0004		5.9E-05 (J)
2/9/2022				0.00011 (J)	<0.0004	8.9E-05 (J)	7.7E-05 (J)
2/10/2022	<0.0004	<0.0004	0.00025 (J)				
8/30/2022	<0.0004	<0.0004		0.0001 (J)	<0.0004	8.2E-05 (J)	
8/31/2022			0.0002 (J)				<0.0004
2/7/2023	<0.0004			9.6E-05 (J)	<0.0004	7.1E-05 (J)	7.4E-05 (J)
2/8/2023			0.00022 (J)				
2/9/2023		<0.0004					
8/15/2023	<0.0004	<0.0004	0.00018 (J)	<0.0004	<0.0004	5.7E-05 (J)	<0.0004
2/20/2024	<0.0004	<0.0004		0.0001 (J)	<0.0004		<0.0004
2/23/2024			0.00024 (J)			<0.0004	
8/20/2024	<0.0004	<0.0004	0.00021 (J)	0.0001 (J)	<0.0004		<0.0004
8/21/2024						<0.0004	
2/25/2025	<0.0004	<0.0004	0.0002 (J)	<0.0004	<0.0004	<0.0004	<0.0004
8/12/2025	<0.0004	<0.0004	0.00021 (J)	<0.0004	<0.0004	<0.0004	<0.0004
2/17/2026	<0.0004	<0.0004	0.00024 (J)	<0.0004	<0.0004	<0.0004	<0.0004

ND substitution: RL or RL/2 if <15% NDs.

Time Series

Constituent: Beryllium (mg/L) Analysis Run 5/13/2026 1:18 PM

Plant Yates Client: Southern Company Data: Yates AP-2

	YGWA-21I (bg)	YGWA-30I (bg)	YGWA-39 (bg)	YGWA-40 (bg)	YGWA-47 (bg)	YGWC-26I	YGWC-26S
6/2/2016		<0.0004					
6/7/2016	<0.0004						
6/8/2016						<0.0004	<0.0004
7/25/2016		<0.0004					
7/28/2016	<0.0004						
8/1/2016						<0.0004	0.0002 (J)
8/30/2016					<0.0004		
9/19/2016	<0.0004	<0.0004					
9/20/2016						<0.0004	0.0001 (J)
11/1/2016		<0.0004					
11/3/2016	<0.0004						
11/7/2016						<0.0004	0.0001 (J)
11/14/2016					<0.0004		
1/13/2017	<0.0004						
1/16/2017		<0.0004					
1/18/2017						<0.0004	0.0002 (J)
2/21/2017		<0.0004				<0.0004	0.0002 (J)
2/24/2017					<0.0004		
3/6/2017	<0.0004						
4/26/2017	<0.0004	<0.0004					
5/3/2017							0.0002 (J)
5/8/2017					7E-05 (J)	<0.0004	
6/29/2017	<0.0004						
6/30/2017		<0.0004					
7/10/2017						<0.0004	0.0002 (J)
7/11/2017					<0.0004		
10/10/2017					<0.0004		
10/11/2017			<0.0004				
10/12/2017				0.0002 (J)			
11/20/2017			<0.0004	0.0003 (J)			
1/10/2018				0.0003 (J)			
1/11/2018			<0.0004				
2/19/2018				<0.0025			
2/20/2018			<0.0004				
3/27/2018		<0.0004					
3/29/2018	<0.0004						
3/30/2018						<0.0004	<0.0004
4/2/2018					<0.0004		
4/3/2018			<0.0004	<0.0025			
6/5/2018	<0.0004						
6/28/2018			<0.0004	0.00029 (J)			
8/7/2018			<0.0004	0.00024 (J)			
9/19/2018					5.7E-05 (J)		
9/24/2018			<0.0004	0.00019 (J)			
9/25/2018	<0.0004						
2/26/2019		7.2E-05 (J)					
2/27/2019						<0.0004	0.00018 (J)
3/5/2019	<0.0004						
4/1/2019		<0.0004					
4/2/2019	<0.0004					<0.0004	0.00015 (J)
8/20/2019					<0.0004		
8/21/2019			<0.0004	0.0002 (J)			

ND substitution: RL or RL/2 if <15% NDs.

Time Series

Constituent: Beryllium (mg/L) Analysis Run 5/13/2026 1:18 PM

Plant Yates Client: Southern Company Data: Yates AP-2

	YGWA-21I (bg)	YGWA-30I (bg)	YGWA-39 (bg)	YGWA-40 (bg)	YGWA-47 (bg)	YGWC-26I	YGWC-26S
9/24/2019	<0.0004						
9/25/2019		<0.0004				<0.0004	0.00011 (J)
10/9/2019			<0.0004	0.0002 (J)			
2/12/2020	<0.0004	<0.0004	<0.0004	0.00018 (J)			
2/13/2020						<0.0004	0.00015 (J)
3/19/2020		<0.0004					0.00012 (J)
3/20/2020						<0.0004	
3/24/2020	<0.0004			0.00022 (J)			
3/25/2020			<0.0004				
8/27/2020					4.7E-05 (J)		
9/22/2020					<0.0004		
9/24/2020	<0.0004	<0.0004	<0.0004	0.0002 (J)		<0.0004	8.5E-05 (J)
2/9/2021	<0.0004						
2/10/2021			5.1E-05 (J)	0.00021 (J)		<0.0004	0.00013 (J)
2/11/2021		4.7E-05 (J)					
3/1/2021		<0.0004			5.5E-05 (J)		
3/2/2021							0.00016 (J)
3/3/2021						<0.0004	
3/4/2021	<0.0004		<0.0004	0.00021 (J)			
8/19/2021		<0.0004			<0.0004		8.2E-05 (J)
8/20/2021						<0.0004	
8/26/2021			<0.0004				
9/1/2021	<0.0004						
9/3/2021				0.00024 (J)			
2/8/2022			<0.0004	0.00028 (J)	5.6E-05 (J)		
2/9/2022	<0.0004						
2/10/2022						<0.0004	9.3E-05 (J)
2/11/2022		<0.0004					
8/30/2022	<0.0004						
8/31/2022		<0.0004	<0.0004	0.00025 (J)	<0.0004	<0.0004	7.4E-05 (J)
2/7/2023	<0.0004		<0.0004				
2/8/2023		<0.0004		0.00026 (J)	<0.0004		
2/9/2023						<0.0004	6.8E-05 (J)
8/15/2023	<0.0004		<0.0004	<0.0025	<0.0004		
8/16/2023		<0.0004					
8/17/2023						<0.0004	<0.0004
2/20/2024	<0.0004	<0.0004	<0.0004	0.00025 (J)	<0.0004		
2/22/2024						<0.0004	<0.0004
8/20/2024	<0.0004	<0.0004			<0.0004		
8/21/2024			<0.0004	0.00023 (J)		<0.0004	<0.0004
2/25/2025	<0.0004	<0.0004	<0.0004	0.00018 (J)	<0.0004		
2/27/2025						<0.0004	<0.0004
8/12/2025	<0.0004	<0.0004	<0.0004	0.00018 (J)	<0.0004		
8/14/2025						<0.0004	<0.0004
2/17/2026	<0.0004	<0.0004	<0.0004	0.00023 (J)	<0.0004		
2/18/2026						<0.0004	<0.0004

ND substitution: RL or RL/2 if <15% NDs.

Time Series

Constituent: Beryllium (mg/L) Analysis Run 5/13/2026 1:18 PM

Plant Yates Client: Southern Company Data: Yates AP-2

	YGWC-27I	YGWC-27S	YGWC-28I	YGWC-28S	YGWC-29IB
6/8/2016	<0.0004	<0.0004			
6/9/2016			<0.0004	<0.0004	<0.0004
8/1/2016	<0.0004	<0.0004			
8/2/2016			<0.0004	<0.0004	<0.0004
9/20/2016	9E-05 (J)	<0.0004			
9/21/2016			<0.0004	<0.0004	<0.0004
11/7/2016	0.0001 (J)	<0.0004		<0.0004	<0.0004
11/8/2016			<0.0004		
1/18/2017	0.0002 (J)		<0.0004	<0.0004	
1/19/2017		<0.0004			<0.0004
2/21/2017				<0.0004	
2/22/2017		<0.0004	<0.0004		<0.0004
2/23/2017	0.0002 (J)				
5/5/2017			<0.0004	<0.0004	
5/8/2017	0.0002 (J)	<0.0004			<0.0004
6/30/2017	0.0002 (J)	<0.0004			
7/5/2017			<0.0004		<0.0004
7/7/2017				<0.0004	
3/29/2018	<0.0004	<0.0004			<0.0004
3/30/2018			<0.0004	<0.0004	
2/27/2019	0.00022 (J)	<0.0004	<0.0004	<0.0004	<0.0004
4/1/2019	0.00022 (J)	<0.0004	<0.0004		<0.0004
4/2/2019				<0.0004	
9/25/2019					<0.0004
9/26/2019	0.0002 (J)	<0.0004	<0.0004	<0.0004	
2/13/2020	0.00021 (J)	<0.0004	<0.0004	<0.0004	<0.0004
3/19/2020			<0.0004	<0.0004	
3/20/2020	0.00023 (J)	<0.0004			<0.0004
9/24/2020	0.00019 (J)	<0.0004	<0.0004	<0.0004	<0.0004
2/10/2021	0.00014 (J)	6.6E-05 (J)			
2/11/2021			<0.0004		
2/12/2021				<0.0004	<0.0004
3/3/2021	0.00013 (J)	<0.0004	<0.0004	<0.0004	<0.0004
8/20/2021	8.6E-05 (J)	0.00011 (J)	<0.0004	<0.0004	<0.0004
2/8/2022		<0.0004	<0.0004	<0.0004	<0.0004
2/10/2022	0.00013 (J)				
9/1/2022	0.00012 (J)	<0.0004	<0.0004	<0.0004	<0.0004
2/8/2023					<0.0004
2/9/2023	0.0001 (J)	<0.0004	<0.0004	<0.0004	
8/2/2023					<0.0004
8/16/2023			<0.0004	<0.0004	
8/17/2023	9.5E-05 (J)	<0.0004			
2/21/2024	0.00011 (J)	<0.0004	<0.0004	<0.0004	
2/22/2024					<0.0004
8/21/2024	<0.0004				
8/22/2024		<0.0004	<0.0004	<0.0004	<0.0004
2/26/2025	<0.0004		<0.0004	<0.0004	<0.0004
2/27/2025		<0.0004			
8/13/2025				<0.0004	<0.0004
8/14/2025	<0.0004	<0.0004	<0.0004		
2/18/2026	<0.0004	<0.0004			<0.0004
2/19/2026			<0.0004	<0.0004	

ND substitution: RL or RL/2 if <15% NDs.

Time Series

Constituent: Boron (mg/L) Analysis Run 5/13/2026 1:18 PM

Plant Yates Client: Southern Company Data: Yates AP-2

	GWA-2 (bg)	YGWA-1D (bg)	YGWA-1I (bg)	YGWA-2I (bg)	YGWA-3D (bg)	YGWA-3I (bg)	YGWA-4I (bg)
6/1/2016		<0.04	<0.04			<0.04	
6/2/2016					<0.04		<0.04
7/25/2016			<0.04			<0.04	
7/26/2016		0.0055 (J)			0.0097 (J)		0.0047 (J)
8/31/2016	0.0315 (J)						
9/13/2016		<0.04	<0.04				
9/14/2016				<0.04		<0.04	<0.04
9/15/2016					0.0102 (J)		
11/1/2016		0.0086 (J)			<0.04	<0.04	
11/2/2016							<0.04
11/4/2016			<0.04	<0.04			
11/28/2016	0.0095 (J)						
12/15/2016				0.0107 (J)			
1/11/2017		0.0074 (J)			<0.04	<0.04	
1/13/2017							<0.04
1/16/2017			<0.04	<0.04			
2/22/2017	<0.2						
3/1/2017						0.0063 (J)	
3/2/2017		0.008 (J)	<0.04		0.0084 (J)		
3/3/2017				<0.04			
3/6/2017							<0.04
4/26/2017					<0.04	<0.04	
4/27/2017		0.0066 (J)	<0.04				
4/28/2017				<0.04			
5/1/2017							<0.04
5/8/2017	0.0084 (J)						
5/26/2017				<0.04			
6/27/2017		0.0087 (J)	0.006 (J)				
6/28/2017				<0.04	<0.04	<0.04	
6/29/2017							<0.04
7/17/2017	0.0092 (J)						
10/3/2017		0.0072 (J)	0.0071 (J)	<0.04			
10/4/2017					<0.04	<0.04	
10/5/2017							<0.04
10/16/2017	<0.2						
2/19/2018	<0.2						
6/5/2018		0.0052 (J)					
6/6/2018			<0.04				
6/7/2018				<0.04	0.004 (J)		0.0045 (J)
6/8/2018						<0.04	
8/6/2018	<0.2						
9/26/2018							0.005 (J)
10/1/2018		0.021 (J)	0.0049 (J)	<0.04	<0.04	<0.04	
2/25/2019	<0.2						
3/28/2019		0.005 (J)	<0.04				
3/29/2019				0.0065 (J)			
4/1/2019					<0.04	<0.04	
4/3/2019							0.0055 (J)
6/12/2019	<0.2						
9/24/2019		0.0064 (J)	0.0055 (J)	0.0076 (J)			
9/25/2019					0.0054 (J)	<0.04	<0.04
10/8/2019	<0.2						

ND substitution: RL or RL/2 if <15% NDs.

Time Series

Constituent: Boron (mg/L) Analysis Run 5/13/2026 1:18 PM

Plant Yates Client: Southern Company Data: Yates AP-2

	GWA-2 (bg)	YGWA-1D (bg)	YGWA-1I (bg)	YGWA-2I (bg)	YGWA-3D (bg)	YGWA-3I (bg)	YGWA-4I (bg)
3/17/2020	0.0051 (J)						
3/18/2020			0.0087 (J)				
3/19/2020		0.0085 (J)		0.0073 (J)	0.0073 (J)	0.0053 (J)	
3/25/2020							0.011 (J)
9/22/2020	0.0079 (J)						<0.04
9/23/2020		<0.04	<0.04	<0.04	0.012 (J)	0.0073 (J)	
3/2/2021	<0.2						
3/3/2021		<0.04	<0.04	<0.04	<0.04	<0.04	0.0056 (J)
8/19/2021		<0.04	<0.04		<0.04		
8/20/2021	<0.2						
8/26/2021							<0.04
8/27/2021				<0.04		<0.04	
2/8/2022	<0.2						
2/9/2022		<0.04	<0.04	<0.04	0.01 (J)	<0.04	
2/11/2022							<0.04
8/30/2022	<0.2	<0.04		<0.04			
8/31/2022			<0.04		<0.04	<0.04	<0.04
2/7/2023	<0.2	<0.04	<0.04	<0.04			
2/8/2023					<0.04	<0.04	
2/9/2023							<0.04
8/15/2023	<0.2	<0.04	0.0094 (J)	<0.04	<0.04		<0.04
8/16/2023						<0.04	
2/20/2024	0.017 (J)	0.015 (J)	0.014 (J)	<0.04	<0.04	<0.04	<0.04
8/20/2024		<0.04	<0.04	<0.04	<0.04	<0.04	<0.04
2/25/2025		<0.04	<0.04	<0.04	<0.04	<0.04	<0.04
8/12/2025		<0.04	<0.04	<0.04	<0.04	<0.04	<0.04
2/17/2026		<0.04	<0.04	<0.04	<0.04	<0.04	<0.04

ND substitution: RL or RL/2 if <15% NDs.

Time Series

Constituent: Boron (mg/L) Analysis Run 5/13/2026 1:18 PM

Plant Yates Client: Southern Company Data: Yates AP-2

	YGWA-5D (bg)	YGWA-5I (bg)	YGWA-14S (bg)	YGWA-17S (bg)	YGWA-18I (bg)	YGWA-18S (bg)	YGWA-20S (bg)
6/2/2016	<0.04	<0.04	<0.05				
6/6/2016					<0.04	<0.04	
6/7/2016				0.036 (J)			<0.04
7/26/2016	0.0052 (J)	<0.04	0.0177 (J)				
7/27/2016				0.008 (J)	<0.04	0.0059 (J)	<0.04
9/14/2016	0.0071 (J)	0.01 (J)					
9/15/2016			0.0214 (J)				
9/16/2016				0.0086 (J)		0.0079 (J)	
9/19/2016					<0.04		<0.04
11/2/2016	<0.04		0.0151 (J)				<0.04
11/3/2016				0.0077 (J)	<0.04	0.0082 (J)	
11/4/2016		<0.04					
1/10/2017			0.0198 (J)				
1/11/2017				0.0092 (J)	<0.04	0.0096 (J)	
1/12/2017	0.0076 (J)	<0.04					
1/13/2017							<0.04
3/1/2017					<0.04	0.0098 (J)	
3/2/2017				0.0095 (J)			
3/6/2017							<0.04
3/7/2017	0.0089 (J)	<0.04					
3/8/2017			0.0189 (J)				
4/26/2017			0.0161 (J)		<0.04	0.0091 (J)	<0.04
5/1/2017	0.0061 (J)						
5/2/2017		<0.04		<0.04			
6/27/2017	0.0079 (J)	<0.04					
6/28/2017					<0.04	0.0079 (J)	
6/29/2017				0.0074 (J)			<0.04
6/30/2017			0.0173 (J)				
10/3/2017	0.0094 (J)	<0.04					
10/4/2017				0.0077 (J)		0.009 (J)	<0.04
10/5/2017			0.0173 (J)		<0.04		
6/6/2018	0.0098 (J)						0.0049 (J)
6/7/2018		<0.04			<0.04		
6/8/2018			0.013 (J)				
6/11/2018				0.01 (J)		0.0093 (J)	
9/25/2018				0.0096 (J)	0.0046 (J)	0.007 (J)	<0.04
9/26/2018	0.01 (J)	0.0057 (J)					
10/1/2018			0.015 (J)				
3/29/2019			0.014 (J)				
4/2/2019				0.0066 (J)			
4/3/2019	0.0076 (J)	0.0044 (J)			<0.04	0.0053 (J)	<0.04
9/24/2019	0.01 (J)	0.0049 (J)					
9/25/2019			0.018 (J)	0.0081 (J)			<0.04
9/26/2019					0.0062 (J)	0.0072 (J)	
3/18/2020			0.02 (J)				
3/24/2020	0.011 (J)	0.0068 (J)		0.0092 (J)	0.0054 (J)	0.01 (J)	<0.04
9/22/2020	0.0079 (J)	0.0053 (J)					
9/23/2020				0.0066 (J)	0.021 (J)	0.006 (J)	
9/24/2020							0.0094 (J)
9/25/2020			0.02 (J)				
3/2/2021	0.0068 (J)	0.011 (J)	0.017 (J)				
3/3/2021				0.01 (J)	<0.04	0.0094 (J)	<0.04

ND substitution: RL or RL/2 if <15% NDs.

Time Series

Constituent: Boron (mg/L) Analysis Run 5/13/2026 1:18 PM

Plant Yates Client: Southern Company Data: Yates AP-2

	YGWA-5D (bg)	YGWA-5I (bg)	YGWA-14S (bg)	YGWA-17S (bg)	YGWA-18I (bg)	YGWA-18S (bg)	YGWA-20S (bg)
8/19/2021			0.018 (J)				
8/26/2021	0.009 (J)	<0.04				<0.04	
8/27/2021				0.011 (J)	<0.04		<0.04
2/9/2022				0.0098 (J)	<0.04	<0.04	<0.04
2/10/2022	0.011 (J)	<0.04	0.02 (J)				
8/30/2022	0.0098 (J)	<0.04		0.013 (J)	<0.04	0.014 (J)	
8/31/2022			0.015 (J)				<0.04
2/7/2023	<0.04			0.014 (J)	<0.04	<0.04	<0.04
2/8/2023			0.015 (J)				
2/9/2023		<0.04					
8/15/2023	<0.04	<0.04	0.017 (J)	<0.04	<0.04	<0.04	<0.04
2/20/2024	<0.04	<0.04		<0.04	<0.04		<0.04
2/23/2024			0.037 (J)			0.018 (J)	
8/20/2024	<0.04	<0.04	0.014 (J)	<0.04	<0.04		<0.04
8/21/2024						<0.04	
2/25/2025	0.0078 (J)	<0.04	0.018 (J)	0.0093 (J)	<0.04	<0.04	<0.04
8/12/2025	0.012 (J)	0.0066 (J)	0.021 (J)	0.012 (J)	<0.04	0.0063 (J)	<0.04
2/17/2026	0.011 (J)	<0.04	0.021 (J)	0.013 (J)	<0.04	<0.04	<0.04

ND substitution: RL or RL/2 if <15% NDs.

Time Series

Constituent: Boron (mg/L) Analysis Run 5/13/2026 1:18 PM

Plant Yates Client: Southern Company Data: Yates AP-2

	YGWA-21I (bg)	YGWA-30I (bg)	YGWA-39 (bg)	YGWA-40 (bg)	YGWA-47 (bg)	YGWC-26I	YGWC-26S
6/2/2016		<0.04					
6/7/2016	<0.04						
6/8/2016						0.97	0.62
7/25/2016		<0.04					
7/28/2016	0.0096 (J)						
8/1/2016						0.932	0.643
8/30/2016					0.0166 (J)		
9/19/2016	<0.04	<0.04					
9/20/2016						1.04	0.644
11/1/2016		<0.04					
11/3/2016	<0.04						
11/7/2016						0.852	0.621
11/14/2016					0.0166 (J)		
1/13/2017	<0.04						
1/16/2017		<0.04					
1/18/2017						0.972	0.607
2/21/2017		<0.04				0.972	0.624
2/24/2017					0.0145 (J)		
3/6/2017	<0.04						
4/26/2017	<0.04	<0.04					
5/3/2017							0.676
5/8/2017					0.0141 (J)	1.05	
6/29/2017	<0.04						
6/30/2017		<0.04					
7/10/2017						0.855	0.58
7/11/2017					0.0131 (J)		
10/3/2017	<0.04						
10/4/2017		<0.04					
10/10/2017					0.0124 (J)	0.887	0.612
10/11/2017			0.0135 (J)				
10/12/2017				0.0401			
11/20/2017			0.0251 (J)	0.156			
1/10/2018				0.15			
1/11/2018			0.0255 (J)				
2/19/2018				0.15			
2/20/2018			<0.04				
4/2/2018					0.013 (J)		
4/3/2018			0.033 (J)	0.12			
6/5/2018	0.0092 (J)						
6/11/2018		0.014 (J)					
6/13/2018						0.86	0.67
6/28/2018			0.053	0.16			
8/7/2018			0.024 (J)	0.12			
9/19/2018					0.012 (J)		
9/24/2018			0.028 (J)	0.099			
9/25/2018	0.0054 (J)						
10/2/2018		<0.04				0.93	0.62
3/26/2019				0.096			
3/27/2019			0.017 (J)		0.013 (J)		
4/1/2019		<0.04					
4/2/2019	0.011 (J)					0.9	0.63
9/24/2019	0.018 (J)						

ND substitution: RL or RL/2 if <15% NDs.

Time Series

Constituent: Boron (mg/L) Analysis Run 5/13/2026 1:18 PM

Plant Yates Client: Southern Company Data: Yates AP-2

	YGWA-21I (bg)	YGWA-30I (bg)	YGWA-39 (bg)	YGWA-40 (bg)	YGWA-47 (bg)	YGWC-26I	YGWC-26S
9/25/2019		<0.04				0.86	0.63
10/8/2019					0.012 (J)		
10/9/2019			0.017 (J)	0.079			
3/17/2020					0.023 (J)		
3/19/2020		0.0052 (J)					0.73
3/20/2020						0.94	
3/24/2020	0.016 (J)			0.088 (J)			
3/25/2020			0.043 (J)				
9/22/2020					0.0076 (J)		
9/24/2020	0.013 (J)	0.0075 (J)	0.037 (J)	0.087 (J)		0.76	0.74
3/1/2021		<0.04			0.013 (J)		
3/2/2021							0.57
3/3/2021						0.69	
3/4/2021	0.0079 (J)		0.033 (J)	0.078			
8/19/2021		<0.04			0.011 (J)		0.71
8/20/2021						0.72	
8/26/2021			0.095				
9/1/2021	<0.04						
9/3/2021				0.077			
2/8/2022			0.13	0.074	0.015 (J)		
2/9/2022	<0.04						
2/10/2022						0.79	0.79
2/11/2022		<0.04					
8/30/2022	0.012 (J)						
8/31/2022		<0.04	0.14	0.062	0.0091 (J)	0.64	0.7
2/7/2023	<0.04		0.13				
2/8/2023		<0.04		0.057	0.011 (J)		
2/9/2023						0.75	0.74
8/15/2023	0.046 (J)		0.15 (J)	0.052 (J)	<0.04		
8/16/2023		<0.04					
8/17/2023						0.73	0.72
2/20/2024	<0.04	<0.04	0.12	0.056	0.023 (J)		
2/22/2024						0.77	0.78
8/20/2024	<0.04	<0.04			<0.04		
8/21/2024			0.13	0.061		0.59	0.68
2/25/2025	0.0066 (J)	<0.04	0.13	0.061	0.014 (J)		
2/27/2025						0.75	0.78
8/12/2025	0.0091 (J)	<0.04	0.13	0.063	0.022 (J)		
8/14/2025						0.65	0.74
2/17/2026	0.0079 (J)	<0.04	0.1	0.078	0.018 (J)		
2/18/2026						0.76	0.91

ND substitution: RL or RL/2 if <15% NDs.

Time Series

Constituent: Boron (mg/L) Analysis Run 5/13/2026 1:19 PM

Plant Yates Client: Southern Company Data: Yates AP-2

	YGWC-27I	YGWC-27S	YGWC-28I	YGWC-28S	YGWC-29IB
6/8/2016	2.2	1.3			
6/9/2016			2.2	2.3	0.88
8/1/2016	2	1.36			
8/2/2016			2.22	2.21	0.872
9/20/2016	2.02	1.69			
9/21/2016			2.65	2.54	0.853
11/7/2016	1.91	1.35		2.49	0.815
11/8/2016			2.44		
1/18/2017	1.69		1.88	2.04	
1/19/2017		1.15			0.803
2/21/2017				2.29	
2/22/2017		1.3	2.05		0.855
2/23/2017	1.76				
5/5/2017			3.01	3.41	
5/8/2017	2	1.51			0.884
6/30/2017	2.28	1.47			
7/5/2017			2.7		0.811
7/7/2017				3.01	
10/5/2017			2.53		0.851
10/6/2017		1.31			
10/9/2017	1.82			2.76	
6/11/2018					0.9
6/12/2018		1.6	2.8	2.9	
6/13/2018	2.2				
10/2/2018	1.9	1.4			0.81
10/3/2018			2.3	2.4	
4/1/2019	2.4	1.4	2.7		0.85
4/2/2019				2.9	
9/25/2019					0.73
9/26/2019	1.9	1.5	2.8	2.5	
3/19/2020			2.4	2.5	
3/20/2020	2.1	1.4			0.8
9/24/2020	2.3	1.3	2.1	2.6	0.84
3/3/2021	2	1.2	1.8	2.3	0.62
8/20/2021	2.5	1.2	2.3	2.5	0.66
2/8/2022		1.1	2.4	2.4	0.71
2/10/2022	2.5				
9/1/2022	2.3	1	1.8	2.2	0.71
2/8/2023					0.9
2/9/2023	2.2	1	1.8	2.3	
8/2/2023					0.75
8/16/2023			1.7	2.1	
8/17/2023	2.1	0.95			
2/21/2024	1.8	0.91	1.6	2.3	
2/22/2024					1.1
8/21/2024	1.9				
8/22/2024		0.92	1.8	2.1	0.82
2/26/2025	2.1		1.9	2.5	0.92
2/27/2025		0.94			
8/13/2025				2.3	0.85
8/14/2025	1.8	0.9	1.7		
2/18/2026	2.2	1.1			0.94

Time Series

Constituent: Boron (mg/L) Analysis Run 5/13/2026 1:19 PM

Plant Yates Client: Southern Company Data: Yates AP-2

	YGWC-27I	YGWC-27S	YGWC-28I	YGWC-28S	YGWC-29IB
2/19/2026			2.1	2.6	

Time Series

Constituent: Cadmium (mg/L) Analysis Run 5/13/2026 1:19 PM

Plant Yates Client: Southern Company Data: Yates AP-2

	GWA-2 (bg)	YGWA-1D (bg)	YGWA-1I (bg)	YGWA-2I (bg)	YGWA-3D (bg)	YGWA-3I (bg)	YGWA-4I (bg)
5/1/2007	<0.0005						
9/12/2007	<0.0005						
3/20/2008	<0.0005						
8/27/2008	<0.0005						
3/3/2009	<0.0005						
11/18/2009	<0.0005						
3/3/2010	<0.0005						
9/8/2010	<0.0005						
3/10/2011	<0.0005						
9/8/2011	<0.0005						
3/5/2012	<0.0005						
9/10/2012	<0.0005						
2/6/2013	<0.0005						
8/12/2013	<0.0005						
2/5/2014	<0.0005						
8/5/2014	<0.0005						
2/4/2015	<0.0005						
8/3/2015	<0.0005						
2/16/2016	<0.0005						
6/1/2016		<0.0005	<0.0005			<0.0005	
6/2/2016					<0.0005		<0.0005
7/21/2016	<0.0005						
7/25/2016			<0.0005			<0.0005	
7/26/2016		<0.0005			<0.0005		<0.0005
8/31/2016	<0.0005						
9/13/2016		<0.0005	<0.0005				
9/14/2016				<0.0005		<0.0005	<0.0005
9/15/2016					<0.0005		
11/1/2016		<0.0005			<0.0005	<0.0005	
11/2/2016							<0.0005
11/4/2016			<0.0005	<0.0005			
11/28/2016	<0.0005						
12/15/2016				<0.0005			
1/11/2017		0.0002 (J)			0.0001 (J)	8E-05 (J)	
1/13/2017							<0.0005
1/16/2017			<0.0005	<0.0005			
2/22/2017	<0.0005						
3/1/2017						<0.0005	
3/2/2017		<0.0005	<0.0005		<0.0005		
3/3/2017				<0.0005			
3/6/2017							<0.0005
4/26/2017					<0.0005	<0.0005	
4/27/2017		<0.0005	<0.0005				
4/28/2017				<0.0005			
5/1/2017							<0.0005
5/8/2017	<0.0005						
5/26/2017				<0.0005			
6/27/2017		<0.0005	<0.0005				
6/28/2017				<0.0005	<0.0005	<0.0005	
6/29/2017							<0.0005
7/17/2017	<0.0005						
10/16/2017	<0.0005						

ND substitution: RL or RL/2 if <15% NDs.

Time Series

Constituent: Cadmium (mg/L) Analysis Run 5/13/2026 1:19 PM

Plant Yates Client: Southern Company Data: Yates AP-2

	GWA-2 (bg)	YGWA-1D (bg)	YGWA-1I (bg)	YGWA-2I (bg)	YGWA-3D (bg)	YGWA-3I (bg)	YGWA-4I (bg)
2/19/2018	<0.0005						
3/27/2018			<0.0005				
3/28/2018				<0.0005	<0.0005	<0.0005	
3/29/2018		<0.0005					<0.0005
6/7/2018							<0.0005
8/6/2018	<0.0005						
9/26/2018							<0.0005
2/25/2019	<0.0005						
2/27/2019		<0.0005	<0.0005	<0.0005	<0.0005	<0.0005	
3/4/2019							<0.0005
3/28/2019		<0.0005	<0.0005				
3/29/2019				<0.0005			
4/1/2019					<0.0005	<0.0005	
4/3/2019							<0.0005
6/12/2019	<0.0005						
8/19/2019	<0.0005						
9/24/2019		<0.0005	<0.0005	<0.0005			
9/25/2019					<0.0005	<0.0005	<0.0005
10/8/2019	<0.0005						
2/10/2020		<0.0005	<0.0005				
2/11/2020				<0.0005		<0.0005	
2/12/2020					<0.0005		<0.0005
3/17/2020	<0.0005						
3/18/2020			<0.0005				
3/19/2020		<0.0005		<0.0005	<0.0005	<0.0005	
3/25/2020							<0.0005
8/26/2020	<0.0005						
9/22/2020	<0.0005						<0.0005
9/23/2020		<0.0005	<0.0005	<0.0005	<0.0005	<0.0005	
2/9/2021							<0.0005
2/10/2021				<0.0005	<0.0005	<0.0005	
2/12/2021		<0.0005	<0.0005				
3/2/2021	<0.0005						
3/3/2021		<0.0005	<0.0005	<0.0005	<0.0005	<0.0005	<0.0005
8/19/2021		<0.0005	<0.0005		<0.0005		
8/20/2021	<0.0005						
8/26/2021							<0.0005
8/27/2021				<0.0005		<0.0005	
2/8/2022	<0.0005						
2/9/2022		<0.0005	<0.0005	<0.0005	<0.0005	<0.0005	
2/11/2022							<0.0005
8/30/2022	<0.0005	<0.0005		<0.0005			
8/31/2022			<0.0005		<0.0005	<0.0005	<0.0005
2/7/2023	0.00012 (J)	<0.0005	<0.0005	<0.0005			
2/8/2023					<0.0005	0.00013 (J)	
2/9/2023							<0.0005
8/15/2023	<0.0005	<0.0005	<0.0005	<0.0005	<0.0005		<0.0005
8/16/2023						<0.0005	
2/20/2024	<0.0005	<0.0005	<0.0005	<0.0005	<0.0005	<0.0005	<0.0005
8/20/2024		<0.0005	<0.0005	<0.0005	<0.0005	<0.0005	0.00019 (J)
2/25/2025		<0.0005	<0.0005	<0.0005	0.00051	0.00046 (J)	<0.0005
8/12/2025		<0.0005	<0.0005	<0.0005	<0.0005	<0.0005	<0.0005

ND substitution: RL or RL/2 if <15% NDs.

Time Series

Constituent: Cadmium (mg/L) Analysis Run 5/13/2026 1:19 PM

Plant Yates Client: Southern Company Data: Yates AP-2

	GWA-2 (bg)	YGWA-1D (bg)	YGWA-1I (bg)	YGWA-2I (bg)	YGWA-3D (bg)	YGWA-3I (bg)	YGWA-4I (bg)
2/17/2026		<0.0005	<0.0005	<0.0005	<0.0005	<0.0005	<0.0005

ND substitution: RL or RL/2 if <15% NDs.

Time Series

Constituent: Cadmium (mg/L) Analysis Run 5/13/2026 1:19 PM

Plant Yates Client: Southern Company Data: Yates AP-2

	YGWA-5D (bg)	YGWA-5I (bg)	YGWA-14S (bg)	YGWA-17S (bg)	YGWA-18I (bg)	YGWA-18S (bg)	YGWA-20S (bg)
6/2/2016	<0.0005	<0.0005	<0.0005				
6/6/2016					<0.0005	<0.0005	
6/7/2016				<0.0005			<0.0005
7/26/2016	<0.0005	<0.0005	<0.0005				
7/27/2016				<0.0005	<0.0005	<0.0005	<0.0005
9/14/2016	<0.0005	<0.0005					
9/15/2016			<0.0005				
9/16/2016				<0.0005		<0.0005	
9/19/2016					<0.0005		<0.0005
11/2/2016	<0.0005		<0.0005				<0.0005
11/3/2016				<0.0005	<0.0005	<0.0005	
11/4/2016		<0.0005					
1/10/2017			<0.0005				
1/11/2017				0.0001 (J)	<0.0005	0.0001 (J)	
1/12/2017	<0.0005	9E-05 (J)					
1/13/2017							<0.0005
3/1/2017					<0.0005	<0.0005	
3/2/2017				<0.0005			
3/6/2017							<0.0005
3/7/2017	<0.0005	<0.0005					
3/8/2017			7E-05 (J)				
4/26/2017			<0.0005		<0.0005	<0.0005	<0.0005
5/1/2017	<0.0005						
5/2/2017		<0.0005		<0.0005			
6/27/2017	<0.0005	<0.0005					
6/28/2017					<0.0005	<0.0005	
6/29/2017				<0.0005			<0.0005
6/30/2017			<0.0005				
3/27/2018			<0.0005				
3/28/2018				<0.0005	<0.0005	<0.0005	
3/29/2018	<0.0005	<0.0005					<0.0005
6/6/2018	<0.0005						<0.0005
6/7/2018		<0.0005			<0.0005		
6/11/2018				<0.0005		<0.0005	
9/25/2018				<0.0005	<0.0005	<0.0005	<0.0005
9/26/2018	<0.0005	<0.0005					
2/26/2019			<0.0005				
3/4/2019	<0.0005	<0.0005					
3/5/2019				<0.0005		<0.0005	<0.0005
3/6/2019					<0.0005		
3/29/2019			<0.0005				
4/2/2019				<0.0005			
4/3/2019	<0.0005	<0.0005			<0.0005	<0.0005	<0.0005
9/24/2019	<0.0005	<0.0005					
9/25/2019			<0.0005	<0.0005			<0.0005
9/26/2019					<0.0005	<0.0005	
2/11/2020				<0.0005	<0.0005	<0.0005	
2/12/2020	<0.0005	<0.0005	<0.0005				<0.0005
3/18/2020			<0.0005				
3/24/2020	<0.0005	<0.0005		<0.0005	<0.0005	<0.0005	<0.0005
9/22/2020	<0.0005	<0.0005					
9/23/2020				<0.0005	<0.0005	<0.0005	

ND substitution: RL or RL/2 if <15% NDs.

Time Series

Constituent: Cadmium (mg/L) Analysis Run 5/13/2026 1:19 PM

Plant Yates Client: Southern Company Data: Yates AP-2

	YGWA-5D (bg)	YGWA-5I (bg)	YGWA-14S (bg)	YGWA-17S (bg)	YGWA-18I (bg)	YGWA-18S (bg)	YGWA-20S (bg)
9/24/2020							<0.0005
9/25/2020			<0.0005				
2/8/2021	<0.0005	<0.0005					
2/9/2021				<0.0005	<0.0005	<0.0005	<0.0005
2/10/2021			<0.0005				
3/2/2021	<0.0005	<0.0005	<0.0005				
3/3/2021				<0.0005	<0.0005	<0.0005	<0.0005
8/19/2021			<0.0005				
8/26/2021	<0.0005	<0.0005				<0.0005	
8/27/2021				<0.0005	<0.0005		<0.0005
2/9/2022				<0.0005	<0.0005	<0.0005	<0.0005
2/10/2022	<0.0005	<0.0005	<0.0005				
8/30/2022	<0.0005	<0.0005		<0.0005	<0.0005	<0.0005	
8/31/2022			<0.0005				<0.0005
2/7/2023	<0.0005			<0.0005	<0.0005	<0.0005	<0.0005
2/8/2023			<0.0005				
2/9/2023		<0.0005					
8/15/2023	<0.0005	<0.0005	<0.0005	<0.0005	<0.0005	<0.0005	<0.0005
2/20/2024	<0.0005	<0.0005		<0.0005	<0.0005		<0.0005
2/23/2024			<0.0005			<0.0005	
8/20/2024	<0.0005	<0.0005	<0.0005	<0.0005	<0.0005		<0.0005
8/21/2024						<0.0005	
2/25/2025	<0.0005	<0.0005	<0.0005	<0.0005	<0.0005	<0.0005	<0.0005
8/12/2025	<0.0005	<0.0005	<0.0005	<0.0005	<0.0005	<0.0005	<0.0005
2/17/2026	<0.0005	<0.0005	<0.0005	<0.0005	<0.0005	<0.0005	<0.0005

ND substitution: RL or RL/2 if <15% NDs.

Time Series

Constituent: Cadmium (mg/L) Analysis Run 5/13/2026 1:19 PM

Plant Yates Client: Southern Company Data: Yates AP-2

	YGWA-21I (bg)	YGWA-30I (bg)	YGWA-39 (bg)	YGWA-40 (bg)	YGWA-47 (bg)	YGWC-26I	YGWC-26S
6/2/2016		<0.0005					
6/7/2016	<0.0005						
6/8/2016						<0.0005	<0.0005
7/25/2016		<0.0005					
7/28/2016	<0.0005						
8/1/2016						<0.0005	<0.0005
8/30/2016					0.0001 (J)		
9/19/2016	<0.0005	<0.0005					
9/20/2016						<0.0005	<0.0005
11/1/2016		<0.0005					
11/3/2016	<0.0005						
11/7/2016						<0.0005	<0.0005
11/14/2016					0.0001 (J)		
1/13/2017	<0.0005						
1/16/2017		<0.0005					
1/18/2017						<0.0005	<0.0005
2/21/2017		<0.0005				<0.0005	<0.0005
2/24/2017					9E-05 (J)		
3/6/2017	<0.0005						
4/26/2017	<0.0005	<0.0005					
5/3/2017							<0.0005
5/8/2017					0.0001 (J)	<0.0005	
6/29/2017	<0.0005						
6/30/2017		<0.0005					
7/10/2017						<0.0005	<0.0005
7/11/2017					<0.0005		
10/10/2017					<0.0005		
10/11/2017			<0.0005				
10/12/2017				<0.0005			
11/20/2017			<0.0005	<0.0005			
1/10/2018				<0.0005			
1/11/2018			<0.0005				
2/19/2018				<0.0005			
2/20/2018			<0.0005				
3/27/2018		<0.0005					
3/29/2018	<0.0005						
3/30/2018						<0.0005	<0.0005
4/2/2018					<0.0005		
4/3/2018			<0.0005	<0.0005			
6/5/2018	<0.0005						
6/28/2018			<0.0005	<0.0005			
8/7/2018			<0.0005	<0.0005			
9/19/2018					<0.0005		
9/24/2018			<0.0005	<0.0005			
9/25/2018	9.6E-05 (J)						
2/26/2019		<0.0005					
2/27/2019						<0.0005	<0.0005
3/5/2019	<0.0005						
4/1/2019		<0.0005					
4/2/2019	<0.0005					<0.0005	<0.0005
8/20/2019					<0.0005		
8/21/2019			<0.0005	<0.0005			

ND substitution: RL or RL/2 if <15% NDs.

Time Series

Constituent: Cadmium (mg/L) Analysis Run 5/13/2026 1:19 PM

Plant Yates Client: Southern Company Data: Yates AP-2

	YGWA-21I (bg)	YGWA-30I (bg)	YGWA-39 (bg)	YGWA-40 (bg)	YGWA-47 (bg)	YGWC-26I	YGWC-26S
9/24/2019	<0.0005						
9/25/2019		<0.0005				<0.0005	<0.0005
10/8/2019					<0.0005		
10/9/2019			<0.0005	<0.0005			
2/12/2020	<0.0005	<0.0005	<0.0005	<0.0005			
2/13/2020						<0.0005	<0.0005
3/17/2020					<0.0005		
3/19/2020		<0.0005					<0.0005
3/20/2020						<0.0005	
3/24/2020	<0.0005			<0.0005			
3/25/2020			<0.0005				
8/27/2020					<0.0005		
9/24/2020	<0.0005	<0.0005	<0.0005	<0.0005		<0.0005	<0.0005
2/9/2021	0.00041 (J)						
2/10/2021			0.00019 (J)	<0.0005		<0.0005	<0.0005
2/11/2021		<0.0005					
3/1/2021		<0.0005					
3/2/2021							<0.0005
3/3/2021						<0.0005	
3/4/2021	<0.0005		0.0003 (J)	<0.0005			
8/19/2021		<0.0005			<0.0005		<0.0005
8/20/2021						<0.0005	
8/26/2021			0.00049 (J)				
9/1/2021	<0.0005						
9/3/2021				<0.0005			
2/8/2022			0.00063	<0.0005	<0.0005		
2/9/2022	<0.0005						
2/10/2022						<0.0005	<0.0005
2/11/2022		<0.0005					
8/30/2022	<0.0005						
8/31/2022		<0.0005	0.00044 (J)	<0.0005	<0.0005	<0.0005	<0.0005
2/7/2023	0.00012 (J)		0.00014 (J)				
2/8/2023		<0.0005		<0.0005	0.00032 (J)		
2/9/2023						<0.0005	<0.0005
8/15/2023	<0.0005		<0.0005	<0.0005	<0.0005		
8/16/2023		<0.0005					
8/17/2023						<0.0005	<0.0005
2/20/2024	<0.0005	<0.0005	<0.0005	<0.0005	<0.0005		
2/22/2024						<0.0005	<0.0005
8/20/2024	<0.0005	<0.0005			<0.0005		
8/21/2024			<0.0005	<0.0005		<0.0005	<0.0005
2/25/2025	<0.0005	<0.0005	<0.0005	<0.0005	<0.0005		
2/27/2025						<0.0005	<0.0005
8/12/2025	<0.0005	<0.0005	<0.0005	<0.0005	<0.0005		
8/14/2025						<0.0005	<0.0005
2/17/2026	<0.0005	<0.0005	<0.0005	<0.0005	<0.0005		
2/18/2026						<0.0005	<0.0005

ND substitution: RL or RL/2 if <15% NDs.

Time Series

Constituent: Cadmium (mg/L) Analysis Run 5/13/2026 1:19 PM

Plant Yates Client: Southern Company Data: Yates AP-2

	YGWC-27I	YGWC-27S	YGWC-28I	YGWC-28S	YGWC-29IB
6/8/2016	<0.0005	<0.0005			
6/9/2016			0.00055 (J)	<0.0005	<0.0025
8/1/2016	<0.0005	<0.0005			
8/2/2016			0.0001 (J)	<0.0005	0.0001 (J)
9/20/2016	<0.0005	<0.0005			
9/21/2016			0.0001 (J)	<0.0005	0.0002 (J)
11/7/2016	<0.0005	<0.0005		<0.0005	0.0002 (J)
11/8/2016			9E-05 (J)		
1/18/2017	<0.0005		9E-05 (J)	<0.0005	
1/19/2017		<0.0005			0.0001 (J)
2/21/2017				<0.0005	
2/22/2017		<0.0005	0.0001 (J)		0.0001 (J)
2/23/2017	<0.0005				
5/5/2017			9E-05 (J)	<0.0005	
5/8/2017	<0.0005	<0.0005			0.0002 (J)
6/30/2017	<0.0005	<0.0005			
7/5/2017			0.0002 (J)		0.0002 (J)
7/7/2017				<0.0005	
3/29/2018	<0.0005	<0.0005			<0.0025
3/30/2018			<0.0005	<0.0005	
2/27/2019	<0.0005	<0.0005	0.00014 (J)	<0.0005	0.00026 (J)
4/1/2019	<0.0005	<0.0005	0.00043 (J)		0.00022 (J)
4/2/2019				<0.0005	
9/25/2019					0.00024 (J)
9/26/2019	<0.0005	<0.0005	<0.0005	<0.0005	
2/13/2020	<0.0005	<0.0005	0.00013 (J)	<0.0005	0.00018 (J)
3/19/2020			0.00016 (J)	<0.0005	
3/20/2020	<0.0005	<0.0005			0.00022 (J)
9/24/2020	<0.0005	<0.0005	0.00027 (J)	<0.0005	0.00033 (J)
2/10/2021	<0.0005	<0.0005			
2/11/2021			0.00052 (J)		
2/12/2021				0.00048 (J)	<0.0025
3/3/2021	<0.0005	<0.0005	0.00014 (J)	<0.0005	0.00029 (J)
8/20/2021	<0.0005	<0.0005	0.00027 (J)	<0.0005	0.00027 (J)
2/8/2022		<0.0005	0.00033 (J)	<0.0005	0.00019 (J)
2/10/2022	<0.0005				
9/1/2022	<0.0005	<0.0005	0.00017 (J)	<0.0005	0.0002 (J)
2/8/2023					0.00028 (J)
2/9/2023	<0.0005	<0.0005	<0.0005	<0.0005	
8/2/2023					0.00016 (J)
8/16/2023			<0.0005	<0.0005	
8/17/2023	<0.0005	<0.0005			
2/21/2024	<0.0005	<0.0005	<0.0005	<0.0005	
2/22/2024					0.00012 (J)
8/21/2024	<0.0005				
8/22/2024		<0.0005	0.00016 (J)	<0.0005	0.00014 (J)
2/26/2025	<0.0005		0.00014 (J)	<0.0005	0.00013 (J)
2/27/2025		<0.0005			
8/13/2025				<0.0005	0.00013 (J)
8/14/2025	<0.0005	<0.0005	0.00013 (J)		
2/18/2026	<0.0005	<0.0005			0.00014 (J)
2/19/2026			0.00016 (J)	<0.0005	

ND substitution: RL or RL/2 if <15% NDs.

Time Series

Constituent: Calcium (mg/L) Analysis Run 5/13/2026 1:19 PM

Plant Yates Client: Southern Company Data: Yates AP-2

	GWA-2 (bg)	YGWA-1D (bg)	YGWA-1I (bg)	YGWA-2I (bg)	YGWA-3D (bg)	YGWA-3I (bg)	YGWA-4I (bg)
6/1/2016		12	2.5			21	
6/2/2016					28		8.8
7/25/2016			2.16			20.3	
7/26/2016		11			24.5		7.69
8/31/2016	9.31						
9/13/2016		11.8	2.21				
9/14/2016				23.5		19.7	8.49
9/15/2016					27		
11/1/2016		11			25.6	18.4	
11/2/2016							7.83
11/4/2016			2.67	23.7			
11/28/2016	9.47						
12/15/2016				23.1			
1/11/2017		11.2			27.5	20.3	
1/13/2017							8.08
1/16/2017			2.45	23.3			
2/22/2017	10.4						
3/1/2017						18.6	
3/2/2017		11	2.57		27.5		
3/3/2017				25.1			
3/6/2017							8.64
4/26/2017					30.4	25.6	
4/27/2017		11.1	2.38				
4/28/2017				30.7			
5/1/2017							13.4
5/8/2017	14.2						
5/26/2017				26.2			
6/27/2017		13.8	2.36				
6/28/2017				26.1	29.8	23.9	
6/29/2017							8.81
7/17/2017	14.1						
10/3/2017		14	2.21	26.7			
10/4/2017					29.7	22.1	
10/5/2017							9.29
10/16/2017	13.6						
2/19/2018	<25						
6/5/2018		15.2 (J)					
6/6/2018			2.3				
6/7/2018				25	29.1		8.2
6/8/2018						21.9 (J)	
8/6/2018	11.4 (J)						
9/26/2018							9.5 (J)
10/1/2018		15.1	1.8	25	26.9	19.7	
2/25/2019	12.7 (J)						
3/28/2019		13.3 (J)	2.2				
3/29/2019				23.5 (J)			
4/1/2019					30.1	20.4 (J)	
4/3/2019							8.4
6/12/2019	18.9						
9/24/2019		15.8	2.3	26.4			
9/25/2019					29.5	22.4	9.5
10/8/2019	28.3						

ND substitution: RL or RL/2 if <15% NDs.

Time Series

Constituent: Calcium (mg/L) Analysis Run 5/13/2026 1:19 PM

Plant Yates Client: Southern Company Data: Yates AP-2

	GWA-2 (bg)	YGWA-1D (bg)	YGWA-1I (bg)	YGWA-2I (bg)	YGWA-3D (bg)	YGWA-3I (bg)	YGWA-4I (bg)
10/10/2019							9.9
3/17/2020	24.3						
3/18/2020			2.1				
3/19/2020		15		27.4	31.5	21.9	
3/25/2020							10.5
9/22/2020	31						9.6
9/23/2020		14.1	1.8	26.3	28.6	23.6	
3/2/2021	34.2						
3/3/2021		14.1	1.8	25.6	29.8	20.6	7.7
8/19/2021		14.2	2		28.1		
8/20/2021	26.5						
8/26/2021							7.6
8/27/2021				22.6		24.7	
2/8/2022	25.6						
2/9/2022		14.9	2.1	23.4	30.3	23.7	
2/11/2022							7.5
8/30/2022	23.5	14.9		25.4			
8/31/2022			1.9		28.7	23.5	8.9
2/7/2023	22.3	15	2.2	25.6			
2/8/2023					28.9	23.3	
2/9/2023							9.6
8/15/2023	20.3	13.5	1.8	23.2	27.4		7.8
8/16/2023						24.9	
2/20/2024	22.8	15.3	2.2	28.2	30.7	23.7	9.9
8/20/2024		17.7	1.9	30.4	30	23.4	9.1
2/25/2025		16.4	1.8	27.3	27.9	21.2	8.1
8/12/2025		15	1.6	22	27.1	22.9	9.5
2/17/2026		15.5	1.7	27.5	30.7	23.1	9.8

Time Series

Constituent: Calcium (mg/L) Analysis Run 5/13/2026 1:19 PM

Plant Yates Client: Southern Company Data: Yates AP-2

	YGWA-5D (bg)	YGWA-5I (bg)	YGWA-14S (bg)	YGWA-17S (bg)	YGWA-18I (bg)	YGWA-18S (bg)	YGWA-20S (bg)
6/2/2016	33	2.4	1.3				
6/6/2016					6.2	1.4	
6/7/2016				2.2			2.3
7/26/2016	32.3	2.12	1.24				
7/27/2016				2	4.73	1.19	2.08
9/14/2016	31	2.18					
9/15/2016			1.17				
9/16/2016				1.97		1.5	
9/19/2016					4.76		1.97
11/2/2016	30.9		1.23				2.13
11/3/2016				1.99	5.25	1.31	
11/4/2016		2.17 (J)					
1/10/2017			1.24				
1/11/2017				2.28	4.74	1.25	
1/12/2017	35.7	2.37					
1/13/2017							2.45
3/1/2017					5.37	1.26	
3/2/2017				2.15			
3/6/2017							2.48
3/7/2017	32.7	2.34					
3/8/2017			1.21				
4/26/2017			1.14		4.28	1.05	2.3
5/1/2017	37						
5/2/2017		2.17		1.95			
6/27/2017	36.5	2.13					
6/28/2017					4.95	1.06	
6/29/2017				2.02			2.54
6/30/2017			1.24				
10/3/2017	30.9	2.15					
10/4/2017				2.03		1.1	2.25
10/5/2017			1.11		5.28		
6/6/2018	26.2						2.3
6/7/2018		2.3			4.8		
6/8/2018			1.1				
6/11/2018				2.1		1.4	
9/25/2018				2.1	4.6	1	2.3
9/26/2018	25.8	2.3					
10/1/2018			0.99				
3/29/2019			1.1				
4/2/2019				2.5			
4/3/2019	24.7 (J)	2.8			5.3	1.2	2.9
9/24/2019	25.8	2.5					
9/25/2019			1.1	2.6			2.4
9/26/2019					5.075 (D)	1.085 (D)	
10/10/2019	24.2	2.4		2.4			2.6
3/18/2020			1.1				
3/24/2020	26.1	2.5		2.7	5.3	1	2.6
9/22/2020	27.2	2.6					
9/23/2020				2.6	5.2	0.91 (J)	
9/24/2020							2.6
9/25/2020			1.3				
3/2/2021	1.6	2.6	1.2				

Time Series

Constituent: Calcium (mg/L) Analysis Run 5/13/2026 1:19 PM

Plant Yates Client: Southern Company Data: Yates AP-2

	YGWA-5D (bg)	YGWA-5I (bg)	YGWA-14S (bg)	YGWA-17S (bg)	YGWA-18I (bg)	YGWA-18S (bg)	YGWA-20S (bg)
3/3/2021				2.5	5.2	0.96 (J)	2.4
8/19/2021			1.2				
8/26/2021	25.2	2.5				0.98 (J)	
8/27/2021				2.7	5.1		2.4
2/9/2022				2.8	5.1	0.87 (J)	2.3
2/10/2022	24.8	2.5	1.3				
8/30/2022	24.8	2.5		3	5.7	0.77 (J)	
8/31/2022			1.3				2.4
2/7/2023	26.6			2.9	5.5	0.79 (J)	2.4
2/8/2023			1.5				
2/9/2023		2.8					
8/15/2023	25	2.6	1.3	2.9	5.1	0.8 (J)	2.2
2/20/2024	27.2	2.7		3.2	5.6		2.5
2/23/2024			1.6			0.84 (J)	
8/20/2024	29.1	3.2	1.3	3.5	5.9		2.8
8/21/2024						0.96 (J)	
2/25/2025	25.9	2.8	1.3	3	5.3	0.88 (J)	2.6
8/12/2025	27.2	2.7	1.2	3.1	4.7	0.76	2.6
2/17/2026	29.1	2.8	1.4	3.4	5.6	0.86	2.9

Time Series

Constituent: Calcium (mg/L) Analysis Run 5/13/2026 1:19 PM

Plant Yates Client: Southern Company Data: Yates AP-2

	YGWA-21I (bg)	YGWA-30I (bg)	YGWA-39 (bg)	YGWA-40 (bg)	YGWA-47 (bg)	YGWC-26I	YGWC-26S
6/2/2016		1.3					
6/7/2016	3.7						
6/8/2016						15	13
7/25/2016		1.17					
7/28/2016	3.15						
8/1/2016						14.5	12.2
8/30/2016					20.9		
9/19/2016	3.17	1.05					
9/20/2016						15.3	12.2
11/1/2016		1.14					
11/3/2016	3.4						
11/7/2016						13.8	12.1
11/14/2016					18.6		
1/13/2017	4.98						
1/16/2017		1.23					
1/18/2017						15.1	11.5
2/21/2017		1.25				14.6	11.7
2/24/2017					16.1		
3/6/2017	6.28						
4/26/2017	6.65	1.03					
5/3/2017							11.9
5/8/2017					14.6	15.2	
6/29/2017	6.04						
6/30/2017		1.13					
7/10/2017						17.4	12.7
7/11/2017					14.3		
10/3/2017	8.28						
10/4/2017		1.09					
10/10/2017					12.1	15.5	11.4
10/11/2017			2.74				
10/12/2017				2.9			
11/20/2017			1.81	10.4			
1/10/2018				10.2			
1/11/2018			1.54				
2/19/2018				<25			
2/20/2018			1.7				
4/2/2018					<25		
4/3/2018			1.4	6.3			
6/5/2018	9.1						
6/11/2018		1.1					
6/13/2018						15.5	12.5
6/28/2018			1.4	6.7			
8/7/2018			1.2	6.3			
9/19/2018					11.1 (J)		
9/24/2018			1.1	5.7			
9/25/2018	10.4 (J)						
10/2/2018		1.1				14.7	12.4 (J)
3/26/2019				5.6			
3/27/2019			1.5		10.8 (J)		
4/1/2019		1.3					
4/2/2019	8.8					16.1 (J)	11.9 (J)
9/24/2019	7.7						

ND substitution: RL or RL/2 if <15% NDs.

Time Series

Constituent: Calcium (mg/L) Analysis Run 5/13/2026 1:19 PM

Plant Yates Client: Southern Company Data: Yates AP-2

	YGWA-21I (bg)	YGWA-30I (bg)	YGWA-39 (bg)	YGWA-40 (bg)	YGWA-47 (bg)	YGWC-26I	YGWC-26S
9/25/2019		1.1				15.6	11.6
10/8/2019					9.7		
10/9/2019			2.4 (D)	5.05 (D)			
10/10/2019	5.6						
3/17/2020					14.8		
3/19/2020		1.2					13
3/20/2020						17.1	
3/24/2020	6			4.8			
3/25/2020			2.7				
9/22/2020					10.1		
9/24/2020	7.8	1.1	3.7	4.4		16.9	11.3
3/1/2021		1.2			10.3		
3/2/2021							12.9
3/3/2021						16.1	
3/4/2021	8.7		8.2	4.6			
8/19/2021		1.2			9.6		11.5
8/20/2021						17.2	
8/26/2021			14.1				
9/1/2021	9.5						
9/3/2021				5.6			
2/8/2022			15.2	6	9.4		
2/9/2022	9.8						
2/10/2022						16.4	11.6
2/11/2022		1.5					
8/30/2022	7.3						
8/31/2022		1.3	16.3	6.2	9.6	16.4	10.8
2/7/2023	7.5		16.1				
2/8/2023		1.3		5.9	9.2		
2/9/2023						15.8	10.7
8/15/2023	6.1		17.2	5.3	9.6		
8/16/2023		1.4					
8/17/2023						15.6	10.8
2/20/2024	7	1.3	16.9	5.6	10.3		
2/22/2024						16.7	11
8/20/2024	6.9	1.4			10		
8/21/2024			19.7	6		16.7	11.6
2/25/2025	6	1.4	17.3	4.8	9.9		
2/27/2025						15.7	10.2
8/12/2025	6.9	1.3	18.8	4.5	10.2		
8/14/2025						14.7	8.8
2/17/2026	8.9	1.4	17.9	5.3	10.7		
2/18/2026						17.2	11

Time Series

Constituent: Calcium (mg/L) Analysis Run 5/13/2026 1:19 PM

Plant Yates Client: Southern Company Data: Yates AP-2

	YGWC-27I	YGWC-27S	YGWC-28I	YGWC-28S	YGWC-29IB
6/8/2016	25	44			
6/9/2016			36	26	12
8/1/2016	21.4	36.3			
8/2/2016			35.5	25.8	11.7
9/20/2016	26.3	39.5			
9/21/2016			33.2	24.9	11.1
11/7/2016	26.1	34.9		25.1	11.4
11/8/2016			33.8		
1/18/2017	25.6		33.4	26.1	
1/19/2017		37			12
2/21/2017				29	
2/22/2017		37.6	33.8		11.2
2/23/2017	28.2				
5/5/2017			33.5	28.1	
5/8/2017	27.2	35.7			11.2
6/30/2017	27.2	36.2			
7/5/2017			33.4		11.9
7/7/2017				28.6	
10/5/2017			36.4		12
10/6/2017		39.8			
10/9/2017	27.3			27.3	
6/11/2018					12.1
6/12/2018		36.2	33.4	26.4	
6/13/2018	29.4				
10/2/2018	29.2	39.1			11.7 (J)
10/3/2018			32.6	25.8	
4/1/2019	27.4	38	33.8		11.9 (J)
4/2/2019				25.7	
9/25/2019					10.7
9/26/2019	24.2	37.5	32	26.1	
3/19/2020			37.3	30.4	
3/20/2020	30.3	42.1			12.7
9/24/2020	27.9	38.6	34.3	30.8	12.4
3/3/2021	25.7	30.2	30.9	28.4	9.5
8/20/2021	25.7	29.9	33.1	27.8	10.2
2/8/2022		27.2	31.8	26.7	9.3
2/10/2022	27.4				
9/1/2022	28.2	21.3	26.3	33.1	11
2/8/2023					11.9
2/9/2023	26.9	20.1	27.7	33.1	
8/2/2023					11.8
8/16/2023			27.3	31.2	
8/17/2023	25.4	20.8			
2/21/2024	27.7	20.4	27.8	31	
2/22/2024					11.5
8/21/2024	26.9				
8/22/2024		21.3	28.8	30.4	11.2
2/26/2025	25.9		29.7	28.4	11.1
2/27/2025		20.7			
8/13/2025				28.8	11.5
8/14/2025	21.9	18.2	23.7		
2/18/2026	22.6	23.8			11.9

Time Series

Constituent: Calcium (mg/L) Analysis Run 5/13/2026 1:19 PM

Plant Yates Client: Southern Company Data: Yates AP-2

	YGWC-27I	YGWC-27S	YGWC-28I	YGWC-28S	YGWC-29IB
2/19/2026			32.6	28.4	

Time Series

Constituent: Chloride (mg/L) Analysis Run 5/13/2026 1:19 PM

Plant Yates Client: Southern Company Data: Yates AP-2

	GWA-2 (bg)	YGWA-1D (bg)	YGWA-1I (bg)	YGWA-2I (bg)	YGWA-3D (bg)	YGWA-3I (bg)	YGWA-4I (bg)
6/1/2016		1.3	1.6			1.3	
6/2/2016					1.4		3.7
7/25/2016			1.4			1.3	
7/26/2016		1.2			1.6		3.6
8/31/2016	4						
9/13/2016		1.1	1.3				
9/14/2016				1.1		1.3	3.4
9/15/2016					1.5		
11/1/2016		1.3			1.7	1.4	
11/2/2016							4.5
11/4/2016			1.6	1.4			
11/28/2016	4.2						
12/15/2016				2.9			
1/11/2017		1.1			1.2	1.1	
1/13/2017							4.2
1/16/2017			1.4	0.98			
2/22/2017	3.7						
3/1/2017						1.1	
3/2/2017		1	1.3		1.2		
3/3/2017				1.1			
3/6/2017							3.6
4/26/2017					1.2	1.1	
4/27/2017		1	1.3				
4/28/2017				0.91			
5/1/2017							4.3
5/8/2017	4.2						
5/26/2017				0.93			
6/27/2017		1.1	1.4				
6/28/2017				1	1.3	1.2	
6/29/2017							4.2
7/17/2017	3.8						
10/3/2017		1.1	1.7	1.2			
10/4/2017					1.5	1.2	
10/5/2017							4.7
10/16/2017	4.2						
2/19/2018	4.3						
6/5/2018		1.1					
6/6/2018			1.4				
6/7/2018				1	1.2		4.4
6/8/2018						1.2	
8/6/2018	3.8						
9/26/2018							4.8
10/1/2018		1.1	1.4	1.1	1.5	1.2	
2/25/2019	4.1						
3/28/2019		1.4	1.5				
3/29/2019				1.2			
4/1/2019					1.2	1.1	
4/3/2019							4.3
6/12/2019	4.7						
9/24/2019		1.1	1.3	0.95 (J)			
9/25/2019					1.1	1.1	4.5
10/8/2019	5.1						

Time Series

Constituent: Chloride (mg/L) Analysis Run 5/13/2026 1:19 PM

Plant Yates Client: Southern Company Data: Yates AP-2

	GWA-2 (bg)	YGWA-1D (bg)	YGWA-1I (bg)	YGWA-2I (bg)	YGWA-3D (bg)	YGWA-3I (bg)	YGWA-4I (bg)
3/17/2020	4.8						
3/18/2020			1.4				
3/19/2020		1.1		0.97 (J)	1.2	1.1	
3/25/2020							3.9
9/22/2020	4.2						4.5
9/23/2020		0.99 (J)	1.2	0.88 (J)	1.1	1	
3/2/2021	4.1						
3/3/2021		0.96 (J)	1.2	0.86 (J)	1.1	0.99 (J)	4.1 (J)
8/19/2021		1.1	1.3		1.1		
8/20/2021	5.2						
8/26/2021							4.4
8/27/2021				0.99 (J)		1.1	
2/8/2022	5.7						
2/9/2022		1	1.3	1 (J)	1.1	1.1	
2/11/2022							4.1
8/30/2022	6.3	1.3		1.2			
8/31/2022			1.5		1.3	1.3	4.4
2/7/2023	6.1	1.3	1.5	1.1			
2/8/2023					1.2	1.1	
2/9/2023							4.5
8/15/2023	5.6	1.1	1.4	0.93 (J)	1.1		4.4
8/16/2023						1.1	
2/20/2024	6.1	1	1.2	0.96 (J)	1.1	1.1	4.6
8/20/2024		1	1.3	0.91 (J)	1.1	1	5.2
2/25/2025		0.9 (J)	1.1	0.77 (J)	0.94 (J)	0.9 (J)	4.5
8/12/2025		1.3	1.5	1.1	1.3	1.3	5.1
2/17/2026		1.1	1.3	1.1	1.1	1.1	5.4

Time Series

Constituent: Chloride (mg/L) Analysis Run 5/13/2026 1:19 PM

Plant Yates Client: Southern Company Data: Yates AP-2

	YGWA-5D (bg)	YGWA-5I (bg)	YGWA-14S (bg)	YGWA-17S (bg)	YGWA-18I (bg)	YGWA-18S (bg)	YGWA-20S (bg)
6/2/2016	7.2	4.3	4.1				
6/6/2016					6.8	6.4	
6/7/2016				4.5			1.9
7/26/2016	6.6	4.4	4				
7/27/2016				4.5	6.7	6.2	1.9
9/14/2016	6.6	3.8					
9/15/2016			4.2				
9/16/2016				4.5		6.1	
9/19/2016					7		1.9
11/2/2016	7.6		4.9				2.6
11/3/2016				5.4	7.5	7.4	
11/4/2016		4.8					
1/10/2017			4.1				
1/11/2017				4.7	6.5	6.1	
1/12/2017	6.8	3.8					
1/13/2017							2.3
3/1/2017					6.9	6	
3/2/2017				4.8			
3/6/2017							1.9
3/7/2017	6.8	4.5					
3/8/2017			4.2				
4/26/2017			4.1		7	6.5	2
5/1/2017	7.2						
5/2/2017		4.6		4.6			
6/27/2017	7	4.3					
6/28/2017					7	6.4	
6/29/2017				4.5			2.6
6/30/2017			3.7				
10/3/2017	6.5	4.2					
10/4/2017				4.7		6.8	2.6
10/5/2017			3.8		7		
6/6/2018	4.7						2.7
6/7/2018		4.5			6.8		
6/8/2018			3.4				
6/11/2018				4.9		6.8	
9/25/2018				5.6	7.9	7.8	3.6
9/26/2018	4.8	5.1					
10/1/2018			3.8				
3/29/2019			4.2				
4/2/2019				4.8			
4/3/2019	4	4.2			6.9	6.3	3.1
9/24/2019	3.7	4.5					
9/25/2019			4.8	5.7			2.8
9/26/2019					7	7.1	
10/10/2019	4.3	1.6		5.8			3.7
3/18/2020			5.2				
3/24/2020	3.5	4.3		5	7	6.8	2.7
9/22/2020	3.6	4.2					
9/23/2020				6.6	7.2	7.2	
9/24/2020							2.7
9/25/2020			5.3				
3/2/2021	3.2	4.3	4.9				

Time Series

Constituent: Chloride (mg/L) Analysis Run 5/13/2026 1:19 PM

Plant Yates Client: Southern Company Data: Yates AP-2

	YGWA-5D (bg)	YGWA-5I (bg)	YGWA-14S (bg)	YGWA-17S (bg)	YGWA-18I (bg)	YGWA-18S (bg)	YGWA-20S (bg)
3/3/2021				7.1	7	7.2	2.7
8/19/2021			5				
8/26/2021	3.4	4.3				7.3	
8/27/2021				8.5	7.4		2.8
2/9/2022				10.9	7.5	7	2.8
2/10/2022	3.2	4.4	4.7				
8/30/2022	3.5	4.4		12	7.9	7	
8/31/2022			4.6				2.9
2/7/2023	3.3			11.4	7.4	6.4	2.9
2/8/2023			4.9				
2/9/2023		5					
8/15/2023	3.1	4.1	4.1	11.6	7.3	6.7	2.8
2/20/2024	3.2	4.8		12.2	7.6		2.9
2/23/2024			4.8			6.6	
8/20/2024	3.4	4.8	4.5	12.7	7.8		3
8/21/2024						7.4	
2/25/2025	2.8	4.4	4.1	11.4	7	6.5	2.6
8/12/2025	3.4	5	4.7	12.4	7.7	7	3.1
2/17/2026	3.5	4.8	5.1	11.9	7.7	6.9	3.2

Time Series

Constituent: Chloride (mg/L) Analysis Run 5/13/2026 1:19 PM

Plant Yates Client: Southern Company Data: Yates AP-2

	YGWA-21I (bg)	YGWA-30I (bg)	YGWA-39 (bg)	YGWA-40 (bg)	YGWA-47 (bg)	YGWC-26I	YGWC-26S
6/2/2016		1.9					
6/7/2016	2.8						
6/8/2016						19	18
7/25/2016		1.7					
7/28/2016	2.6						
8/1/2016						17	16
8/30/2016					5.2		
9/19/2016	2.4	1.6					
9/20/2016						18	18
11/1/2016		1.8					
11/3/2016	2.9						
11/7/2016						17	16
11/14/2016					6.4		
1/13/2017	2.5						
1/16/2017		1.7					
1/18/2017						19	17
2/21/2017		1.7				18	16
2/24/2017					5.5		
3/6/2017	2.1						
4/26/2017	2.1	1.7					
5/3/2017							17
5/8/2017					5.8	18	
6/29/2017	2.8						
6/30/2017		1.8					
7/10/2017						19	15
7/11/2017					5.8		
10/3/2017	2.2						
10/4/2017		1.8					
10/10/2017					5.9	19	15
10/11/2017			2.4				
10/12/2017				3.8			
11/20/2017			1.8	4.4			
1/10/2018				4.6			
1/11/2018			1.6				
2/19/2018				4.6			
2/20/2018			2				
4/2/2018					4.8		
4/3/2018			3.3	5.9			
6/5/2018	1.7						
6/11/2018		2					
6/13/2018						18.1	14.2
6/28/2018			2.1	5			
8/7/2018			1.2	4.3			
9/19/2018					4		
9/24/2018			1.3	4.9			
9/25/2018	2.2						
10/2/2018		1.8				18.3	14
3/26/2019				4.4			
3/27/2019			1.4		4.3		
4/1/2019		1.7					
4/2/2019	2.5					17.9	13.5
9/24/2019	3.1						

Time Series

Constituent: Chloride (mg/L) Analysis Run 5/13/2026 1:19 PM

Plant Yates Client: Southern Company Data: Yates AP-2

	YGWA-21I (bg)	YGWA-30I (bg)	YGWA-39 (bg)	YGWA-40 (bg)	YGWA-47 (bg)	YGWC-26I	YGWC-26S
9/25/2019		1.6				17.1	14.4
10/8/2019					4.4		
10/9/2019			2.05 (D)	5.05 (D)			
10/10/2019	3.3						
3/17/2020					4.1		
3/19/2020		1.8					15.4
3/20/2020						17.7	
3/24/2020	2.8			4.7			
3/25/2020			1.9				
9/22/2020					4.2		
9/24/2020	2	1.5	2.7	5		17.1	15.7
3/1/2021		1.6			3.7		
3/2/2021							13.2
3/3/2021						16.6	
3/4/2021	1.8		4.9	4.9			
8/19/2021		1.6			3.5		13.5
8/20/2021						14.4	
8/26/2021			7.2				
9/1/2021	1.8						
9/3/2021				5.5			
2/8/2022			7.4	6.2	3.2		
2/9/2022	1.7						
2/10/2022						15.4	14
2/11/2022		2.1					
8/30/2022	2.4						
8/31/2022		1.8	6.7	6.3	3.5	16.6	15
2/7/2023	2.4		5.6				
2/8/2023		1.6		6.9	3.5		
2/9/2023						16.6	15.1
8/15/2023	2.3		4.5	5.6	3.5		
8/16/2023		1.5					
8/17/2023						15.7	14.4
2/20/2024	2.3	1.4	4.6	5.7	3.2		
2/22/2024						16	14.9
8/20/2024	2.3	1.4			3.6		
8/21/2024			4	5.4		15.8	15.2
2/25/2025	2	1.3	3.5	4.5	3		
2/27/2025						14.8	13.5
8/12/2025	2.2	1.6	3.9	4.6	3.9		
8/14/2025						15.8	14.4
2/17/2026	2.1	1.7	4.1	5	3.7		
2/18/2026						15.5	14.4

Time Series

Constituent: Chloride (mg/L) Analysis Run 5/13/2026 1:19 PM

Plant Yates Client: Southern Company Data: Yates AP-2

	YGWC-27I	YGWC-27S	YGWC-28I	YGWC-28S	YGWC-29IB
6/8/2016	14	22			
6/9/2016			18	19	15
8/1/2016	13	21			
8/2/2016			18	18	14
9/20/2016	13	22			
9/21/2016			18	19	14
11/7/2016	14	24		20	14
11/8/2016			18		
1/18/2017	14		18	20	
1/19/2017		22			14
2/21/2017				19	
2/22/2017		21	18		13
2/23/2017	14				
5/5/2017			19	21	
5/8/2017	14	22			15
6/30/2017	14	21			
7/5/2017			18		14
7/7/2017				20	
10/5/2017			19		15
10/6/2017		21			
10/9/2017	14			20	
6/11/2018					13.6
6/12/2018		19.8	17.6	19.3	
6/13/2018	13.1				
10/2/2018	13.8	19.9			13.4
10/3/2018			17.7	20.2	
4/1/2019	14.2	19.7	17.2		13.1
4/2/2019				19.5	
9/25/2019					11.3
9/26/2019	14.3	19.6	17.3	19.5	
3/19/2020			16	18.1	
3/20/2020	13	17.7			11.3
9/24/2020	13.3	17	15.1	18	10.9
3/3/2021	13	4	14.6	18	6.7
8/20/2021	13.7	15.2	15.2	18.1	6.8
2/8/2022		13	15.2	18.3	5.5
2/10/2022	13.1				
9/1/2022	13.4	10.4	10.4	16.5	8.1
2/8/2023					10.4
2/9/2023	13.9	11.5	11.5	18.1	
8/2/2023					9.5
8/16/2023			10.5	16.8	
8/17/2023	12.9	11.7			
2/21/2024	12.5	12.6	10.4	17.5	
2/22/2024					10.5
8/21/2024	12.2				
8/22/2024		13.9	10.9	18.2	10.5
2/26/2025	11.6		10.1	16.3	9.7
2/27/2025		11.8			
8/13/2025				16	9.5
8/14/2025	12	13.9	10.3		
2/18/2026	11.7	13.9			8.8

Time Series

Constituent: Chloride (mg/L) Analysis Run 5/13/2026 1:19 PM

Plant Yates Client: Southern Company Data: Yates AP-2

	YGWC-27I	YGWC-27S	YGWC-28I	YGWC-28S	YGWC-29IB
2/19/2026			10.2	15.9	

Time Series

Constituent: Chromium (mg/L) Analysis Run 5/13/2026 1:19 PM

Plant Yates Client: Southern Company Data: Yates AP-2

	GWA-2 (bg)	YGWA-1D (bg)	YGWA-1I (bg)	YGWA-2I (bg)	YGWA-3D (bg)	YGWA-3I (bg)	YGWA-4I (bg)
5/1/2007	0.0029						
9/12/2007	0.0084						
3/20/2008	0.0027						
8/27/2008	0.0026						
3/3/2009	0.0022						
11/18/2009	0.0036						
3/3/2010	<0.005						
9/8/2010	<0.005						
3/10/2011	<0.005						
9/8/2011	<0.005						
3/5/2012	<0.005						
9/10/2012	<0.005						
2/6/2013	<0.005						
8/12/2013	<0.005						
2/5/2014	0.0059						
8/5/2014	<0.005						
2/4/2015	<0.005						
8/3/2015	0.0011 (J)						
2/16/2016	<0.005						
6/1/2016		0.0035	<0.005			<0.005	
6/2/2016					0.0013 (J)		<0.005
7/21/2016	<0.005						
7/25/2016			0.0007 (J)			0.0007 (J)	
7/26/2016		0.0009 (J)			0.0006 (J)		<0.005
8/31/2016	<0.005						
9/13/2016		<0.005	<0.005				
9/14/2016				<0.005		<0.005	<0.005
9/15/2016					<0.005		
11/1/2016		<0.005			<0.005	<0.005	
11/2/2016							<0.005
11/4/2016			<0.005	<0.005			
11/28/2016	<0.005						
12/15/2016				<0.005			
1/11/2017		<0.005			<0.005	<0.005	
1/13/2017							<0.005
1/16/2017			<0.005	<0.005			
2/22/2017	<0.005						
3/1/2017						0.0004 (J)	
3/2/2017		0.0009 (J)	0.0004 (J)		0.0006 (J)		
3/3/2017				0.0005 (J)			
3/6/2017							<0.005
4/26/2017					<0.005	<0.005	
4/27/2017		<0.005	<0.005				
4/28/2017				0.0004 (J)			
5/1/2017							<0.005
5/8/2017	<0.005						
5/26/2017				<0.005			
6/27/2017		<0.005	<0.005				
6/28/2017				<0.005	<0.005	<0.005	
6/29/2017							<0.005
7/17/2017	<0.005						
10/16/2017	<0.005						

ND substitution: RL or RL/2 if <15% NDs.

Time Series

Constituent: Chromium (mg/L) Analysis Run 5/13/2026 1:19 PM

Plant Yates Client: Southern Company Data: Yates AP-2

	GWA-2 (bg)	YGWA-1D (bg)	YGWA-1I (bg)	YGWA-2I (bg)	YGWA-3D (bg)	YGWA-3I (bg)	YGWA-4I (bg)
2/19/2018	<0.005						
3/27/2018			<0.005				
3/28/2018				<0.005	<0.005	<0.005	
3/29/2018		<0.005					<0.005
8/6/2018	<0.005						
2/25/2019	<0.005						
2/27/2019		<0.005	<0.005	<0.005	<0.005	<0.005	
3/4/2019							<0.005
3/28/2019		<0.005	0.0021 (J)				
3/29/2019				<0.005			
4/1/2019					<0.005	<0.005	
6/12/2019	<0.005						
8/19/2019	<0.005						
9/24/2019		0.00072 (J)	0.0028 (J)	<0.005			
9/25/2019					0.0014 (J)	0.0019 (J)	
10/8/2019	<0.005						
2/10/2020		0.00042 (J)	<0.005				
2/11/2020				<0.005		<0.005	
2/12/2020					<0.005		<0.005
3/17/2020	<0.005						
3/18/2020			0.00044 (J)				
3/19/2020		0.00084 (J)		0.00048 (J)	<0.005	<0.005	
3/25/2020							0.00058 (J)
8/26/2020	<0.005						
9/22/2020	<0.005						<0.005
9/23/2020		0.00062 (J)	0.00058 (J)	<0.005	<0.005	<0.005	
2/9/2021							<0.005
2/10/2021				<0.005	<0.005	<0.005	
2/12/2021		<0.005	<0.005				
3/2/2021	<0.005						
3/3/2021		<0.005	<0.005	<0.005	<0.005	<0.005	0.0013
8/19/2021		<0.005	<0.005		<0.005		
8/20/2021	<0.005						
8/26/2021							<0.005
8/27/2021				<0.005		<0.005	
2/8/2022	<0.005						
2/9/2022		<0.005	<0.005	<0.005	<0.005	<0.005	
2/11/2022							<0.005
8/30/2022	<0.005	0.0011 (J)		<0.005			
8/31/2022			<0.005		<0.005	<0.005	<0.005
2/7/2023	<0.005	<0.005	0.0013 (J)	<0.005			
2/8/2023					<0.005	<0.005	
2/9/2023							<0.005
8/15/2023	<0.005	<0.005	<0.005	<0.005	<0.005		<0.005
8/16/2023						<0.005	
2/20/2024	<0.005	<0.005	<0.005	<0.005	<0.005	<0.005	<0.005
8/20/2024		<0.005	<0.005	<0.005	<0.005	<0.005	<0.005
2/25/2025		<0.005	<0.005	<0.005	<0.005	<0.005	<0.005
8/12/2025		<0.005	<0.005	<0.005	0.0017 (J)	<0.005	<0.005
2/17/2026		0.00025 (J)	0.00046 (J)	0.00029 (J)	<0.005	0.00028 (J)	0.00026 (J)

ND substitution: RL or RL/2 if <15% NDs.

Time Series

Constituent: Chromium (mg/L) Analysis Run 5/13/2026 1:19 PM

Plant Yates Client: Southern Company Data: Yates AP-2

	YGWA-5D (bg)	YGWA-5I (bg)	YGWA-14S (bg)	YGWA-17S (bg)	YGWA-18I (bg)	YGWA-18S (bg)	YGWA-20S (bg)
6/2/2016	<0.005	<0.005	<0.005				
6/6/2016					0.0012 (J)	<0.005	
6/7/2016				<0.005			<0.005
7/26/2016	0.0006 (J)	0.0006 (J)	<0.005				
7/27/2016				0.0008 (J)	0.0007 (J)	0.0006 (J)	0.0005 (J)
9/14/2016	<0.005	<0.005					
9/15/2016			<0.005				
9/16/2016				<0.005		<0.005	
9/19/2016					<0.005		<0.005
11/2/2016	<0.005		<0.005				<0.005
11/3/2016				<0.005	<0.005	<0.005	
11/4/2016		<0.005					
1/10/2017			<0.005				
1/11/2017				<0.005	<0.005	<0.005	
1/12/2017	<0.005	<0.005					
1/13/2017							<0.005
3/1/2017					0.0012 (J)	<0.005	
3/2/2017				0.001 (J)			
3/6/2017							0.0005 (J)
3/7/2017	0.0012 (J)	0.0006 (J)					
3/8/2017			0.0005 (J)				
4/26/2017			<0.005		0.0005 (J)	0.0003 (J)	0.0007 (J)
5/1/2017	0.0004 (J)						
5/2/2017		<0.005		0.0007 (J)			
6/27/2017	<0.005	<0.005					
6/28/2017					0.0006 (J)	<0.005	
6/29/2017				0.0006 (J)			0.0005 (J)
6/30/2017			<0.005				
3/27/2018			<0.005				
3/28/2018				<0.005	<0.005	<0.005	
3/29/2018	<0.005	<0.005					<0.005
2/26/2019			<0.005				
3/4/2019	<0.005	<0.005					
3/5/2019				<0.005		<0.005	<0.005
3/6/2019					<0.005		
3/29/2019			<0.005				
9/25/2019			<0.005				
2/11/2020				0.00087 (J)	0.001 (J)	0.00088 (J)	
2/12/2020	<0.005	0.00043 (J)	<0.005				0.00045 (J)
3/18/2020			<0.005				
3/24/2020	<0.005	0.0014 (J)		0.00087 (J)	0.00095 (J)	0.0011 (J)	0.00077 (J)
9/22/2020	0.0011 (J)	<0.005					
9/23/2020				0.00098 (J)	0.00092 (J)	0.0012 (J)	
9/24/2020							0.00076 (J)
9/25/2020			<0.005				
2/8/2021	<0.005	<0.005					
2/9/2021				0.00098 (J)	0.00083 (J)	0.0013 (J)	0.00056 (J)
2/10/2021			<0.005				
3/2/2021	<0.005	<0.005	<0.005				
3/3/2021				0.00082 (J)	0.00087 (J)	0.001 (J)	<0.005
8/19/2021			<0.005				
8/26/2021	<0.005	<0.005				<0.005	

ND substitution: RL or RL/2 if <15% NDs.

Time Series

Constituent: Chromium (mg/L) Analysis Run 5/13/2026 1:19 PM

Plant Yates Client: Southern Company Data: Yates AP-2

	YGWA-5D (bg)	YGWA-5I (bg)	YGWA-14S (bg)	YGWA-17S (bg)	YGWA-18I (bg)	YGWA-18S (bg)	YGWA-20S (bg)
8/27/2021				<0.005	<0.005		<0.005
2/9/2022				<0.005	<0.005	0.0014 (J)	<0.005
2/10/2022	<0.005	<0.005	<0.005				
8/30/2022	<0.005	<0.005		<0.005	<0.005	0.0015 (J)	
8/31/2022			<0.005				<0.005
2/7/2023	<0.005			<0.005	<0.005	0.0016 (J)	<0.005
2/8/2023			<0.005				
2/9/2023		0.0012 (J)					
8/15/2023	<0.005	<0.005	<0.005	<0.005	<0.005	0.0013 (J)	<0.005
2/20/2024	<0.005	<0.005		<0.005	<0.005		<0.005
2/23/2024			<0.005			<0.005	
8/20/2024	<0.005	<0.005	<0.005	<0.005	<0.005		<0.005
8/21/2024						<0.005	
2/25/2025	<0.005	<0.005	<0.005	<0.005	<0.005	<0.005	<0.005
8/12/2025	<0.005	<0.005	<0.005	<0.005	<0.005	0.0014 (J)	<0.005
2/17/2026	<0.005	0.00036 (J)	<0.005	0.00048 (J)	0.0009 (J)	0.0012 (J)	0.00063 (J)

ND substitution: RL or RL/2 if <15% NDs.

Time Series

Constituent: Chromium (mg/L) Analysis Run 5/13/2026 1:19 PM

Plant Yates Client: Southern Company Data: Yates AP-2

	YGWA-21I (bg)	YGWA-30I (bg)	YGWA-39 (bg)	YGWA-40 (bg)	YGWA-47 (bg)	YGWC-26I	YGWC-26S
6/2/2016		<0.005					
6/7/2016	<0.005						
6/8/2016						<0.005	<0.005
7/25/2016		<0.005					
7/28/2016	<0.005						
8/1/2016						0.0008 (J)	0.0026 (J)
8/30/2016					<0.005		
9/19/2016	<0.005	<0.005					
9/20/2016						<0.005	0.001 (J)
11/1/2016		<0.005					
11/3/2016	<0.005						
11/7/2016						<0.005	0.0013 (J)
11/14/2016					0.0093 (J)		
1/13/2017	<0.005						
1/16/2017		<0.005					
1/18/2017						<0.005	0.002 (J)
2/21/2017		<0.005				<0.005	0.0019 (J)
2/24/2017					<0.005		
3/6/2017	0.0004 (J)						
4/26/2017	<0.005	0.0016 (J)					
5/3/2017							0.0037 (J)
5/8/2017					<0.005	0.0006 (J)	
6/29/2017	<0.005						
6/30/2017		<0.005					
7/10/2017						0.0005 (J)	0.0025 (J)
7/11/2017					<0.005		
10/10/2017					<0.005		
10/11/2017			<0.005				
10/12/2017				<0.005			
11/20/2017			<0.005	<0.005			
1/10/2018				<0.005			
1/11/2018			<0.005				
2/19/2018				<0.005			
2/20/2018			<0.005				
3/27/2018		<0.005					
3/29/2018	<0.005						
3/30/2018						<0.005	<0.005
4/2/2018					<0.005		
4/3/2018			<0.005	<0.005			
6/28/2018			<0.005	<0.005			
8/7/2018			<0.005	<0.005			
9/19/2018					<0.005		
9/24/2018			<0.005	<0.005			
2/26/2019		<0.005					
2/27/2019						0.0049 (J)	0.0055 (J)
3/5/2019	<0.005						
4/1/2019		<0.005					
4/2/2019						<0.005	0.003 (J)
8/20/2019					<0.005		
8/21/2019			<0.005	0.00053 (J)			
9/25/2019		<0.005				0.00048 (J)	0.0012 (J)
10/9/2019			<0.005	0.0012 (J)			

ND substitution: RL or RL/2 if <15% NDs.

Time Series

Constituent: Chromium (mg/L) Analysis Run 5/13/2026 1:19 PM

Plant Yates Client: Southern Company Data: Yates AP-2

	YGWA-21I (bg)	YGWA-30I (bg)	YGWA-39 (bg)	YGWA-40 (bg)	YGWA-47 (bg)	YGWC-26I	YGWC-26S
2/12/2020	<0.005	<0.005	<0.005	0.00065 (J)			
2/13/2020						0.00044 (J)	0.0012 (J)
3/19/2020		<0.005					0.0018 (J)
3/20/2020						0.0009 (J)	
3/24/2020	<0.005			0.00055 (J)			
3/25/2020			<0.005				
8/27/2020					<0.005		
9/22/2020					<0.005		
9/24/2020	<0.005	<0.005	<0.005	<0.005		0.00067 (J)	0.00068 (J)
2/9/2021	<0.005						
2/10/2021			<0.005	<0.005		0.00065 (J)	0.00091 (J)
2/11/2021		<0.005					
3/1/2021		<0.005			<0.005		
3/2/2021							0.001 (J)
3/3/2021						<0.005	
3/4/2021	<0.005		<0.005	<0.005			
8/19/2021		<0.005			<0.005		0.0012 (J)
8/20/2021						<0.005	
8/26/2021			<0.005				
9/1/2021	<0.005						
9/3/2021				<0.005			
2/8/2022			<0.005	<0.005	<0.005		
2/9/2022	<0.005						
2/10/2022						<0.005	<0.005
2/11/2022		<0.005					
8/30/2022	<0.005						
8/31/2022		<0.005	<0.005	<0.005	<0.005	<0.005	<0.005
2/7/2023	<0.005		<0.005				
2/8/2023		0.0021 (J)		<0.005	<0.005		
2/9/2023						<0.005	<0.005
8/15/2023	<0.005		<0.005	<0.005	<0.005		
8/16/2023		<0.005					
8/17/2023						<0.005	<0.005
2/20/2024	<0.005	<0.005	<0.005	<0.005	<0.005		
2/22/2024						<0.005	<0.005
8/20/2024	<0.005	<0.005			<0.005		
8/21/2024			<0.005	<0.005		<0.005	<0.005
2/25/2025	<0.005	<0.005	<0.005	<0.005	<0.005		
2/27/2025						<0.005	<0.005
8/12/2025	<0.005	<0.005	<0.005	<0.005	<0.005		
8/14/2025						<0.005	<0.005
2/17/2026	<0.005	<0.005	<0.005	<0.005	0.00035 (J)		
2/18/2026						0.00048 (J)	0.00033 (J)

ND substitution: RL or RL/2 if <15% NDs.

Time Series

Constituent: Chromium (mg/L) Analysis Run 5/13/2026 1:19 PM

Plant Yates Client: Southern Company Data: Yates AP-2

	YGWC-27I	YGWC-27S	YGWC-28I	YGWC-28S	YGWC-29IB
6/8/2016	<0.005	<0.005			
6/9/2016			<0.005	<0.005	<0.005
8/1/2016	<0.005	<0.005			
8/2/2016			0.0005 (J)	0.0005 (J)	0.0005 (J)
9/20/2016	<0.005	<0.005			
9/21/2016			<0.005	<0.005	<0.005
11/7/2016	<0.005	<0.005		<0.005	<0.005
11/8/2016			<0.005		
1/18/2017	<0.005		<0.005	<0.005	
1/19/2017		<0.005			<0.005
2/21/2017				<0.005	
2/22/2017		<0.005	<0.005		<0.005
2/23/2017	<0.005				
5/5/2017			<0.005	<0.005	
5/8/2017	<0.005	<0.005			<0.005
6/30/2017	<0.005	<0.005			
7/5/2017			<0.005		<0.005
7/7/2017				<0.005	
3/29/2018	<0.005	<0.005			<0.005
3/30/2018			<0.005	<0.005	
2/27/2019	<0.005	0.015	<0.005	<0.005	<0.005
4/1/2019	<0.005	<0.005	<0.005		<0.005
4/2/2019				<0.005	
9/25/2019					<0.005
9/26/2019	<0.005	<0.005	0.00044 (J)	<0.005	
2/13/2020	<0.005	<0.005	0.00047 (J)	<0.005	<0.005
3/19/2020			<0.005	0.00049 (J)	
3/20/2020	<0.005	0.0005 (J)			<0.005
9/24/2020	<0.005	0.00057 (J)	<0.005	0.0006 (J)	<0.005
2/10/2021	<0.005	0.0027 (J)			
2/11/2021			<0.005		
2/12/2021				<0.005	<0.005
3/3/2021	<0.005	0.00058 (J)	<0.005	<0.005	<0.005
8/20/2021	0.012	0.0041 (J)	<0.005	<0.005	<0.005
2/8/2022		<0.005	<0.005	<0.005	<0.005
2/10/2022	<0.005				
9/1/2022	<0.005	<0.005	<0.005	<0.005	<0.005
2/8/2023					<0.005
2/9/2023	<0.005	<0.005	<0.005	0.0034 (J)	
8/2/2023					<0.005
8/16/2023			<0.005	<0.005	
8/17/2023	<0.005	<0.005			
2/21/2024	<0.005	<0.005	<0.005	<0.005	
2/22/2024					<0.005
8/21/2024	<0.005				
8/22/2024		<0.005	<0.005	<0.005	<0.005
2/26/2025	<0.005		<0.005	<0.005	<0.005
2/27/2025		<0.005			
8/13/2025				<0.005	0.0017 (J)
8/14/2025	<0.005	<0.005	<0.005		
2/18/2026	<0.005	<0.005			0.00034 (J)
2/19/2026			<0.005	0.00026 (J)	

ND substitution: RL or RL/2 if <15% NDs.

Time Series

Constituent: Cobalt (mg/L) Analysis Run 5/13/2026 1:19 PM

Plant Yates Client: Southern Company Data: Yates AP-2

	GWA-2 (bg)	YGWA-1D (bg)	YGWA-1I (bg)	YGWA-2I (bg)	YGWA-3D (bg)	YGWA-3I (bg)	YGWA-4I (bg)
5/1/2007	0.0067						
9/12/2007	<0.01						
3/20/2008	<0.01						
8/27/2008	<0.01						
3/3/2009	<0.01						
11/18/2009	<0.01						
3/3/2010	0.0027						
9/8/2010	0.007						
3/10/2011	<0.01						
9/8/2011	<0.01						
3/5/2012	0.0032						
9/10/2012	<0.01						
2/6/2013	<0.01						
8/12/2013	0.0045						
2/5/2014	<0.01						
8/5/2014	0.0027						
2/4/2015	0.0016						
8/3/2015	0.002						
2/16/2016	0.0027						
6/1/2016		<0.005	0.00082 (J)			<0.005	
6/2/2016					<0.005		0.00082 (J)
7/21/2016	0.0011 (J)						
7/25/2016			0.0008 (J)			<0.005	
7/26/2016		<0.005			<0.005		0.0012 (J)
8/31/2016	0.0053 (J)						
9/13/2016		<0.005	0.0009 (J)				
9/14/2016				<0.005		<0.005	0.0006 (J)
9/15/2016					<0.005		
11/1/2016		<0.005			<0.005	<0.005	
11/2/2016							<0.005
11/4/2016			0.0025 (J)	<0.005			
11/28/2016	0.0036 (J)						
12/15/2016				<0.005			
1/11/2017		<0.005			<0.005	<0.005	
1/13/2017							0.0029 (J)
1/16/2017			0.0027 (J)	<0.005			
2/22/2017	0.0049 (J)						
3/1/2017						<0.005	
3/2/2017		<0.005	0.0022 (J)		<0.005		
3/3/2017				<0.005			
3/6/2017							0.0006 (J)
4/26/2017					<0.005	<0.005	
4/27/2017		<0.005	0.0018 (J)				
4/28/2017				<0.005			
5/1/2017							<0.005
5/8/2017	0.0059 (J)						
5/26/2017				<0.005			
6/27/2017		<0.005	0.0023 (J)				
6/28/2017				<0.005	<0.005	<0.005	
6/29/2017							0.0005 (J)
7/17/2017	0.0046 (J)						
10/16/2017	0.0034 (J)						

ND substitution: RL or RL/2 if <15% NDs.

Time Series

Constituent: Cobalt (mg/L) Analysis Run 5/13/2026 1:19 PM

Plant Yates Client: Southern Company Data: Yates AP-2

	GWA-2 (bg)	YGWA-1D (bg)	YGWA-1I (bg)	YGWA-2I (bg)	YGWA-3D (bg)	YGWA-3I (bg)	YGWA-4I (bg)
2/19/2018	<0.01						
3/27/2018			<0.01				
3/28/2018				<0.005	<0.005	<0.005	
3/29/2018		<0.005					<0.005
6/5/2018		<0.005					
6/6/2018			<0.01				
6/7/2018				<0.005	<0.005		0.00058 (J)
6/8/2018						<0.005	
8/6/2018	0.003 (J)						
9/26/2018							<0.005
10/1/2018		<0.005	0.00059 (J)	<0.005	<0.005	<0.005	
2/25/2019	0.001 (J)						
2/27/2019		<0.005	0.00064 (J)	<0.005	<0.005	<0.005	
3/4/2019							<0.005
3/28/2019		<0.005	0.00091 (J)				
3/29/2019				<0.005			
4/1/2019					<0.005	<0.005	
4/3/2019							0.00083 (J)
6/12/2019	0.003 (J)						
8/19/2019	0.0035 (J)						
9/24/2019		<0.005	0.0013 (J)	<0.005			
9/25/2019					<0.005	<0.005	<0.005
10/8/2019	0.0039 (J)						
2/10/2020		<0.005	0.0016 (J)				
2/11/2020				<0.005		<0.005	
2/12/2020					<0.005		<0.005
3/17/2020	0.003 (J)						
3/18/2020			0.00087 (J)				
3/19/2020		<0.005		<0.005	<0.005	<0.005	
3/25/2020							0.00056 (J)
8/26/2020	0.2 (O)						
9/22/2020	0.16 (O)						<0.005
9/23/2020		<0.005	0.0013 (J)	<0.005	<0.005	<0.005	
2/9/2021							<0.005
2/10/2021				<0.005	<0.005	<0.005	
2/12/2021		0.00086 (J)	0.0028 (J)				
3/2/2021	0.21 (O)						
3/3/2021		<0.005	0.003 (J)	<0.005	<0.005	<0.005	<0.005
8/19/2021		0.00055 (J)	0.0017 (J)		<0.005		
8/20/2021	0.074 (O)						
8/26/2021							0.00042 (J)
8/27/2021				<0.005		<0.005	
2/8/2022	0.072 (O)						
2/9/2022		0.00072 (J)	0.0023 (J)	<0.005	<0.005	<0.005	
2/11/2022							<0.005
8/30/2022	0.075 (O)	<0.005		<0.005			
8/31/2022			0.00085 (J)		<0.005	<0.005	<0.005
2/7/2023	0.034	0.00097 (J)	0.0048 (J)	<0.005			
2/8/2023					<0.005	<0.005	
2/9/2023							<0.005
8/15/2023	0.031	<0.005	0.00072 (J)	<0.005	<0.005		<0.005
8/16/2023						<0.005	

ND substitution: RL or RL/2 if <15% NDs.

Time Series

Constituent: Cobalt (mg/L) Analysis Run 5/13/2026 1:19 PM

Plant Yates Client: Southern Company Data: Yates AP-2

	GWA-2 (bg)	YGWA-1D (bg)	YGWA-1I (bg)	YGWA-2I (bg)	YGWA-3D (bg)	YGWA-3I (bg)	YGWA-4I (bg)
2/20/2024	0.023	0.00055 (J)	0.0018 (J)	<0.005	<0.005	<0.005	<0.005
8/20/2024		<0.005	0.00033 (J)	<0.005	<0.005	<0.005	<0.005
2/25/2025		<0.005	0.0014 (J)	<0.005	<0.005	<0.005	<0.005
8/12/2025		<0.005	0.0014 (J)	<0.005	<0.005	<0.005	<0.005
2/17/2026		0.0004 (J)	0.002 (J)	<0.005	<0.005	<0.005	0.00013 (J)

ND substitution: RL or RL/2 if <15% NDs.

Time Series

Constituent: Cobalt (mg/L) Analysis Run 5/13/2026 1:19 PM

Plant Yates Client: Southern Company Data: Yates AP-2

	YGWA-5D (bg)	YGWA-5I (bg)	YGWA-14S (bg)	YGWA-17S (bg)	YGWA-18I (bg)	YGWA-18S (bg)	YGWA-20S (bg)
6/2/2016	<0.005	<0.005	<0.005				
6/6/2016					<0.005	0.00061 (J)	
6/7/2016				<0.005			<0.005
7/26/2016	<0.005	<0.005	<0.005				
7/27/2016				<0.005	<0.005	0.0004 (J)	<0.005
9/14/2016	<0.005	<0.005					
9/15/2016			<0.005				
9/16/2016				<0.005		0.0008 (J)	
9/19/2016					<0.005		<0.005
11/2/2016	<0.005		<0.005				<0.005
11/3/2016				<0.005	<0.005	<0.005	
11/4/2016		<0.005					
1/10/2017			<0.005				
1/11/2017				<0.005	<0.005	<0.005	
1/12/2017	<0.005	<0.005					
1/13/2017							<0.005
3/1/2017					<0.005	<0.005	
3/2/2017				<0.005			
3/6/2017							<0.005
3/7/2017	<0.005	<0.005					
3/8/2017			<0.005				
4/26/2017			<0.005		<0.005	<0.005	<0.005
5/1/2017	<0.005						
5/2/2017		<0.005		<0.005			
6/27/2017	<0.005	<0.005					
6/28/2017					<0.005	<0.005	
6/29/2017				<0.005			<0.005
6/30/2017			<0.005				
3/27/2018			<0.005				
3/28/2018				<0.005	<0.005	<0.005	
3/29/2018	<0.005	<0.005					<0.005
6/6/2018	<0.005						<0.005
6/7/2018		<0.005			<0.005		
6/8/2018			<0.005				
6/11/2018				<0.005		<0.005	
9/25/2018				<0.005	<0.005	<0.005	<0.005
9/26/2018	<0.005	<0.005					
10/1/2018			<0.005				
2/26/2019			<0.005				
3/4/2019	<0.005	<0.005					
3/5/2019				<0.005		<0.005	<0.005
3/6/2019					<0.005		
3/29/2019			<0.005				
4/2/2019				<0.005			
4/3/2019	<0.005	<0.005			<0.005	<0.005	<0.005
9/24/2019	<0.005	<0.005					
9/25/2019			<0.005	<0.005			<0.005
9/26/2019					<0.005	<0.005	
2/11/2020				<0.005	<0.005	<0.005	
2/12/2020	0.00037 (J)	<0.005	<0.005				<0.005
3/18/2020			<0.005				
3/24/2020	0.00035 (J)	<0.005		<0.005	<0.005	<0.005	<0.005

ND substitution: RL or RL/2 if <15% NDs.

Time Series

Constituent: Cobalt (mg/L) Analysis Run 5/13/2026 1:19 PM

Plant Yates Client: Southern Company Data: Yates AP-2

	YGWA-5D (bg)	YGWA-5I (bg)	YGWA-14S (bg)	YGWA-17S (bg)	YGWA-18I (bg)	YGWA-18S (bg)	YGWA-20S (bg)
9/22/2020	<0.005	<0.005					
9/23/2020				<0.005	<0.005	<0.005	
9/24/2020							<0.005
9/25/2020			<0.005				
2/8/2021	<0.005	<0.005					
2/9/2021				<0.005	<0.005	<0.005	<0.005
2/10/2021			<0.005				
3/2/2021	<0.005	<0.005	<0.005				
3/3/2021				<0.005	<0.005	<0.005	<0.005
8/19/2021			<0.005				
8/26/2021	<0.005	<0.005				<0.005	
8/27/2021				<0.005	<0.005		<0.005
2/9/2022				<0.005	<0.005	<0.005	<0.005
2/10/2022	<0.005	<0.005	<0.005				
8/30/2022	<0.005	<0.005		<0.005	<0.005	<0.005	
8/31/2022			<0.005				<0.005
2/7/2023	<0.005			<0.005	<0.005	<0.005	<0.005
2/8/2023			<0.005				
2/9/2023		<0.005					
8/15/2023	<0.005	<0.005	<0.005	<0.005	<0.005	<0.005	<0.005
2/20/2024	<0.005	<0.005		<0.005	<0.005		<0.005
2/23/2024			<0.005			<0.005	
8/20/2024	<0.005	<0.005	<0.005	<0.005	<0.005		<0.005
8/21/2024						<0.005	
2/25/2025	<0.005	<0.005	<0.005	<0.005	<0.005	<0.005	<0.005
8/12/2025	<0.005	<0.005	<0.005	<0.005	<0.005	<0.005	<0.005
2/17/2026	<0.005	<0.005	<0.005	<0.005	<0.005	<0.005	<0.005

ND substitution: RL or RL/2 if <15% NDs.

Time Series

Constituent: Cobalt (mg/L) Analysis Run 5/13/2026 1:19 PM

Plant Yates Client: Southern Company Data: Yates AP-2

	YGWA-21I (bg)	YGWA-30I (bg)	YGWA-39 (bg)	YGWA-40 (bg)	YGWA-47 (bg)	YGWC-26I	YGWC-26S
6/2/2016		0.035					
6/7/2016	0.0056						
6/8/2016						<0.005	0.0032
7/25/2016		0.0312					
7/28/2016	0.0032 (J)						
8/1/2016						<0.005	0.003 (J)
8/30/2016					0.0073 (J)		
9/19/2016	0.0047 (J)	0.0275					
9/20/2016						<0.005	0.003 (J)
11/1/2016		0.0255					
11/3/2016	0.013						
11/7/2016						<0.005	0.0025 (J)
11/14/2016					0.0115		
1/13/2017	0.011						
1/16/2017		0.0245					
1/18/2017						<0.005	0.0022 (J)
2/21/2017		0.0272				<0.005	0.0022 (J)
2/24/2017					0.0106		
3/6/2017	0.011						
4/26/2017	0.009 (J)	0.0244					
5/3/2017							0.002 (J)
5/8/2017					0.0099 (J)	<0.005	
6/29/2017	0.0093 (J)						
6/30/2017		0.0233					
7/10/2017						<0.005	0.002 (J)
7/11/2017					0.0096 (J)		
10/10/2017					0.0036 (J)		
10/11/2017			<0.005				
10/12/2017				<0.005			
11/20/2017			<0.005	<0.005			
1/10/2018				<0.005			
1/11/2018			<0.005				
2/19/2018				<0.005			
2/20/2018			<0.005				
3/27/2018		0.023					
3/29/2018	<0.01						
3/30/2018						<0.005	<0.005
4/2/2018					<0.005		
4/3/2018			<0.005	<0.005			
6/5/2018	0.0041 (J)						
6/11/2018		0.023					
6/13/2018						<0.005	0.0017 (J)
6/28/2018			<0.005	<0.005			
8/7/2018			<0.005	<0.005			
9/19/2018					0.0036 (J)		
9/24/2018			<0.005	<0.005			
9/25/2018	0.0044 (J)						
10/2/2018		0.022				<0.005	0.0016 (J)
2/26/2019		0.021					
2/27/2019						<0.005	0.0017 (J)
3/5/2019	0.0039 (J)						
4/1/2019		0.022					

ND substitution: RL or RL/2 if <15% NDs.

Time Series

Constituent: Cobalt (mg/L) Analysis Run 5/13/2026 1:19 PM

Plant Yates Client: Southern Company Data: Yates AP-2

	YGWA-21I (bg)	YGWA-30I (bg)	YGWA-39 (bg)	YGWA-40 (bg)	YGWA-47 (bg)	YGWC-26I	YGWC-26S
4/2/2019	0.0039 (J)					<0.005	0.0022 (J)
8/20/2019					0.00092 (J)		
8/21/2019			0.00034 (J)	<0.005			
9/24/2019	0.0032 (J)						
9/25/2019		0.016				<0.005	0.0033 (J)
10/8/2019					0.0014 (J)		
10/9/2019			<0.005	<0.005			
2/12/2020	0.0081	0.014	0.00034 (J)	<0.005			
2/13/2020						<0.005	0.0019 (J)
3/17/2020					0.0017 (J)		
3/19/2020		0.014					0.0021 (J)
3/20/2020						<0.005	
3/24/2020	0.0061			<0.005			
3/25/2020			0.00034 (J)				
8/27/2020					0.0011 (J)		
9/22/2020					0.00097 (J)		
9/24/2020	0.0079	0.0064	0.00053 (J)	<0.005		<0.005	0.0011 (J)
2/9/2021	0.009						
2/10/2021			0.00098 (J)	<0.005		<0.005	0.0017 (J)
2/11/2021		0.0078					
3/1/2021		0.0061			0.001 (J)		
3/2/2021							0.0021 (J)
3/3/2021						<0.005	
3/4/2021	0.0065		0.00071 (J)	<0.005			
8/19/2021		0.0052			0.00099 (J)		0.0017 (J)
8/20/2021						<0.005	
8/26/2021			0.0011 (J)				
9/1/2021	0.0068						
9/3/2021				<0.005			
2/8/2022			0.0012 (J)	<0.005	0.0013 (J)		
2/9/2022	0.0078						
2/10/2022						<0.005	0.0026 (J)
2/11/2022		0.0038 (J)					
8/30/2022	0.0066						
8/31/2022		0.004 (J)	0.00085 (J)	<0.005	0.00096 (J)	<0.005	0.0026 (J)
2/7/2023	0.014		0.00066 (J)				
2/8/2023		0.0031 (J)		<0.005	0.0011 (J)		
2/9/2023						<0.005	0.0017 (J)
8/15/2023	0.011		0.00072 (J)	<0.005	0.00072 (J)		
8/16/2023		0.0028 (J)					
8/17/2023						<0.005	0.00088 (J)
2/20/2024	0.02	0.0029 (J)	0.00073 (J)	<0.005	0.0011 (J)		
2/22/2024						<0.005	0.0012 (J)
8/20/2024	0.02	0.0023 (J)			0.00034 (J)		
8/21/2024			0.00048 (J)	<0.005		<0.005	0.00094 (J)
2/25/2025	0.041	0.0023 (J)	<0.005	<0.005	<0.005		
2/27/2025						<0.005	<0.005
8/12/2025	0.031	0.0024 (J)	<0.005	<0.005	<0.005		
8/14/2025						<0.005	<0.005
2/17/2026	0.041	0.0019 (J)	0.0013 (J)	0.00015 (J)	0.00057 (J)		
2/18/2026						<0.005	0.00091 (J)

ND substitution: RL or RL/2 if <15% NDs.

Time Series

Constituent: Cobalt (mg/L) Analysis Run 5/13/2026 1:19 PM

Plant Yates Client: Southern Company Data: Yates AP-2

	YGWC-27I	YGWC-27S	YGWC-28I	YGWC-28S	YGWC-29IB
6/8/2016	0.0016 (J)	0.0024 (J)			
6/9/2016			0.00042 (J)	0.00085 (J)	0.00052 (J)
8/1/2016	0.0014 (J)	0.0026 (J)			
8/2/2016			<0.005	0.0008 (J)	0.0006 (J)
9/20/2016	0.002 (J)	0.0026 (J)			
9/21/2016			<0.005	0.0008 (J)	0.0007 (J)
11/7/2016	0.0016 (J)	0.0025 (J)		0.001 (J)	<0.005
11/8/2016			<0.005		
1/18/2017	0.0017 (J)		<0.005	0.001 (J)	
1/19/2017		0.0024 (J)			<0.005
2/21/2017				0.0011 (J)	
2/22/2017		0.0023 (J)	<0.005		<0.005
2/23/2017	0.002 (J)				
5/5/2017			<0.005	0.0012 (J)	
5/8/2017	0.0029 (J)	0.0023 (J)			<0.005
6/30/2017	0.0044 (J)	0.0022 (J)			
7/5/2017			<0.005		0.0003 (J)
7/7/2017				0.0012 (J)	
3/29/2018	0.051	<0.01			<0.005
3/30/2018			<0.005	<0.005	
6/11/2018					<0.005
6/12/2018		0.0025 (J)	<0.005	0.0011 (J)	
6/13/2018	0.092				
10/2/2018	0.078	0.0023 (J)			<0.005
10/3/2018			<0.005	0.0013 (J)	
2/27/2019	0.035	0.0024 (J)	<0.005	0.00093 (J)	<0.005
4/1/2019	0.025	0.0023 (J)	<0.005		<0.005
4/2/2019				0.0011 (J)	
9/25/2019					<0.005
9/26/2019	0.014	0.0021 (J)	<0.005	0.00098 (J)	
2/13/2020	0.012	0.0026 (J)	<0.005	0.00092 (J)	<0.005
3/19/2020			<0.005	0.00093 (J)	
3/20/2020	0.014	0.0022 (J)			<0.005
9/24/2020	0.0076	0.0021 (J)	<0.005	0.00085 (J)	<0.005
2/10/2021	0.0048 (J)	0.0025 (J)			
2/11/2021			<0.005		
2/12/2021				<0.005	0.00094 (J)
3/3/2021	0.0042 (J)	0.0017 (J)	<0.005	0.001 (J)	<0.005
8/20/2021	0.0034 (J)	0.0027 (J)	<0.005	0.00097 (J)	<0.005
2/8/2022		0.0017 (J)	<0.005	0.00091 (J)	<0.005
2/10/2022	0.0051				
9/1/2022	0.0096	0.0015 (J)	<0.005	0.00071 (J)	<0.005
2/8/2023					0.0053
2/9/2023	0.0083	0.0015 (J)	<0.005	0.00074 (J)	
8/2/2023					0.0027 (J)
8/16/2023			<0.005	0.0008 (J)	
8/17/2023	0.0079	0.0014 (J)			
2/21/2024	0.016	0.0016 (J)	<0.005	0.00074 (J)	
2/22/2024					0.0071
8/21/2024	0.012				
8/22/2024		0.0014 (J)	<0.005	0.00085 (J)	0.0061
2/26/2025	0.014		<0.005	<0.005	0.0063

ND substitution: RL or RL/2 if <15% NDs.

Time Series

Constituent: Cobalt (mg/L) Analysis Run 5/13/2026 1:19 PM

Plant Yates Client: Southern Company Data: Yates AP-2

	YGWC-27I	YGWC-27S	YGWC-28I	YGWC-28S	YGWC-29IB
2/27/2025		0.0017 (J)			
8/13/2025				<0.005	0.0063
8/14/2025	0.019	0.0013 (J)	<0.005		
2/18/2026	0.0072	0.0016 (J)			0.0065
2/19/2026			0.00014 (J)	0.00099 (J)	

ND substitution: RL or RL/2 if <15% NDs.

Time Series

Constituent: Combined Radium 226 + 228 (pCi/L) Analysis Run 5/13/2026 1:19 PM

Plant Yates Client: Southern Company Data: Yates AP-2

	GWA-2 (bg)	YGWA-1D (bg)	YGWA-1I (bg)	YGWA-2I (bg)	YGWA-3D (bg)	YGWA-3I (bg)	YGWA-4I (bg)
6/1/2016		0.321 (U)	0.42			0.896	
6/2/2016					2.51		0.721
7/25/2016			1.83			2.28	
7/26/2016		0.707			3.82		1.26
8/31/2016	1.2						
9/13/2016		1.22	0.841				
9/14/2016				0.98		0.821	0.901
9/15/2016					4.24		
11/1/2016		0.805			3.92	0.585	
11/2/2016							1.09
11/4/2016			0.166	0.277			
11/28/2016	0.264 (U)						
12/15/2016				0.071 (U)			
1/11/2017		0.705			2.52	1.22	
1/13/2017							1.19
1/16/2017			0	0.44			
2/22/2017	1.06 (U)						
3/1/2017						0.877	
3/2/2017		0.251	0.504		3.13		
3/3/2017				0.448			
3/6/2017							0.669
4/26/2017					2.35	0.672	
4/27/2017		1.08	0.593				
4/28/2017				0.548			
5/1/2017							0.803
5/8/2017	0.187 (U)						
5/26/2017				0			
6/27/2017		1.02 (U)	0.657 (U)				
6/28/2017				0.608 (U)	2.6	1.07 (U)	
6/29/2017							1.35
7/17/2017	1.42						
10/16/2017	1.17						
2/19/2018	1.58						
3/27/2018			0.39				
3/28/2018				0.412	3	0.65	
3/29/2018		0.503					0.703
6/5/2018		0.771 (U)					
6/6/2018			2.8				
6/7/2018				0.73 (U)	2.79		0.628 (U)
6/8/2018						1.89	
8/6/2018	0.196 (U)						
9/26/2018							0.756 (U)
10/1/2018		0.783 (U)	1.06 (U)	0.756 (U)	3.14	1.58	
2/27/2019		1.21 (U)	0.637 (U)	0.635 (U)	3.79	3.67	
3/4/2019							1.21 (U)
3/28/2019		1.13 (U)	0.125 (U)				
3/29/2019				0.224 (U)			
4/1/2019					4.33	2.28	
4/3/2019							1.07 (U)
8/19/2019	1.39						
9/24/2019		1.22 (U)	0.949 (U)	0.429 (U)			
9/25/2019					4.2	1.6	1.86

Time Series

Constituent: Combined Radium 226 + 228 (pCi/L) Analysis Run 5/13/2026 1:19 PM

Plant Yates Client: Southern Company Data: Yates AP-2

	GWA-2 (bg)	YGWA-1D (bg)	YGWA-1I (bg)	YGWA-2I (bg)	YGWA-3D (bg)	YGWA-3I (bg)	YGWA-4I (bg)
10/8/2019	1.32 (U)						
2/10/2020		1.41	1.25 (U)				
2/11/2020				0.817 (U)	3.87	1.85	
2/12/2020							1.25
3/17/2020	1 (U)						
3/18/2020			0.458 (U)				
3/19/2020		1.1		0.715 (U)	3.96	2.2	
3/25/2020							0.766 (U)
8/26/2020	1.75						
9/22/2020	0.688 (U)						0.795 (U)
9/23/2020		1.35 (U)	0.00884 (U)	0.565 (U)	4.14	1.14 (U)	
2/9/2021							0.626 (U)
2/10/2021				1.04 (U)	3.65	2.46	
2/12/2021		0.366 (U)	0.458 (U)				
3/2/2021	0.948 (U)						
3/3/2021		0.492 (U)	0.105 (U)	0.459 (U)	3.58	2.03	1
8/19/2021		1.17 (U)	0.0732 (U)		3.53		
8/20/2021	0.528 (U)						
8/26/2021							1.17 (U)
8/27/2021				0.409 (U)		1.34	
2/8/2022	0.462 (U)						
2/9/2022		1.19	0.422 (U)	0.894 (U)	3.28	1.91	
2/11/2022							0.996
8/30/2022	1.52	0.827		0.699 (U)			
8/31/2022			0.49 (U)		2.12	1.33	0.962
2/7/2023	1	0.92 (U)	0.661 (U)	0.536 (U)			
2/8/2023					2.74	1.18	
2/9/2023							1.12
8/15/2023	0.833 (U)	0.935 (U)	0.726 (U)	0.611 (U)	2.79		1.14
8/16/2023						1.87	
2/20/2024	0.978 (U)	0.274 (U)	0.798 (U)	0.784 (U)	2.56	1.09 (U)	1.1 (U)
8/20/2024		0.46 (U)	0.65 (U)	0.0912 (U)	3.09	0.921 (U)	1.18
2/25/2025		1.24	0.978 (U)	0.123 (U)	3.04	1.46	1.54
8/12/2025		0.478 (U)	0.864 (U)	0.723 (U)	2.76	0.718 (U)	1.55
2/17/2026		0.534 (U)	0.373 (U)	0.723 (U)	2.89	0.742 (U)	1.46

Time Series

Constituent: Combined Radium 226 + 228 (pCi/L) Analysis Run 5/13/2026 1:19 PM

Plant Yates Client: Southern Company Data: Yates AP-2

	YGWA-5D (bg)	YGWA-5I (bg)	YGWA-14S (bg)	YGWA-17S (bg)	YGWA-18I (bg)	YGWA-18S (bg)	YGWA-20S (bg)
6/2/2016	5.11	0.614	0.329 (U)				
6/6/2016					0.0804 (U)	0.301 (U)	
6/7/2016				0.158 (U)			0.0191 (U)
7/26/2016	6.92	1.47	1.51				
7/27/2016				0.0354	0.206	0.196	0.541
9/14/2016	3.96	1.27					
9/15/2016			1.04				
9/16/2016				1.04		0.915	
9/19/2016					1.58		0.826
11/2/2016	4.53		0.496				0.791
11/3/2016				0.314	0.342	0.928	
11/4/2016		0.434					
1/10/2017			0.376 (U)				
1/11/2017				0.34 (U)	0.365 (U)	0.502 (U)	
1/12/2017	4.43	0.202					
1/13/2017							0.296
3/1/2017					0.395	0.202	
3/2/2017				0.746			
3/6/2017							0.518
3/7/2017	4.8	0.0674					
3/8/2017			0.0745				
4/26/2017			0.282		0.507	0.264	0.282
5/1/2017	4.16						
5/2/2017		0.444		0.111			
6/27/2017	2.8	0.77 (U)					
6/28/2017					0.892	0.636 (U)	
6/29/2017				0.576 (U)			1.12
6/30/2017			0.994				
3/27/2018			0.189				
3/28/2018				0.438	0.92	0.56	
3/29/2018	3.42	0.648					1.73
6/6/2018	3.99						0.694 (U)
6/7/2018		0.745 (U)			0.668 (U)		
6/8/2018			0.218 (U)				
6/11/2018				0.901 (U)		0.649 (U)	
9/25/2018				0.68 (U)	0.141 (U)	0.574 (U)	0.772 (U)
9/26/2018	2.73	0.377 (U)					
10/1/2018			1.24				
2/26/2019			0.202 (U)				
3/4/2019	4.43	1 (U)					
3/5/2019				0.272 (U)		0.474 (U)	0.84 (U)
3/6/2019					0.714 (U)		
3/29/2019			0 (U)				
4/2/2019				0.847 (U)			
4/3/2019	4.79	0.43 (U)			0.385 (U)	0.429 (U)	1.01
9/24/2019	4.06	0.699 (U)					
9/25/2019			0.707 (U)	0.412 (U)			1.18 (U)
9/26/2019					0.386 (U)	0.222 (U)	
2/11/2020				0.461 (U)	1.48	0.597 (U)	
2/12/2020	4.02	0.913 (U)	1.07 (U)				1.11 (U)
3/18/2020			0.207 (U)				
3/24/2020	3.52	1.37		0.534 (U)	0.632 (U)	0.262 (U)	1.88

Time Series

Constituent: Combined Radium 226 + 228 (pCi/L) Analysis Run 5/13/2026 1:19 PM

Plant Yates Client: Southern Company Data: Yates AP-2

	YGWA-5D (bg)	YGWA-5I (bg)	YGWA-14S (bg)	YGWA-17S (bg)	YGWA-18I (bg)	YGWA-18S (bg)	YGWA-20S (bg)
9/22/2020	2.98	0.428 (U)					
9/23/2020				0.466 (U)	0.887 (U)	0.43 (U)	
9/24/2020							0.611 (U)
9/25/2020			0.603 (U)				
2/8/2021	2.89	0.613 (U)					
2/9/2021				0.529 (U)	0.314 (U)	0.259 (U)	0.284 (U)
2/10/2021			0.353 (U)				
3/2/2021	1.67	0.579 (U)	0.71 (U)				
3/3/2021				0.59 (U)	0.565 (U)	0.352 (U)	0.133 (U)
8/19/2021			0.786 (U)				
8/26/2021	4.68	0.798 (U)				0.686 (U)	
8/27/2021				0.9 (U)	0.761 (U)		0.779 (U)
2/9/2022				0.133 (U)	0.571 (U)	0.0618 (U)	0.504 (U)
2/10/2022	3.33	0.375 (U)	0 (U)				
8/30/2022	5.34	0.72 (U)		1.08	1.01	0.611 (U)	
8/31/2022			0.421 (U)				0.184 (U)
2/7/2023	3.99			0.367 (U)	0.485 (U)	0.656 (U)	0.794 (U)
2/8/2023			0.83 (U)				
2/9/2023		0.0815 (U)					
8/15/2023	3.44	0.846 (U)	0.652 (U)	0.0388 (U)	0.655 (U)	0.347 (U)	0.165 (U)
2/20/2024	2.8	0.63 (U)		0.0387 (U)	0.068 (U)		0.165 (U)
2/23/2024			0.736 (U)			0.318 (U)	
8/20/2024	3.02	0.695 (U)	0.667 (U)	0.554 (U)	0.223 (U)		0.371 (U)
8/21/2024						0.684 (U)	
2/25/2025	3.65	0.767 (U)	0.376 (U)	0.0768 (U)	0.391 (U)	0.359 (U)	1.2 (U)
8/12/2025	3.43	0.222 (U)	0.548 (U)	0.446 (U)	0.881 (U)	0.521 (U)	0.754 (U)
2/17/2026	2.72	0.785 (U)	1.04 (U)	0.875 (U)	0.0803 (U)	0.873 (U)	0.923 (U)

Time Series

Constituent: Combined Radium 226 + 228 (pCi/L) Analysis Run 5/13/2026 1:19 PM

Plant Yates Client: Southern Company Data: Yates AP-2

	YGWA-21I (bg)	YGWA-30I (bg)	YGWA-39 (bg)	YGWA-40 (bg)	YGWA-47 (bg)	YGWC-26I	YGWC-26S
6/2/2016		0.0652 (U)					
6/7/2016	0.347						
6/8/2016						6.68 (o)	0.677
7/25/2016		3.01					
7/28/2016	0.815						
8/1/2016						0.606	0.457
8/30/2016					1.09		
9/19/2016	0.862	0.871 (U)					
9/20/2016						0.565	0.555
11/1/2016		0.307					
11/3/2016	0.797						
11/7/2016						0.773	0.647
12/15/2016					1		
1/13/2017	0.72						
1/16/2017		0.284					
1/18/2017						0.263 (U)	0.6 (U)
2/21/2017		0.503				1.06	1.11
2/24/2017					0.504		
3/6/2017	0.518						
4/26/2017	1.13	0.204					
5/3/2017							0.654
5/8/2017					0.455	0.291	
6/29/2017	0.841 (U)						
6/30/2017		0.738 (U)					
7/10/2017						0.912	0.649 (U)
7/11/2017					0.471 (U)		
10/10/2017					0.649 (U)		
10/11/2017			0.586 (U)				
10/12/2017				1.49			
11/20/2017			0.816 (U)	0.918 (U)			
1/10/2018				1.05			
1/11/2018			0.841 (U)				
2/19/2018				2.05			
2/20/2018			1.58				
3/27/2018		0.31					
3/29/2018	1.91						
3/30/2018						0.23	0.501
4/2/2018					0.512		
4/3/2018			0.385 (U)	0.68 (U)			
6/5/2018	1.39						
6/11/2018		0.608 (U)					
6/13/2018						0.427 (U)	1.09 (U)
6/28/2018			0.283 (U)	1.28			
8/7/2018			0.332 (U)	1.16			
9/19/2018					0.789 (U)		
9/24/2018			0.767 (U)	0.965			
9/25/2018	1.62						
10/2/2018		0.97 (U)				1.41 (U)	0.747 (U)
2/26/2019		0.524 (U)					
2/27/2019						0.614 (U)	1.27
3/5/2019	0.985 (U)						
4/1/2019		1.02 (U)					

Time Series

Constituent: Combined Radium 226 + 228 (pCi/L) Analysis Run 5/13/2026 1:19 PM

Plant Yates Client: Southern Company Data: Yates AP-2

	YGWA-21I (bg)	YGWA-30I (bg)	YGWA-39 (bg)	YGWA-40 (bg)	YGWA-47 (bg)	YGWC-26I	YGWC-26S
4/2/2019	1.42					0.84 (U)	0.708 (U)
8/20/2019					2.44		
8/21/2019			1.01 (U)	1.24			
9/24/2019	1.35						
9/25/2019		1.02 (U)				1.01 (U)	1.18 (U)
10/8/2019					1.72		
10/9/2019			1.02	0.866 (U)			
2/12/2020	1.61	0.301 (U)	0.45 (U)	1.83			
2/13/2020						1.86	0.178 (U)
3/17/2020					1.22 (U)		
3/19/2020		1					0.796 (U)
3/20/2020						2.03	
3/24/2020	1.24 (U)			1.27 (U)			
3/25/2020			0.377 (U)				
8/27/2020					1.26 (U)		
9/22/2020					1.06 (U)		
9/24/2020	1.8	0.684 (U)	0.568 (U)	0.634 (U)		1.47	1.14
2/9/2021	1.24						
2/10/2021			0.518 (U)	0.783 (U)		0.513 (U)	0.41 (U)
2/11/2021		0.678 (U)					
3/1/2021		0.412 (U)			1.2		
3/2/2021							0.394 (U)
3/3/2021						0.419 (U)	
3/4/2021	1.2		0.636 (U)	0.818 (U)			
8/19/2021		0.234 (U)			1.07 (U)		0.531 (U)
8/20/2021						0.596 (U)	
8/26/2021			0.674 (U)				
9/1/2021	1.86						
9/3/2021				0.971 (U)			
2/8/2022			0.834	0.534 (U)	0.4 (U)		
2/9/2022	1.94						
2/10/2022		0.268 (U)				0.149 (U)	0.431 (U)
8/30/2022	1.27						
8/31/2022		0.506 (U)	0.937	0.513 (U)	0.714 (U)	0.179 (U)	0.602 (U)
2/7/2023	1.53		1.41				
2/8/2023		0.417 (U)		1.56	0.375 (U)		
2/9/2023						1.05 (U)	0.46 (U)
8/15/2023	1.68		0.608 (U)	0.325 (U)	0.947 (U)		
8/16/2023		0.895 (U)					
8/17/2023						0.635 (U)	0.734 (U)
2/20/2024	1.19	0.375 (U)	0.701 (U)	0.437 (U)	0.939 (U)		
2/22/2024						0.745 (U)	0.303 (U)
8/20/2024	0.545 (U)	0.748 (U)			0.873 (U)		
8/21/2024			1.52	0.265 (U)		0.442 (U)	0.78 (U)
2/25/2025	1.14 (U)	0.385 (U)	0.895 (U)	0.685 (U)	1.1 (U)		
2/27/2025						0.179 (U)	0.425 (U)
8/12/2025	1.72	0.125 (U)	1.33 (U)	0.483 (U)	1.28 (U)		
8/14/2025						0.373 (U)	0.129 (U)
2/17/2026	0.854 (U)	1.14 (U)	0.767 (U)	0.243 (U)	1.15 (U)		
2/18/2026						0.788 (U)	0.729 (U)

Time Series

Constituent: Combined Radium 226 + 228 (pCi/L) Analysis Run 5/13/2026 1:19 PM

Plant Yates Client: Southern Company Data: Yates AP-2

	YGWC-27I	YGWC-27S	YGWC-28I	YGWC-28S	YGWC-29IB
6/8/2016	1.81	0.257 (U)			
6/9/2016			0.194 (U)	0.715	0.523
8/1/2016	3.79	0.453			
8/2/2016			0.331	0.526	1.25
9/20/2016	3.12	1.27			
9/21/2016			0.335	0.176	1.21
11/7/2016	2.66	0.877		0.609	1.16
11/8/2016			0.245		
1/18/2017	3.44		0.261 (U)	0.0752 (U)	
1/19/2017		0.764 (U)			0.933 (U)
2/21/2017				0.404	
2/22/2017		1.26	0.516		1.45
2/23/2017	4.73				
5/5/2017			0.713	0.868	
5/8/2017	3.87	0.789			0.21
6/30/2017	2.85	0.592 (U)			
7/5/2017			0.292 (U)		0.62 (U)
7/7/2017				1.29	
3/29/2018	1.41	0.916			1.37
3/30/2018			0.948	0.195	
6/11/2018					1.27 (U)
6/12/2018		0.666 (U)	0.869 (U)	1.02 (U)	
6/13/2018	3.69				
10/2/2018	4.5	0.774 (U)			0.442 (U)
10/3/2018			0.864 (U)	0.713 (U)	
2/27/2019	4.69	1.19	0.947 (U)	0.543 (U)	0.902 (U)
4/1/2019	5	0.777 (U)	0.162 (U)		0.584 (U)
4/2/2019				0.521 (U)	
9/25/2019					1.03 (U)
9/26/2019	3.37	1.01 (U)	1.06 (U)	1.16	
2/13/2020	4.48	0.961 (U)	1.12 (U)	1.04	0.806 (U)
3/19/2020			0.913 (U)	1.01 (U)	
3/20/2020	4.13	1.5			1.42
9/24/2020	3.42	1.49	0.47	1.25	1.44
2/10/2021	2.47	0.663 (U)			
2/11/2021			1.07		
2/12/2021				0.419 (U)	0.826
3/3/2021	1.39	0.327 (U)	0.261 (U)	1.04	0.955
8/20/2021	1.36	0.542 (U)	0.656 (U)	1.34	0.314 (U)
2/8/2022		0.781 (U)	1.07 (U)	0.964	0.104 (U)
2/10/2022	1.23				
9/1/2022	2.93	0.147 (U)	0.602 (U)	0.127 (U)	0.445 (U)
2/8/2023					0.963 (U)
2/9/2023	2.56	0.348 (U)	0.164 (U)	0.733 (U)	
8/2/2023					1.23
8/16/2023			0.62 (U)	0.837 (U)	
8/17/2023	3.48	0.509 (U)			
2/21/2024	3.26	0.669 (U)	0.447 (U)	0.781 (U)	
2/22/2024					0.871 (U)
8/21/2024	2.97				
8/22/2024		0.428 (U)	0.762 (U)	0.58 (U)	0.459 (U)
2/26/2025	2.96		0.755 (U)	1.16 (U)	1.3 (U)

Time Series

Constituent: Combined Radium 226 + 228 (pCi/L) Analysis Run 5/13/2026 1:19 PM

Plant Yates Client: Southern Company Data: Yates AP-2

	YGWC-27I	YGWC-27S	YGWC-28I	YGWC-28S	YGWC-29IB
2/27/2025		0.614 (U)			
8/13/2025				0.362 (U)	0.226 (U)
8/14/2025	3.14	0.476 (U)	0.377 (U)		
2/18/2026	1.68	0.26 (U)			0.363 (U)
2/19/2026			0.42 (U)	0.945 (U)	

Time Series

Constituent: Fluoride (mg/L) Analysis Run 5/13/2026 1:19 PM

Plant Yates Client: Southern Company Data: Yates AP-2

	GWA-2 (bg)	YGWA-1D (bg)	YGWA-1I (bg)	YGWA-2I (bg)	YGWA-3D (bg)	YGWA-3I (bg)	YGWA-4I (bg)
6/1/2016		0.12 (J)	<0.1			0.15 (J)	
6/2/2016					0.62		<0.1
7/25/2016			0.06 (J)			0.14 (J)	
7/26/2016		0.08 (J)			0.49		<0.1
8/31/2016	0.14 (J)						
9/13/2016		0.11 (J)	<0.1				
9/14/2016				0.08 (J)		0.18 (J)	<0.1
9/15/2016					0.54		
11/1/2016		0.1 (J)			0.68	0.15 (J)	
11/2/2016							0.07 (J)
11/4/2016			0.07 (J)	0.12 (J)			
11/28/2016	0.12 (J)						
12/15/2016				0.06 (J)			
1/11/2017		0.05 (J)			0.49	0.09 (J)	
1/13/2017							<0.1
1/16/2017			0.03 (J)	0.1 (J)			
2/22/2017	0.09 (J)						
3/1/2017						0.2 (J)	
3/2/2017		0.09 (J)	0.06 (J)		0.48		
3/3/2017				0.11 (J)			
3/6/2017							0.05 (J)
4/26/2017					0.48	0.08 (J)	
4/27/2017		0.04 (J)	0.01 (J)				
4/28/2017				0.06 (J)			
5/1/2017							<0.1
5/8/2017	0.05 (J)						
5/26/2017				0.09 (J)			
6/27/2017		0.06 (J)	0.06 (J)				
6/28/2017				0.11 (J)	0.47	0.12 (J)	
6/29/2017							0.02 (J)
7/17/2017	0.14 (J)						
10/3/2017		0.07 (J)	<0.1	0.12 (J)			
10/4/2017					0.47	0.1 (J)	
10/5/2017							<0.1
10/16/2017	0.12 (J)						
2/19/2018	<0.3						
3/27/2018			<0.1				
3/28/2018				0.31	0.56	<0.1	
3/29/2018		<0.3					<0.1
6/5/2018		0.055 (J)					
6/6/2018			<0.1				
6/7/2018				0.11 (J)	0.48		<0.1
6/8/2018						0.2 (J)	
8/6/2018	0.087 (J)						
9/26/2018							<0.1
10/1/2018		<0.3	<0.1	<0.3	0.44	<0.1	
2/25/2019	0.14 (J)						
2/27/2019		0.052 (J)	<0.1	0.12 (J)	0.53	0.13 (J)	
3/4/2019							<0.1
3/28/2019		0.036 (J)	<0.1				
3/29/2019				0.13 (J)			
4/1/2019					0.45	0.1 (J)	

ND substitution: RL or RL/2 if <15% NDs.

Time Series

Constituent: Fluoride (mg/L) Analysis Run 5/13/2026 1:19 PM

Plant Yates Client: Southern Company Data: Yates AP-2

	GWA-2 (bg)	YGWA-1D (bg)	YGWA-1I (bg)	YGWA-2I (bg)	YGWA-3D (bg)	YGWA-3I (bg)	YGWA-4I (bg)
4/3/2019							<0.1
6/12/2019	0.12 (J)						
8/19/2019	<0.3						
9/24/2019		0.063 (J)	<0.1	0.081 (J)			
9/25/2019					0.46	0.1 (J)	<0.1
10/8/2019	0.052 (J)						
2/10/2020		0.061 (J)	<0.1				
2/11/2020				0.075 (J)		0.094 (J)	
2/12/2020					0.4		<0.1
3/17/2020	0.053 (J)						
3/18/2020			<0.1				
3/19/2020		0.064 (J)		0.093 (J)	0.51	0.11 (J)	
3/25/2020							<0.1
8/26/2020	0.068 (J)						
9/22/2020	0.058 (J)						<0.1
9/23/2020		0.058 (J)	<0.1	0.08 (J)	0.47	0.098 (J)	
2/9/2021							<0.1
2/10/2021				0.094 (J)	0.43	<0.1	
2/12/2021		0.068 (J)	<0.1				
3/2/2021	0.073 (J)						
3/3/2021		0.078 (J)	<0.1	0.085 (J)	0.44	0.1	<0.1
8/19/2021		0.074 (J)	<0.1		0.47		
8/20/2021	0.06 (J)						
8/26/2021							<0.1
8/27/2021				0.12		0.12	
2/8/2022	0.064 (J)						
2/9/2022		0.057 (J)	<0.1	0.094 (J)	0.43	0.097 (J)	
2/11/2022							<0.1
8/30/2022	0.086 (J)	0.093 (J)		0.12			
8/31/2022			0.065 (J)		0.42	0.13	0.061 (J)
2/7/2023	0.095 (J)	0.093 (J)	0.071 (J)	0.12			
2/8/2023					0.56	0.16	
2/9/2023							0.067 (J)
8/15/2023	0.065 (J)	0.057 (J)	<0.1	0.081 (J)	0.42		<0.1
8/16/2023						0.11	
2/20/2024	0.094 (J)	0.086 (J)	<0.1	0.1	0.45	0.12	0.059 (J)
8/20/2024		0.066 (J)	<0.1	0.085 (J)	0.45	0.12	<0.1
2/25/2025		0.094 (J)	0.06 (J)	0.12	0.45	0.14	0.061 (J)
8/12/2025		0.061 (J)	<0.1	0.086 (J)	0.42	0.094 (J)	<0.1
2/17/2026		0.061 (J)	<0.1	0.084 (J)	0.43	0.092 (J)	0.068 (J)

ND substitution: RL or RL/2 if <15% NDs.

Time Series

Constituent: Fluoride (mg/L) Analysis Run 5/13/2026 1:19 PM

Plant Yates Client: Southern Company Data: Yates AP-2

	YGWA-5D (bg)	YGWA-5I (bg)	YGWA-14S (bg)	YGWA-17S (bg)	YGWA-18I (bg)	YGWA-18S (bg)	YGWA-20S (bg)
6/2/2016	0.11 (J)	<0.1	<0.1				
6/6/2016					<0.1	<0.1	
6/7/2016				<0.1			<0.1
7/26/2016	0.05 (J)	<0.1	0.02 (J)				
7/27/2016				<0.1	<0.1	<0.1	<0.1
9/14/2016	0.04 (J)	<0.1					
9/15/2016			<0.1				
9/16/2016				<0.1		<0.1	
9/19/2016					<0.1		<0.1
11/2/2016	0.2 (J)		0.04 (J)				<0.1
11/3/2016				<0.1	<0.1	<0.1	
11/4/2016		<0.1					
1/10/2017			<0.1				
1/11/2017				<0.1	<0.1	<0.1	
1/12/2017	0.04 (J)	<0.1					
1/13/2017							<0.1
3/1/2017					0.03 (J)	0.03 (J)	
3/2/2017				0.04 (J)			
3/6/2017							0.04 (J)
3/7/2017	0.09 (J)	0.03 (J)					
3/8/2017			0.04 (J)				
4/26/2017			<0.1		<0.1	<0.1	<0.1
5/1/2017	0.04 (J)						
5/2/2017		<0.1		<0.1			
6/27/2017	0.09 (J)	<0.1					
6/28/2017					<0.1	<0.1	
6/29/2017				0.02 (J)			0.03 (J)
6/30/2017			<0.1				
10/3/2017	0.05 (J)	<0.1					
10/4/2017				<0.1		<0.1	<0.1
10/5/2017			<0.1		<0.1		
3/27/2018			<0.1				
3/28/2018				<0.1	<0.1	<0.1	
3/29/2018	<0.1	<0.1					<0.1
6/6/2018	0.15 (J)						<0.1
6/7/2018		<0.1			<0.1		
6/8/2018			<0.1				
6/11/2018				<0.1		<0.1	
9/25/2018				<0.1	<0.1	<0.1	<0.1
9/26/2018	<0.1	<0.1					
10/1/2018			<0.1				
2/26/2019			<0.1				
3/4/2019	0.19 (J)	<0.1					
3/5/2019				<0.1		<0.1	<0.1
3/6/2019					<0.1		
3/29/2019			<0.1				
4/2/2019				<0.1			
4/3/2019	0.047 (J)	<0.1			<0.1	<0.1	<0.1
9/24/2019	0.05 (J)	<0.1					
9/25/2019			<0.1	<0.1			<0.1
9/26/2019					<0.1	<0.1	
10/10/2019	0.16 (J)	1.1		<0.1			0.099 (J)

ND substitution: RL or RL/2 if <15% NDs.

Time Series

Constituent: Fluoride (mg/L) Analysis Run 5/13/2026 1:19 PM

Plant Yates Client: Southern Company Data: Yates AP-2

	YGWA-5D (bg)	YGWA-5I (bg)	YGWA-14S (bg)	YGWA-17S (bg)	YGWA-18I (bg)	YGWA-18S (bg)	YGWA-20S (bg)
2/11/2020				<0.1	<0.1	<0.1	
2/12/2020	<0.1	<0.1	<0.1				<0.1
3/18/2020			<0.1				
3/24/2020	<0.1	<0.1		<0.1	<0.1	<0.1	<0.1
9/22/2020	0.056 (J)	<0.1					
9/23/2020				<0.1	<0.1	<0.1	
9/24/2020							<0.1
9/25/2020			<0.1				
2/8/2021	0.055 (J)	<0.1					
2/9/2021				<0.1	<0.1	<0.1	<0.1
2/10/2021			<0.1				
3/2/2021	<0.1	<0.1	<0.1				
3/3/2021				<0.1	<0.1	<0.1	<0.1
8/19/2021			<0.1				
8/26/2021	0.061 (J)	<0.1				<0.1	
8/27/2021				<0.1	<0.1		<0.1
2/9/2022				<0.1	<0.1	<0.1	<0.1
2/10/2022	0.055 (J)	<0.1	<0.1				
8/30/2022	0.085 (J)	<0.1		<0.1	<0.1	<0.1	
8/31/2022			0.053 (J)				<0.1
2/7/2023	0.082 (J)			<0.1	<0.1	<0.1	<0.1
2/8/2023			0.059 (J)				
2/9/2023		<0.1					
8/15/2023	<0.1	<0.1	<0.1	<0.1	<0.1	<0.1	<0.1
2/20/2024	0.076 (J)	<0.1		<0.1	<0.1		<0.1
2/23/2024			<0.1			<0.1	
8/20/2024	0.058 (J)	<0.1	<0.1	<0.1	<0.1		<0.1
8/21/2024						0.051 (J)	
2/25/2025	0.082 (J)	<0.1	0.052 (J)	<0.1	<0.1	<0.1	<0.1
8/12/2025	0.05 (J)	<0.1	<0.1	<0.1	<0.1	<0.1	<0.1
2/17/2026	0.054 (J)	<0.1	0.055 (J)	<0.1	<0.1	<0.1	<0.1

ND substitution: RL or RL/2 if <15% NDs.

Time Series

Constituent: Fluoride (mg/L) Analysis Run 5/13/2026 1:19 PM

Plant Yates Client: Southern Company Data: Yates AP-2

	YGWA-21I (bg)	YGWA-30I (bg)	YGWA-39 (bg)	YGWA-40 (bg)	YGWA-47 (bg)	YGWC-26I	YGWC-26S
6/2/2016		<0.1					
6/7/2016	<0.3						
6/8/2016						0.094 (J)	<0.1
7/25/2016		0.06 (J)					
7/28/2016	0.02 (J)						
8/1/2016						0.08 (J)	0.24 (J)
8/30/2016					0.09 (J)		
9/19/2016	0.02 (J)	<0.1					
9/20/2016						0.05 (J)	0.03 (J)
11/1/2016		0.07 (J)					
11/3/2016	0.07 (J)						
11/7/2016						0.12 (J)	0.44
11/14/2016					0.18 (J)		
1/13/2017	<0.3						
1/16/2017		<0.1					
1/18/2017						0.11 (J)	0.07 (J)
2/21/2017		0.05 (J)				0.1 (J)	0.11 (J)
2/24/2017					0.05 (J)		
3/6/2017	0.09 (J)						
4/26/2017	0.04 (J)	<0.1					
5/3/2017							0.16 (J)
5/8/2017					0.03 (J)	0.08 (J)	
6/29/2017	0.05 (J)						
6/30/2017		0.01 (J)					
7/10/2017						0.04 (J)	0.04 (J)
7/11/2017					0.07 (J)		
10/3/2017	0.08 (J)						
10/4/2017		<0.1					
10/10/2017					<0.1	<0.1	<0.1
10/11/2017			<0.1				
10/12/2017				<0.1			
11/20/2017			<0.1	<0.1			
1/10/2018				<0.1			
1/11/2018			<0.1				
2/19/2018				<0.1			
2/20/2018			<0.1				
3/27/2018		<0.1					
3/29/2018	<0.3						
3/30/2018						<0.1	0.35
4/2/2018					<0.1		
4/3/2018			<0.1	<0.1			
6/5/2018	0.13 (J)						
6/11/2018		<0.1					
6/13/2018						0.088 (J)	0.044 (J)
6/28/2018			<0.1	<0.1			
8/7/2018			0.048 (J)	<0.1			
9/19/2018					<0.1		
9/24/2018			<0.1	<0.1			
9/25/2018	0.029 (J)						
10/2/2018		<0.1				<0.1	<0.1
2/26/2019		<0.1					
2/27/2019						<0.1	<0.1

ND substitution: RL or RL/2 if <15% NDs.

Time Series

Constituent: Fluoride (mg/L) Analysis Run 5/13/2026 1:19 PM

Plant Yates Client: Southern Company Data: Yates AP-2

	YGWA-21I (bg)	YGWA-30I (bg)	YGWA-39 (bg)	YGWA-40 (bg)	YGWA-47 (bg)	YGWC-26I	YGWC-26S
3/5/2019	0.32						
3/26/2019				<0.1			
3/27/2019			<0.1		0.081 (J)		
4/1/2019		<0.1					
4/2/2019	0.12 (J)					0.071 (J)	<0.1
8/20/2019					<0.1		
8/21/2019			<0.1	<0.1			
9/24/2019	0.15 (J)						
9/25/2019		<0.1				0.064 (J)	<0.1
10/8/2019					0.034 (J)		
10/9/2019			<0.1	<0.1			
10/10/2019	0.11 (J)						
2/12/2020	0.1 (J)	<0.1	<0.1	<0.1			
2/13/2020						<0.1	<0.1
3/17/2020					<0.1		
3/19/2020		<0.1					<0.1
3/20/2020						0.06 (J)	
3/24/2020	0.081 (J)			<0.1			
3/25/2020			<0.1				
8/27/2020					<0.1		
9/22/2020					<0.1		
9/24/2020	0.079 (J)	<0.1	<0.1	<0.1		0.053 (J)	<0.1
2/9/2021	0.092 (J)						
2/10/2021			<0.1	<0.1		0.05 (J)	<0.1
2/11/2021		<0.1					
3/1/2021		<0.1			<0.1		
3/2/2021							<0.1
3/3/2021						0.05 (J)	
3/4/2021	0.091 (J)		<0.1	<0.1			
8/19/2021		<0.1			<0.1		<0.1
8/20/2021						<0.1	
8/26/2021			0.063 (J)				
9/1/2021	0.11						
9/3/2021				<0.1			
2/8/2022			0.052 (J)	<0.1	<0.1		
2/9/2022	0.1						
2/10/2022						<0.1	<0.1
2/11/2022		<0.1					
8/30/2022	0.1						
8/31/2022		0.06 (J)	0.065 (J)	0.05 (J)	0.065 (J)	0.082 (J)	0.076 (J)
2/7/2023	0.1		0.076 (J)				
2/8/2023		0.064 (J)		<0.1	0.077 (J)		
2/9/2023						0.088 (J)	0.07 (J)
8/15/2023	0.061 (J)		<0.1	<0.1	<0.1		
8/16/2023		<0.1					
8/17/2023						0.073 (J)	0.06 (J)
2/20/2024	0.083 (J)	0.051 (J)	0.063 (J)	<0.1	0.073 (J)		
2/22/2024						0.057 (J)	<0.1
8/20/2024	0.062 (J)	<0.1			<0.1		
8/21/2024			0.083 (J)	0.06 (J)		0.098 (J)	<0.1
2/25/2025	0.088 (J)	0.062 (J)	0.078 (J)	0.053 (J)	0.069 (J)		
2/27/2025						0.087 (J)	0.069 (J)

ND substitution: RL or RL/2 if <15% NDs.

Time Series

Constituent: Fluoride (mg/L) Analysis Run 5/13/2026 1:19 PM

Plant Yates Client: Southern Company Data: Yates AP-2

	YGWA-21I (bg)	YGWA-30I (bg)	YGWA-39 (bg)	YGWA-40 (bg)	YGWA-47 (bg)	YGWC-26I	YGWC-26S
8/12/2025	0.059 (J)	<0.1	<0.1	<0.1	<0.1		
8/14/2025						0.081 (J)	0.06 (J)
2/17/2026	0.096 (J)	0.059 (J)	<0.1	<0.1	0.07 (J)		
2/18/2026						0.082 (J)	0.059 (J)

ND substitution: RL or RL/2 if <15% NDs.

Time Series

Constituent: Fluoride (mg/L) Analysis Run 5/13/2026 1:19 PM

Plant Yates Client: Southern Company Data: Yates AP-2

	YGWC-27I	YGWC-27S	YGWC-28I	YGWC-28S	YGWC-29IB
6/8/2016	0.086 (J)	0.12 (J)			
6/9/2016			0.098 (J)	0.16 (J)	0.085 (J)
8/1/2016	0.14 (J)	0.22 (J)			
8/2/2016			0.38	0.5	0.09 (J)
9/20/2016	<0.3	0.32			
9/21/2016			0.08 (J)	0.25 (J)	0.09 (J)
11/7/2016	0.12 (J)	0.2 (J)		0.27 (J)	0.11 (J)
11/8/2016			0.24 (J)		
1/18/2017	0.08 (J)		0.12 (J)	0.34	
1/19/2017		0.25 (J)			0.06 (J)
2/21/2017				0.27 (J)	
2/22/2017		0.21 (J)	0.15 (J)		0.09 (J)
2/23/2017	0.08 (J)				
5/5/2017			0.08 (J)	0.2 (J)	
5/8/2017	0.07 (J)	0.19 (J)			0.06 (J)
6/30/2017	0.03 (J)	0.2 (J)			
7/5/2017			0.11 (J)		0.08 (J)
7/7/2017				0.18 (J)	
10/5/2017			0.08 (J)		0.09 (J)
10/6/2017		0.15 (J)			
10/9/2017	0.07 (J)			0.25 (J)	
3/29/2018	<0.3	0.49			<0.3
3/30/2018			<0.3	<0.3	
6/11/2018					<0.3
6/12/2018		0.037 (J)	<0.3	0.13 (J)	
6/13/2018	<0.3				
10/2/2018	<0.3	<0.1			<0.3
10/3/2018			<0.3	0.31	
2/27/2019	<0.3	0.14 (J)	0.14 (J)	0.22 (J)	0.15 (J)
4/1/2019	0.034 (J)	0.088 (J)	0.078 (J)		0.059 (J)
4/2/2019				0.14 (J)	
9/25/2019					0.054 (J)
9/26/2019	0.14 (J)	0.22 (J)	0.29 (J)	0.28 (J)	
2/13/2020	<0.3	0.11 (J)	0.14 (J)	0.18 (J)	0.053 (J)
3/19/2020			0.07 (J)	0.16 (J)	
3/20/2020	<0.3	0.097 (J)			0.057 (J)
9/24/2020	0.059 (J)	0.092 (J)	0.073 (J)	0.16	0.06 (J)
2/10/2021	0.055 (J)	0.084 (J)			
2/11/2021			0.066 (J)		
2/12/2021				0.069 (J)	0.17
3/3/2021	0.058 (J)	<0.1	0.072 (J)	0.13	0.056 (J)
8/20/2021	0.091 (J)	0.11	0.11	0.2	0.069 (J)
2/8/2022		0.087 (J)	0.063 (J)	0.14	0.053 (J)
2/10/2022	0.059 (J)				
9/1/2022	0.1	0.12	0.11	0.16	0.091 (J)
2/8/2023					0.092 (J)
2/9/2023	0.1	0.12	0.14	0.18	
8/2/2023					0.054 (J)
8/16/2023			0.078 (J)	0.18	
8/17/2023	0.081 (J)	0.098 (J)			
2/21/2024	0.082 (J)	0.11	0.096 (J)	0.15	
2/22/2024					0.075 (J)

ND substitution: RL or RL/2 if <15% NDs.

Time Series

Constituent: Fluoride (mg/L) Analysis Run 5/13/2026 1:19 PM

Plant Yates Client: Southern Company Data: Yates AP-2

	YGWC-27I	YGWC-27S	YGWC-28I	YGWC-28S	YGWC-29IB
8/21/2024	0.12				
8/22/2024		0.075 (J)	0.08 (J)	0.14	0.071 (J)
2/26/2025	0.059 (J)		0.067 (J)	0.13	0.059 (J)
2/27/2025		0.12			
8/13/2025				0.16	0.097 (J)
8/14/2025	0.089 (J)	0.099 (J)	0.098 (J)		
2/18/2026	0.096 (J)	0.12			0.099 (J)
2/19/2026			0.12	0.18	

Time Series

Constituent: Lead (mg/L) Analysis Run 5/13/2026 1:19 PM

Plant Yates Client: Southern Company Data: Yates AP-2

	GWA-2 (bg)	YGWA-1D (bg)	YGWA-1I (bg)	YGWA-2I (bg)	YGWA-3D (bg)	YGWA-3I (bg)	YGWA-4I (bg)
5/1/2007	<0.001						
9/12/2007	<0.001						
3/20/2008	<0.001						
8/27/2008	<0.001						
3/3/2009	<0.001						
11/18/2009	<0.001						
3/3/2010	<0.001						
9/8/2010	<0.001						
3/10/2011	<0.001						
9/8/2011	<0.001						
3/5/2012	<0.001						
9/10/2012	<0.001						
2/6/2013	<0.001						
8/12/2013	<0.001						
2/5/2014	<0.001						
8/5/2014	<0.001						
2/4/2015	<0.001						
8/3/2015	<0.001						
2/16/2016	<0.001						
6/1/2016		0.00056 (J)	<0.001			<0.001	
6/2/2016					0.00056 (J)		<0.001
7/21/2016	<0.001						
7/25/2016			<0.001			<0.001	
7/26/2016		<0.001			0.0001 (J)		<0.001
8/31/2016	<0.001						
9/13/2016		0.0001 (J)	<0.001				
9/14/2016				<0.001		<0.001	<0.001
9/15/2016					0.0002 (J)		
11/1/2016		<0.001			<0.001	<0.001	
11/2/2016							<0.001
11/4/2016			<0.001	<0.001			
11/28/2016	<0.001						
12/15/2016				<0.001			
1/11/2017		<0.001			<0.001	<0.001	
1/13/2017							<0.001
1/16/2017			<0.001	<0.001			
2/22/2017	<0.001						
3/1/2017						<0.001	
3/2/2017		0.0001 (J)	<0.001		0.0002 (J)		
3/3/2017				<0.001			
3/6/2017							<0.001
4/26/2017					<0.001	<0.001	
4/27/2017		<0.001	<0.001				
4/28/2017				<0.001			
5/1/2017							<0.001
5/8/2017	<0.001						
5/26/2017				<0.001			
6/27/2017		<0.001	<0.001				
6/28/2017				<0.001	<0.001	<0.001	
6/29/2017							<0.001
7/17/2017	<0.001						
10/16/2017	<0.001						

ND substitution: RL or RL/2 if <15% NDs.

Time Series

Constituent: Lead (mg/L) Analysis Run 5/13/2026 1:19 PM

Plant Yates Client: Southern Company Data: Yates AP-2

	GWA-2 (bg)	YGWA-1D (bg)	YGWA-1I (bg)	YGWA-2I (bg)	YGWA-3D (bg)	YGWA-3I (bg)	YGWA-4I (bg)
2/19/2018	<0.001						
3/27/2018			<0.001				
3/28/2018				<0.001	<0.001	<0.001	
3/29/2018		<0.001					<0.001
8/6/2018	<0.001						
2/25/2019	<0.001						
2/27/2019		<0.001	<0.001	<0.001	<0.001	<0.001	
3/4/2019							<0.001
4/3/2019							<0.001
6/12/2019	<0.001						
8/19/2019	<0.001						
9/25/2019							<0.001
10/8/2019	<0.001						
2/10/2020		4.9E-05 (J)	<0.001				
2/11/2020				<0.001		<0.001	
2/12/2020					<0.001		<0.001
3/17/2020	<0.001						
3/18/2020			<0.001				
3/19/2020		0.00012 (J)		<0.001	0.00017 (J)	<0.001	
3/25/2020							<0.001
8/26/2020	<0.001						
9/22/2020	0.0001 (J)						<0.001
9/23/2020		<0.001	0.00021 (J)	0.0011 (J)	<0.001	0.00015 (J)	
2/9/2021							<0.001
2/10/2021				0.00015 (J)	<0.001	<0.001	
2/12/2021		4.4E-05 (J)	0.00038 (J)				
3/2/2021	<0.001						
3/3/2021		5.6E-05 (J)	<0.001	<0.001	<0.001	<0.001	<0.001
8/19/2021		<0.001	<0.001		<0.001		
8/20/2021	<0.001						
8/26/2021							<0.001
8/27/2021				<0.001		<0.001	
2/8/2022	<0.001						
2/9/2022		<0.001	<0.001	<0.001	<0.001	<0.001	
2/11/2022							<0.001
8/30/2022	<0.001	<0.001		<0.001			
8/31/2022			<0.001		<0.001	<0.001	<0.001
2/7/2023	<0.001	<0.001	<0.001	<0.001			
2/8/2023					<0.001	<0.001	
2/9/2023							<0.001
8/15/2023	<0.001	<0.001	<0.001	<0.001	<0.001		<0.001
8/16/2023						<0.001	
2/20/2024	<0.001	<0.001	<0.001	<0.001	<0.001	<0.001	<0.001
8/20/2024		<0.001	<0.001	<0.001	<0.001	<0.001	<0.001
2/25/2025		<0.001	<0.001	<0.001	<0.001	<0.001	<0.001
8/12/2025		<0.001	<0.001	<0.001	<0.001	<0.001	<0.001
2/17/2026		<0.001	<0.001	<0.001	<0.001	<0.001	<0.001

ND substitution: RL or RL/2 if <15% NDs.

Time Series

Constituent: Lead (mg/L) Analysis Run 5/13/2026 1:19 PM

Plant Yates Client: Southern Company Data: Yates AP-2

	YGWA-5D (bg)	YGWA-5I (bg)	YGWA-14S (bg)	YGWA-17S (bg)	YGWA-18I (bg)	YGWA-18S (bg)	YGWA-20S (bg)
6/2/2016	<0.001	<0.001	<0.001				
6/6/2016					<0.001	<0.001	
6/7/2016				<0.001			<0.001
7/26/2016	<0.001	<0.001	<0.001				
7/27/2016				<0.001	<0.001	<0.001	<0.001
9/14/2016	<0.001	<0.001					
9/15/2016			<0.001				
9/16/2016				<0.001		<0.001	
9/19/2016					<0.001		<0.001
11/2/2016	<0.001		<0.001				0.0013 (J)
11/3/2016				<0.001	<0.001	<0.001	
11/4/2016		<0.001					
1/10/2017			<0.001				
1/11/2017				<0.001	<0.001	<0.001	
1/12/2017	<0.001	<0.001					
1/13/2017							<0.001
3/1/2017					<0.001	0.0001 (J)	
3/2/2017				8E-05 (J)			
3/6/2017							<0.001
3/7/2017	0.0001 (J)	7E-05 (J)					
3/8/2017			0.0001 (J)				
4/26/2017			<0.001		<0.001	0.0001 (J)	<0.001
5/1/2017	<0.001						
5/2/2017		<0.001		<0.001			
6/27/2017	<0.001	<0.001					
6/28/2017					<0.001	0.0001 (J)	
6/29/2017				8E-05 (J)			<0.001
6/30/2017			<0.001				
3/27/2018			<0.001				
3/28/2018				<0.001	<0.001	<0.001	
3/29/2018	<0.001	<0.001					<0.001
2/26/2019			<0.001				
3/4/2019	<0.001	<0.001					
3/5/2019				<0.001		<0.001	<0.001
3/6/2019					<0.001		
4/2/2019				<0.001			
4/3/2019	<0.001	<0.001			<0.001	<0.001	<0.001
9/24/2019	<0.001	9E-05 (J)					
9/25/2019				<0.001			<0.001
9/26/2019					<0.001	<0.001	
2/11/2020				<0.001	<0.001	<0.001	
2/12/2020	<0.001	<0.001	<0.001				<0.001
3/18/2020			<0.001				
3/24/2020	5.4E-05 (J)	6.8E-05 (J)		6.4E-05 (J)	7.1E-05 (J)	5.4E-05 (J)	0.00011 (J)
9/22/2020	4.5E-05 (J)	4.2E-05 (J)					
9/23/2020				4.1E-05 (J)	6E-05 (J)	9.7E-05 (J)	
9/24/2020							9.2E-05 (J)
9/25/2020			<0.001				
2/8/2021	0.00013 (J)	3.7E-05 (J)					
2/9/2021				<0.001	5E-05 (J)	9.4E-05 (J)	6.3E-05 (J)
2/10/2021			4.8E-05 (J)				
3/2/2021	5.1E-05 (J)	9.2E-05 (J)	<0.001				

ND substitution: RL or RL/2 if <15% NDs.

Time Series

Constituent: Lead (mg/L) Analysis Run 5/13/2026 1:19 PM

Plant Yates Client: Southern Company Data: Yates AP-2

	YGWA-5D (bg)	YGWA-5I (bg)	YGWA-14S (bg)	YGWA-17S (bg)	YGWA-18I (bg)	YGWA-18S (bg)	YGWA-20S (bg)
3/3/2021				<0.001	<0.001	7.6E-05 (J)	4.5E-05 (J)
8/19/2021			<0.001				
8/26/2021	<0.001	<0.001				<0.001	
8/27/2021				<0.001	<0.001		<0.001
2/9/2022				<0.001	<0.001	<0.001	<0.001
2/10/2022	<0.001	<0.001	<0.001				
8/30/2022	<0.001	<0.001		<0.001	<0.001	<0.001	
8/31/2022			<0.001				<0.001
2/7/2023	<0.001			<0.001	<0.001	<0.001	<0.001
2/8/2023			<0.001				
2/9/2023		<0.001					
8/15/2023	<0.001	<0.001	<0.001	<0.001	<0.001	<0.001	<0.001
2/20/2024	<0.001	<0.001		<0.001	<0.001		<0.001
2/23/2024			<0.001			<0.001	
8/20/2024	<0.001	<0.001	<0.001	<0.001	<0.001		<0.001
8/21/2024						<0.001	
2/25/2025	<0.001	<0.001	<0.001	<0.001	<0.001	<0.001	<0.001
8/12/2025	<0.001	<0.001	<0.001	<0.001	<0.001	<0.001	<0.001
2/17/2026	<0.001	<0.001	<0.001	<0.001	<0.001	<0.001	<0.001

ND substitution: RL or RL/2 if <15% NDs.

Time Series

Constituent: Lead (mg/L) Analysis Run 5/13/2026 1:19 PM

Plant Yates Client: Southern Company Data: Yates AP-2

	YGWA-21I (bg)	YGWA-30I (bg)	YGWA-39 (bg)	YGWA-40 (bg)	YGWA-47 (bg)	YGWC-26I	YGWC-26S
6/2/2016		<0.001					
6/7/2016	<0.001						
6/8/2016						<0.001	<0.001
7/25/2016		<0.001					
7/28/2016	<0.001						
8/1/2016						<0.001	<0.001
8/30/2016					<0.001		
9/19/2016	<0.001	<0.001					
9/20/2016						<0.001	<0.001
11/1/2016		<0.001					
11/3/2016	<0.001						
11/7/2016						<0.001	<0.001
11/14/2016					<0.001		
1/13/2017	<0.001						
1/16/2017		<0.001					
1/18/2017						<0.001	<0.001
2/21/2017		<0.001				<0.001	<0.001
2/24/2017					<0.001		
3/6/2017	<0.001						
4/26/2017	<0.001	<0.001					
5/3/2017							0.0001 (J)
5/8/2017					<0.001	<0.001	
6/29/2017	<0.001						
6/30/2017		<0.001					
7/10/2017						<0.001	8E-05 (J)
7/11/2017					<0.001		
10/10/2017					<0.001		
10/11/2017			0.0001 (J)				
10/12/2017				9E-05 (J)			
11/20/2017			<0.001	<0.001			
1/10/2018				<0.001			
1/11/2018			0.0002 (J)				
2/19/2018				<0.001			
2/20/2018			<0.001				
3/27/2018		<0.001					
3/29/2018	<0.001						
3/30/2018						<0.001	<0.001
4/2/2018					<0.001		
4/3/2018			<0.001	<0.001			
6/28/2018			<0.001	<0.001			
8/7/2018			<0.001	<0.001			
9/19/2018					<0.001		
9/24/2018			<0.001	<0.001			
2/26/2019		<0.001					
2/27/2019						<0.001	<0.001
3/5/2019	<0.001						
4/2/2019	<0.001						
8/20/2019					<0.001		
8/21/2019			<0.001	<0.001			
9/24/2019	<0.001						
10/9/2019			<0.001	<0.001			
2/12/2020	<0.001	<0.001	<0.001	<0.001			

ND substitution: RL or RL/2 if <15% NDs.

Time Series

Constituent: Lead (mg/L) Analysis Run 5/13/2026 1:19 PM

Plant Yates Client: Southern Company Data: Yates AP-2

	YGWA-21I (bg)	YGWA-30I (bg)	YGWA-39 (bg)	YGWA-40 (bg)	YGWA-47 (bg)	YGWC-26I	YGWC-26S
2/13/2020						<0.001	<0.001
3/19/2020		<0.001					0.0001 (J)
3/20/2020						5.9E-05 (J)	
3/24/2020	<0.001			<0.001			
3/25/2020			5.1E-05 (J)				
8/27/2020					<0.001		
9/22/2020					<0.001		
9/24/2020	4.6E-05 (J)	<0.001	<0.001	3.8E-05 (J)		<0.001	6.4E-05
2/9/2021	<0.001						
2/10/2021			<0.001	<0.001		5.1E-05 (J)	5E-05 (J)
2/11/2021		4.6E-05 (J)					
3/1/2021		<0.001			<0.001		
3/2/2021							5.6E-05 (J)
3/3/2021						<0.001	
3/4/2021	<0.001		<0.001	<0.001			
8/19/2021		<0.001			<0.001		<0.001
8/20/2021						<0.001	
8/26/2021			<0.001				
9/1/2021	<0.001						
9/3/2021				<0.001			
2/8/2022			<0.001	<0.001	<0.001		
2/9/2022	<0.001						
2/10/2022						<0.001	<0.001
2/11/2022		<0.001					
8/30/2022	<0.001						
8/31/2022		<0.001	<0.001	<0.001	<0.001	<0.001	<0.001
2/7/2023	<0.001		<0.001				
2/8/2023		<0.001		<0.001	<0.001		
2/9/2023						<0.001	<0.001
8/15/2023	<0.001		<0.001	<0.001	<0.001		
8/16/2023		<0.001					
8/17/2023						<0.001	<0.001
2/20/2024	<0.001	<0.001	<0.001	<0.001	<0.001		
2/22/2024						<0.001	<0.001
8/20/2024	<0.001	<0.001			<0.001		
8/21/2024			<0.001	<0.001		<0.001	<0.001
2/25/2025	<0.001	<0.001	<0.001	<0.001	<0.001		
2/27/2025						<0.001	<0.001
8/12/2025	<0.001	<0.001	<0.001	<0.001	<0.001		
8/14/2025						<0.001	<0.001
2/17/2026	<0.001	<0.001	<0.001	<0.001	<0.001		
2/18/2026						<0.001	<0.001

ND substitution: RL or RL/2 if <15% NDs.

Time Series

Constituent: Lead (mg/L) Analysis Run 5/13/2026 1:19 PM

Plant Yates Client: Southern Company Data: Yates AP-2

	YGWC-27I	YGWC-27S	YGWC-28I	YGWC-28S	YGWC-29IB
6/8/2016	<0.001	0.0012 (J)			
6/9/2016			<0.001	<0.001	<0.001
8/1/2016	<0.001	<0.001			
8/2/2016			<0.001	<0.001	<0.001
9/20/2016	<0.001	0.0002 (J)			
9/21/2016			<0.001	<0.001	<0.001
11/7/2016	<0.001	<0.001		<0.001	<0.001
11/8/2016			<0.001		
1/18/2017	<0.001		<0.001	<0.001	
1/19/2017		<0.001			<0.001
2/21/2017				<0.001	
2/22/2017		<0.001	<0.001		<0.001
2/23/2017	<0.001				
5/5/2017			<0.001	9E-05 (J)	
5/8/2017	<0.001	<0.001			<0.001
6/30/2017	<0.001	<0.001			
7/5/2017			<0.001		<0.001
7/7/2017				7E-05 (J)	
3/29/2018	<0.001	<0.001			<0.001
3/30/2018			<0.001	<0.001	
2/27/2019	<0.001	<0.001	<0.001	<0.001	<0.001
2/13/2020	<0.001	6.2E-05 (J)	<0.001	5.4E-05 (J)	<0.001
3/19/2020			<0.001	7.5E-05 (J)	
3/20/2020	<0.001	8.5E-05 (J)			<0.001
9/24/2020	<0.001	0.00037 (J)	<0.001	6.3E-05	9.5E-05
2/10/2021	<0.001	0.00072 (J)			
2/11/2021			<0.001		
2/12/2021				5.2E-05 (J)	6.6E-05 (J)
3/3/2021	<0.001	<0.001	<0.001	<0.001	0.00016 (J)
8/20/2021	<0.001	0.00096 (J)	<0.001	<0.001	<0.001
2/8/2022		<0.001	<0.001	<0.001	<0.001
2/10/2022	<0.001				
9/1/2022	<0.001	<0.001	<0.001	<0.001	<0.001
2/8/2023					<0.001
2/9/2023	<0.001	<0.001	<0.001	<0.001	
8/2/2023					<0.001
8/16/2023			<0.001	<0.001	
8/17/2023	<0.001	<0.001			
2/21/2024	<0.001	<0.001	<0.001	<0.001	
2/22/2024					<0.001
8/21/2024	<0.001				
8/22/2024		<0.001	<0.001	<0.001	<0.001
2/26/2025	<0.001		<0.001	<0.001	<0.001
2/27/2025		<0.001			
8/13/2025				<0.001	<0.001
8/14/2025	<0.001	<0.001	<0.001		
2/18/2026	<0.001	<0.001			<0.001
2/19/2026			<0.001	<0.001	

ND substitution: RL or RL/2 if <15% NDs.

Time Series

Constituent: Lithium (mg/L) Analysis Run 5/13/2026 1:19 PM

Plant Yates Client: Southern Company Data: Yates AP-2

	GWA-2 (bg)	YGWA-1D (bg)	YGWA-1I (bg)	YGWA-2I (bg)	YGWA-3D (bg)	YGWA-3I (bg)	YGWA-4I (bg)
6/1/2016		0.015	<0.03			0.01	
6/2/2016					0.018		0.013
7/25/2016			0.002 (J)			0.0132 (J)	
7/26/2016		0.0135 (J)			0.0221 (J)		0.0123 (J)
8/31/2016	<0.15						
9/13/2016		0.0112 (J)	<0.03				
9/14/2016				0.004 (J)		0.012 (J)	0.0137 (J)
9/15/2016					0.0197 (J)		
11/1/2016		0.0163 (J)			0.0194 (J)	0.0115 (J)	
11/2/2016							0.0136 (J)
11/4/2016			<0.03	<0.03			
11/28/2016	<0.15						
12/15/2016				0.0026 (J)			
1/11/2017		0.0166 (J)			0.0177 (J)	0.0085 (J)	
1/13/2017							0.0121 (J)
1/16/2017			0.0023 (J)	0.0023 (J)			
2/22/2017	<0.15						
3/1/2017						0.0114 (J)	
3/2/2017		0.0159 (J)	0.0025 (J)		0.0185 (J)		
3/3/2017				0.0013 (J)			
3/6/2017							0.0143 (J)
4/26/2017					0.0183 (J)	0.0092 (J)	
4/27/2017		0.0137 (J)	0.0027 (J)				
4/28/2017				0.0031 (J)			
5/1/2017							0.0132 (J)
5/8/2017	0.0014 (J)						
5/26/2017				0.0038 (J)			
6/27/2017		0.0094 (J)	0.0024 (J)				
6/28/2017				0.0026 (J)	0.0173 (J)	0.0085 (J)	
6/29/2017							0.0145 (J)
7/17/2017	<0.15						
10/16/2017	0.0016 (J)						
2/19/2018	<0.15						
3/27/2018			0.0023 (J)				
3/28/2018				0.0025 (J)	0.02 (J)	0.013 (J)	
3/29/2018		0.0078 (J)					0.014 (J)
6/5/2018		0.0079 (J)					
6/6/2018			0.0024 (J)				
6/7/2018				0.0017 (J)	0.02 (J)		0.013 (J)
6/8/2018						0.012 (J)	
8/6/2018	<0.15						
9/26/2018							0.014 (J)
10/1/2018		0.0053 (J)	0.0023 (J)	<0.03	0.02 (J)	0.011 (J)	
2/27/2019		0.0093 (J)	0.0023 (J)	0.0011 (J)	0.021 (J)	0.014 (J)	
3/4/2019							0.015 (J)
3/28/2019		0.013 (J)	0.0022 (J)				
3/29/2019				0.0016 (J)			
4/1/2019					0.021 (J)	0.013 (J)	
4/3/2019							0.014 (J)
8/19/2019	0.0019 (J)						
9/24/2019		0.0046 (J)	0.0023 (J)	0.0011 (J)			
9/25/2019					0.02 (J)	0.01 (J)	0.014 (J)

ND substitution: RL or RL/2 if <15% NDs.

Time Series

Constituent: Lithium (mg/L) Analysis Run 5/13/2026 1:19 PM

Plant Yates Client: Southern Company Data: Yates AP-2

	GWA-2 (bg)	YGWA-1D (bg)	YGWA-1I (bg)	YGWA-2I (bg)	YGWA-3D (bg)	YGWA-3I (bg)	YGWA-4I (bg)
10/8/2019	0.0015 (J)						
2/10/2020		0.011 (J)	0.0023 (J)				
2/11/2020				0.0012 (J)		0.013 (J)	
2/12/2020					0.019 (J)		0.011 (J)
3/17/2020	0.0017 (J)						
3/18/2020			0.0024 (J)				
3/19/2020		0.013 (J)		0.0022 (J)	0.023 (J)	0.014 (J)	
3/25/2020							0.014 (J)
8/26/2020	0.0032 (J)						
9/22/2020	0.0029 (J)						0.013 (J)
9/23/2020		0.014 (J)	0.0024 (J)	0.0016 (J)	0.023 (J)	0.013 (J)	
2/9/2021							0.011 (J)
2/10/2021				0.0039 (J)	0.023 (J)	0.015 (J)	
2/12/2021		0.01 (J)	0.0025 (J)				
3/2/2021	0.0033 (J)						
3/3/2021		0.012 (J)	0.0025 (J)	0.0016 (J)	0.024 (J)	0.017 (J)	0.012 (J)
8/19/2021		0.013 (J)	0.0023 (J)		0.023 (J)		
8/20/2021	0.0028 (J)						
8/26/2021							0.0094 (J)
8/27/2021				0.0058 (J)		0.026 (J)	
2/8/2022	0.0031 (J)						
2/9/2022		0.013 (J)	0.0027 (J)	0.006 (J)	0.026 (J)	0.021 (J)	
2/11/2022							0.012 (J)
8/30/2022	0.0025 (J)	0.013 (J)		0.0044 (J)			
8/31/2022			<0.03		0.021 (J)	0.022 (J)	0.013 (J)
2/7/2023	0.0022 (J)	0.006 (J)	0.0029 (J)	0.0047 (J)			
2/8/2023					0.023 (J)	0.018 (J)	
2/9/2023							0.014 (J)
8/15/2023	<0.15	0.0079 (J)	0.002 (J)	<0.03	0.023 (J)		0.0083 (J)
8/16/2023						0.025 (J)	
2/20/2024	0.0024 (J)	0.0071 (J)	<0.03	0.0021 (J)	0.021 (J)	0.02 (J)	0.014 (J)
8/20/2024		0.0037 (J)	0.0023 (J)	<0.03	0.021 (J)	0.017 (J)	0.011 (J)
2/25/2025		0.00366 (J)	0.0027 (J)	0.00111 (J)	0.0219 (J)	0.0168 (J)	0.0125 (J)
8/12/2025		0.00853	0.0025	0.00344	0.021	0.0171	0.014
2/17/2026		0.00818	0.00348	0.00349	0.0284	0.0246	0.0186

ND substitution: RL or RL/2 if <15% NDs.

Time Series

Constituent: Lithium (mg/L) Analysis Run 5/13/2026 1:19 PM

Plant Yates Client: Southern Company Data: Yates AP-2

	YGWA-5D (bg)	YGWA-5I (bg)	YGWA-14S (bg)	YGWA-17S (bg)	YGWA-18I (bg)	YGWA-18S (bg)	YGWA-20S (bg)
6/2/2016	0.0049 (J)	<0.15	<0.002				
6/6/2016					0.0088	0.015	
6/7/2016				<0.002			<0.002
7/26/2016	0.0063 (J)	0.0027 (J)	<0.002				
7/27/2016				<0.002	0.0087 (J)	0.0049 (J)	<0.002
9/14/2016	0.0058 (J)	0.0029 (J)					
9/15/2016			<0.002				
9/16/2016				<0.002		0.0031 (J)	
9/19/2016					0.0043 (J)		<0.002
11/2/2016	0.0053 (J)		<0.002				<0.002
11/3/2016				<0.002	<0.15	0.0021 (J)	
11/4/2016		<0.15					
1/10/2017			<0.002				
1/11/2017				0.0035 (J)	0.0052 (J)	0.0025 (J)	
1/12/2017	0.0054 (J)	0.0032 (J)					
1/13/2017							<0.002
3/1/2017					0.0053 (J)	0.0029 (J)	
3/2/2017				<0.002			
3/6/2017							<0.002
3/7/2017	0.0056 (J)	0.0035 (J)					
3/8/2017			<0.002				
4/26/2017			<0.002		0.0041 (J)	0.0019 (J)	<0.002
5/1/2017	0.0031 (J)						
5/2/2017		0.0031 (J)		<0.002			
6/27/2017	0.0018 (J)	0.0029 (J)					
6/28/2017					0.0039 (J)	0.0016 (J)	
6/29/2017				<0.002			<0.002
6/30/2017			<0.002				
3/27/2018			<0.002				
3/28/2018				<0.002	0.0041 (J)	0.0024 (J)	
3/29/2018	0.0058 (J)	0.0034 (J)					<0.002
6/6/2018	0.0068 (J)						<0.002
6/7/2018		0.0032 (J)			0.0032 (J)		
6/8/2018			<0.002				
6/11/2018				<0.002		0.0014 (J)	
9/25/2018				<0.002	0.0036 (J)	0.0016 (J)	<0.002
9/26/2018	0.0065 (J)	0.0032 (J)					
10/1/2018			<0.002				
2/26/2019			<0.002				
3/4/2019	0.0065 (J)	0.0032 (J)					
3/5/2019				<0.002		0.0031 (J)	<0.002
3/6/2019					0.0033 (J)		
3/29/2019			<0.002				
4/2/2019				<0.002			
4/3/2019	0.007 (J)	0.0035 (J)			0.0035 (J)	0.0028 (J)	<0.002
9/24/2019	0.0065 (J)	0.0031 (J)					
9/25/2019			<0.002	<0.002			<0.002
9/26/2019					0.0032 (J)	0.0029 (J)	
2/11/2020				<0.002	0.0033 (J)	0.005 (J)	
2/12/2020	0.0066 (J)	0.0032 (J)	<0.002				<0.002
3/18/2020			<0.002				
3/24/2020	0.0064 (J)	0.0033 (J)		0.0034 (J)	0.0033 (J)	0.0035 (J)	<0.002

ND substitution: RL or RL/2 if <15% NDs.

Time Series

Constituent: Lithium (mg/L) Analysis Run 5/13/2026 1:19 PM

Plant Yates Client: Southern Company Data: Yates AP-2

	YGWA-5D (bg)	YGWA-5I (bg)	YGWA-14S (bg)	YGWA-17S (bg)	YGWA-18I (bg)	YGWA-18S (bg)	YGWA-20S (bg)
9/22/2020	0.0066 (J)	0.0034 (J)					
9/23/2020				<0.002	0.003 (J)	0.0022 (J)	
9/24/2020							<0.002
9/25/2020			<0.002				
2/8/2021	0.0063 (J)	0.0032 (J)					
2/9/2021				<0.002	0.0031 (J)	0.0019 (J)	<0.002
2/10/2021			<0.002				
3/2/2021	0.0018 (J)	0.0031 (J)	<0.002				
3/3/2021				<0.002	0.0034 (J)	0.0021 (J)	<0.002
8/19/2021			<0.002				
8/26/2021	0.0075 (J)	0.0032 (J)				0.0019 (J)	
8/27/2021				<0.002	0.0032 (J)		<0.002
2/9/2022				<0.002	0.0032 (J)	0.0015 (J)	0.00082 (J)
2/10/2022	0.0076 (J)	0.0036 (J)	<0.002				
8/30/2022	0.0068 (J)	0.0035 (J)		<0.002	0.0036 (J)	0.0014 (J)	
8/31/2022			<0.002				<0.002
2/7/2023	0.0059 (J)			<0.002	0.003 (J)	0.0012 (J)	<0.002
2/8/2023			<0.002				
2/9/2023		0.0036 (J)					
8/15/2023	0.0059 (J)	<0.15	<0.002	<0.002	<0.15	0.00077 (J)	<0.002
2/20/2024	0.0056 (J)	0.0033 (J)		<0.002	0.0038 (J)		<0.002
2/23/2024			<0.002			<0.03	
8/20/2024	0.0024 (J)	0.0031 (J)	<0.002	<0.002	0.0032 (J)		<0.002
8/21/2024						0.0032 (J)	
2/25/2025	0.00582 (J)	0.00364 (J)	<0.002	<0.002	0.00373 (J)	0.00129 (J)	<0.002
8/12/2025	0.00438	0.00324	<0.002	<0.002	0.00308	0.00179 (J)	<0.002
2/17/2026	0.00429	0.00433	<0.002	<0.002	0.00378	0.00295	0.000604 (J)

ND substitution: RL or RL/2 if <15% NDs.

Time Series

Constituent: Lithium (mg/L) Analysis Run 5/13/2026 1:19 PM

Plant Yates Client: Southern Company Data: Yates AP-2

	YGWA-21I (bg)	YGWA-30I (bg)	YGWA-39 (bg)	YGWA-40 (bg)	YGWA-47 (bg)	YGWC-26I	YGWC-26S
6/2/2016		<0.03					
6/7/2016	0.0055						
6/8/2016						0.007	<0.002
7/25/2016		<0.03					
7/28/2016	0.0045 (J)						
8/1/2016						0.0068 (J)	<0.002
8/30/2016					0.0061 (J)		
9/19/2016	0.0054 (J)	<0.03					
9/20/2016						0.0062 (J)	<0.002
11/1/2016		<0.03					
11/3/2016	<0.05						
11/7/2016						0.0057 (J)	<0.002
11/14/2016					0.0064 (J)		
1/13/2017	0.0062 (J)						
1/16/2017		<0.03					
1/18/2017						0.0066 (J)	<0.002
2/21/2017		<0.03				0.0067 (J)	<0.002
2/24/2017					0.0049 (J)		
3/6/2017	0.0059 (J)						
4/26/2017	0.0054 (J)	<0.03					
5/3/2017							<0.002
5/8/2017					0.0053 (J)	0.007 (J)	
6/29/2017	0.0047 (J)						
6/30/2017		<0.03					
7/10/2017						0.0064 (J)	<0.002
7/11/2017					0.0051 (J)		
10/10/2017					0.0043 (J)		
10/11/2017			0.0018 (J)				
10/12/2017				<0.03			
11/20/2017			0.0018 (J)	<0.03			
1/10/2018				<0.03			
1/11/2018			0.0019 (J)				
2/19/2018				<0.03			
2/20/2018			<0.05				
3/27/2018		0.0011 (J)					
3/29/2018	0.0062 (J)						
3/30/2018						0.0068 (J)	<0.002
4/2/2018					0.0045 (J)		
4/3/2018			0.0022 (J)	<0.03			
6/5/2018	0.0061 (J)						
6/11/2018		0.0012 (J)					
6/13/2018						0.0071 (J)	<0.002
6/28/2018			0.0026 (J)	<0.03			
8/7/2018			0.0024 (J)	<0.03			
9/19/2018					0.0043 (J)		
9/24/2018			0.0022 (J)	<0.03			
9/25/2018	0.0062 (J)						
10/2/2018		<0.03				0.0064 (J)	<0.002
2/26/2019		0.0011 (J)					
2/27/2019						0.0069 (J)	<0.002
3/5/2019	0.0053 (J)						
4/1/2019		0.001 (J)					

ND substitution: RL or RL/2 if <15% NDs.

Time Series

Constituent: Lithium (mg/L) Analysis Run 5/13/2026 1:19 PM

Plant Yates Client: Southern Company Data: Yates AP-2

	YGWA-21I (bg)	YGWA-30I (bg)	YGWA-39 (bg)	YGWA-40 (bg)	YGWA-47 (bg)	YGWC-26I	YGWC-26S
4/2/2019	0.0051 (J)					0.0064 (J)	<0.002
8/20/2019					0.0036 (J)		
8/21/2019			0.0035 (J)	<0.03			
9/24/2019	0.0068 (J)						
9/25/2019		0.0011 (J)				0.0073 (J)	<0.002
10/8/2019					0.0036 (J)		
10/9/2019			0.0036 (J)	<0.03			
2/12/2020	0.0065 (J)	0.0013 (J)	0.0041 (J)	<0.03			
2/13/2020						0.0073 (J)	<0.002
3/17/2020					0.0046 (J)		
3/19/2020		0.0012 (J)					<0.002
3/20/2020						0.0072 (J)	
3/24/2020	0.0064 (J)			<0.03			
3/25/2020			0.0049 (J)				
8/27/2020					0.0039 (J)		
9/22/2020					0.0036 (J)		
9/24/2020	0.0069 (J)	0.0011 (J)	0.0054 (J)	<0.03		0.0074 (J)	<0.002
2/9/2021	0.006 (J)						
2/10/2021			0.0071 (J)	<0.03		0.0067 (J)	<0.002
2/11/2021		0.0012 (J)					
3/1/2021		0.0011 (J)			0.0037 (J)		
3/2/2021							<0.002
3/3/2021						0.0077 (J)	
3/4/2021	0.0062 (J)		0.0084 (J)	<0.03			
8/19/2021		0.0012 (J)			0.0038 (J)		<0.002
8/20/2021						0.0079 (J)	
8/26/2021			0.0082 (J)				
9/1/2021	0.0057 (J)						
9/3/2021				<0.03			
2/8/2022			0.008 (J)	0.00076 (J)	0.0039 (J)		
2/9/2022	0.0061 (J)						
2/10/2022						0.0086 (J)	<0.002
2/11/2022		0.0014 (J)					
8/30/2022	0.0079 (J)						
8/31/2022		0.0012 (J)	0.0065 (J)	<0.03	0.0037 (J)	0.0074 (J)	<0.002
2/7/2023	0.0059 (J)		0.0065 (J)				
2/8/2023		0.0011 (J)		0.00074 (J)	0.0037 (J)		
2/9/2023						0.0075 (J)	<0.002
8/15/2023	0.0062 (J)		0.0064 (J)	<0.03	0.004 (J)		
8/16/2023		<0.03					
8/17/2023						0.0077 (J)	<0.002
2/20/2024	0.0062 (J)	<0.03	0.0059 (J)	<0.03	0.0036 (J)		
2/22/2024						0.0078 (J)	<0.002
8/20/2024	0.0057 (J)	<0.03			0.0036 (J)		
8/21/2024			0.0055 (J)	<0.03		0.0072 (J)	<0.002
2/25/2025	0.0067 (J)	0.00127 (J)	0.00608 (J)	0.000836 (J)	0.00393 (J)		
2/27/2025						0.008 (J)	<0.002
8/12/2025	0.00681	0.00127 (J)	0.00534	0.000801 (J)	0.004		
8/14/2025						0.00763	<0.002
2/17/2026	0.00743	0.00128 (J)	0.00703	0.000828 (J)	0.00385		
2/18/2026						0.0084	<0.002

ND substitution: RL or RL/2 if <15% NDs.

Time Series

Constituent: Lithium (mg/L) Analysis Run 5/13/2026 1:19 PM

Plant Yates Client: Southern Company Data: Yates AP-2

	YGWC-27I	YGWC-27S	YGWC-28I	YGWC-28S	YGWC-29IB
6/8/2016	0.0067	<0.002			
6/9/2016			0.0073	<0.002	0.0075
8/1/2016	0.008 (J)	<0.002			
8/2/2016			0.0073 (J)	<0.002	0.0078 (J)
9/20/2016	0.0111 (J)	<0.002			
9/21/2016			0.0067 (J)	<0.002	0.0074 (J)
11/7/2016	0.0097 (J)	<0.002		<0.002	0.0057 (J)
11/8/2016			0.0072 (J)		
1/18/2017	0.01 (J)		0.0067 (J)	<0.002	
1/19/2017		<0.002			0.0055 (J)
2/21/2017				<0.002	
2/22/2017		<0.002	0.0064 (J)		0.0063 (J)
2/23/2017	0.0099 (J)				
5/5/2017			0.007 (J)	<0.002	
5/8/2017	0.0086 (J)	<0.002			0.0066 (J)
6/30/2017	0.0108 (J)	<0.002			
7/5/2017			0.0072 (J)		0.0058 (J)
7/7/2017				<0.002	
3/29/2018	0.011 (J)	<0.002			0.0049 (J)
3/30/2018			0.007 (J)	<0.002	
6/11/2018					0.0064 (J)
6/12/2018		<0.002	0.0073 (J)	<0.002	
6/13/2018	0.014 (J)				
10/2/2018	0.012 (J)	<0.002			0.006 (J)
10/3/2018			0.0069 (J)	<0.002	
2/27/2019	0.0096 (J)	<0.002	0.0063 (J)	<0.002	0.0053 (J)
4/1/2019	0.0082 (J)	<0.002	0.0065 (J)		0.0052 (J)
4/2/2019				<0.002	
9/25/2019					0.0057 (J)
9/26/2019	0.0075 (J)	<0.002	0.0064 (J)	<0.002	
2/13/2020	0.0079 (J)	<0.002	0.0069 (J)	<0.002	0.0057 (J)
3/19/2020			0.007 (J)	<0.002	
3/20/2020	0.0091 (J)	<0.002			0.0051 (J)
9/24/2020	0.0075 (J)	<0.002	0.0065 (J)	<0.002	0.005 (J)
2/10/2021	0.0067 (J)	0.00081 (J)			
2/11/2021			0.007 (J)		
2/12/2021				0.0053 (J)	<0.03
3/3/2021	0.0066 (J)	<0.002	0.0063 (J)	<0.002	0.0054 (J)
8/20/2021	0.0066 (J)	0.0013 (J)	0.0072 (J)	<0.002	0.0056 (J)
2/8/2022		<0.002	0.0076 (J)	<0.002	0.0064 (J)
2/10/2022	0.0072 (J)				
9/1/2022	0.0069 (J)	<0.002	0.0066 (J)	<0.002	0.0051 (J)
2/8/2023					0.012 (J)
2/9/2023	0.0069 (J)	<0.002	0.0066 (J)	<0.002	
8/2/2023					0.013 (J)
8/16/2023			0.0058 (J)	<0.002	
8/17/2023	0.0067 (J)	<0.002			
2/21/2024	0.007 (J)	<0.002	0.0056 (J)	<0.002	
2/22/2024					0.0051 (J)
8/21/2024	0.0068 (J)				
8/22/2024		<0.002	0.006 (J)	<0.002	0.0044 (J)
2/26/2025	0.00778 (J)		0.00668 (J)	<0.002	0.00486 (J)

ND substitution: RL or RL/2 if <15% NDs.

Time Series

Constituent: Lithium (mg/L) Analysis Run 5/13/2026 1:19 PM

Plant Yates Client: Southern Company Data: Yates AP-2

	YGWC-27I	YGWC-27S	YGWC-28I	YGWC-28S	YGWC-29IB
2/27/2025		<0.002			
8/13/2025				<0.002	0.00454
8/14/2025	0.00752	<0.002	0.00556		
2/18/2026	0.00683	<0.002			0.0051
2/19/2026			0.00679	<0.002	

ND substitution: RL or RL/2 if <15% NDs.

Time Series

Constituent: Mercury (mg/L) Analysis Run 5/13/2026 1:19 PM

Plant Yates Client: Southern Company Data: Yates AP-2

	GWA-2 (bg)	YGWA-1D (bg)	YGWA-1I (bg)	YGWA-2I (bg)	YGWA-3D (bg)	YGWA-3I (bg)	YGWA-4I (bg)
5/1/2007	<0.0002						
9/12/2007	<0.0002						
3/20/2008	<0.0002						
8/27/2008	<0.0002						
3/3/2009	<0.0002						
11/18/2009	<0.0002						
3/3/2010	<0.0002						
9/8/2010	<0.0002						
3/10/2011	<0.0002						
9/8/2011	<0.0002						
3/5/2012	<0.0002						
9/10/2012	<0.0002						
2/6/2013	<0.0002						
8/12/2013	<0.0002						
2/5/2014	<0.0002						
8/5/2014	<0.0002						
2/4/2015	<0.0002						
8/3/2015	<0.0002						
2/16/2016	1.36E-05 (J)						
6/1/2016		<0.0002	<0.0002			<0.0002	
6/2/2016					<0.0002		<0.0002
7/21/2016	<0.0002						
7/25/2016			<0.0002			<0.0002	
7/26/2016		<0.0002			<0.0002		<0.0002
8/31/2016	<0.0002						
9/13/2016		<0.0002	<0.0002				
9/14/2016				<0.0002		<0.0002	<0.0002
9/15/2016					<0.0002		
11/1/2016		<0.0002			<0.0002	<0.0002	
11/2/2016							<0.0002
11/4/2016			<0.0002	<0.0002			
11/28/2016	<0.0002						
12/15/2016				<0.0002			
1/11/2017		<0.0002			<0.0002	<0.0002	
1/13/2017							<0.0002
1/16/2017			<0.0002	<0.0002			
2/22/2017	<0.0002						
3/1/2017						<0.0002	
3/2/2017		<0.0002	<0.0002		6E-05 (J)		
3/3/2017				<0.0002			
3/6/2017							0.00014 (J)
4/26/2017					<0.0002	<0.0002	
4/27/2017		<0.0002	<0.0002				
4/28/2017				<0.0002			
5/1/2017							<0.0002
5/8/2017	<0.0002						
5/26/2017				<0.0002			
6/27/2017		<0.0002	<0.0002				
6/28/2017				<0.0002	<0.0002	<0.0002	
6/29/2017							<0.0002
7/17/2017	<0.0002						
10/16/2017	<0.0002						

ND substitution: RL or RL/2 if <15% NDs.

Time Series

Constituent: Mercury (mg/L) Analysis Run 5/13/2026 1:19 PM

Plant Yates Client: Southern Company Data: Yates AP-2

	GWA-2 (bg)	YGWA-1D (bg)	YGWA-1I (bg)	YGWA-2I (bg)	YGWA-3D (bg)	YGWA-3I (bg)	YGWA-4I (bg)
2/19/2018	<0.0002						
3/27/2018			<0.0002				
3/28/2018				<0.0002	<0.0002	<0.0002	
3/29/2018		<0.0002					<0.0002
8/6/2018	<0.0002						
9/26/2018							<0.0002
2/25/2019	7.4E-05 (J)						
2/27/2019		5.1E-05 (J)	5.4E-05 (J)	<0.0002	6.2E-05 (J)	6.1E-05 (J)	
3/4/2019							<0.0002
3/28/2019		4E-05 (J)	<0.0002				
3/29/2019				<0.0002			
4/1/2019					9.6E-05 (J)	8.4E-05 (J)	
6/12/2019	<0.0002						
8/19/2019	<0.0002						
9/24/2019		<0.0002	<0.0002	<0.0002			
9/25/2019					<0.0002	<0.0002	
10/8/2019	<0.0002						
2/10/2020		<0.0002	<0.0002				
2/11/2020				<0.0002		<0.0002	
2/12/2020					<0.0002		<0.0002
5/6/2020	<0.0002						
8/26/2020	<0.0002						
9/22/2020	<0.0002						
2/9/2021							<0.0002
2/10/2021				<0.0002	<0.0002	<0.0002	
2/12/2021		<0.0002	<0.0002				
3/2/2021	<0.0002						
3/3/2021							<0.0002
8/20/2021	<0.0002						
8/26/2021							<0.0002
2/8/2022	<0.0002						
2/9/2022		<0.0002	<0.0002	<0.0002	<0.0002	<0.0002	
2/11/2022							<0.0002
8/30/2022	<0.0002	<0.0002		<0.0002			
8/31/2022			<0.0002		<0.0002	<0.0002	<0.0002
2/7/2023	0.00013 (J)	<0.0002	<0.0002	<0.0002			
2/8/2023					<0.0002	<0.0002	
2/9/2023							<0.0002
8/15/2023	<0.0002	0.00015 (J)	0.00015 (J)	0.00015 (J)	0.00014 (J)		0.00013 (J)
8/16/2023						<0.0002	
2/20/2024	<0.0002	<0.0002	<0.0002	<0.0002	<0.0002	<0.0002	<0.0002
8/20/2024		<0.0002	<0.0002	<0.0002	<0.0002	<0.0002	<0.0002
2/25/2025		<0.0002	<0.0002	<0.0002	<0.0002	<0.0002	<0.0002
8/12/2025		<0.0002	<0.0002	<0.0002	<0.0002	<0.0002	<0.0002
2/17/2026		0.00011 (J)	<0.0002	<0.0002	<0.0002	<0.0002	<0.0002

ND substitution: RL or RL/2 if <15% NDs.

Time Series

Constituent: Mercury (mg/L) Analysis Run 5/13/2026 1:19 PM

Plant Yates Client: Southern Company Data: Yates AP-2

	YGWA-5D (bg)	YGWA-5I (bg)	YGWA-14S (bg)	YGWA-17S (bg)	YGWA-18I (bg)	YGWA-18S (bg)	YGWA-20S (bg)
6/2/2016	<0.0002	<0.0002	<0.0002				
6/6/2016					7.4E-05 (J)	7.6E-05 (J)	
6/7/2016				9.5E-05 (J)			9.6E-05 (J)
7/26/2016	<0.0002	<0.0002	<0.0002				
7/27/2016				<0.0002	<0.0002	<0.0002	<0.0002
9/14/2016	<0.0002	<0.0002					
9/15/2016			<0.0002				
9/16/2016				<0.0002		<0.0002	
9/19/2016					<0.0002		<0.0002
11/2/2016	<0.0002		<0.0002				<0.0002
11/3/2016				<0.0002	<0.0002	<0.0002	
11/4/2016		<0.0002					
1/10/2017			<0.0002				
1/11/2017				<0.0002	<0.0002	<0.0002	
1/12/2017	<0.0002	<0.0002					
1/13/2017							<0.0002
3/1/2017					<0.0002	<0.0002	
3/2/2017				<0.0002			
3/6/2017							0.00014 (J)
3/7/2017	0.0001 (J)	0.00013 (J)					
3/8/2017			0.00012 (J)				
4/26/2017			<0.0002		<0.0002	<0.0002	<0.0002
5/1/2017	<0.0002						
5/2/2017		<0.0002		<0.0002			
6/27/2017	<0.0002	<0.0002					
6/28/2017					<0.0002	<0.0002	
6/29/2017				<0.0002			5.3E-05 (J)
6/30/2017			<0.0002				
3/27/2018			<0.0002				
3/28/2018				<0.0002	<0.0002	<0.0002	
3/29/2018	<0.0002	<0.0002					<0.0002
9/25/2018				<0.0002	<0.0002	<0.0002	<0.0002
9/26/2018	<0.0002	<0.0002					
2/26/2019			6.1E-05 (J)				
3/4/2019	<0.0002	<0.0002					
3/5/2019				<0.0002		<0.0002	<0.0002
3/6/2019					<0.0002		
3/29/2019			<0.0002				
9/25/2019			<0.0002				
2/11/2020				<0.0002	<0.0002	<0.0002	
2/12/2020	<0.0002	<0.0002	<0.0002				<0.0002
2/8/2021	<0.0002	<0.0002					
2/9/2021				<0.0002	<0.0002	<0.0002	<0.0002
2/10/2021			<0.0002				
3/2/2021	<0.0002	<0.0002					
3/3/2021				<0.0002	<0.0002	<0.0002	<0.0002
8/26/2021	<0.0002	<0.0002				<0.0002	
8/27/2021				<0.0002	<0.0002		<0.0002
2/9/2022				<0.0002	<0.0002	<0.0002	<0.0002
2/10/2022	<0.0002	<0.0002	<0.0002				
8/30/2022	<0.0002	<0.0002		<0.0002	<0.0002	<0.0002	
8/31/2022			<0.0002				<0.0002

ND substitution: RL or RL/2 if <15% NDs.

Time Series

Constituent: Mercury (mg/L) Analysis Run 5/13/2026 1:19 PM

Plant Yates Client: Southern Company Data: Yates AP-2

	YGWA-5D (bg)	YGWA-5I (bg)	YGWA-14S (bg)	YGWA-17S (bg)	YGWA-18I (bg)	YGWA-18S (bg)	YGWA-20S (bg)
2/7/2023	<0.0002			0.00018 (J)	0.00013 (J)	0.00017 (J)	0.00015 (J)
2/8/2023			<0.0002				
2/9/2023		<0.0002					
8/15/2023	0.00015 (J)	0.00014 (J)	0.00016 (J)	<0.0002	0.00014 (J)	0.00015 (J)	<0.0002
2/20/2024	<0.0002	<0.0002		<0.0002	<0.0002		<0.0002
2/23/2024			<0.0002			<0.0002	
8/20/2024	<0.0002	<0.0002	<0.0002	<0.0002	<0.0002		<0.0002
8/21/2024						<0.0002	
2/25/2025	<0.0002	<0.0002	<0.0002	<0.0002	<0.0002	<0.0002	<0.0002
8/12/2025	<0.0002	<0.0002	<0.0002	<0.0002	<0.0002	<0.0002	<0.0002
2/17/2026	0.0001 (J)	<0.0002	<0.0002	<0.0002	<0.0002	<0.0002	<0.0002

ND substitution: RL or RL/2 if <15% NDs.

Time Series

Constituent: Mercury (mg/L) Analysis Run 5/13/2026 1:19 PM

Plant Yates Client: Southern Company Data: Yates AP-2

	YGWA-21I (bg)	YGWA-30I (bg)	YGWA-39 (bg)	YGWA-40 (bg)	YGWA-47 (bg)	YGWC-26I	YGWC-26S
6/2/2016		<0.0002					
6/7/2016	9.6E-05 (J)						
6/8/2016						<0.0002	<0.0002
7/25/2016		<0.0002					
7/28/2016	<0.0002						
8/1/2016						<0.0002	<0.0002
8/30/2016					<0.0002		
9/19/2016	<0.0002	<0.0002					
9/20/2016						<0.0002	<0.0002
11/1/2016		<0.0002					
11/3/2016	<0.0002						
11/7/2016						<0.0002	<0.0002
11/14/2016					<0.0002		
1/13/2017	<0.0002						
1/16/2017		<0.0002					
1/18/2017						<0.0002	<0.0002
2/21/2017		<0.0002				<0.0002	<0.0002
2/24/2017					<0.0002		
3/6/2017	0.00014 (J)						
4/26/2017	<0.0002	<0.0002					
5/3/2017							<0.0002
5/8/2017					<0.0002	<0.0002	
6/29/2017	<0.0002						
6/30/2017		6E-05 (J)					
7/10/2017						<0.0002	<0.0002
7/11/2017					<0.0002		
10/10/2017					<0.0002		
10/11/2017			<0.0002				
10/12/2017				<0.0002			
11/20/2017			7E-05 (J)	8E-05 (J)			
1/10/2018				<0.0002			
1/11/2018			<0.0002				
2/19/2018				<0.0002			
2/20/2018			<0.0002				
3/27/2018		<0.0002					
3/29/2018	<0.0002						
3/30/2018						<0.0002	<0.0002
4/2/2018					<0.0002		
4/3/2018			<0.0002	<0.0002			
6/28/2018			<0.0002	3.6E-05 (J)			
8/7/2018			<0.0002	<0.0002			
9/19/2018					5.3E-05 (J)		
9/24/2018			<0.0002	<0.0002			
9/25/2018	<0.0002						
2/26/2019		6.8E-05 (J)					
2/27/2019						5.1E-05 (J)	4.9E-05 (J)
3/5/2019	<0.0002						
4/1/2019		8.2E-05 (J)					
4/2/2019						5.1E-05 (J)	6.6E-05 (J)
8/20/2019					<0.0002		
8/21/2019			<0.0002	<0.0002			
9/25/2019		<0.0002				<0.0002	<0.0002

ND substitution: RL or RL/2 if <15% NDs.

Time Series

Constituent: Mercury (mg/L) Analysis Run 5/13/2026 1:19 PM

Plant Yates Client: Southern Company Data: Yates AP-2

	YGWA-21I (bg)	YGWA-30I (bg)	YGWA-39 (bg)	YGWA-40 (bg)	YGWA-47 (bg)	YGWC-26I	YGWC-26S
2/12/2020	<0.0002	<0.0002	<0.0002	<0.0002			
2/13/2020						<0.0002	<0.0002
8/27/2020					<0.0002		
2/9/2021	<0.0002						
2/10/2021			<0.0002	<0.0002		<0.0002	<0.0002
2/11/2021		<0.0002					
3/4/2021	<0.0002		<0.0002	<0.0002			
8/19/2021					<0.0002		
8/26/2021			<0.0002				
9/1/2021	<0.0002						
9/3/2021				0.00012 (J)			
2/8/2022			<0.0002	0.00013 (J)	<0.0002		
2/9/2022	<0.0002						
2/10/2022						<0.0002	<0.0002
2/11/2022		<0.0002					
8/30/2022	<0.0002						
8/31/2022		<0.0002	<0.0002	0.00064	<0.0002	<0.0002	<0.0002
2/7/2023	0.00017 (J)		<0.0002				
2/8/2023		<0.0002		<0.0002	<0.0002		
2/9/2023						<0.0002	<0.0002
8/15/2023	<0.0002		<0.0002	0.00037	0.00014 (J)		
8/16/2023		<0.0002					
8/17/2023						<0.0002	<0.0002
2/20/2024	<0.0002	<0.0002	<0.0002	0.00032	<0.0002		
2/22/2024						<0.0002	<0.0002
8/20/2024	<0.0002	<0.0002			<0.0002		
8/21/2024			<0.0002	0.00033		<0.0002	<0.0002
2/25/2025	<0.0002	<0.0002	<0.0002	0.00034	<0.0002		
2/27/2025						<0.0002	<0.0002
8/12/2025	<0.0002	<0.0002	<0.0002	0.00035	<0.0002		
8/14/2025						<0.0002	<0.0002
2/17/2026	<0.0002	<0.0002	<0.0002	0.00025	<0.0002		
2/18/2026						0.00011 (J)	<0.0002

ND substitution: RL or RL/2 if <15% NDs.

Time Series

Constituent: Mercury (mg/L) Analysis Run 5/13/2026 1:19 PM

Plant Yates Client: Southern Company Data: Yates AP-2

	YGWC-27I	YGWC-27S	YGWC-28I	YGWC-28S	YGWC-29IB
6/8/2016	<0.0002	<0.0002			
6/9/2016			7.8E-05 (J)	8.1E-05 (J)	8.1E-05 (J)
8/1/2016	<0.0002	<0.0002			
8/2/2016			<0.0002	<0.0002	<0.0002
9/20/2016	<0.0002	<0.0002			
9/21/2016			<0.0002	<0.0002	<0.0002
11/7/2016	<0.0002	<0.0002		<0.0002	<0.0002
11/8/2016			<0.0002		
1/18/2017	<0.0002		<0.0002	<0.0002	
1/19/2017		<0.0002			<0.0002
2/21/2017				<0.0002	
2/22/2017		<0.0002	<0.0002		<0.0002
2/23/2017	<0.0002				
5/5/2017			<0.0002	<0.0002	
5/8/2017	<0.0002	<0.0002			<0.0002
6/30/2017	6E-05 (J)	0.0001 (J)			
7/5/2017			<0.0002		<0.0002
7/7/2017				<0.0002	
3/29/2018	<0.0002	<0.0002			<0.0002
3/30/2018			<0.0002	<0.0002	
2/27/2019	5.4E-05 (J)	4.9E-05 (J)	4.8E-05 (J)	5.2E-05 (J)	4.7E-05 (J)
4/1/2019	4.5E-05 (J)	4.1E-05 (J)	<0.0002		3.9E-05 (J)
4/2/2019				<0.0002	
9/25/2019					<0.0002
9/26/2019	<0.0002	<0.0002	<0.0002	<0.0002	
2/13/2020	<0.0002	<0.0002	<0.0002	<0.0002	<0.0002
2/10/2021	<0.0002	<0.0002			
2/11/2021			<0.0002		
2/12/2021				<0.0002	<0.0002
2/8/2022		<0.0002	<0.0002	<0.0002	<0.0002
2/10/2022	<0.0002				
9/1/2022	<0.0002	0.00019 (J)	<0.0002	<0.0002	<0.0002
2/8/2023					<0.0002
2/9/2023	<0.0002	<0.0002	<0.0002	<0.0002	
8/2/2023					<0.0002
8/16/2023			<0.0002	<0.0002	
8/17/2023	<0.0002	<0.0002			
2/21/2024	<0.0002	<0.0002	<0.0002	<0.0002	
2/22/2024					<0.0002
8/21/2024	<0.0002				
8/22/2024		<0.0002	<0.0002	<0.0002	<0.0002
2/26/2025	<0.0002		<0.0002	<0.0002	<0.0002
2/27/2025		<0.0002			
8/13/2025				<0.0002	<0.0002
8/14/2025	<0.0002	<0.0002	<0.0002		
2/18/2026	<0.0002	<0.0002			<0.0002
2/19/2026			<0.0002	<0.0002	

ND substitution: RL or RL/2 if <15% NDs.

Time Series

Constituent: Molybdenum (mg/L) Analysis Run 5/13/2026 1:19 PM

Plant Yates Client: Southern Company Data: Yates AP-2

	GWA-2 (bg)	YGWA-1D (bg)	YGWA-1I (bg)	YGWA-2I (bg)	YGWA-3D (bg)	YGWA-3I (bg)	YGWA-4I (bg)
6/1/2016		0.014 (J)	0.012 (J)			0.0055 (J)	
6/2/2016					0.0093 (J)		<0.01
7/25/2016			0.0098 (J)			0.0037 (J)	
7/26/2016		0.0132			0.0113		<0.01
8/31/2016	<0.01						
9/13/2016		0.0127	0.01 (J)				
9/14/2016				0.0039 (J)		0.0034 (J)	<0.01
9/15/2016					0.0112		
11/1/2016		0.0092 (J)			0.0099 (J)	0.0025 (J)	
11/2/2016							<0.01
11/4/2016			0.01	0.0077 (J)			
11/28/2016	<0.01						
12/15/2016				0.0066 (J)			
1/11/2017		0.0093 (J)			0.0093 (J)	0.0033 (J)	
1/13/2017							<0.01
1/16/2017			0.0086 (J)	0.0056 (J)			
2/22/2017	<0.01						
3/1/2017						0.0044 (J)	
3/2/2017		0.0099 (J)	0.01		0.0103		
3/3/2017				0.0049 (J)			
3/6/2017							<0.01
4/26/2017					0.01	0.0075 (J)	
4/27/2017		0.0103	0.0101				
4/28/2017				0.004 (J)			
5/1/2017							<0.01
5/8/2017	<0.01						
5/26/2017				0.0029 (J)			
6/27/2017		0.0097 (J)	0.0093 (J)				
6/28/2017				0.0036 (J)	0.0102	0.008 (J)	
6/29/2017							<0.01
7/17/2017	<0.01						
10/16/2017	<0.01						
2/19/2018	<0.01						
3/27/2018			0.0074 (J)				
3/28/2018				0.0038 (J)	0.011	0.0025 (J)	
3/29/2018		0.0076 (J)					<0.01
6/5/2018		0.0092 (J)					
6/6/2018			0.0073 (J)				
6/7/2018				0.004 (J)	0.011		
6/8/2018						0.0041 (J)	
8/6/2018	<0.01						
10/1/2018		0.0085 (J)	0.0076 (J)	0.0042 (J)	0.012	0.0037 (J)	
2/27/2019		0.0087 (J)	0.0078 (J)	0.0041 (J)	0.011	0.0027 (J)	
3/4/2019							<0.01
3/28/2019		0.0092 (J)	0.0082 (J)				
3/29/2019				0.0041 (J)			
4/1/2019					0.012	0.0021 (J)	
8/19/2019	<0.01						
9/24/2019		0.0072 (J)	0.0074 (J)	0.0054 (J)			
9/25/2019					0.012	0.0087 (J)	
2/10/2020		0.0087 (J)	0.0062 (J)				
2/11/2020				0.0057 (J)		0.003 (J)	

ND substitution: RL or RL/2 if <15% NDs.

Time Series

Constituent: Molybdenum (mg/L) Analysis Run 5/13/2026 1:19 PM

Plant Yates Client: Southern Company Data: Yates AP-2

	GWA-2 (bg)	YGWA-1D (bg)	YGWA-1I (bg)	YGWA-2I (bg)	YGWA-3D (bg)	YGWA-3I (bg)	YGWA-4I (bg)
2/12/2020					0.013		<0.01
3/18/2020			0.0056 (J)				
3/19/2020		0.0088 (J)		0.0046 (J)	0.013	0.0043 (J)	
3/25/2020							<0.01
8/26/2020	<0.01						
9/22/2020							<0.01
9/23/2020		0.008 (J)	0.0059 (J)	0.0071 (J)	0.012	0.01	
2/9/2021							<0.01
2/10/2021				0.0041 (J)	0.014	0.0038 (J)	
2/12/2021		0.008 (J)	0.0056 (J)				
3/3/2021		0.0088 (J)	0.0049 (J)	0.0074 (J)	0.013	0.0036 (J)	<0.01
8/19/2021		0.0083 (J)	0.005 (J)		0.013		
8/20/2021	<0.01						
8/26/2021							<0.01
8/27/2021				0.0048 (J)		0.0099 (J)	
2/8/2022	<0.01						
2/9/2022		0.0093 (J)	0.0055 (J)	0.0057 (J)	0.013	0.0087 (J)	
2/11/2022							<0.01
8/30/2022	<0.01	0.0094 (J)		0.0068 (J)			
8/31/2022			0.0055 (J)		0.011	0.0068 (J)	<0.01
2/7/2023	<0.01	<0.01	<0.01	0.0061 (J)			
2/8/2023					0.012	0.0065 (J)	
2/9/2023							<0.01
8/15/2023	<0.01	0.0098 (J)	0.0047 (J)	0.0071 (J)	0.012		<0.01
8/16/2023						0.012	
2/20/2024	<0.01	0.0098 (J)	0.03	0.0076 (J)	0.013	0.0089 (J)	<0.01
8/20/2024		0.01	0.0039 (J)	0.011	0.012	0.0058 (J)	<0.01
2/25/2025		0.01	0.0032 (J)	0.0069 (J)	0.017	0.0086 (J)	<0.01
8/12/2025		0.0087 (J)	0.0033 (J)	0.008 (J)	0.011	0.012	<0.01
2/17/2026		0.0091 (J)	0.0033 (J)	0.0075 (J)	0.01	0.006 (J)	<0.01

ND substitution: RL or RL/2 if <15% NDs.

Time Series

Constituent: Molybdenum (mg/L) Analysis Run 5/13/2026 1:19 PM

Plant Yates Client: Southern Company Data: Yates AP-2

	YGWA-5D (bg)	YGWA-5I (bg)	YGWA-14S (bg)	YGWA-17S (bg)	YGWA-18I (bg)	YGWA-18S (bg)	YGWA-20S (bg)
6/2/2016	0.0035 (J)	<0.01	<0.01				
6/6/2016					<0.01	<0.01	
6/7/2016				<0.01			<0.01
7/26/2016	0.0042 (J)	<0.01	<0.01				
7/27/2016				<0.01	<0.01	<0.01	<0.01
9/14/2016	0.0041 (J)	<0.01					
9/15/2016			<0.01				
9/16/2016				<0.01		<0.01	
9/19/2016					<0.01		<0.01
11/2/2016	0.0039 (J)		<0.01				<0.01
11/3/2016				<0.01	<0.01	<0.01	
11/4/2016		<0.01					
1/10/2017			<0.01				
1/11/2017				<0.01	<0.01	<0.01	
1/12/2017	0.0041 (J)	<0.01					
1/13/2017							<0.01
3/1/2017					<0.01	<0.01	
3/2/2017				<0.01			
3/6/2017							<0.01
3/7/2017	0.0047 (J)	<0.01					
3/8/2017			<0.01				
4/26/2017			<0.01		<0.01	<0.01	<0.01
5/1/2017	0.0045 (J)						
5/2/2017		<0.01		<0.01			
6/27/2017	0.004 (J)	<0.01					
6/28/2017					<0.01	<0.01	
6/29/2017				<0.01			<0.01
6/30/2017			<0.01				
3/27/2018			<0.01				
3/28/2018				<0.01	<0.01	<0.01	
3/29/2018	<0.01	<0.01					<0.01
6/8/2018			<0.01				
10/1/2018			<0.01				
2/26/2019			<0.01				
3/4/2019	<0.01	<0.01					
3/5/2019				<0.01		<0.01	<0.01
3/6/2019					<0.01		
3/29/2019			<0.01				
9/25/2019			<0.01				
2/11/2020				<0.01	<0.01	<0.01	
2/12/2020	0.0011 (J)	<0.01	<0.01				<0.01
3/18/2020			<0.01				
3/24/2020	0.0011 (J)	<0.01		<0.01	<0.01	<0.01	<0.01
9/22/2020	0.00099 (J)	<0.01					
9/23/2020				<0.01	<0.01	<0.01	
9/24/2020							<0.01
9/25/2020			<0.01				
2/8/2021	0.0011 (J)	<0.01					
2/9/2021				<0.01	<0.01	<0.01	<0.01
2/10/2021			<0.01				
3/2/2021	<0.01	<0.01	<0.01				
3/3/2021				<0.01	<0.01	<0.01	<0.01

ND substitution: RL or RL/2 if <15% NDs.

Time Series

Constituent: Molybdenum (mg/L) Analysis Run 5/13/2026 1:19 PM

Plant Yates Client: Southern Company Data: Yates AP-2

	YGWA-5D (bg)	YGWA-5I (bg)	YGWA-14S (bg)	YGWA-17S (bg)	YGWA-18I (bg)	YGWA-18S (bg)	YGWA-20S (bg)
8/19/2021			<0.01				
8/26/2021	0.001 (J)	<0.01				<0.01	
8/27/2021				<0.01	<0.01		<0.01
2/9/2022				<0.01	<0.01	<0.01	<0.01
2/10/2022	0.00096 (J)	<0.01	<0.01				
8/30/2022	0.00089 (J)	<0.01		<0.01	<0.01	<0.01	
8/31/2022			<0.01				<0.01
2/7/2023	0.00095 (J)			<0.01	<0.01	<0.01	<0.01
2/8/2023			<0.01				
2/9/2023		<0.01					
8/15/2023	0.0009 (J)	<0.01	<0.01	<0.01	<0.01	<0.01	<0.01
2/20/2024	0.001 (J)	<0.01		<0.01	<0.01		<0.01
2/23/2024			<0.01			<0.01	
8/20/2024	0.00074 (J)	<0.01	<0.01	<0.01	<0.01		<0.01
8/21/2024						<0.01	
2/25/2025	<0.01	<0.01	<0.01	<0.01	<0.01	<0.01	<0.01
8/12/2025	<0.01	<0.01	<0.01	<0.01	<0.01	<0.01	<0.01
2/17/2026	<0.01	<0.01	<0.01	<0.01	<0.01	<0.01	<0.01

ND substitution: RL or RL/2 if <15% NDs.

Time Series

Constituent: Molybdenum (mg/L) Analysis Run 5/13/2026 1:19 PM

Plant Yates Client: Southern Company Data: Yates AP-2

	YGWA-21I (bg)	YGWA-30I (bg)	YGWA-39 (bg)	YGWA-40 (bg)	YGWA-47 (bg)	YGWC-26I	YGWC-26S
6/2/2016		<0.01					
6/7/2016	<0.01						
6/8/2016						<0.01	<0.01
7/25/2016		<0.01					
7/28/2016	<0.01						
8/1/2016						<0.01	<0.01
8/30/2016					<0.01		
9/19/2016	<0.01	<0.01					
9/20/2016						<0.01	<0.01
11/1/2016		<0.01					
11/3/2016	<0.01						
11/7/2016						<0.01	<0.01
11/14/2016					<0.01		
1/13/2017	<0.01						
1/16/2017		<0.01					
1/18/2017						<0.01	<0.01
2/21/2017		<0.01				<0.01	<0.01
2/24/2017					<0.01		
3/6/2017	0.0007 (J)						
4/26/2017	0.0008 (J)	<0.01					
5/3/2017							<0.01
5/8/2017					<0.01	<0.01	
6/29/2017	<0.01						
6/30/2017		<0.01					
7/10/2017						<0.01	<0.01
7/11/2017					<0.01		
10/10/2017					<0.01		
10/11/2017			0.0094 (J)				
10/12/2017				<0.01			
11/20/2017			0.0081 (J)	<0.01			
1/10/2018				<0.01			
1/11/2018			0.0074 (J)				
2/19/2018				<0.01			
2/20/2018			<0.01				
3/27/2018		<0.01					
3/29/2018	<0.01						
3/30/2018						<0.01	<0.01
4/2/2018					<0.01		
4/3/2018			0.006 (J)	<0.01			
6/11/2018		<0.01					
6/13/2018						<0.01	<0.01
6/28/2018			0.005 (J)	<0.01			
8/7/2018			0.0045 (J)	<0.01			
9/19/2018					<0.01		
9/24/2018			0.0035 (J)	<0.01			
10/2/2018		<0.01				<0.01	<0.01
2/26/2019		<0.01					
2/27/2019						<0.01	<0.01
3/5/2019	<0.01						
4/1/2019		<0.01					
4/2/2019						<0.01	<0.01
8/20/2019					<0.01		

ND substitution: RL or RL/2 if <15% NDs.

Time Series

Constituent: Molybdenum (mg/L) Analysis Run 5/13/2026 1:19 PM

Plant Yates Client: Southern Company Data: Yates AP-2

	YGWA-21I (bg)	YGWA-30I (bg)	YGWA-39 (bg)	YGWA-40 (bg)	YGWA-47 (bg)	YGWC-26I	YGWC-26S
8/21/2019			0.0021 (J)	<0.01			
9/25/2019		<0.01				<0.01	<0.01
10/8/2019					<0.01		
10/9/2019			0.0018 (J)	<0.01			
2/12/2020	<0.01	<0.01	0.0025 (J)	<0.01			
2/13/2020						<0.01	<0.01
3/17/2020					<0.01		
3/19/2020		<0.01					<0.01
3/20/2020						<0.01	
3/24/2020	<0.01			<0.01			
3/25/2020			0.002 (J)				
8/27/2020					<0.01		
9/22/2020					<0.01		
9/24/2020	<0.01	<0.01	0.0016 (J)	<0.01		<0.01	<0.01
2/9/2021	<0.01						
2/10/2021			0.0013 (J)	<0.01		<0.01	<0.01
2/11/2021		<0.01					
3/1/2021		<0.01			<0.01		
3/2/2021							<0.01
3/3/2021						<0.01	
3/4/2021	<0.01		0.0014 (J)	<0.01			
8/19/2021		<0.01			<0.01		<0.01
8/20/2021						<0.01	
8/26/2021			0.0027 (J)				
9/1/2021	<0.01						
9/3/2021				<0.01			
2/8/2022			0.0035 (J)	<0.01	<0.01		
2/9/2022	<0.01						
2/10/2022						<0.01	<0.01
2/11/2022		<0.01					
8/30/2022	<0.01						
8/31/2022		<0.01	0.0036 (J)	<0.01	<0.01	<0.01	<0.01
2/7/2023	<0.01		0.0045 (J)				
2/8/2023		<0.01		<0.01	<0.01		
2/9/2023						<0.01	<0.01
8/15/2023	<0.01		0.0061 (J)	<0.01	<0.01		
8/16/2023		<0.01					
8/17/2023						<0.01	<0.01
2/20/2024	<0.01	<0.01	0.0058 (J)	<0.01	<0.01		
2/22/2024						<0.01	<0.01
8/20/2024	<0.01	<0.01			<0.01		
8/21/2024			0.0068 (J)	<0.01		<0.01	<0.01
2/25/2025	<0.01	<0.01	0.0056 (J)	<0.01	<0.01		
2/27/2025						<0.01	<0.01
8/12/2025	<0.01	<0.01	0.007 (J)	<0.01	<0.01		
8/14/2025						<0.01	<0.01
2/17/2026	<0.01	<0.01	0.0059 (J)	<0.01	<0.01		
2/18/2026						<0.01	<0.01

ND substitution: RL or RL/2 if <15% NDs.

Time Series

Constituent: Molybdenum (mg/L) Analysis Run 5/13/2026 1:19 PM

Plant Yates Client: Southern Company Data: Yates AP-2

	YGWC-27I	YGWC-27S	YGWC-28I	YGWC-28S	YGWC-29IB
6/8/2016	0.0011 (J)	<0.01			
6/9/2016			0.0011 (J)	<0.01	<0.01
8/1/2016	0.0018 (J)	<0.01			
8/2/2016			0.0014 (J)	0.0006 (J)	<0.01
9/20/2016	<0.01	<0.01			
9/21/2016			<0.01	<0.01	<0.01
11/7/2016	<0.01	<0.01		<0.01	<0.01
11/8/2016			<0.01		
1/18/2017	<0.01		<0.01	<0.01	
1/19/2017		<0.01			<0.01
2/21/2017				<0.01	
2/22/2017		<0.01	<0.01		<0.01
2/23/2017	<0.01				
5/5/2017			0.0014 (J)	0.0007 (J)	
5/8/2017	0.0011 (J)	<0.01			<0.01
6/30/2017	<0.01	<0.01			
7/5/2017			0.0014 (J)		<0.01
7/7/2017				<0.01	
3/29/2018	<0.01	<0.01			<0.01
3/30/2018			<0.01	<0.01	
6/11/2018					<0.01
6/12/2018		<0.01	<0.01	<0.01	
6/13/2018	<0.01				
10/2/2018	<0.01	<0.01			<0.01
10/3/2018			<0.01	<0.01	
2/27/2019	<0.01	<0.01	<0.01	<0.01	<0.01
4/1/2019	<0.01	<0.01	<0.01		<0.01
4/2/2019				<0.01	
9/25/2019					<0.01
9/26/2019	0.0013 (J)	<0.01	0.0013 (J)	<0.01	
2/13/2020	0.0014 (J)	<0.01	0.0013 (J)	<0.01	<0.01
3/19/2020			0.0014 (J)	<0.01	
3/20/2020	0.0014 (J)	<0.01			<0.01
9/24/2020	0.0015 (J)	<0.01	0.0012 (J)	0.00075 (J)	<0.01
2/10/2021	0.0016 (J)	<0.01			
2/11/2021			0.0012 (J)		
2/12/2021				<0.01	0.00083 (J)
3/3/2021	0.0017 (J)	<0.01	0.0011 (J)	0.00083 (J)	<0.01
8/20/2021	0.0042 (J)	<0.01	0.001 (J)	<0.01	<0.01
2/8/2022		<0.01	0.0011 (J)	0.00082 (J)	<0.01
2/10/2022	0.0018 (J)				
9/1/2022	0.0016 (J)	<0.01	0.001 (J)	<0.01	<0.01
2/8/2023					0.00099 (J)
2/9/2023	0.0019 (J)	<0.01	0.0014 (J)	0.00083 (J)	
8/2/2023					<0.01
8/16/2023			0.0016 (J)	0.00077 (J)	
8/17/2023	0.0016 (J)	<0.01			
2/21/2024	0.0015 (J)	<0.01	0.0013 (J)	0.00068 (J)	
2/22/2024					<0.01
8/21/2024	0.0016 (J)				
8/22/2024		<0.01	0.0015 (J)	0.00063 (J)	<0.01
2/26/2025	<0.01		<0.01	<0.01	<0.01

ND substitution: RL or RL/2 if <15% NDs.

Time Series

Constituent: Molybdenum (mg/L) Analysis Run 5/13/2026 1:19 PM

Plant Yates Client: Southern Company Data: Yates AP-2

	YGWC-27I	YGWC-27S	YGWC-28I	YGWC-28S	YGWC-29IB
2/27/2025		<0.01			
8/13/2025				<0.01	<0.01
8/14/2025	<0.01	<0.01	<0.01		
2/18/2026	<0.01	<0.01			<0.01
2/19/2026			<0.01	<0.01	

ND substitution: RL or RL/2 if <15% NDs.

Time Series

Constituent: pH, Field (SU) Analysis Run 5/13/2026 1:19 PM

Plant Yates Client: Southern Company Data: Yates AP-2

	GWA-2 (bg)	YGWA-1D (bg)	YGWA-1I (bg)	YGWA-2I (bg)	YGWA-3D (bg)	YGWA-3I (bg)	YGWA-4I (bg)
8/27/2008	6.53						
3/3/2009	6.35						
11/18/2009	6.47						
3/3/2010	6.53						
3/10/2011	5.83						
9/8/2011	5.69						
3/5/2012	6.27						
9/10/2012	6.23						
2/6/2013	7.56						
8/12/2013	6.68						
2/5/2014	6.32						
8/3/2015	6.13						
2/16/2016	5.64						
6/1/2016		7.46	6.33			7.72	
6/2/2016					7.84		6.36
7/25/2016			6.21			7.74	
7/26/2016		7.43			7.88		6.22
8/31/2016	6.32						
9/13/2016		7.44	6.16	7.41			
9/14/2016						7.65	6.23
9/15/2016					7.74		
11/1/2016		7.24			7.75	7.7	
11/2/2016							6.08
11/4/2016			6.29	7.12			
11/28/2016	6.23						
12/15/2016				7.24			
1/11/2017		7.3			7.66	7.53	
1/13/2017							6.19
1/16/2017			6.29	7.24			
2/22/2017	6.21						
3/1/2017						7.42	
3/2/2017		7.23	6.28		7.68		
3/3/2017				7.22			
3/6/2017							6.2
4/26/2017					7.45	7.4	
4/27/2017		6.99	6.09				
4/28/2017				7.21			
5/1/2017							6.21
5/8/2017	6.12						
5/26/2017				7.13			
6/27/2017		6.87	6.21				
6/28/2017				7.06	7.65	7.5	
6/29/2017							6.21
7/17/2017	6.03						
10/3/2017		6.81	5.98	6.99			
10/4/2017					7.49	7.45	
10/5/2017							6.16
10/16/2017	6.12						
2/19/2018	6.13						
3/27/2018			6.25				
3/28/2018				7.3	7.91	7.74	
3/29/2018		7.38					6.09

Time Series

Constituent: pH, Field (SU) Analysis Run 5/13/2026 1:19 PM

Plant Yates Client: Southern Company Data: Yates AP-2

	GWA-2 (bg)	YGWA-1D (bg)	YGWA-1I (bg)	YGWA-2I (bg)	YGWA-3D (bg)	YGWA-3I (bg)	YGWA-4I (bg)
6/5/2018		7.16					
6/6/2018			6.17				
6/7/2018				7.29	7.69		6.12
6/8/2018						7.64	
8/6/2018	6.01						
9/26/2018							5.84
10/1/2018		6.8	5.9	7.07	7.39	7.47	
2/25/2019	6.51						
2/27/2019		6.84	5.8	7.27	7.55	7.54	
3/4/2019							6.18
3/28/2019		6.99	6.15				
3/29/2019				7.06			
4/1/2019					7.87	7.74	
4/3/2019							6.43
6/12/2019	6.3						
8/19/2019	6.23						
9/24/2019		7.07	6.23	7.01			
9/25/2019					7.64	7.47	6.2
10/8/2019	6.28						
2/10/2020		7.2	6.1				
2/11/2020				7.38		7.09	
2/12/2020					7.83		6.15
3/17/2020	6.14						
3/18/2020			6.19				
3/19/2020		7.03		7.22	7.65	7.31	
3/25/2020							6.26
5/6/2020	6.24						
8/26/2020	5.67						
9/22/2020	5.78						5.8
9/23/2020		7.15	6.01	7.22	7.57	7.37	
2/9/2021							6.06
2/10/2021				7.29	7.81	7.58	
2/12/2021		7.14	6.21				
3/2/2021	5.42						
3/3/2021		7.2	5.38	7.92	8.39	8.13	6.21
8/19/2021		6.32	6.38		5.34		
8/20/2021	5.86						
8/26/2021							5.82
8/27/2021				7.16		7.39	
2/8/2022	5.83						
2/9/2022		7.12	6.24	5.86	7.97	7.66	
2/11/2022							5.95
8/30/2022	5.39	7.2		7.04			
8/31/2022			5.64		7.65	7.49	5.5
2/7/2023	5.94	7.86	6.53	6.94			
2/8/2023					7.88	7.73	
2/9/2023							6.23
8/15/2023	5.3	6.98	5.88	6.96	7.69		5.99
8/16/2023						7.39	
2/20/2024	6.07	7.06	6.42	7.23	7.81	7.59	6.21
8/20/2024		7.18	5.77	6.91	7.59	7.45	6.03
2/25/2025		7.18	6.02	7.14	7.79	7.55	5.98

Time Series

Constituent: pH, Field (SU) Analysis Run 5/13/2026 1:19 PM

Plant Yates Client: Southern Company Data: Yates AP-2

	GWA-2 (bg)	YGWA-1D (bg)	YGWA-1I (bg)	YGWA-2I (bg)	YGWA-3D (bg)	YGWA-3I (bg)	YGWA-4I (bg)
8/12/2025		7.02	6.17	6.93	7.64	7.46	6.02
2/17/2026		7.03	6.07	7.25	9.84 (o)	7.63	6.11

Time Series

Constituent: pH, Field (SU) Analysis Run 5/13/2026 1:19 PM

Plant Yates Client: Southern Company Data: Yates AP-2

	YGWA-5D (bg)	YGWA-5I (bg)	YGWA-14S (bg)	YGWA-17S (bg)	YGWA-18I (bg)	YGWA-18S (bg)	YGWA-20S (bg)
6/2/2016	7.67	5.75	5.46				
6/6/2016					6.17	5.71	
6/7/2016				5.62			5.77
7/26/2016	7.66	5.72	5.45				
7/27/2016				5.59	6.14	5.46	5.79
9/14/2016	7.6	5.74					
9/15/2016			5.45				
9/16/2016				5.58			
9/19/2016					6.04	5.59	5.73
11/2/2016	7.35		5.41				5.67
11/3/2016				5.59	5.97	5.39	
11/4/2016		5.61					
1/10/2017			5.37				
1/11/2017				5.59	6.05	5.48	
1/12/2017	7.49	5.71					
1/13/2017							5.79
3/1/2017					5.94	5.41	
3/2/2017				5.54			
3/6/2017							5.63
3/7/2017	7.43	5.66					
3/8/2017			5.41				
4/26/2017			5.02		5.99	5.4	5.66
5/1/2017	7.22						
5/2/2017		5.65		5.47			
6/27/2017	7.32	5.7					
6/28/2017					6	5.36	
6/29/2017				5.56			5.85
6/30/2017			5.39				
10/3/2017	7.48	5.79					
10/4/2017				5.57		5.32	5.83
10/5/2017			5.49		6.11		
3/27/2018			5.47				
3/28/2018				5.59	6.1	5.34	
3/29/2018	7.02	5.63					5.93
6/6/2018	7.43						5.86
6/7/2018		5.63			5.98		
6/8/2018			5.45				
6/11/2018				5.58		5.28	
9/25/2018				5.59	5.81	4.86	5.84
9/26/2018	7.13	5.63					
10/1/2018			5.39				
2/26/2019			5.46				
3/4/2019	7.46	5.75					
3/5/2019				5.48		5.26	6.07
3/6/2019					5.99		
3/29/2019			5.34				
4/2/2019				5.74			
4/3/2019	7.11	5.63			6.29	5.47	5.71
9/24/2019	6.93	5.6					
9/25/2019			5.19	5.49			5.86
9/26/2019					6.04	5.2	
2/11/2020				5.58	6.07	5.3	

Time Series

Constituent: pH, Field (SU) Analysis Run 5/13/2026 1:19 PM

Plant Yates Client: Southern Company Data: Yates AP-2

	YGWA-5D (bg)	YGWA-5I (bg)	YGWA-14S (bg)	YGWA-17S (bg)	YGWA-18I (bg)	YGWA-18S (bg)	YGWA-20S (bg)
2/12/2020	7.52	5.83	5.48				6
3/18/2020			5.38				
3/24/2020	7.34	5.81		5.57	5.98	5.33	5.86
9/22/2020	7.19	5.99					
9/23/2020				5.58	6.01	5.29	
9/24/2020							5.8
9/25/2020			5.44				
2/8/2021	7.66	5.67					
2/9/2021				5.62	6.12	5.43	5.86
2/10/2021			5.35				
3/2/2021	7.15	5.63	5.49				
3/3/2021				5.52	5.89	5.31	5.89
8/19/2021			7.32				
8/26/2021	7.16	5.51				4.4	
8/27/2021				5.27	5.4		5.57
2/9/2022				5.53	5.98	5.28	5.91
2/10/2022	6.99	5.14	4.5				
8/30/2022	7.4	5		4.68	5.89	5.18	
8/31/2022			5.15				5.38
2/7/2023	6.64			5.47	6	5.03	5.63
2/8/2023			5.39				
2/9/2023		5.9					
8/15/2023	7.34	5.58	5.03	5.54	5.82	5.2	7
2/20/2024	7.56	5.78		5.64	6.11		5.99
2/23/2024			5.39			5.3	
8/20/2024	7.3	5.58	5.49	5.45	5.74		6
8/21/2024						5.29	
2/25/2025	7.4	5.77	5.16	5.59	6	6.26	6.07
8/12/2025	7.4	5.39	5.34	5.36	6.01	5.21	5.57
2/17/2026	7.5	5.68	5.54	7.52	7.17	7.38	5.77

Time Series

Constituent: pH, Field (SU) Analysis Run 5/13/2026 1:19 PM

Plant Yates Client: Southern Company Data: Yates AP-2

	YGWA-21I (bg)	YGWA-30I (bg)	YGWA-39 (bg)	YGWA-40 (bg)	YGWA-47 (bg)	YGWC-26I	YGWC-26S
6/2/2016		5.75					
6/7/2016	6.1						
6/8/2016						5.85	5.24
7/25/2016		5.82					
7/28/2016	6.12						
8/1/2016						5.83	5.17
8/30/2016					5.75		
9/19/2016	6.12	5.78					
9/20/2016						5.89	5.35
11/1/2016		5.62					
11/3/2016	6.07						
11/7/2016						5.91	5.35
11/14/2016					5.59		
1/13/2017	6.41						
1/16/2017		5.72					
1/18/2017						5.84	5.2
2/21/2017		5.67				5.79	5.14
2/24/2017					5.49		
3/6/2017	6.34						
4/26/2017	6.32	5.56					
5/3/2017							5.28
5/8/2017					5.58	5.84	
6/29/2017	6.47						
6/30/2017		5.72					
7/10/2017						5.92	5.25
7/11/2017					5.58		
10/3/2017	6.56						
10/4/2017		5.87					
10/10/2017					5.49	5.84	5.17
10/11/2017			6.4				
10/12/2017				5.43			
11/20/2017			6.33	5.1			
1/10/2018				4.97			
1/11/2018			6.29				
2/19/2018				5.6			
2/20/2018			7.22				
3/27/2018		5.83					
3/29/2018	6.75						
3/30/2018						6.19	5.19
4/2/2018					6.3		
4/3/2018			6.87	5.84			
6/5/2018	6.09						
6/11/2018		5.69					
6/13/2018						5.82	5.12
6/28/2018			6.18	5.24			
8/7/2018			6.08	5.18			
9/19/2018					5.48		
9/24/2018			5.81	5.14			
9/25/2018	6.67						
10/2/2018		5.39				5.81	4.95
2/26/2019		5.77					
2/27/2019						5.79	5

Time Series

Constituent: pH, Field (SU) Analysis Run 5/13/2026 1:19 PM

Plant Yates Client: Southern Company Data: Yates AP-2

	YGWA-21I (bg)	YGWA-30I (bg)	YGWA-39 (bg)	YGWA-40 (bg)	YGWA-47 (bg)	YGWC-26I	YGWC-26S
3/5/2019	7.22						
3/26/2019				5.3			
3/27/2019			5.84		5.83		
4/1/2019		5.62					
4/2/2019	6.94					5.87	5.13
8/20/2019					5.58		
8/21/2019			5.96	5.26			
9/24/2019	6.87						
9/25/2019		5.69				5.79	5.24
10/8/2019					5.59		
10/9/2019			5.81	5.22			
2/12/2020	7.13	5.8	5.97	5.3			
2/13/2020						5.93	5.29
3/17/2020					5.57		
3/19/2020		6					5.46
3/20/2020						5.94	
3/24/2020	6.35			5.29			
3/25/2020			5.78				
8/27/2020					4.88		
9/22/2020					5.46		
9/24/2020	6.7	5.67	5.7	5.43		5.86	5.46
2/9/2021	6.95						
2/10/2021			5.8	5.19		5.96	5.18
2/11/2021		5.73					
3/1/2021		5.78			5.48		
3/2/2021							5.38
3/3/2021						5.93	
3/4/2021	6.8		5.54	5.23			
8/19/2021		5.43			5.5		5.12
8/20/2021						5.78	
8/26/2021			6.91				
9/1/2021	6.65						
9/3/2021				5.01			
2/8/2022			5.78	5.26	5.4		
2/9/2022	6.84						
2/10/2022						5.84	5.31
2/11/2022		5.59					
8/30/2022	6.58						
8/31/2022		5.87	5.3	4.53	5.32	5.77	5.61
2/7/2023	6.82		5.49				
2/8/2023		6.43		5.71	5.22		
2/9/2023						5.76	5.64
8/15/2023	6.84		5.78	5	5.69		
8/16/2023		5.55					
8/17/2023						5.77	5.38
2/20/2024	6.78	5.81	5.97	5.32	5.62		
2/22/2024						5.92	5.58
8/20/2024	6.6	6.07			5.48		
8/21/2024			6	5.38		6.31	6.17
2/25/2025	6.55	5.45	5.81	5.07	5.52		
2/27/2025						5.85	5.54
8/12/2025	6.71	5.68	5.79	4.97	5.66		

Time Series

Constituent: pH, Field (SU) Analysis Run 5/13/2026 1:19 PM

Plant Yates Client: Southern Company Data: Yates AP-2

	YGWA-21I (bg)	YGWA-30I (bg)	YGWA-39 (bg)	YGWA-40 (bg)	YGWA-47 (bg)	YGWC-26I	YGWC-26S
8/14/2025						5.65	5.26
2/17/2026	6.69	5.64	8.01	7.87	5.16		
2/18/2026						5.95	5.68

Time Series

Constituent: pH, Field (SU) Analysis Run 5/13/2026 1:19 PM

Plant Yates Client: Southern Company Data: Yates AP-2

	YGWC-27I	YGWC-27S	YGWC-28I	YGWC-28S	YGWC-29IB
6/8/2016	6.32	6.24			
6/9/2016			6.42	6.39	6.19
8/1/2016	6.34	6.12			
8/2/2016			6.43	6.35	6.17
9/20/2016	6.36	6.3			
9/21/2016			6.45	6.39	6.2
11/7/2016	6.3	6.25		6.36	6.1
11/8/2016			6.37		
1/18/2017	6.31		6.27	6.23	
1/19/2017		6.2			6.22
2/21/2017				6.42	
2/22/2017		6.14	6.35		6.12
2/23/2017	6.18				
5/5/2017			6.36	6.4	
5/8/2017	6.24	6.11			6.11
6/30/2017	6.21	6.17			
7/5/2017			6.4		6.17
7/7/2017				6.46	
10/5/2017			6.43		6.17
10/6/2017		6.13			
10/9/2017	6.26			6.37	
3/29/2018	6.36	6.25			6.09
3/30/2018			6.39	6.35	
6/11/2018					6.17
6/12/2018		6.22	6.42	6.47	
6/13/2018	6.28				
10/2/2018	5.9	5.99			6.17
10/3/2018			6.21	6.01	
2/27/2019	6.31	6.26	6.32	6.38	6.19
4/1/2019	6.43	6.4	6.3		6.03
4/2/2019				6.7	
9/25/2019					6.21
9/26/2019	6.3	6.22	6.43	6.47	
2/13/2020	6.4	6.31	6.49	6.53	6.32
3/19/2020			7.01	6.98	
3/20/2020	6.32	6.18			6.17
9/24/2020	6.36	6.27	6.41	6.53	6.2
2/10/2021	6.29	6.21			
2/11/2021			6.57		
2/12/2021				6.6	6.24
3/3/2021	6.43	6.35	6.51	6.61	6.27
8/20/2021	6.17	6.18	6.23	6.38	6.07
2/8/2022		6.22	6.36	6.3	5.88
2/10/2022	6.23				
9/1/2022	6.13	6.13	6.41	6.59	6.05
2/8/2023					6.67
2/9/2023	6.48	6.64	6.7	6.87	
8/2/2023					6.04
8/16/2023			6.3	6.36	
8/17/2023	6.2	6.06			
2/21/2024	6.43	6.26	6.43	6.49	
2/22/2024					6.01

Time Series

Constituent: pH, Field (SU) Analysis Run 5/13/2026 1:19 PM

Plant Yates Client: Southern Company Data: Yates AP-2

	YGWC-27I	YGWC-27S	YGWC-28I	YGWC-28S	YGWC-29IB
8/21/2024	7.28				
8/22/2024		6.27	6.19	6.23	5.86
2/26/2025	6.63		6.67	6.45	5.94
2/27/2025		6.23			
8/13/2025				6.63	6.05
8/14/2025	6.16	6.07	6.57		
2/18/2026	6.46	6.31			6.06
2/19/2026			6.63	6.59	

Time Series

Constituent: Selenium (mg/L) Analysis Run 5/13/2026 1:19 PM

Plant Yates Client: Southern Company Data: Yates AP-2

	GWA-2 (bg)	YGWA-1D (bg)	YGWA-1I (bg)	YGWA-2I (bg)	YGWA-3D (bg)	YGWA-3I (bg)	YGWA-4I (bg)
5/1/2007	<0.005						
9/12/2007	<0.005						
3/20/2008	<0.005						
8/27/2008	<0.005						
3/3/2009	<0.005						
11/18/2009	<0.005						
3/3/2010	<0.005						
9/8/2010	<0.005						
3/10/2011	<0.005						
9/8/2011	<0.005						
3/5/2012	<0.005						
9/10/2012	<0.005						
2/6/2013	<0.005						
8/12/2013	<0.005						
2/5/2014	<0.005						
8/5/2014	<0.005						
2/4/2015	<0.005						
8/3/2015	<0.005						
2/16/2016	<0.005						
6/1/2016		<0.005	<0.005			<0.005	
6/2/2016					<0.005		<0.005
7/21/2016	<0.005						
7/25/2016			<0.005			<0.005	
7/26/2016		<0.005			<0.005		0.0009 (J)
8/31/2016	<0.005						
9/13/2016		<0.005	<0.005				
9/14/2016				<0.005		<0.005	<0.005
9/15/2016					<0.005		
11/1/2016		<0.005			<0.005	<0.005	
11/2/2016							<0.005
11/4/2016			<0.005	<0.005			
11/28/2016	<0.005						
12/15/2016				<0.005			
1/11/2017		<0.005			<0.005	<0.005	
1/13/2017							<0.005
1/16/2017			<0.005	<0.005			
2/22/2017	<0.005						
3/1/2017						<0.005	
3/2/2017		<0.005	<0.005		<0.005		
3/3/2017				<0.005			
3/6/2017							<0.005
4/26/2017					<0.005	<0.005	
4/27/2017		<0.005	<0.005				
4/28/2017				<0.005			
5/1/2017							<0.005
5/8/2017	<0.005						
5/26/2017				<0.005			
6/27/2017		<0.005	<0.005				
6/28/2017				<0.005	<0.005	<0.005	
6/29/2017							<0.005
7/17/2017	<0.005						
10/16/2017	<0.005						

ND substitution: RL or RL/2 if <15% NDs.

Time Series

Constituent: Selenium (mg/L) Analysis Run 5/13/2026 1:19 PM

Plant Yates Client: Southern Company Data: Yates AP-2

	GWA-2 (bg)	YGWA-1D (bg)	YGWA-1I (bg)	YGWA-2I (bg)	YGWA-3D (bg)	YGWA-3I (bg)	YGWA-4I (bg)
2/19/2018	<0.005						
3/27/2018			<0.005				
3/28/2018				<0.005	<0.005	<0.005	
3/29/2018		<0.005					<0.005
6/7/2018							<0.005
8/6/2018	<0.005						
9/26/2018							<0.005
2/25/2019	<0.005						
2/27/2019		<0.005	<0.005	<0.005	<0.005	<0.005	
3/4/2019							<0.005
3/28/2019		<0.005	<0.005				
3/29/2019				<0.005			
4/1/2019					<0.005	<0.005	
4/3/2019							<0.005
6/12/2019	<0.005						
8/19/2019	<0.005						
9/24/2019		<0.005	<0.005	<0.005			
9/25/2019					<0.005	<0.005	<0.005
10/8/2019	<0.005						
2/10/2020		<0.005	<0.005				
2/11/2020				<0.005		<0.005	
2/12/2020					<0.005		<0.005
3/17/2020	<0.005						
3/18/2020			<0.005				
3/19/2020		<0.005		<0.005	<0.005	<0.005	
3/25/2020							<0.005
8/26/2020	<0.005						
9/22/2020	<0.005						<0.005
9/23/2020		<0.005	<0.005	<0.005	<0.005	<0.005	
2/9/2021							<0.005
2/10/2021				<0.005	<0.005	<0.005	
2/12/2021		<0.005	<0.005				
3/2/2021	<0.005						
3/3/2021		<0.005	<0.005	<0.005	<0.005	<0.005	0.0019 (J)
8/19/2021		<0.005	<0.005		<0.005		
8/20/2021	<0.005						
8/26/2021							<0.005
8/27/2021				<0.005		<0.005	
2/8/2022	<0.005						
2/9/2022		<0.005	<0.005	<0.005	<0.005	<0.005	
2/11/2022							<0.005
8/30/2022	<0.005	<0.005		<0.005			
8/31/2022			<0.005		<0.005	<0.005	<0.005
2/7/2023	<0.005	<0.005	<0.005	<0.005			
2/8/2023					<0.005	<0.005	
2/9/2023							<0.005
8/15/2023	<0.005	<0.005	<0.005	<0.005	<0.005		<0.005
8/16/2023						<0.005	
2/20/2024	<0.005	<0.005	<0.005	<0.005	<0.005	<0.005	<0.005
8/20/2024		<0.005	<0.005	<0.005	<0.005	<0.005	<0.005
2/25/2025		<0.005	<0.005	<0.005	<0.005	<0.005	<0.005
8/12/2025		<0.005	<0.005	<0.005	<0.005	<0.005	<0.005

ND substitution: RL or RL/2 if <15% NDs.

Time Series

Constituent: Selenium (mg/L) Analysis Run 5/13/2026 1:19 PM

Plant Yates Client: Southern Company Data: Yates AP-2

	GWA-2 (bg)	YGWA-1D (bg)	YGWA-1I (bg)	YGWA-2I (bg)	YGWA-3D (bg)	YGWA-3I (bg)	YGWA-4I (bg)
2/17/2026		<0.005	<0.005	<0.005	<0.005	<0.005	0.00057 (J)

ND substitution: RL or RL/2 if <15% NDs.

Time Series

Constituent: Selenium (mg/L) Analysis Run 5/13/2026 1:19 PM

Plant Yates Client: Southern Company Data: Yates AP-2

	YGWA-5D (bg)	YGWA-5I (bg)	YGWA-14S (bg)	YGWA-17S (bg)	YGWA-18I (bg)	YGWA-18S (bg)	YGWA-20S (bg)
6/2/2016	<0.005	<0.005	0.0011 (J)				
6/6/2016					<0.005	<0.005	
6/7/2016				0.001 (J)			<0.005
7/26/2016	<0.005	0.0009 (J)	0.0016 (J)				
7/27/2016				0.0012 (J)	<0.005	<0.005	<0.005
9/14/2016	<0.005	<0.005					
9/15/2016			0.0014 (J)				
9/16/2016				0.0015 (J)		<0.005	
9/19/2016					<0.005		<0.005
11/2/2016	<0.005		<0.005				<0.005
11/3/2016				0.0015 (J)	<0.005	<0.005	
11/4/2016		<0.005					
1/10/2017			0.0012 (J)				
1/11/2017				0.0014 (J)	<0.005	<0.005	
1/12/2017	<0.005	<0.005					
1/13/2017							<0.005
3/1/2017					<0.005	<0.005	
3/2/2017				0.0017 (J)			
3/6/2017							<0.005
3/7/2017	<0.005	<0.005					
3/8/2017			<0.005				
4/26/2017			<0.005		<0.005	<0.005	<0.005
5/1/2017	<0.005						
5/2/2017		<0.005		<0.005			
6/27/2017	<0.005	<0.005					
6/28/2017					<0.005	<0.005	
6/29/2017				<0.005			<0.005
6/30/2017			<0.005				
3/27/2018			<0.005				
3/28/2018				<0.005	<0.005	<0.005	
3/29/2018	<0.005	<0.005					<0.005
6/6/2018	<0.005						<0.005
6/7/2018		<0.005			<0.005		
6/11/2018				<0.005		<0.005	
9/25/2018				<0.005	<0.005	<0.005	<0.005
9/26/2018	<0.005	<0.005					
2/26/2019			<0.005				
3/4/2019	<0.005	<0.005					
3/5/2019				<0.005		<0.005	<0.005
3/6/2019					<0.005		
3/29/2019			0.0019 (J)				
4/2/2019				<0.005			
4/3/2019	<0.005	<0.005			<0.005	<0.005	<0.005
9/24/2019	<0.005	<0.005					
9/25/2019			<0.005	<0.005			<0.005
9/26/2019					<0.005	<0.005	
2/11/2020				<0.005	<0.005	<0.005	
2/12/2020	<0.005	<0.005	<0.005				<0.005
3/18/2020			<0.005				
3/24/2020	<0.005	<0.005		<0.005	<0.005	<0.005	<0.005
9/22/2020	<0.005	<0.005					
9/23/2020				<0.005	<0.005	<0.005	

ND substitution: RL or RL/2 if <15% NDs.

Time Series

Constituent: Selenium (mg/L) Analysis Run 5/13/2026 1:19 PM

Plant Yates Client: Southern Company Data: Yates AP-2

	YGWA-5D (bg)	YGWA-5I (bg)	YGWA-14S (bg)	YGWA-17S (bg)	YGWA-18I (bg)	YGWA-18S (bg)	YGWA-20S (bg)
9/24/2020							<0.005
9/25/2020			<0.005				
2/8/2021	<0.005	<0.005					
2/9/2021				<0.005	<0.005	<0.005	<0.005
2/10/2021			<0.005				
3/2/2021	<0.005	<0.005	<0.005				
3/3/2021				<0.005	<0.005	<0.005	<0.005
8/19/2021			<0.005				
8/26/2021	<0.005	<0.005				<0.005	
8/27/2021				<0.005	<0.005		<0.005
2/9/2022				<0.005	<0.005	<0.005	<0.005
2/10/2022	<0.005	<0.005	0.0014 (J)				
8/30/2022	<0.005	<0.005		<0.005	<0.005	<0.005	
8/31/2022			<0.005				<0.005
2/7/2023	<0.005			<0.005	<0.005	<0.005	<0.005
2/8/2023			<0.005				
2/9/2023		<0.005					
8/15/2023	<0.005	<0.005	0.0014 (J)	<0.005	<0.005	<0.005	<0.005
2/20/2024	<0.005	<0.005		<0.005	<0.005		<0.005
2/23/2024			0.001 (J)			<0.005	
8/20/2024	<0.005	<0.005	0.0012 (J)	<0.005	<0.005		<0.005
8/21/2024						<0.005	
2/25/2025	<0.005	<0.005	0.0014 (J)	<0.005	<0.005	<0.005	<0.005
8/12/2025	<0.005	<0.005	0.0014 (J)	<0.005	<0.005	<0.005	<0.005
2/17/2026	<0.005	<0.005	0.0014 (J)	<0.005	<0.005	<0.005	<0.005

ND substitution: RL or RL/2 if <15% NDs.

Time Series

Constituent: Selenium (mg/L) Analysis Run 5/13/2026 1:19 PM

Plant Yates Client: Southern Company Data: Yates AP-2

	YGWA-21I (bg)	YGWA-30I (bg)	YGWA-39 (bg)	YGWA-40 (bg)	YGWA-47 (bg)	YGWC-26I	YGWC-26S
6/2/2016		<0.005					
6/7/2016	0.00048 (J)						
6/8/2016						0.0016	0.0003 (J)
7/25/2016		<0.005					
7/28/2016	<0.005						
8/1/2016						0.0023 (J)	0.0014 (J)
8/30/2016					0.0017 (J)		
9/19/2016	0.0014 (J)	<0.005					
9/20/2016						0.0022 (J)	<0.005
11/1/2016		<0.005					
11/3/2016	<0.005						
11/7/2016						0.0017 (J)	<0.005
11/14/2016					<0.005		
1/13/2017	<0.005						
1/16/2017		<0.005					
1/18/2017						0.002 (J)	0.0012 (J)
2/21/2017		<0.005				0.0018 (J)	0.0014 (J)
2/24/2017					0.0011 (J)		
3/6/2017	<0.005						
4/26/2017	<0.005	<0.005					
5/3/2017							<0.005
5/8/2017					<0.005	<0.01	
6/29/2017	<0.005						
6/30/2017		<0.005					
7/10/2017						0.002 (J)	<0.005
7/11/2017					<0.005		
10/10/2017					<0.005		
10/11/2017			<0.005				
10/12/2017				<0.005			
11/20/2017			<0.005	0.0042 (J)			
1/10/2018				0.0043 (J)			
1/11/2018			<0.005				
2/19/2018				<0.005			
2/20/2018			<0.005				
3/27/2018		<0.005					
3/29/2018	<0.005						
3/30/2018						<0.01	<0.005
4/2/2018					<0.005		
4/3/2018			<0.005	<0.005			
6/5/2018	<0.005						
6/28/2018			<0.005	0.0032 (J)			
8/7/2018			<0.005	0.0031 (J)			
9/19/2018					<0.005		
9/24/2018			0.0015 (J)	0.0026 (J)			
9/25/2018	<0.005						
2/26/2019		<0.005					
2/27/2019						0.002 (J)	<0.005
3/5/2019	<0.005						
4/1/2019		<0.005					
4/2/2019	<0.005					0.0017 (J)	<0.005
8/20/2019					<0.005		
8/21/2019			<0.005	0.0024 (J)			

ND substitution: RL or RL/2 if <15% NDs.

Time Series

Constituent: Selenium (mg/L) Analysis Run 5/13/2026 1:19 PM

Plant Yates Client: Southern Company Data: Yates AP-2

	YGWA-21I (bg)	YGWA-30I (bg)	YGWA-39 (bg)	YGWA-40 (bg)	YGWA-47 (bg)	YGWC-26I	YGWC-26S
9/24/2019	<0.005						
9/25/2019		<0.005				0.0019 (J)	<0.005
10/9/2019			<0.005	0.0026 (J)			
2/12/2020	<0.005	<0.005	<0.005	0.002 (J)			
2/13/2020						0.0019 (J)	<0.005
3/19/2020		<0.005					<0.005
3/20/2020						0.0019 (J)	
3/24/2020	<0.005			0.002 (J)			
3/25/2020			<0.005				
8/27/2020					<0.005		
9/24/2020	<0.005	<0.005	<0.005	0.0016 (J)		0.0031 (J)	<0.005
2/9/2021	<0.005						
2/10/2021			<0.005	<0.005		0.0026 (J)	<0.005
2/11/2021		<0.005					
3/1/2021		<0.005					
3/2/2021							<0.005
3/3/2021						0.0034 (J)	
3/4/2021	<0.005		<0.005	<0.005			
8/19/2021		<0.005			<0.005		<0.005
8/20/2021						0.0026 (J)	
8/26/2021			<0.005				
9/1/2021	<0.005						
9/3/2021				<0.005			
2/8/2022			<0.005	0.0014 (J)	<0.005		
2/9/2022	<0.005						
2/10/2022						0.0042 (J)	<0.005
2/11/2022		<0.005					
8/30/2022	<0.005						
8/31/2022		<0.005	<0.005	<0.005	<0.005	0.0036 (J)	<0.005
2/7/2023	<0.005		<0.005				
2/8/2023		<0.005		<0.005	<0.005		
2/9/2023						0.0042 (J)	<0.005
8/15/2023	<0.005		<0.005	<0.005	<0.005		
8/16/2023		<0.005					
8/17/2023						0.0046 (J)	<0.005
2/20/2024	<0.005	<0.005	<0.005	<0.005	<0.005		
2/22/2024						0.0041 (J)	<0.005
8/20/2024	<0.005	<0.005			<0.005		
8/21/2024			<0.005	<0.005		0.0047 (J)	<0.005
2/25/2025	<0.005	<0.005	<0.005	<0.005	<0.005		
2/27/2025						0.0047 (J)	<0.005
8/12/2025	<0.005	<0.005	<0.005	<0.005	<0.005		
8/14/2025						0.0049 (J)	<0.005
2/17/2026	<0.005	<0.005	<0.005	0.00074 (J)	0.00051 (J)		
2/18/2026						0.0056	<0.005

ND substitution: RL or RL/2 if <15% NDs.

Time Series

Constituent: Selenium (mg/L) Analysis Run 5/13/2026 1:19 PM

Plant Yates Client: Southern Company Data: Yates AP-2

	YGWC-27I	YGWC-27S	YGWC-28I	YGWC-28S	YGWC-29IB
6/8/2016	<0.005	<0.005			
6/9/2016			<0.005	<0.005	<0.005
8/1/2016	<0.005	<0.005			
8/2/2016			<0.005	<0.005	<0.005
9/20/2016	<0.005	<0.005			
9/21/2016			<0.005	0.001 (J)	<0.005
11/7/2016	<0.005	<0.005		<0.005	<0.005
11/8/2016			<0.005		
1/18/2017	<0.005		<0.005	<0.005	
1/19/2017		<0.005			<0.005
2/21/2017				<0.005	
2/22/2017		<0.005	0.0012 (J)		<0.005
2/23/2017	<0.005				
5/5/2017			<0.005	<0.005	
5/8/2017	<0.005	<0.005			<0.005
6/30/2017	<0.005	<0.005			
7/5/2017			<0.005		<0.005
7/7/2017				<0.005	
3/29/2018	<0.005	<0.005			<0.005
3/30/2018			<0.005	<0.005	
2/27/2019	<0.005	<0.005	<0.005	<0.005	<0.005
4/1/2019	<0.005	<0.005	<0.005		<0.005
4/2/2019				<0.005	
9/25/2019					<0.005
9/26/2019	<0.005	<0.005	<0.005	<0.005	
2/13/2020	<0.005	<0.005	<0.005	<0.005	<0.005
3/19/2020			<0.005	<0.005	
3/20/2020	<0.005	<0.005			<0.005
9/24/2020	<0.005	<0.005	<0.005	<0.005	<0.005
2/10/2021	<0.005	<0.005			
2/11/2021			<0.005		
2/12/2021				<0.005	<0.005
3/3/2021	<0.005	<0.005	<0.005	<0.005	<0.005
8/20/2021	<0.005	<0.005	<0.005	<0.005	<0.005
2/8/2022		<0.005	<0.005	<0.005	<0.005
2/10/2022	<0.005				
9/1/2022	<0.005	<0.005	<0.005	<0.005	<0.005
2/8/2023					<0.005
2/9/2023	<0.005	<0.005	<0.005	<0.005	
8/2/2023					<0.005
8/16/2023			<0.005	<0.005	
8/17/2023	<0.005	<0.005			
2/21/2024	<0.005	<0.005	<0.005	<0.005	
2/22/2024					<0.005
8/21/2024	<0.005				
8/22/2024		<0.005	<0.005	<0.005	<0.005
2/26/2025	<0.005		<0.005	<0.005	<0.005
2/27/2025		<0.005			
8/13/2025				<0.005	<0.005
8/14/2025	<0.005	<0.005	<0.005		
2/18/2026	<0.005	<0.005			<0.005
2/19/2026			<0.005	<0.005	

ND substitution: RL or RL/2 if <15% NDs.

Time Series

Constituent: Sulfate (mg/L) Analysis Run 5/13/2026 1:19 PM

Plant Yates Client: Southern Company Data: Yates AP-2

	GWA-2 (bg)	YGWA-1D (bg)	YGWA-1I (bg)	YGWA-2I (bg)	YGWA-3D (bg)	YGWA-3I (bg)	YGWA-4I (bg)
6/1/2016		5	4.2			12	
6/2/2016					5.8		8
7/25/2016			3.7			8.4	
7/26/2016		5.4			6.7		7.7
8/31/2016	29						
9/13/2016		2.9	5.2				
9/14/2016				9.4		8.6	7.5
9/15/2016					6		
11/1/2016		3.9			4.9	8.9	
11/2/2016							8.2
11/4/2016			5	13			
11/28/2016	36						
12/15/2016				1.8			
1/11/2017		3.7			4.5	8.6	
1/13/2017							8.1
1/16/2017			7.9	11			
2/22/2017	43						
3/1/2017						9.3	
3/2/2017		4.6	7.4		4.4		
3/3/2017				8.8			
3/6/2017							8
4/26/2017					5.1	11	
4/27/2017		5.2	7.4				
4/28/2017				10			
5/1/2017							8.4
5/8/2017	60						
5/26/2017				12			
6/27/2017		5.9	6.4				
6/28/2017				11	5.4	12	
6/29/2017							9.2
7/17/2017	63						
10/3/2017		6.6	5.9	7.9			
10/4/2017					6.2	12	
10/5/2017							9.6
10/16/2017	62						
2/19/2018	64.6						
6/5/2018		6.4					
6/6/2018			4.4				
6/7/2018				8.8	6.7		8.5
6/8/2018						9.6	
8/6/2018	42.1						
9/26/2018							10.2
10/1/2018		5.6	4	9.1	7.1	9.1	
2/25/2019	42.1						
3/28/2019		8	4.3				
3/29/2019				9			
4/1/2019					7.2	8.5	
4/3/2019							8.5
6/12/2019	83.4						
9/24/2019		5.3	4.3	9.1			
9/25/2019					7	13.8	8.5
10/8/2019	128						

Time Series

Constituent: Sulfate (mg/L) Analysis Run 5/13/2026 1:19 PM

Plant Yates Client: Southern Company Data: Yates AP-2

	GWA-2 (bg)	YGWA-1D (bg)	YGWA-1I (bg)	YGWA-2I (bg)	YGWA-3D (bg)	YGWA-3I (bg)	YGWA-4I (bg)
10/10/2019							9.2
3/17/2020	98.6						
3/18/2020			5.3				
3/19/2020		10		12.4	9	12.9	
3/25/2020							8.8
9/22/2020	145						8.2
9/23/2020		8.1	3.4	11.8	6.9	16.8	
3/2/2021	156						
3/3/2021		9	4.4	10.6	7	9.6	7.8
8/19/2021		8.9	4.9		7.5		
8/20/2021	121						
8/26/2021							8.5
8/27/2021				16.7		18.2	
2/8/2022	107						
2/9/2022		9.3	5.1	18	7.2	16	
2/11/2022							7.7
8/30/2022	101	10.2		20.1			
8/31/2022			4.8		6.9	13.9	8
2/7/2023	82.4	10.6	6.6	17.8			
2/8/2023					7.5	14.7	
2/9/2023							8.9
8/15/2023	74.2	9.6	4.6	17.2	6.8		7.5
8/16/2023						20.3	
2/20/2024	75	9.7	4.3	23.1	7	13.8	8.5
8/20/2024		12.2	4.9	21.3	7.7	13.7	8.7
2/25/2025		10.4	3.5	13.8	6.7	10.9	7.4
8/12/2025		9.3	4	15.5	7.5	19.4	8.3
2/17/2026		11.5	4.4	21.8	8.4	13.8	9.1

Time Series

Constituent: Sulfate (mg/L) Analysis Run 5/13/2026 1:19 PM

Plant Yates Client: Southern Company Data: Yates AP-2

	YGWA-5D (bg)	YGWA-5I (bg)	YGWA-14S (bg)	YGWA-17S (bg)	YGWA-18I (bg)	YGWA-18S (bg)	YGWA-20S (bg)
6/2/2016	20	1.9	6.6				
6/6/2016					1.2	1.8	
6/7/2016				4.4			<1
7/26/2016	20	1.8	6.1				
7/27/2016				4.7	1.7	1.9	0.08 (J)
9/14/2016	19	1.8					
9/15/2016			6.1				
9/16/2016				4.8		1.7	
9/19/2016					1.8		0.08 (J)
11/2/2016	20		6.3				0.1 (J)
11/3/2016				5.3	0.69 (J)	1.9	
11/4/2016		2					
1/10/2017			5.9				
1/11/2017				5.2	0.99 (J)	1.7	
1/12/2017	19	1.9					
1/13/2017							0.1 (J)
3/1/2017					1.8	1.6	
3/2/2017				5			
3/6/2017							<1
3/7/2017	20	2.1					
3/8/2017			7				
4/26/2017			7		1.6	1.9	<1
5/1/2017	20						
5/2/2017		2		5			
6/27/2017	18	2.1					
6/28/2017					1.7	1.5	
6/29/2017				5.2			0.15 (J)
6/30/2017			6.5				
10/3/2017	16	2.3					
10/4/2017				5.3		1.7	0.14 (J)
10/5/2017			7.9		1.6		
6/6/2018	8.3						0.049 (J)
6/7/2018		2			0.68 (J)		
6/8/2018			6.4				
6/11/2018				5.2		0.95 (J)	
9/25/2018				6.1	1	1.5	0.13 (J)
9/26/2018	7.9	2.3					
10/1/2018			6.8				
3/29/2019			7.3				
4/2/2019				5.1			
4/3/2019	7	2.1			0.82 (J)	1.3	0.12 (J)
9/24/2019	5.5	2.4					
9/25/2019			6.6	5.5			<1
9/26/2019					0.64 (J)	1	
10/10/2019	<1	1.8		5.5			0.058 (J)
3/18/2020			8.1				
3/24/2020	5.9	2.1		5.4	<1	0.99 (J)	<1
9/22/2020	5.5	2.1					
9/23/2020				5.1	0.53 (J)	1.1	
9/24/2020							<1
9/25/2020			6.1				
3/2/2021	2.6	2.3	6				

ND substitution: RL or RL/2 if <15% NDs.

Time Series

Constituent: Sulfate (mg/L) Analysis Run 5/13/2026 1:19 PM

Plant Yates Client: Southern Company Data: Yates AP-2

	YGWA-5D (bg)	YGWA-5I (bg)	YGWA-14S (bg)	YGWA-17S (bg)	YGWA-18I (bg)	YGWA-18S (bg)	YGWA-20S (bg)
3/3/2021				5.2	<1	1	<1
8/19/2021			6.7				
8/26/2021	6	2.4				1.2	
8/27/2021				5.3	0.59 (J)		<1
2/9/2022				4.8	0.51 (J)	1.1	<1
2/10/2022	4.9	2.4	6.2				
8/30/2022	5.7	2.4		4.7	0.78 (J)	1.3	
8/31/2022			5.8				<1
2/7/2023	5.2			4.9	0.78 (J)	1.2	<1
2/8/2023			6.1				
2/9/2023		2.9					
8/15/2023	4.8	2.2	6	4.6	0.51 (J)	0.88 (J)	<1
2/20/2024	5.1	2.5		4.6	<1		<1
2/23/2024			7.1			0.79 (J)	
8/20/2024	4.3	2.6	7.6	4.6	0.74 (J)		<1
8/21/2024						1.1	
2/25/2025	4.6	2.2	6.5	3.6	<1	0.59 (J)	<1
8/12/2025	5	2.4	7	3.9	0.8 (J)	0.98 (J)	<1
2/17/2026	4.9	2.5	7.7	4.4	0.55 (J)	0.74 (J)	<1

ND substitution: RL or RL/2 if <15% NDs.

Time Series

Constituent: Sulfate (mg/L) Analysis Run 5/13/2026 1:19 PM

Plant Yates Client: Southern Company Data: Yates AP-2

	YGWA-21I (bg)	YGWA-30I (bg)	YGWA-39 (bg)	YGWA-40 (bg)	YGWA-47 (bg)	YGWC-26I	YGWC-26S
6/2/2016		1.3					
6/7/2016	5.2						
6/8/2016						81	110
7/25/2016		1.2					
7/28/2016	5.1						
8/1/2016						75	96
8/30/2016					160		
9/19/2016	4.8	1.2					
9/20/2016						78	100
11/1/2016		1.3					
11/3/2016	5						
11/7/2016						81	100
11/14/2016					150		
1/13/2017	4.3						
1/16/2017		1.4					
1/18/2017						95	100
2/21/2017		1.4				80	96
2/24/2017					120		
3/6/2017	4.5						
4/26/2017	4.9	1.4					
5/3/2017							100
5/8/2017					120	84	
6/29/2017	5.5						
6/30/2017		1.5					
7/10/2017						84	100
7/11/2017					110		
10/3/2017	5.8						
10/4/2017		1.4					
10/10/2017					93	82	97
10/11/2017			20				
10/12/2017				17			
11/20/2017			24	71			
1/10/2018				66			
1/11/2018			23				
2/19/2018				57.2			
2/20/2018			20.6				
4/2/2018					88.8		
4/3/2018			24.5	49.4			
6/5/2018	6.1						
6/11/2018		1.1					
6/13/2018						76.5	93.3
6/28/2018			22	43.8			
8/7/2018			20.7	40.5			
9/19/2018					75		
9/24/2018			21.2	39.7			
9/25/2018	7						
10/2/2018		1				83.9	99
3/26/2019				34.3			
3/27/2019			17.7		65.9		
4/1/2019		0.96 (J)					
4/2/2019	3.8					77.6	94.5
9/24/2019	1						

Time Series

Constituent: Sulfate (mg/L) Analysis Run 5/13/2026 1:19 PM

Plant Yates Client: Southern Company Data: Yates AP-2

	YGWA-21I (bg)	YGWA-30I (bg)	YGWA-39 (bg)	YGWA-40 (bg)	YGWA-47 (bg)	YGWC-26I	YGWC-26S
9/25/2019		0.81 (J)				80.1	97
10/8/2019					52.3		
10/9/2019			14.85 (D)	27.75 (D)			
10/10/2019	3.6						
3/17/2020					71.6		
3/19/2020		1.6					99.4
3/20/2020						84.7	
3/24/2020	3			25.2			
3/25/2020			14.3				
9/22/2020					51.5		
9/24/2020	3.6	0.69 (J)	11.7	22.9		85.6	92.3
3/1/2021		0.88 (J)			51.6		
3/2/2021							92.7
3/3/2021						89.3	
3/4/2021	4.5		12	21.5			
8/19/2021		1			52.6		86.5
8/20/2021						84	
8/26/2021			19.2				
9/1/2021	5						
9/3/2021				21.3			
2/8/2022			14.6	17.9	50.9		
2/9/2022	3.9						
2/10/2022						81.8	86.5
2/11/2022		2.8					
8/30/2022	3.2						
8/31/2022		1.1	10.9	17.9	48	85.9	90.2
2/7/2023	3.8		9.7				
2/8/2023		0.96 (J)		17.5	50.5		
2/9/2023						84.2	89.7
8/15/2023	4.1		7.6	16.4	47.7		
8/16/2023		0.9 (J)					
8/17/2023						81.1	85.7
2/20/2024	3.8	0.69 (J)	8.6	17.2	51		
2/22/2024						80.7	89.3
8/20/2024	4	0.74 (J)			53.9		
8/21/2024			6.6	18.2		83.5	90.9
2/25/2025	3.3	0.74 (J)	6.5	15.4	48.3		
2/27/2025						77.5	83.3
8/12/2025	4.4	0.98 (J)	6.5	16.9	53.1		
8/14/2025						82.4	82.3
2/17/2026	4.1	1.1	8.4	20.5	50.9		
2/18/2026						83.9	83.1

Time Series

Constituent: Sulfate (mg/L) Analysis Run 5/13/2026 1:19 PM

Plant Yates Client: Southern Company Data: Yates AP-2

	YGWC-27I	YGWC-27S	YGWC-28I	YGWC-28S	YGWC-29IB
6/8/2016	3.2	26			
6/9/2016			8.7	5.2	33
8/1/2016	3.6	27			
8/2/2016			7.5	4.5	32
9/20/2016	5.6	21			
9/21/2016			8	4.1	32
11/7/2016	5.4	24		4.3	33
11/8/2016			8.3		
1/18/2017	3.5		8	2.7	
1/19/2017		25			32
2/21/2017				3	
2/22/2017		24	8.2		31
2/23/2017	4.9				
5/5/2017			8.4	4.7	
5/8/2017	3.9	23			32
6/30/2017	5	23			
7/5/2017			8.1		31
7/7/2017				2.7	
10/5/2017			8.6		31
10/6/2017		23			
10/9/2017	5.1			2.9	
6/11/2018					30.6
6/12/2018		18.1	8.2	2.9	
6/13/2018	6.1				
10/2/2018	6.1	20.2			30.8
10/3/2018			8	2.1	
4/1/2019	4.1	18.3	8.2		30.4
4/2/2019				2.4	
9/25/2019					30
9/26/2019	4.2	18.2	7.9	1.6	
3/19/2020			9.1	1.7	
3/20/2020	5.2	21.1			33
9/24/2020	3	16.6	7.2	0.99 (J)	26.2
3/3/2021	2.6	451 (o)	8.6	4.9	26.6
8/20/2021	2.9	18	8.9	5.4	24.7
2/8/2022		16.3	8.1	10.5	22.9
2/10/2022	2.4				
9/1/2022	2.5	13.5	7.6	13.4	21.2
2/8/2023					23.7
2/9/2023	3.2	13.7	7.4	16	
8/2/2023					22.9
8/16/2023			7.8	16.2	
8/17/2023	3.3	14.2			
2/21/2024	3.8	13	8.5	3.9	
2/22/2024					26.9
8/21/2024	4.2				
8/22/2024		15.7	9	5.5	39.7
2/26/2025	4		8.8	2	40.9
2/27/2025		12.4			
8/13/2025				3.6	44.7
8/14/2025	5.1	14.3	10.5		
2/18/2026	5.1	17.3			46.3

Time Series

Constituent: Sulfate (mg/L) Analysis Run 5/13/2026 1:19 PM

Plant Yates Client: Southern Company Data: Yates AP-2

	YGWC-27I	YGWC-27S	YGWC-28I	YGWC-28S	YGWC-29IB
2/19/2026			10.2	2.5	

Time Series

Constituent: TDS (mg/L) Analysis Run 5/13/2026 1:19 PM

Plant Yates Client: Southern Company Data: Yates AP-2

	GWA-2 (bg)	YGWA-1D (bg)	YGWA-1I (bg)	YGWA-2I (bg)	YGWA-3D (bg)	YGWA-3I (bg)	YGWA-4I (bg)
6/1/2016		120	54			150	
6/2/2016					130		96
7/25/2016			48			135	
7/26/2016		94			141		92
8/31/2016	209						
9/13/2016		105	67				
9/14/2016				152		127	102
9/15/2016					153		
11/1/2016		44			92	75	
11/2/2016							115
11/4/2016			60	148			
11/28/2016	102						
12/15/2016				191			
1/11/2017		107			159	148	
1/13/2017							67
1/16/2017			65	180			
2/22/2017	164						
3/1/2017						182	
3/2/2017		98	61		117		
3/3/2017				156			
3/6/2017							159
4/26/2017					181	92	
4/27/2017		116	31				
4/28/2017				130			
5/1/2017							107
5/8/2017	145						
5/26/2017				223			
6/27/2017		89	42				
6/28/2017				166	169	126	
6/29/2017							79
7/17/2017	185						
10/3/2017		119	58	153			
10/4/2017					141	147	
10/5/2017							95
10/16/2017	218						
2/19/2018	173						
6/5/2018		127					
6/6/2018			96				
6/7/2018				146	95		90
6/8/2018						158	
8/6/2018	158						
9/26/2018							116
10/1/2018		117	60	155	165	138	
2/25/2019	92						
3/28/2019		87	87				
3/29/2019				150			
4/1/2019					149	19 (J)	
4/3/2019							111
6/12/2019	226						
9/24/2019		124	54	146			
9/25/2019					157	159	117
10/8/2019	276						

Time Series

Constituent: TDS (mg/L) Analysis Run 5/13/2026 1:19 PM

Plant Yates Client: Southern Company Data: Yates AP-2

	GWA-2 (bg)	YGWA-1D (bg)	YGWA-1I (bg)	YGWA-2I (bg)	YGWA-3D (bg)	YGWA-3I (bg)	YGWA-4I (bg)
3/17/2020	185						
3/18/2020			35				
3/19/2020		116		148	146	148	
3/25/2020							146
9/22/2020	281						83
9/23/2020		108	15	161	157	155	
3/2/2021	296						
3/3/2021		99	39	138	137	111	80
8/19/2021		105	44		144		
8/20/2021	254						
8/26/2021							93
8/27/2021				150		155	
2/8/2022	283						
2/9/2022		105	57	156	154	145	
2/11/2022							102
8/30/2022	244	116		153			
8/31/2022			46		141	137	92
2/7/2023	207	131	121	159			
2/8/2023					144	145	
2/9/2023							124
8/15/2023	230	121	65	157	231		99
8/16/2023						148	
2/20/2024	214	130	59	159	294	220	140
8/20/2024		140	67	184	164	179	128
2/25/2025		121	47	156	147	136	105
8/12/2025		113	50	152	154	156	115
2/17/2026		113	51	167	148	139	121

Time Series

Constituent: TDS (mg/L) Analysis Run 5/13/2026 1:19 PM

Plant Yates Client: Southern Company Data: Yates AP-2

	YGWA-5D (bg)	YGWA-5I (bg)	YGWA-14S (bg)	YGWA-17S (bg)	YGWA-18I (bg)	YGWA-18S (bg)	YGWA-20S (bg)
6/2/2016	160	66	46				
6/6/2016					120	58	
6/7/2016				28			38
7/26/2016	177	78	54				
7/27/2016				74	94	35	74
9/14/2016	187	73					
9/15/2016			54				
9/16/2016				67		35	
9/19/2016					92		45
11/2/2016	181		71				53
11/3/2016				41	104	48	
11/4/2016		75					
1/10/2017			45				
1/11/2017				104	133	95	
1/12/2017	202	86					
1/13/2017							46
3/1/2017					119	79	
3/2/2017				77			
3/6/2017							164
3/7/2017	257	108					
3/8/2017			178				
4/26/2017			52		162	36	34
5/1/2017	165						
5/2/2017		103		142			
6/27/2017	189	73					
6/28/2017					98	45	
6/29/2017				53			68
6/30/2017			45				
10/3/2017	170	89					
10/4/2017				61		45	54
10/5/2017			40		104		
6/6/2018	151						79
6/7/2018		142			68		
6/8/2018			114				
6/11/2018				70		74	
9/25/2018				86	109	63	73
9/26/2018	144	86					
10/1/2018			50				
3/29/2019			63				
4/2/2019				72			
4/3/2019	142	83			89	63	57
9/24/2019	129	79					
9/25/2019			64	81			75
9/26/2019					126	72	
3/18/2020			57				
3/24/2020	139	68		71	91	59	76
9/22/2020	104	75					
9/23/2020				99	103	81	
9/24/2020							69
9/25/2020			54				
3/2/2021	52	67	67				
3/3/2021				57	95	37	53

Time Series

Constituent: TDS (mg/L) Analysis Run 5/13/2026 1:19 PM

Plant Yates Client: Southern Company Data: Yates AP-2

	YGWA-5D (bg)	YGWA-5I (bg)	YGWA-14S (bg)	YGWA-17S (bg)	YGWA-18I (bg)	YGWA-18S (bg)	YGWA-20S (bg)
8/19/2021			54				
8/26/2021	123	86				31	
8/27/2021				93	112		67
2/9/2022				81	103	60	72
2/10/2022	127	77	56				
8/30/2022	148	86		81	100	52	
8/31/2022			51				62
2/7/2023	180			78	96	55	89
2/8/2023			56				
2/9/2023		59					
8/15/2023	219	76	69	74	96	81	62
2/20/2024	639 (O)	137		77	129		164
2/23/2024			64			52	
8/20/2024	212	108	81	86	128		75
8/21/2024						79	
2/25/2025	146	83	64	93	110	69	69
8/12/2025	159	87	60	92	95	54	68
2/17/2026	158	94	66	84	99	53	88

Time Series

Constituent: TDS (mg/L) Analysis Run 5/13/2026 1:19 PM

Plant Yates Client: Southern Company Data: Yates AP-2

	YGWA-21I (bg)	YGWA-30I (bg)	YGWA-39 (bg)	YGWA-40 (bg)	YGWA-47 (bg)	YGWC-26I	YGWC-26S
6/2/2016		36					
6/7/2016	60						
6/8/2016						220	200
7/25/2016		50					
7/28/2016	81						
8/1/2016						211	191
8/30/2016					319		
9/19/2016	68	35					
9/20/2016						217	213
11/1/2016		<25					
11/3/2016	61						
11/7/2016						301	284
11/14/2016					280		
1/13/2017	76						
1/16/2017		47					
1/18/2017						265	158
2/21/2017		<25				158	137
2/24/2017					162		
3/6/2017	167						
4/26/2017	50	55					
5/3/2017							269
5/8/2017					194	207	
6/29/2017	94						
6/30/2017		42					
7/10/2017						219	183
7/11/2017					193		
10/3/2017	149						
10/4/2017		31					
10/10/2017					175	194	179
10/11/2017			68				
10/12/2017				74			
11/20/2017			139	179			
1/10/2018				140			
1/11/2018			153				
2/19/2018				119			
2/20/2018			87				
4/2/2018					192		
4/3/2018			85	106			
6/5/2018	109						
6/11/2018		59					
6/13/2018						228	196
6/28/2018			88	112			
8/7/2018			89	103			
9/19/2018					186		
9/24/2018			82	107			
9/25/2018	122						
10/2/2018		57				227	191
3/26/2019				90			
3/27/2019			75		170		
4/1/2019		54					
4/2/2019	134					223	224
9/24/2019	157						

ND substitution: RL or RL/2 if <15% NDs.

Time Series

Constituent: TDS (mg/L) Analysis Run 5/13/2026 1:19 PM

Plant Yates Client: Southern Company Data: Yates AP-2

	YGWA-21I (bg)	YGWA-30I (bg)	YGWA-39 (bg)	YGWA-40 (bg)	YGWA-47 (bg)	YGWC-26I	YGWC-26S
9/25/2019		51				225	190
10/8/2019					172		
10/9/2019			119	98			
3/17/2020					165		
3/19/2020		47					194
3/20/2020						211	
3/24/2020	117			84			
3/25/2020			158				
9/22/2020					141		
9/24/2020	113	51	170	77		212	171
3/1/2021		23			145		
3/2/2021							154
3/3/2021						205	
3/4/2021	110		168	57			
8/19/2021		50			134		176
8/20/2021						224	
8/26/2021			249				
9/1/2021	137						
9/3/2021				88			
2/8/2022			248	93	151		
2/9/2022	131						
2/10/2022						207	168
2/11/2022		66					
8/30/2022	122						
8/31/2022		33	242	92	116	228	206
2/7/2023	163		224				
2/8/2023		43		115	141		
2/9/2023						366	196
8/15/2023	126		225	83	186		
8/16/2023		48					
8/17/2023						248	207
2/20/2024	156	55	233	109	159		
2/22/2024						215	188
8/20/2024	143	69			155		
8/21/2024			235	94		237	215
2/25/2025	110	51	228	86	147		
2/27/2025						213	181
8/12/2025	120	63	244	89	167		
8/14/2025						224	202
2/17/2026	133	52	224	85	153		
2/18/2026						226	187

Time Series

Constituent: TDS (mg/L) Analysis Run 5/13/2026 1:19 PM

Plant Yates Client: Southern Company Data: Yates AP-2

	YGWC-27I	YGWC-27S	YGWC-28I	YGWC-28S	YGWC-29IB
6/8/2016	190	210			
6/9/2016			240	210	150
8/1/2016	191	209			
8/2/2016			226	202	155
9/20/2016	205	224			
9/21/2016			214	216	138
11/7/2016	264	291		399	291
11/8/2016			229		
1/18/2017	167		243	215	
1/19/2017		215			145
2/21/2017				198	
2/22/2017		262	310		185
2/23/2017	253				
5/5/2017			289	347	
5/8/2017	174	187			114
6/30/2017	193	209			
7/5/2017			217		136
7/7/2017				236	
10/5/2017			221		139
10/6/2017		183			
10/9/2017	185			204	
6/11/2018					156
6/12/2018		208	234	243	
6/13/2018	219				
10/2/2018	227	206			154
10/3/2018			232	237	
4/1/2019	198	221	238		147
4/2/2019				<25	
9/25/2019					162
9/26/2019	198	225	241	239	
3/19/2020			212	202	
3/20/2020	195	182			137
9/24/2020	186	185	209	226	133
3/3/2021	173	178	184	217	110
8/20/2021	196	169	194	192	110
2/8/2022		159	206	216	120
2/10/2022	190				
9/1/2022	193	124	186	225	128
2/8/2023					158
2/9/2023	189	116	184	226	
8/2/2023					152
8/16/2023			171	233	
8/17/2023	186	137			
2/21/2024	194	149	213	235	
2/22/2024					146
8/21/2024	184				
8/22/2024		130	193	226	154
2/26/2025	186		202	217	148
2/27/2025		133			
8/13/2025				216	147
8/14/2025	187	142	198		
2/18/2026	178	153			159

ND substitution: RL or RL/2 if <15% NDs.

Time Series

Constituent: TDS (mg/L) Analysis Run 5/13/2026 1:19 PM

Plant Yates Client: Southern Company Data: Yates AP-2

	YGWC-27I	YGWC-27S	YGWC-28I	YGWC-28S	YGWC-29IB
2/19/2026			200	208	

Time Series

Constituent: Thallium (mg/L) Analysis Run 5/13/2026 1:19 PM

Plant Yates Client: Southern Company Data: Yates AP-2

	GWA-2 (bg)	YGWA-1D (bg)	YGWA-1I (bg)	YGWA-2I (bg)	YGWA-3D (bg)	YGWA-3I (bg)	YGWA-4I (bg)
5/1/2007	<0.001						
3/20/2008	<0.001						
8/27/2008	<0.001						
3/3/2009	<0.001						
11/18/2009	<0.001						
3/3/2010	<0.001						
9/8/2010	<0.001						
3/10/2011	<0.001						
9/8/2011	<0.001						
3/5/2012	<0.001						
9/10/2012	<0.001						
2/6/2013	<0.001						
8/12/2013	<0.001						
2/5/2014	<0.001						
8/5/2014	<0.001						
2/4/2015	<0.001						
2/16/2016	<0.001						
6/1/2016		<0.0005	<0.0005			<0.0005	
6/2/2016					<0.0005		<0.0005
7/21/2016	<0.001						
7/25/2016			<0.0005			<0.0005	
7/26/2016		<0.0005			0.0001 (J)		<0.0005
8/31/2016	<0.001						
9/13/2016		<0.0005	<0.0005				
9/14/2016				<0.0005		<0.0005	<0.0005
9/15/2016					<0.0005		
11/1/2016		<0.0005			<0.0005	<0.0005	
11/2/2016							<0.0005
11/4/2016			<0.0005	<0.0005			
11/28/2016	<0.001						
12/15/2016				<0.0005			
1/11/2017		<0.0005			<0.0005	<0.0005	
1/13/2017							<0.0005
1/16/2017			<0.0005	<0.0005			
2/22/2017	<0.001						
3/1/2017						<0.0005	
3/2/2017		<0.0005	<0.0005		<0.0005		
3/3/2017				<0.0005			
3/6/2017							<0.0005
4/26/2017					<0.0005	<0.0005	
4/27/2017		<0.0005	<0.0005				
4/28/2017				<0.0005			
5/1/2017							<0.0005
5/8/2017	6E-05 (J)						
5/26/2017				<0.0005			
6/27/2017		<0.0005	<0.0005				
6/28/2017				<0.0005	<0.0005	<0.0005	
6/29/2017							<0.0005
7/17/2017	6E-05 (J)						
10/16/2017	7E-05 (J)						
2/19/2018	<0.001						
3/27/2018			<0.0005				

ND substitution: RL or RL/2 if <15% NDs.

Time Series

Constituent: Thallium (mg/L) Analysis Run 5/13/2026 1:19 PM

Plant Yates Client: Southern Company Data: Yates AP-2

	GWA-2 (bg)	YGWA-1D (bg)	YGWA-1I (bg)	YGWA-2I (bg)	YGWA-3D (bg)	YGWA-3I (bg)	YGWA-4I (bg)
3/28/2018				<0.0005	<0.0005	<0.0005	
3/29/2018		<0.0005					<0.0005
8/6/2018	<0.001						
2/25/2019	<0.001						
2/27/2019		<0.0005	<0.0005	<0.0005	<0.0005	<0.0005	
3/4/2019							<0.0005
4/3/2019							<0.0005
6/12/2019	<0.001						
8/19/2019	5.5E-05 (J)						
9/25/2019							<0.0005
10/8/2019	<0.001						
2/10/2020		<0.0005	5.5E-05 (J)				
2/11/2020				<0.0005		<0.0005	
2/12/2020					<0.0005		<0.0005
3/17/2020	<0.001						
3/18/2020			<0.0005				
3/19/2020		<0.0005		<0.0005	<0.0005	<0.0005	
3/25/2020							<0.0005
8/26/2020	<0.001						
9/22/2020	<0.001						<0.0005
9/23/2020		<0.0005	<0.0005	<0.0005	<0.0005	0.00016 (J)	
2/9/2021							<0.0005
2/10/2021				<0.0005	<0.0005	<0.0005	
2/12/2021		<0.0005	<0.0005				
3/2/2021	<0.001						
8/20/2021	<0.001						
2/8/2022	<0.001						
2/9/2022		<0.0005	<0.0005	<0.0005	<0.0005	<0.0005	
2/11/2022							<0.0005
8/30/2022	<0.001	<0.0005		<0.0005			
8/31/2022			<0.0005		<0.0005	<0.0005	<0.0005
2/7/2023	<0.001	<0.0005	<0.0005	<0.0005			
2/8/2023					<0.0005	<0.0005	
2/9/2023							<0.0005
8/15/2023	<0.001	<0.0005	<0.0005	<0.0005	<0.0005		<0.0005
8/16/2023						<0.0005	
2/20/2024	<0.001	<0.0005	<0.0005	<0.0005	<0.0005	<0.0005	<0.0005
8/20/2024		<0.0005	<0.0005	<0.0005	<0.0005	<0.0005	<0.0005
2/25/2025		<0.0005	<0.0005	<0.0005	0.00043 (J)	0.00053 (J)	<0.0005
8/12/2025		<0.0005	<0.0005	<0.0005	<0.0005	<0.0005	<0.0005
2/17/2026		<0.0005	<0.0005	<0.0005	<0.0005	<0.0005	<0.0005

ND substitution: RL or RL/2 if <15% NDs.

Time Series

Constituent: Thallium (mg/L) Analysis Run 5/13/2026 1:19 PM

Plant Yates Client: Southern Company Data: Yates AP-2

	YGWA-5D (bg)	YGWA-5I (bg)	YGWA-14S (bg)	YGWA-17S (bg)	YGWA-18I (bg)	YGWA-18S (bg)	YGWA-20S (bg)
6/2/2016	<0.0005	<0.0005	<0.0005				
6/6/2016					<0.0005	<0.0005	
6/7/2016				<0.0005			<0.0005
7/26/2016	<0.0005	<0.0005	<0.0005				
7/27/2016				<0.0005	<0.0005	<0.0005	<0.0005
9/14/2016	<0.0005	<0.0005					
9/15/2016			<0.0005				
9/16/2016				<0.0005		<0.0005	
9/19/2016					<0.0005		<0.0005
11/2/2016	<0.0005		<0.0005				<0.0005
11/3/2016				<0.0005	<0.0005	<0.0005	
11/4/2016		<0.0005					
1/10/2017			<0.0005				
1/11/2017				<0.0005	<0.0005	<0.0005	
1/12/2017	<0.0005	<0.0005					
1/13/2017							<0.0005
3/1/2017					<0.0005	<0.0005	
3/2/2017				<0.0005			
3/6/2017							<0.0005
3/7/2017	<0.0005	<0.0005					
3/8/2017			<0.0005				
4/26/2017			<0.0005		<0.0005	<0.0005	<0.0005
5/1/2017	<0.0005						
5/2/2017		<0.0005		<0.0005			
6/27/2017	<0.0005	<0.0005					
6/28/2017					<0.0005	<0.0005	
6/29/2017				<0.0005			<0.0005
6/30/2017			<0.0005				
3/27/2018			<0.0005				
3/28/2018				<0.0005	<0.0005	<0.0005	
3/29/2018	<0.0005	<0.0005					<0.0005
2/26/2019			<0.0005				
3/4/2019	<0.0005	<0.0005					
3/5/2019				<0.0005		<0.0005	<0.0005
3/6/2019					<0.0005		
4/2/2019				<0.0005			
4/3/2019	<0.0005	<0.0005			<0.0005	<0.0005	<0.0005
9/24/2019	<0.0005	<0.0005					
9/25/2019				<0.0005			<0.0005
9/26/2019					<0.0005	<0.0005	
2/11/2020				<0.0005	<0.0005	<0.0005	
2/12/2020	<0.0005	<0.0005	8.9E-05 (J)				<0.0005
3/18/2020			<0.0005				
3/24/2020	<0.0005	<0.0005		<0.0005	<0.0005	<0.0005	<0.0005
9/22/2020	<0.0005	<0.0005					
9/23/2020				<0.0005	<0.0005	<0.0005	
9/24/2020							<0.0005
9/25/2020			<0.0005				
2/8/2021	<0.0005	<0.0005					
2/9/2021				<0.0005	<0.0005	<0.0005	<0.0005
2/10/2021			<0.0005				
2/9/2022				<0.0005	<0.0005	<0.0005	<0.0005

ND substitution: RL or RL/2 if <15% NDs.

Time Series

Constituent: Thallium (mg/L) Analysis Run 5/13/2026 1:19 PM

Plant Yates Client: Southern Company Data: Yates AP-2

	YGWA-5D (bg)	YGWA-5I (bg)	YGWA-14S (bg)	YGWA-17S (bg)	YGWA-18I (bg)	YGWA-18S (bg)	YGWA-20S (bg)
2/10/2022	<0.0005	<0.0005	<0.0005				
8/30/2022	<0.0005	<0.0005		<0.0005	<0.0005	<0.0005	
8/31/2022			<0.0005				<0.0005
2/7/2023	<0.0005			<0.0005	<0.0005	<0.0005	<0.0005
2/8/2023			<0.0005				
2/9/2023		<0.0005					
8/15/2023	<0.0005	<0.0005	<0.0005	<0.0005	<0.0005	<0.0005	<0.0005
2/20/2024	<0.0005	<0.0005		<0.0005	<0.0005		<0.0005
2/23/2024			<0.0005			<0.0005	
8/20/2024	<0.0005	<0.0005	<0.0005	<0.0005	<0.0005		<0.0005
8/21/2024						<0.0005	
2/25/2025	<0.0005	<0.0005	<0.0005	<0.0005	<0.0005	<0.0005	<0.0005
8/12/2025	<0.0005	<0.0005	<0.0005	<0.0005	<0.0005	<0.0005	<0.0005
2/17/2026	<0.0005	<0.0005	<0.0005	<0.0005	<0.0005	<0.0005	<0.0005

ND substitution: RL or RL/2 if <15% NDs.

Time Series

Constituent: Thallium (mg/L) Analysis Run 5/13/2026 1:19 PM

Plant Yates Client: Southern Company Data: Yates AP-2

	YGWA-21I (bg)	YGWA-30I (bg)	YGWA-39 (bg)	YGWA-40 (bg)	YGWA-47 (bg)	YGWC-26I	YGWC-26S
6/2/2016		<0.0005					
6/7/2016	<0.0005						
6/8/2016						<0.0005	<0.0005
7/25/2016		<0.0005					
7/28/2016	<0.0005						
8/1/2016						<0.0005	<0.0005
8/30/2016					<0.0005		
9/19/2016	<0.0005	<0.0005					
9/20/2016						<0.0005	<0.0005
11/1/2016		<0.0005					
11/3/2016	<0.0005						
11/7/2016						<0.0005	<0.0005
11/14/2016					<0.0005		
1/13/2017	<0.0005						
1/16/2017		<0.0005					
1/18/2017						<0.0005	<0.0005
2/21/2017		<0.0005				<0.0005	<0.0005
2/24/2017					<0.0005		
3/6/2017	<0.0005						
4/26/2017	<0.0005	<0.0005					
5/3/2017							<0.0005
5/8/2017					<0.0005	<0.0005	
6/29/2017	<0.0005						
6/30/2017		<0.0005					
7/10/2017						<0.0005	<0.0005
7/11/2017					<0.0005		
10/10/2017					<0.0005		
10/11/2017			<0.0005				
10/12/2017				<0.0005			
11/20/2017			<0.0005	<0.0005			
1/10/2018				<0.0005			
1/11/2018			<0.0005				
2/19/2018				<0.0005			
2/20/2018			<0.0005				
3/27/2018		<0.0005					
3/29/2018	<0.0005						
3/30/2018						<0.0005	<0.0005
4/2/2018					<0.0005		
4/3/2018			<0.0005	<0.0005			
6/28/2018			<0.0005	<0.0005			
8/7/2018			<0.0005	<0.0005			
9/19/2018					<0.0005		
9/24/2018			<0.0005	<0.0005			
2/26/2019		<0.0005					
2/27/2019						<0.0005	<0.0005
3/5/2019	<0.0005						
4/2/2019	<0.0005						
8/20/2019					5.8E-05 (J)		
8/21/2019			<0.0005	<0.0005			
9/24/2019	<0.0005						
10/8/2019					8.4E-05 (J)		
2/12/2020	<0.0005	<0.0005	<0.0005	<0.0005			

ND substitution: RL or RL/2 if <15% NDs.

Time Series

Constituent: Thallium (mg/L) Analysis Run 5/13/2026 1:19 PM

Plant Yates Client: Southern Company Data: Yates AP-2

	YGWA-21I (bg)	YGWA-30I (bg)	YGWA-39 (bg)	YGWA-40 (bg)	YGWA-47 (bg)	YGWC-26I	YGWC-26S
2/13/2020						<0.0005	5.7E-05 (J)
3/17/2020					<0.0005		
3/19/2020		<0.0005					5.5E-05 (J)
3/20/2020						<0.0005	
3/24/2020	<0.0005			<0.0005			
3/25/2020			<0.0005				
8/27/2020					<0.0005		
9/24/2020	<0.0005	<0.0005	<0.0005	<0.0005		<0.0005	<0.0005
2/9/2021	<0.0005						
2/10/2021			<0.0005	<0.0005		<0.0005	<0.0005
2/11/2021		<0.0005					
8/19/2021					<0.0005		
2/8/2022			<0.0005	<0.0005	<0.0005		
2/9/2022	<0.0005						
2/10/2022						<0.0005	<0.0005
2/11/2022		<0.0005					
8/30/2022	<0.0005						
8/31/2022		<0.0005	<0.0005	<0.0005	<0.0005	<0.0005	<0.0005
2/7/2023	<0.0005		<0.0005				
2/8/2023		<0.0005		<0.0005	<0.0005		
2/9/2023						<0.0005	<0.0005
8/15/2023	<0.0005		<0.0005	<0.0005	<0.0005		
8/16/2023		<0.0005					
8/17/2023						<0.0005	<0.0005
2/20/2024	<0.0005	<0.0005	<0.0005	<0.0005	<0.0005		
2/22/2024						<0.0005	<0.0005
8/20/2024	<0.0005	<0.0005			<0.0005		
8/21/2024			<0.0005	<0.0005		<0.0005	<0.0005
2/25/2025	<0.0005	<0.0005	<0.0005	<0.0005	<0.0005		
2/27/2025						<0.0005	<0.0005
8/12/2025	<0.0005	<0.0005	<0.0005	<0.0005	<0.0005		
8/14/2025						<0.0005	<0.0005
2/17/2026	<0.0005	<0.0005	<0.0005	<0.0005	<0.0005		
2/18/2026						<0.0005	<0.0005

ND substitution: RL or RL/2 if <15% NDs.

Time Series

Constituent: Thallium (mg/L) Analysis Run 5/13/2026 1:19 PM

Plant Yates Client: Southern Company Data: Yates AP-2

	YGWC-27I	YGWC-27S	YGWC-28I	YGWC-28S	YGWC-29IB
6/8/2016	<0.0005	0.00012 (J)			
6/9/2016			<0.0005	<0.0005	<0.0005
8/1/2016	<0.0005	0.0001 (J)			
8/2/2016			<0.0005	<0.0005	<0.0005
9/20/2016	<0.0005	<0.0005			
9/21/2016			<0.0005	<0.0005	<0.0005
11/7/2016	<0.0005	<0.0005		<0.0005	<0.0005
11/8/2016			<0.0005		
1/18/2017	<0.0005		<0.0005	<0.0005	
1/19/2017		<0.0005			<0.0005
2/21/2017				<0.0005	
2/22/2017		<0.0005	<0.0005		<0.0005
2/23/2017	<0.0005				
5/5/2017			<0.0005	<0.0005	
5/8/2017	<0.0005	0.0001 (J)			<0.0005
6/30/2017	<0.0005	0.0001 (J)			
7/5/2017			<0.0005		<0.0005
7/7/2017				<0.0005	
3/29/2018	<0.0005	<0.0005			<0.0005
3/30/2018			<0.0005	<0.0005	
2/27/2019	<0.0005	<0.0005	<0.0005	<0.0005	<0.0005
2/13/2020	<0.0005	0.0001 (J)	<0.0005	<0.0005	<0.0005
3/19/2020			<0.0005	<0.0005	
3/20/2020	<0.0005	0.00011 (J)			<0.0005
9/24/2020	<0.0005	<0.0005	<0.0005	<0.0005	<0.0005
2/10/2021	<0.0005	<0.0005			
2/11/2021			<0.0005		
2/12/2021				<0.0005	<0.0005
2/8/2022		<0.0005	<0.0005	<0.0005	<0.0005
2/10/2022	<0.0005				
9/1/2022	<0.0005	<0.0005	<0.0005	<0.0005	<0.0005
2/8/2023					0.00021 (J)
2/9/2023	<0.0005	<0.0005	<0.0005	<0.0005	
8/2/2023					<0.0005
8/16/2023			<0.0005	<0.0005	
8/17/2023	<0.0005	<0.0005			
2/21/2024	<0.0005	<0.0005	<0.0005	<0.0005	
2/22/2024					<0.0005
8/21/2024	<0.0005				
8/22/2024		<0.0005	<0.0005	<0.0005	<0.0005
2/26/2025	<0.0005		<0.0005	<0.0005	<0.0005
2/27/2025		<0.0005			
8/13/2025				<0.0005	<0.0005
8/14/2025	<0.0005	<0.0005	<0.0005		
2/18/2026	<0.0005	<0.0005			<0.0005
2/19/2026			<0.0005	<0.0005	

ND substitution: RL or RL/2 if <15% NDs.

FIGURE B.

Sanitas™ v.10.1.06 Software licensed to Groundwater Stats Consulting. UG

Box & Whiskers Plot

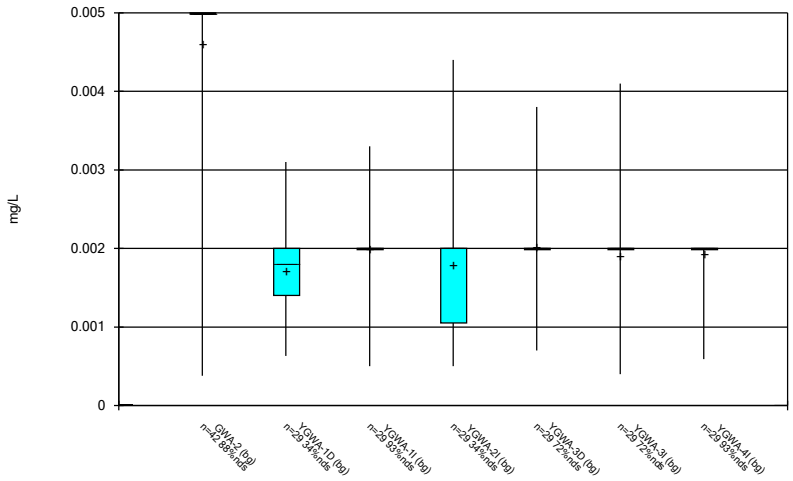

Constituent: Arsenic Analysis Run 5/13/2026 1:19 PM

Plant Yates Client: Southern Company Data: Yates AP-2

Sanitas™ v.10.1.06 Software licensed to Groundwater Stats Consulting. UG

Box & Whiskers Plot

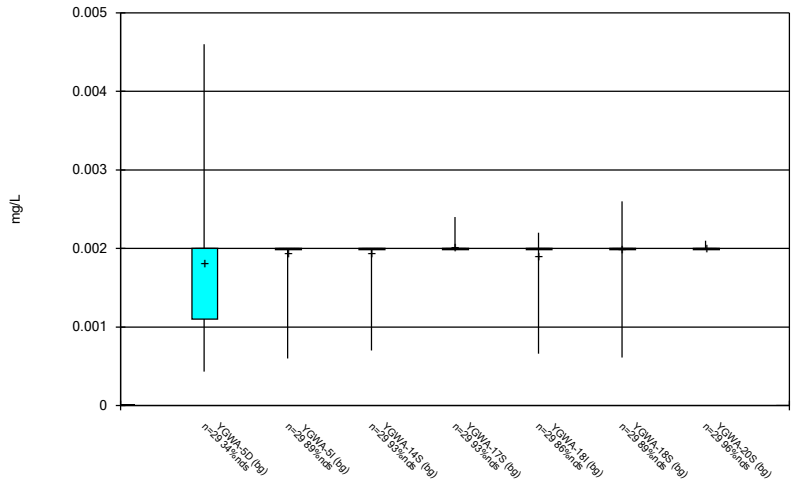

Constituent: Arsenic Analysis Run 5/13/2026 1:19 PM

Plant Yates Client: Southern Company Data: Yates AP-2

Sanitas™ v.10.1.06 Software licensed to Groundwater Stats Consulting. UG

Box & Whiskers Plot

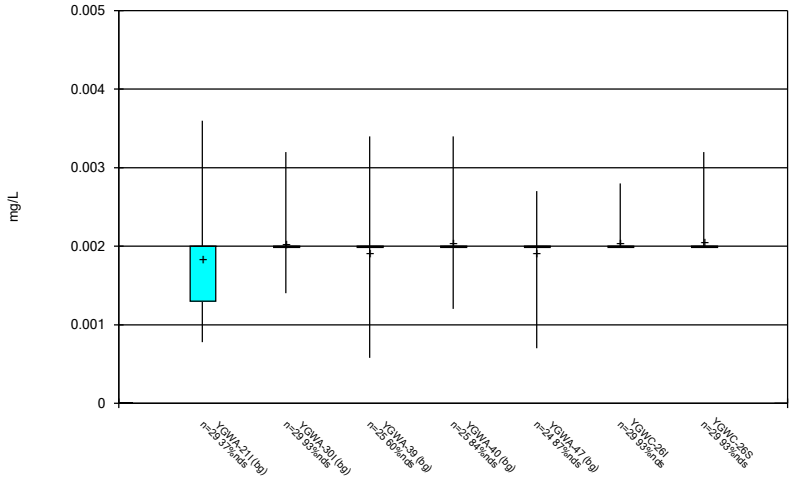

Constituent: Arsenic Analysis Run 5/13/2026 1:19 PM

Plant Yates Client: Southern Company Data: Yates AP-2

Sanitas™ v.10.1.06 Software licensed to Groundwater Stats Consulting. UG

Box & Whiskers Plot

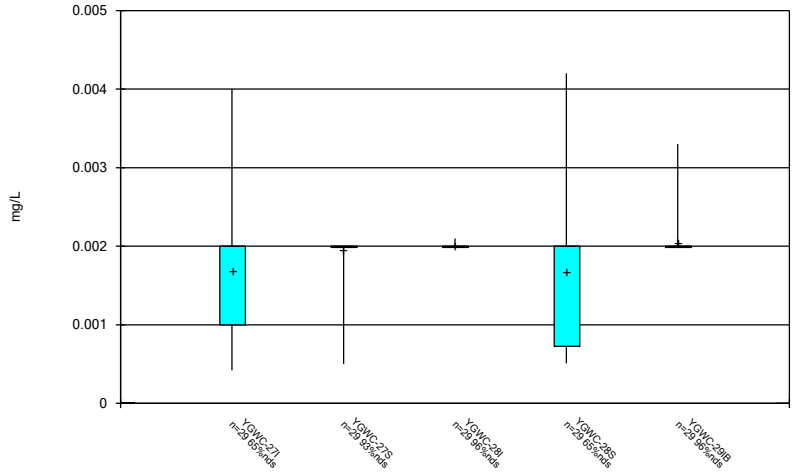

Constituent: Arsenic Analysis Run 5/13/2026 1:19 PM

Plant Yates Client: Southern Company Data: Yates AP-2

Sanitas™ v.10.1.06 Software licensed to Groundwater Stats Consulting. UG

Box & Whiskers Plot

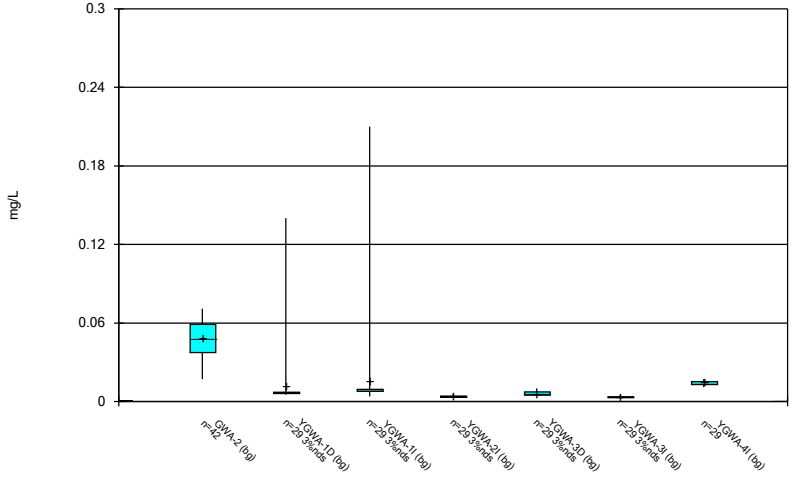

Constituent: Barium Analysis Run 5/13/2026 1:19 PM

Plant Yates Client: Southern Company Data: Yates AP-2

Sanitas™ v.10.1.06 Software licensed to Groundwater Stats Consulting. UG

Box & Whiskers Plot

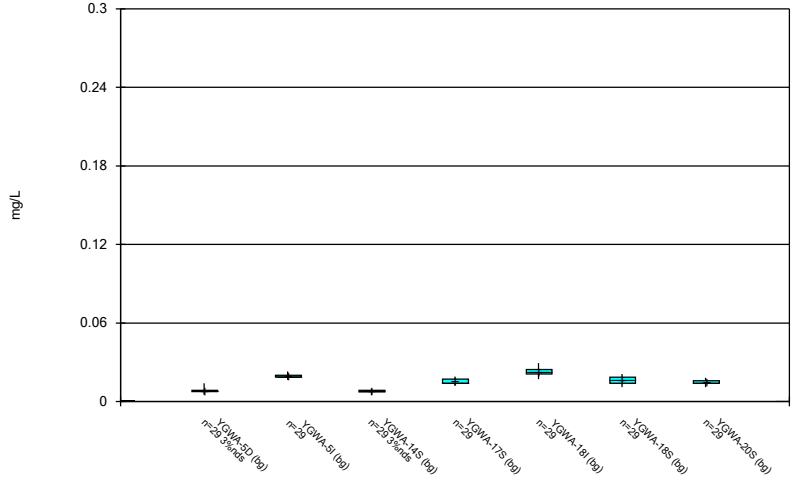

Constituent: Barium Analysis Run 5/13/2026 1:19 PM

Plant Yates Client: Southern Company Data: Yates AP-2

Sanitas™ v.10.1.06 Software licensed to Groundwater Stats Consulting. UG

Box & Whiskers Plot

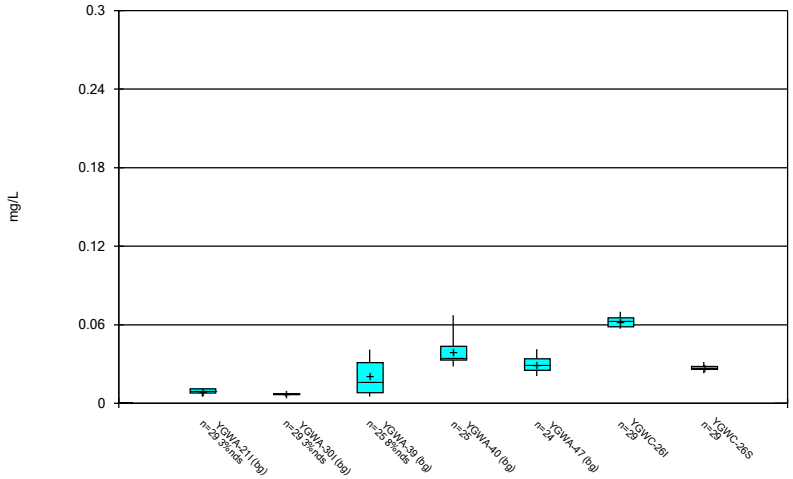

Constituent: Barium Analysis Run 5/13/2026 1:19 PM

Plant Yates Client: Southern Company Data: Yates AP-2

Sanitas™ v.10.1.06 Software licensed to Groundwater Stats Consulting. UG

Box & Whiskers Plot

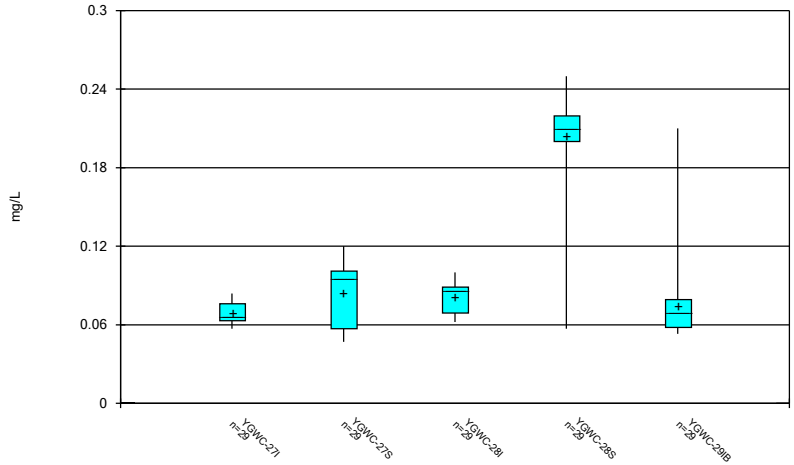

Constituent: Barium Analysis Run 5/13/2026 1:19 PM

Plant Yates Client: Southern Company Data: Yates AP-2

Sanitas™ v.10.1.06 Software licensed to Groundwater Stats Consulting. UG

Box & Whiskers Plot

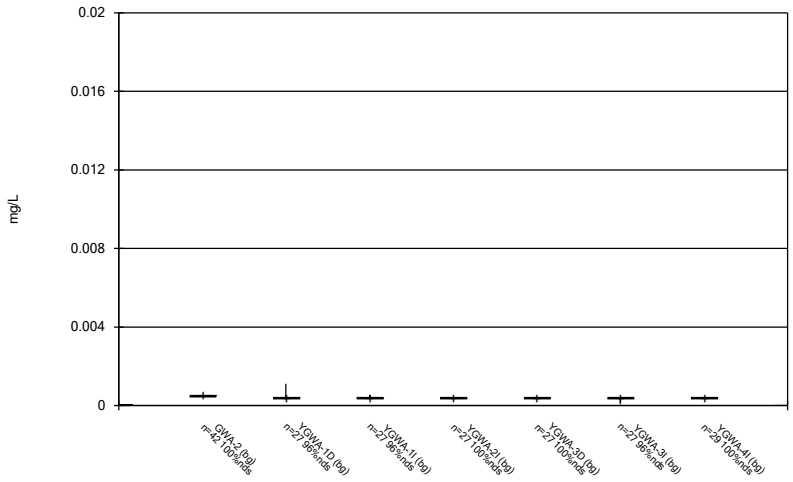

Constituent: Beryllium Analysis Run 5/13/2026 1:19 PM

Plant Yates Client: Southern Company Data: Yates AP-2

Sanitas™ v.10.1.06 Software licensed to Groundwater Stats Consulting. UG

Box & Whiskers Plot

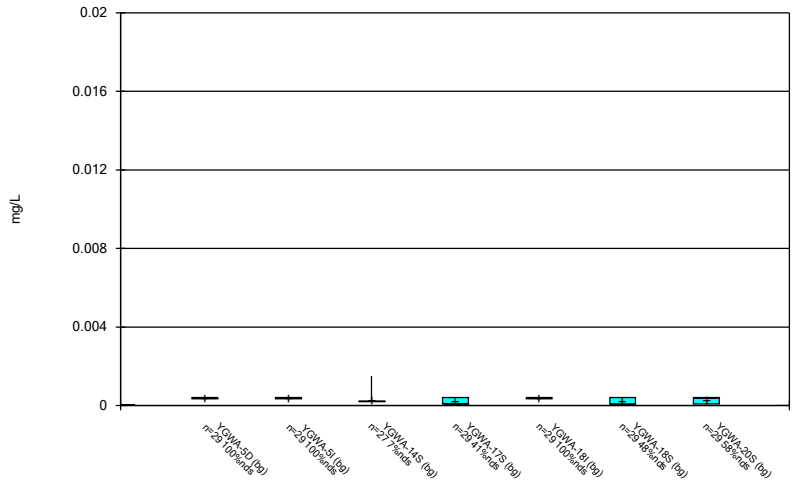

Constituent: Beryllium Analysis Run 5/13/2026 1:19 PM

Plant Yates Client: Southern Company Data: Yates AP-2

Sanitas™ v.10.1.06 Software licensed to Groundwater Stats Consulting. UG

Box & Whiskers Plot

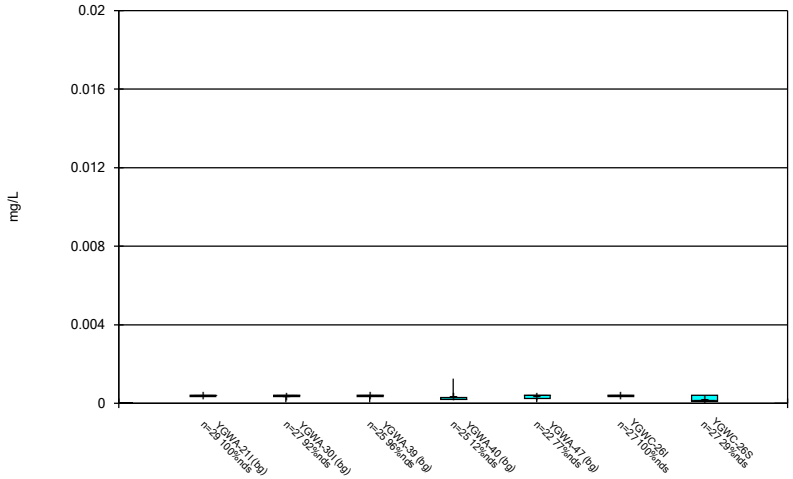

Constituent: Beryllium Analysis Run 5/13/2026 1:19 PM

Plant Yates Client: Southern Company Data: Yates AP-2

Sanitas™ v.10.1.06 Software licensed to Groundwater Stats Consulting. UG

Box & Whiskers Plot

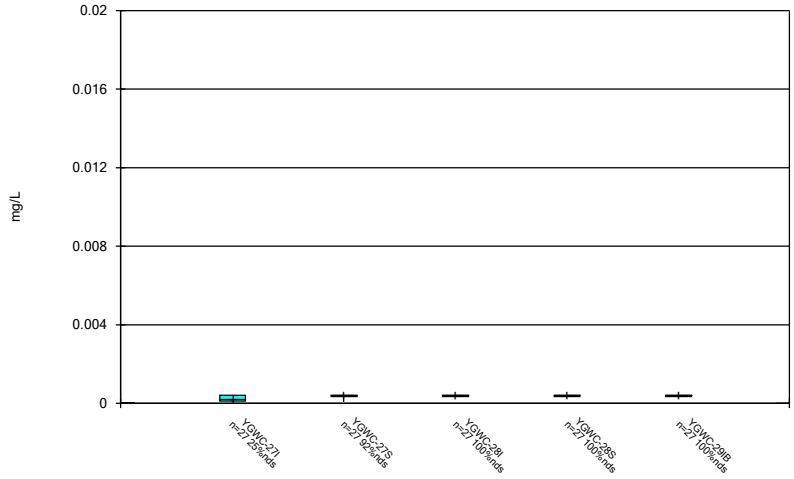

Constituent: Beryllium Analysis Run 5/13/2026 1:20 PM

Plant Yates Client: Southern Company Data: Yates AP-2

Sanitas™ v.10.1.06 Software licensed to Groundwater Stats Consulting. UG

Box & Whiskers Plot

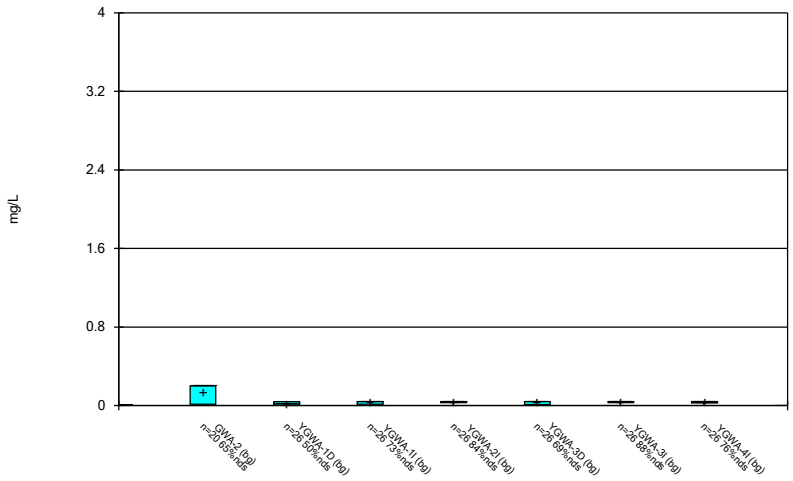

Constituent: Boron Analysis Run 5/13/2026 1:20 PM

Plant Yates Client: Southern Company Data: Yates AP-2

Sanitas™ v.10.1.06 Software licensed to Groundwater Stats Consulting. UG

Box & Whiskers Plot

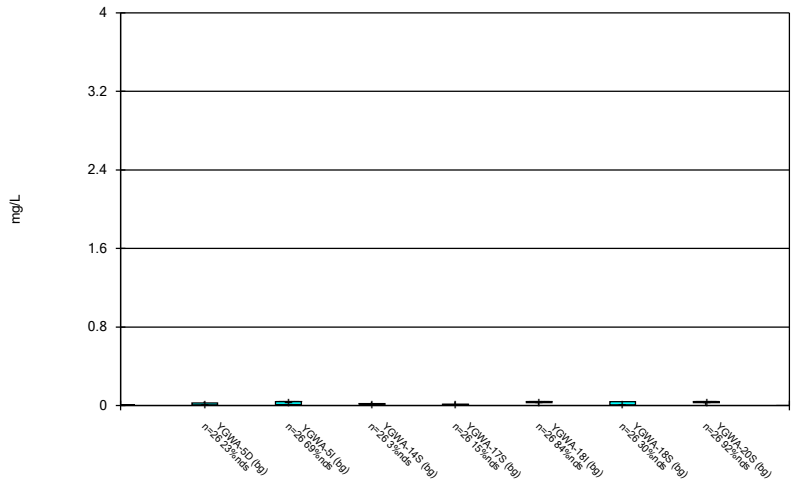

Constituent: Boron Analysis Run 5/13/2026 1:20 PM

Plant Yates Client: Southern Company Data: Yates AP-2

Sanitas™ v.10.1.06 Software licensed to Groundwater Stats Consulting. UG

Box & Whiskers Plot

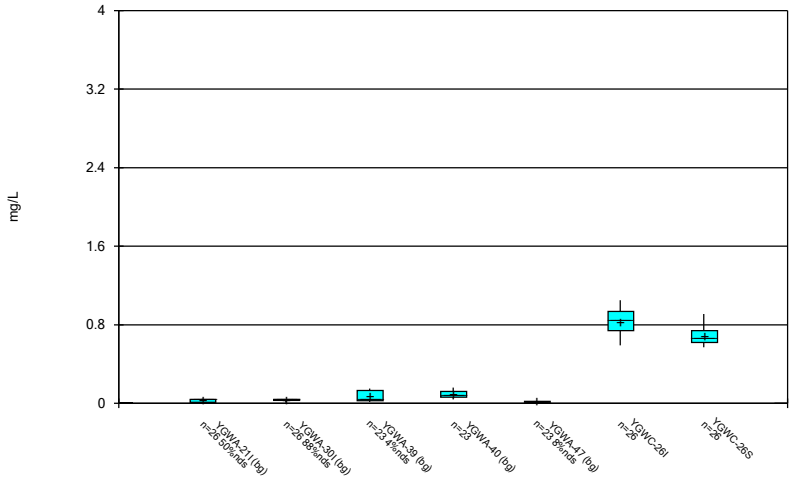

Constituent: Boron Analysis Run 5/13/2026 1:20 PM

Plant Yates Client: Southern Company Data: Yates AP-2

Sanitas™ v.10.1.06 Software licensed to Groundwater Stats Consulting. UG

Box & Whiskers Plot

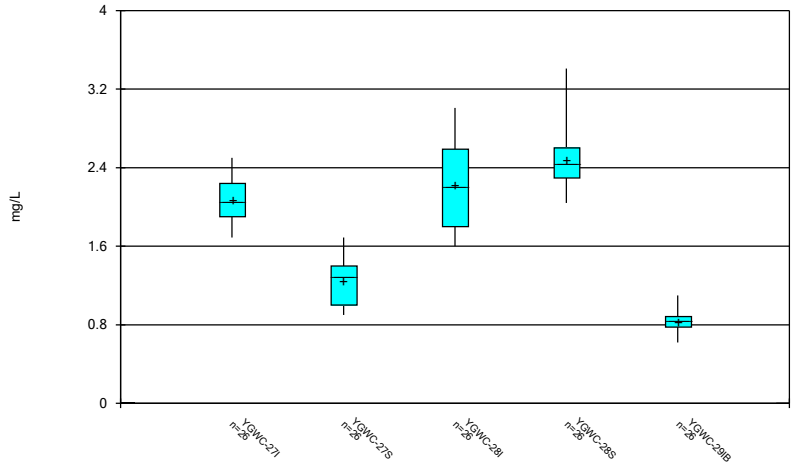

Constituent: Boron Analysis Run 5/13/2026 1:20 PM

Plant Yates Client: Southern Company Data: Yates AP-2

Sanitas™ v.10.1.06 Software licensed to Groundwater Stats Consulting. UG

Box & Whiskers Plot

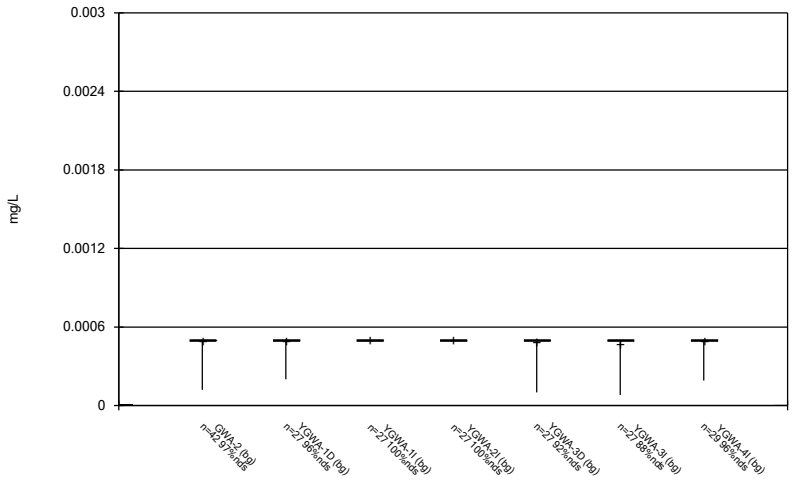

Constituent: Cadmium Analysis Run 5/13/2026 1:20 PM

Plant Yates Client: Southern Company Data: Yates AP-2

Sanitas™ v.10.1.06 Software licensed to Groundwater Stats Consulting. UG

Box & Whiskers Plot

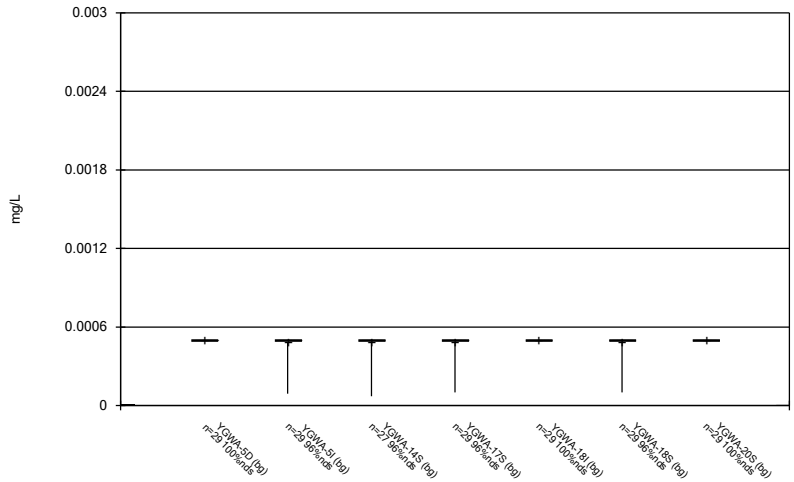

Constituent: Cadmium Analysis Run 5/13/2026 1:20 PM

Plant Yates Client: Southern Company Data: Yates AP-2

Sanitas™ v.10.1.06 Software licensed to Groundwater Stats Consulting. UG

Box & Whiskers Plot

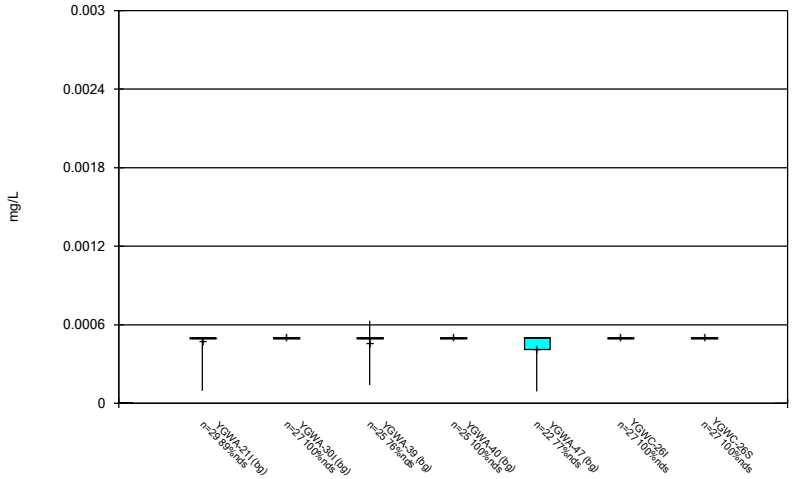

Constituent: Cadmium Analysis Run 5/13/2026 1:20 PM

Plant Yates Client: Southern Company Data: Yates AP-2

Sanitas™ v.10.1.06 Software licensed to Groundwater Stats Consulting. UG

Box & Whiskers Plot

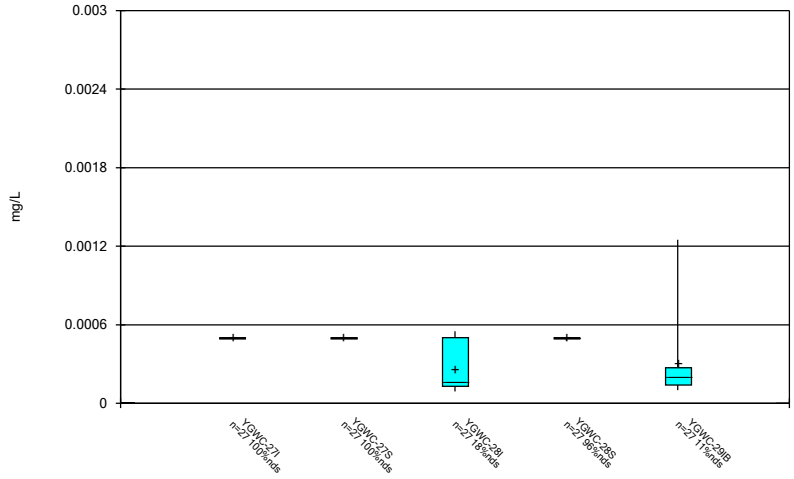

Constituent: Cadmium Analysis Run 5/13/2026 1:20 PM

Plant Yates Client: Southern Company Data: Yates AP-2

Sanitas™ v.10.1.06 Software licensed to Groundwater Stats Consulting. UG

Box & Whiskers Plot

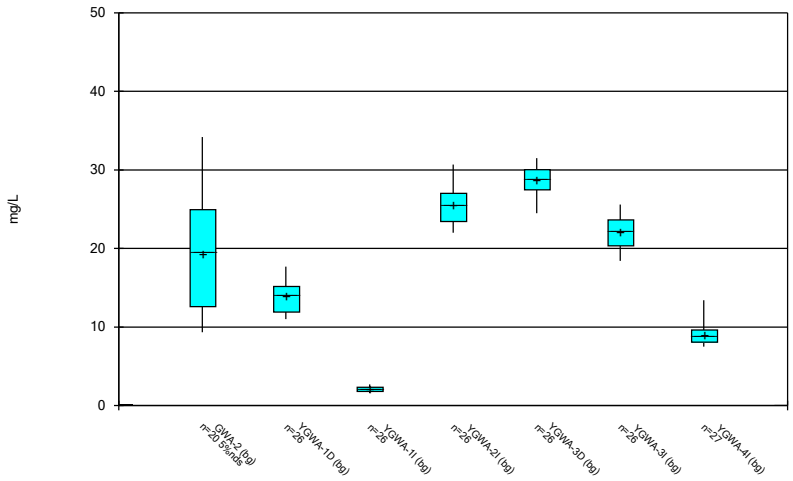

Constituent: Calcium Analysis Run 5/13/2026 1:20 PM

Plant Yates Client: Southern Company Data: Yates AP-2

Sanitas™ v.10.1.06 Software licensed to Groundwater Stats Consulting. UG

Box & Whiskers Plot

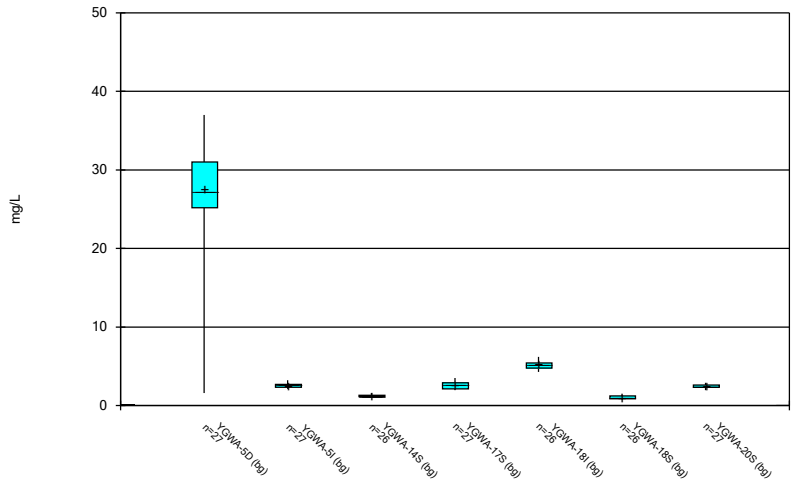

Constituent: Calcium Analysis Run 5/13/2026 1:20 PM

Plant Yates Client: Southern Company Data: Yates AP-2

Sanitas™ v.10.1.06 Software licensed to Groundwater Stats Consulting. UG

Box & Whiskers Plot

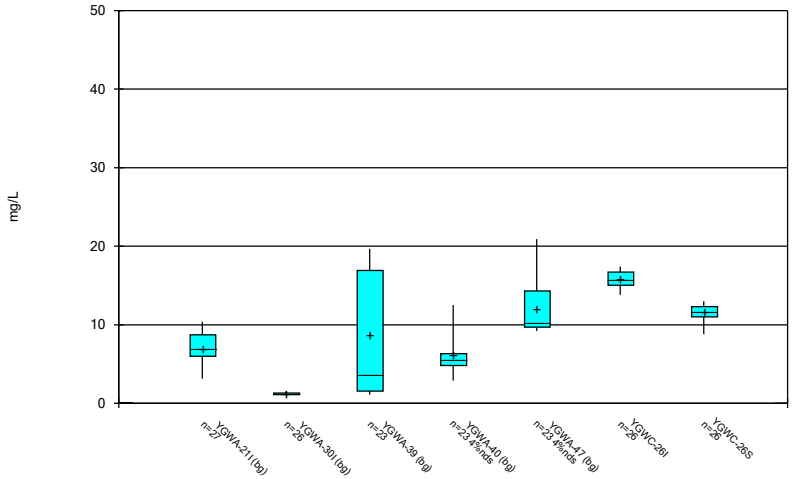

Constituent: Calcium Analysis Run 5/13/2026 1:20 PM

Plant Yates Client: Southern Company Data: Yates AP-2

Sanitas™ v.10.1.06 Software licensed to Groundwater Stats Consulting. UG

Box & Whiskers Plot

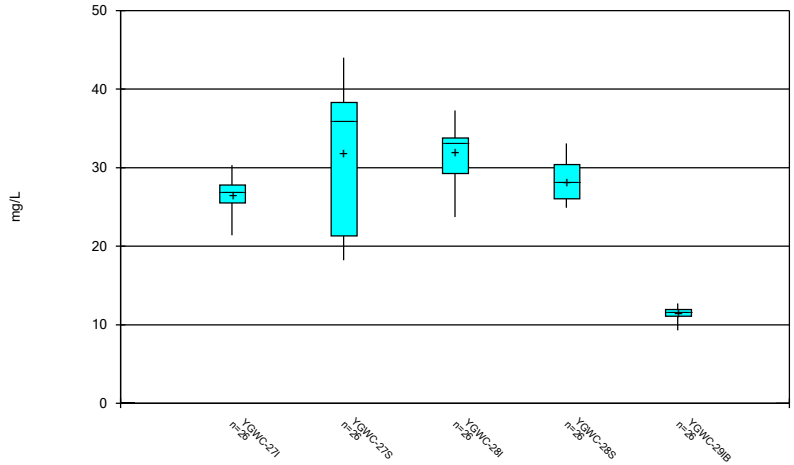

Constituent: Calcium Analysis Run 5/13/2026 1:20 PM

Plant Yates Client: Southern Company Data: Yates AP-2

Sanitas™ v.10.1.06 Software licensed to Groundwater Stats Consulting. UG

Box & Whiskers Plot

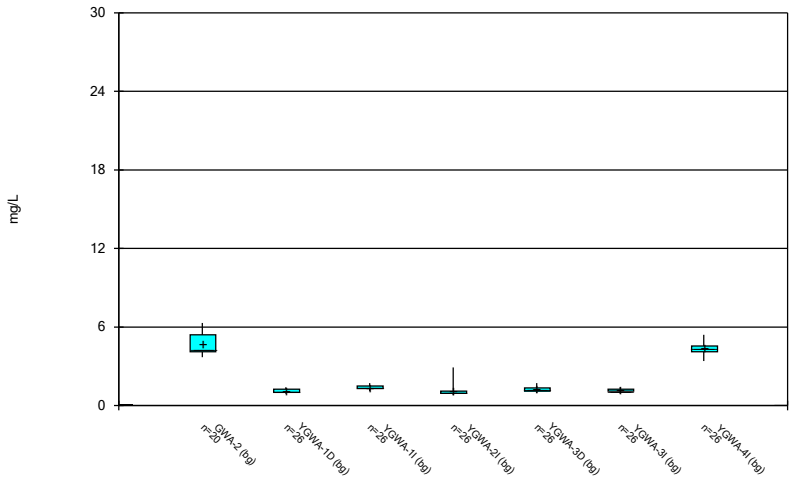

Constituent: Chloride Analysis Run 5/13/2026 1:20 PM

Plant Yates Client: Southern Company Data: Yates AP-2

Sanitas™ v.10.1.06 Software licensed to Groundwater Stats Consulting. UG

Box & Whiskers Plot

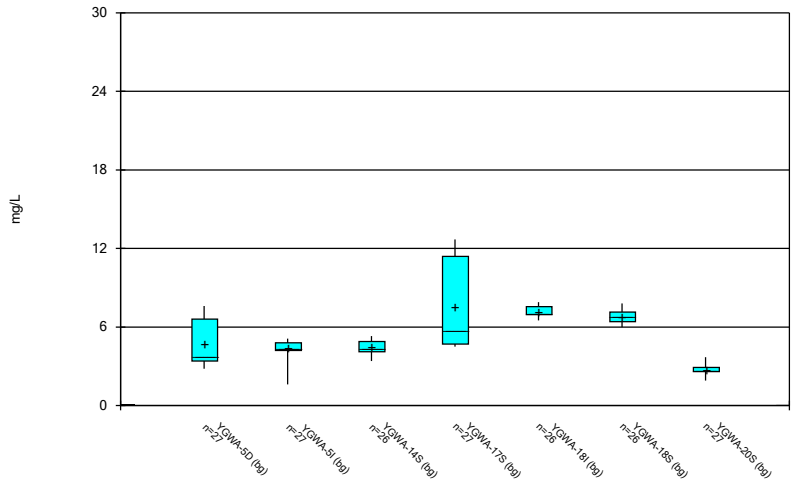

Constituent: Chloride Analysis Run 5/13/2026 1:20 PM

Plant Yates Client: Southern Company Data: Yates AP-2

Sanitas™ v.10.1.06 Software licensed to Groundwater Stats Consulting. UG

Box & Whiskers Plot

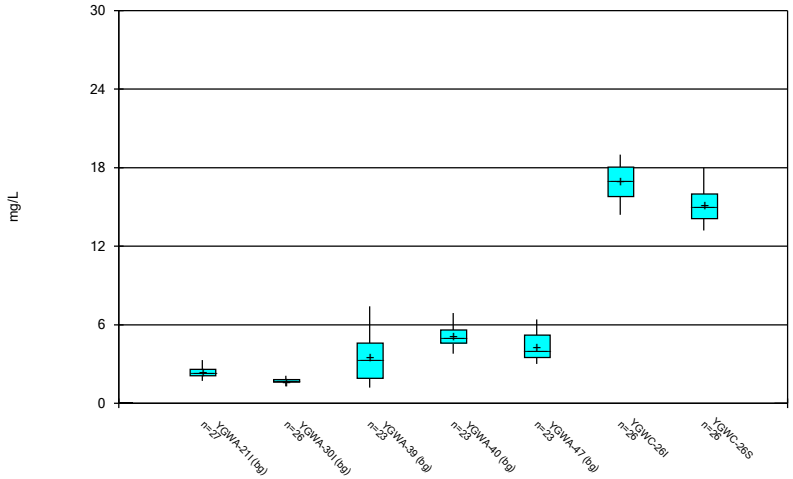

Constituent: Chloride Analysis Run 5/13/2026 1:20 PM

Plant Yates Client: Southern Company Data: Yates AP-2

Sanitas™ v.10.1.06 Software licensed to Groundwater Stats Consulting. UG

Box & Whiskers Plot

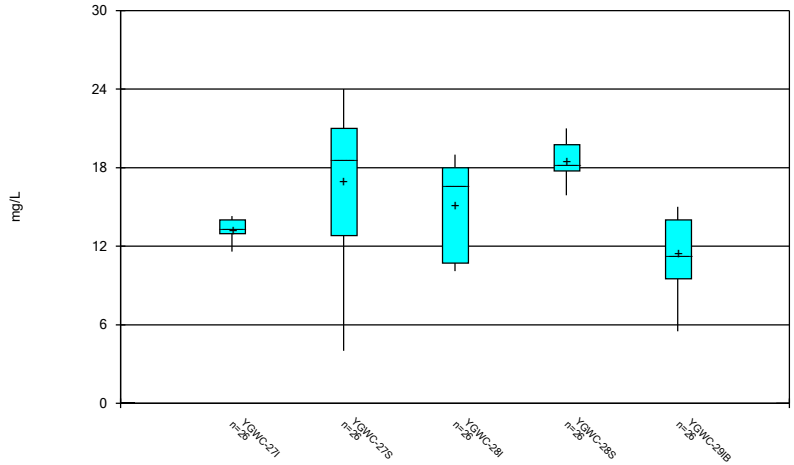

Constituent: Chloride Analysis Run 5/13/2026 1:20 PM

Plant Yates Client: Southern Company Data: Yates AP-2

Sanitas™ v.10.1.06 Software licensed to Groundwater Stats Consulting. UG

Box & Whiskers Plot

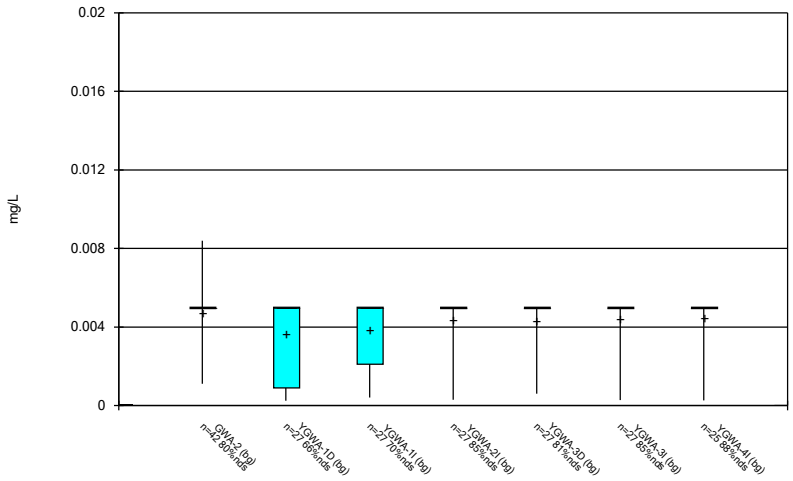

Constituent: Chromium Analysis Run 5/13/2026 1:20 PM

Plant Yates Client: Southern Company Data: Yates AP-2

Sanitas™ v.10.1.06 Software licensed to Groundwater Stats Consulting. UG

Box & Whiskers Plot

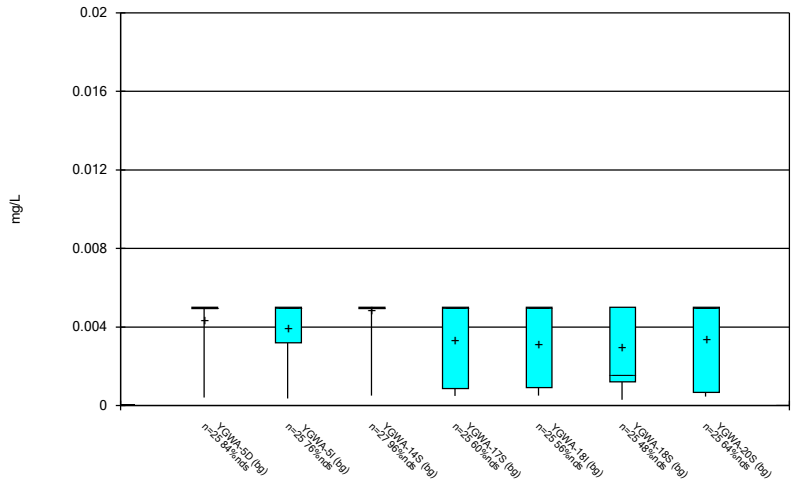

Constituent: Chromium Analysis Run 5/13/2026 1:20 PM

Plant Yates Client: Southern Company Data: Yates AP-2

Sanitas™ v.10.1.06 Software licensed to Groundwater Stats Consulting. UG

Box & Whiskers Plot

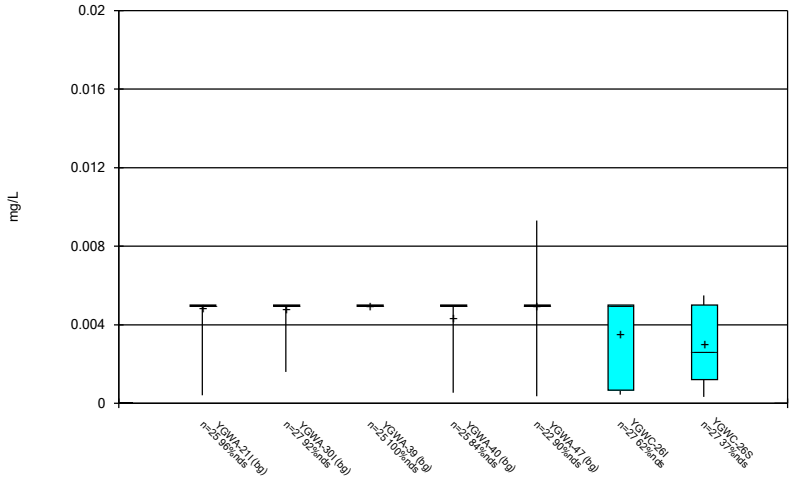

Constituent: Chromium Analysis Run 5/13/2026 1:20 PM

Plant Yates Client: Southern Company Data: Yates AP-2

Sanitas™ v.10.1.06 Software licensed to Groundwater Stats Consulting. UG

Box & Whiskers Plot

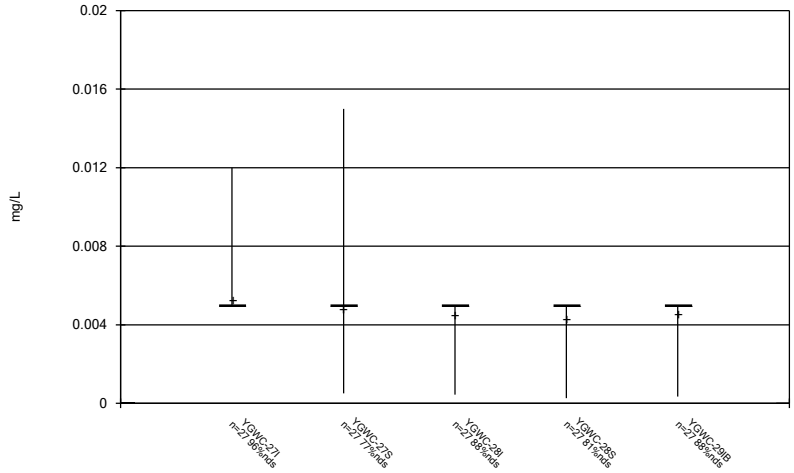

Constituent: Chromium Analysis Run 5/13/2026 1:20 PM

Plant Yates Client: Southern Company Data: Yates AP-2

Sanitas™ v.10.1.06 Software licensed to Groundwater Stats Consulting. UG

Box & Whiskers Plot

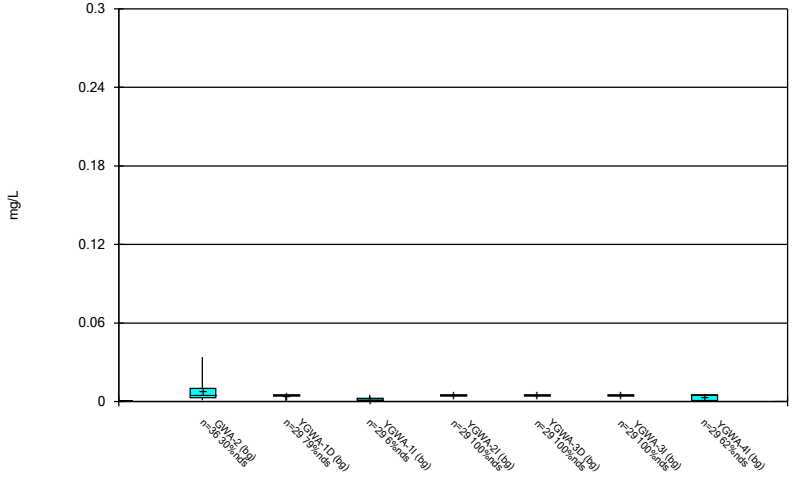

Constituent: Cobalt Analysis Run 5/13/2026 1:20 PM

Plant Yates Client: Southern Company Data: Yates AP-2

Sanitas™ v.10.1.06 Software licensed to Groundwater Stats Consulting. UG

Box & Whiskers Plot

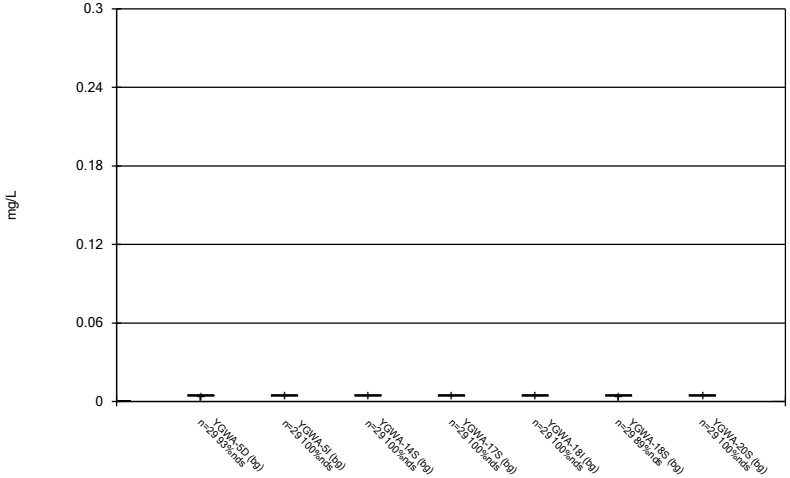

Constituent: Cobalt Analysis Run 5/13/2026 1:20 PM

Plant Yates Client: Southern Company Data: Yates AP-2

Sanitas™ v.10.1.06 Software licensed to Groundwater Stats Consulting. UG

Box & Whiskers Plot

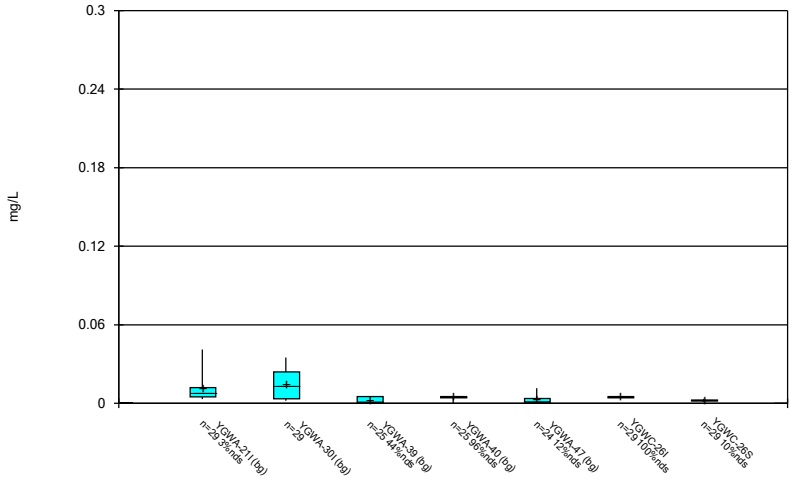

Constituent: Cobalt Analysis Run 5/13/2026 1:20 PM

Plant Yates Client: Southern Company Data: Yates AP-2

Sanitas™ v.10.1.06 Software licensed to Groundwater Stats Consulting. UG

Box & Whiskers Plot

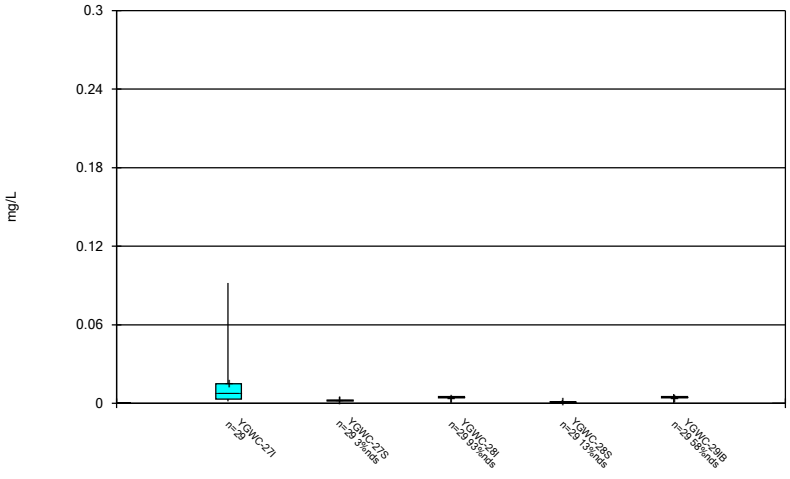

Constituent: Cobalt Analysis Run 5/13/2026 1:20 PM

Plant Yates Client: Southern Company Data: Yates AP-2

Sanitas™ v.10.1.06 Software licensed to Groundwater Stats Consulting. UG

Box & Whiskers Plot

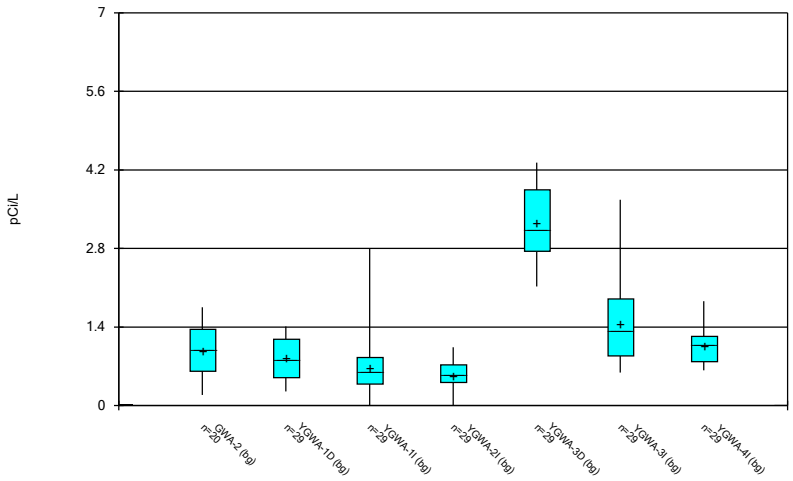

Constituent: Combined Radium 226 + 228 Analysis Run 5/13/2026 1:20 PM

Plant Yates Client: Southern Company Data: Yates AP-2

Sanitas™ v.10.1.06 Software licensed to Groundwater Stats Consulting. UG

Box & Whiskers Plot

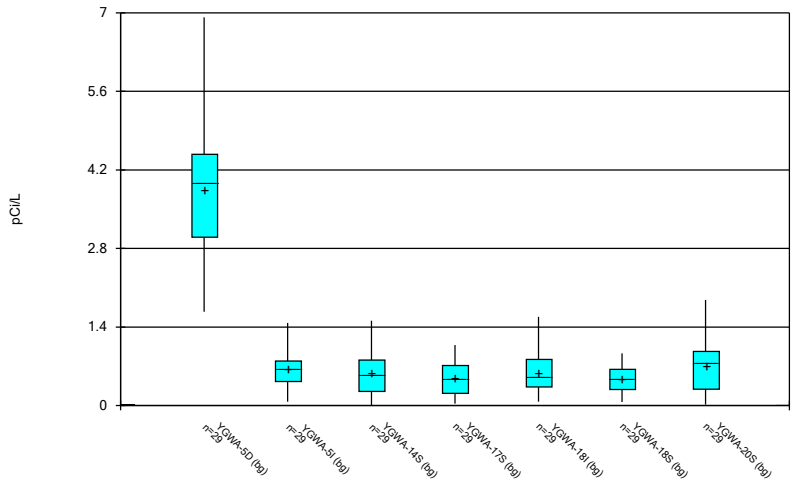

Constituent: Combined Radium 226 + 228 Analysis Run 5/13/2026 1:20 PM

Plant Yates Client: Southern Company Data: Yates AP-2

Sanitas™ v.10.1.06 Software licensed to Groundwater Stats Consulting. UG

Box & Whiskers Plot

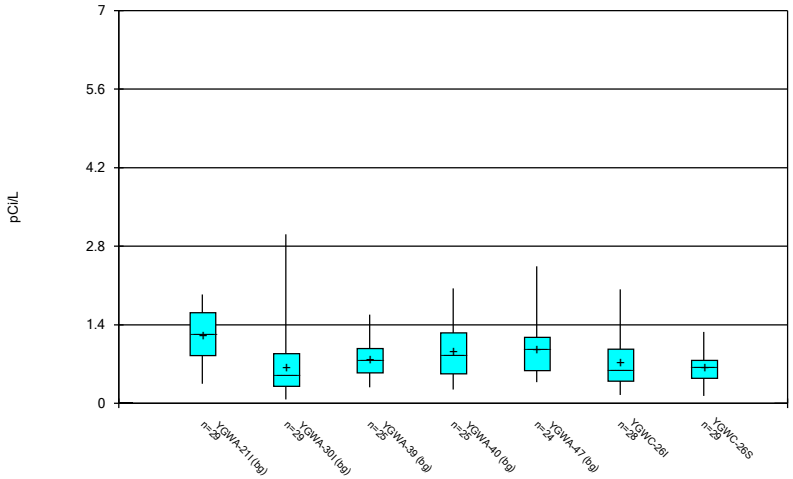

Constituent: Combined Radium 226 + 228 Analysis Run 5/13/2026 1:20 PM

Plant Yates Client: Southern Company Data: Yates AP-2

Sanitas™ v.10.1.06 Software licensed to Groundwater Stats Consulting. UG

Box & Whiskers Plot

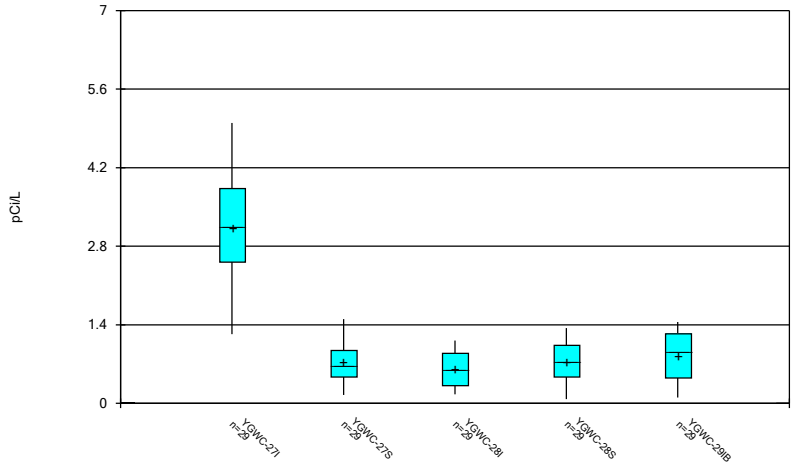

Constituent: Combined Radium 226 + 228 Analysis Run 5/13/2026 1:20 PM

Plant Yates Client: Southern Company Data: Yates AP-2

Sanitas™ v.10.1.06 Software licensed to Groundwater Stats Consulting. UG

Box & Whiskers Plot

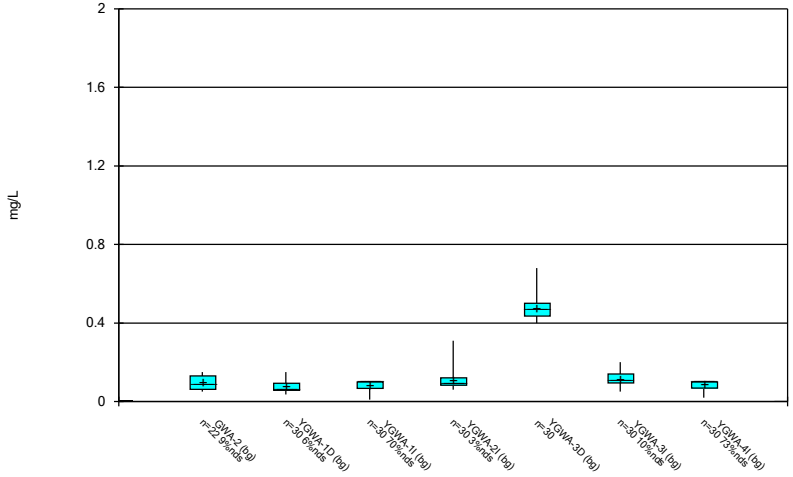

Constituent: Fluoride Analysis Run 5/13/2026 1:20 PM

Plant Yates Client: Southern Company Data: Yates AP-2

Sanitas™ v.10.1.06 Software licensed to Groundwater Stats Consulting. UG

Box & Whiskers Plot

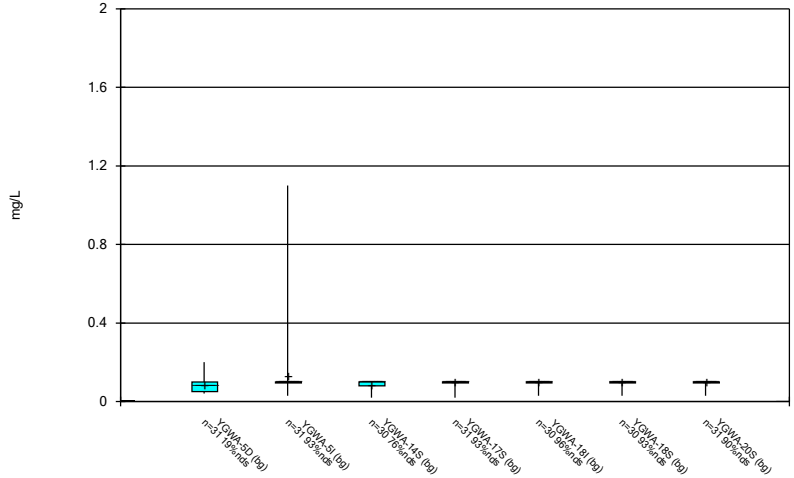

Constituent: Fluoride Analysis Run 5/13/2026 1:20 PM

Plant Yates Client: Southern Company Data: Yates AP-2

Sanitas™ v.10.1.06 Software licensed to Groundwater Stats Consulting. UG

Box & Whiskers Plot

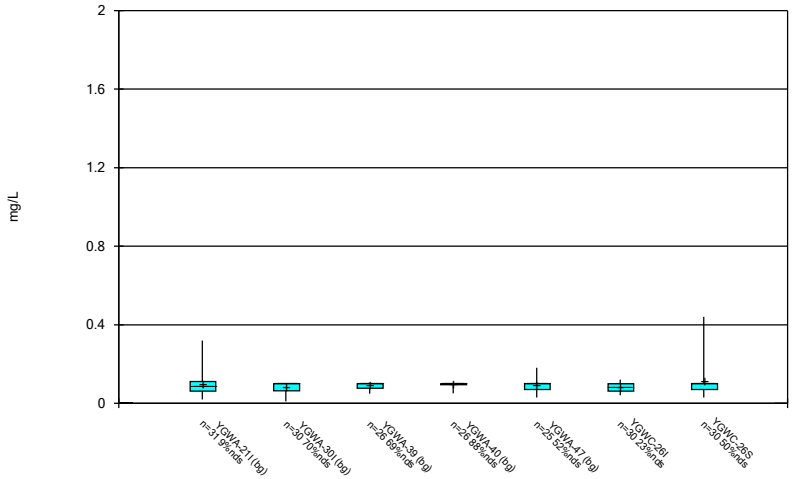

Constituent: Fluoride Analysis Run 5/13/2026 1:20 PM

Plant Yates Client: Southern Company Data: Yates AP-2

Sanitas™ v.10.1.06 Software licensed to Groundwater Stats Consulting. UG

Box & Whiskers Plot

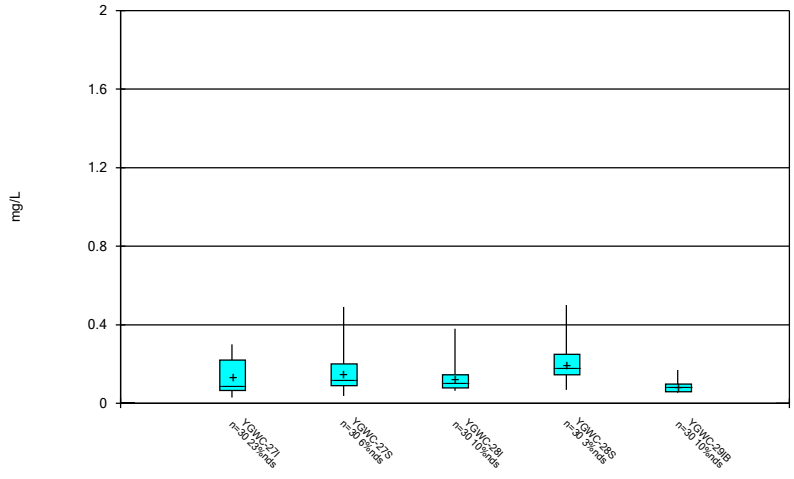

Constituent: Fluoride Analysis Run 5/13/2026 1:20 PM

Plant Yates Client: Southern Company Data: Yates AP-2

Sanitas™ v.10.1.06 Software licensed to Groundwater Stats Consulting. UG

Box & Whiskers Plot

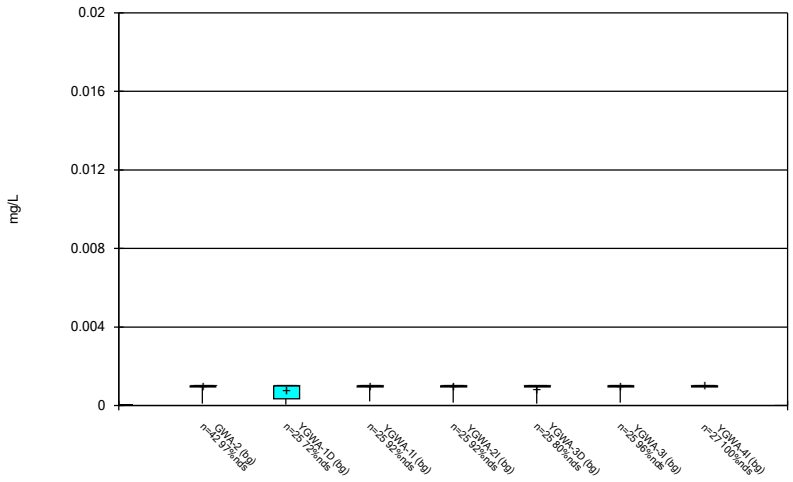

Constituent: Lead Analysis Run 5/13/2026 1:20 PM

Plant Yates Client: Southern Company Data: Yates AP-2

Sanitas™ v.10.1.06 Software licensed to Groundwater Stats Consulting. UG

Box & Whiskers Plot

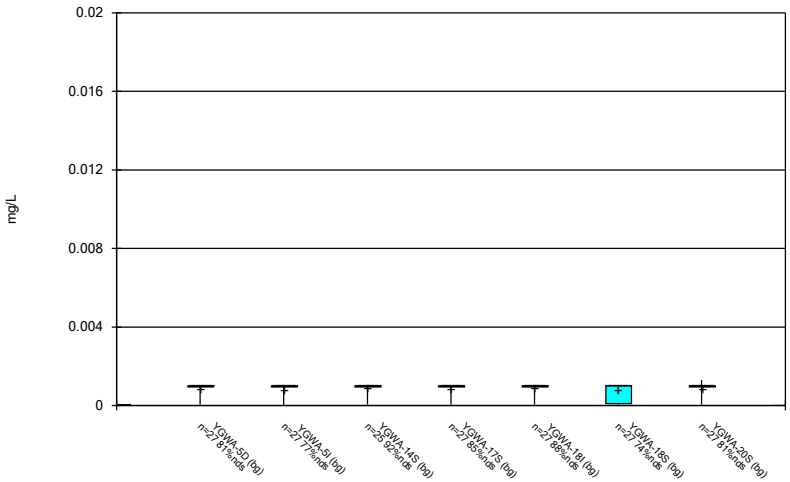

Constituent: Lead Analysis Run 5/13/2026 1:20 PM

Plant Yates Client: Southern Company Data: Yates AP-2

Sanitas™ v.10.1.06 Software licensed to Groundwater Stats Consulting. UG

Box & Whiskers Plot

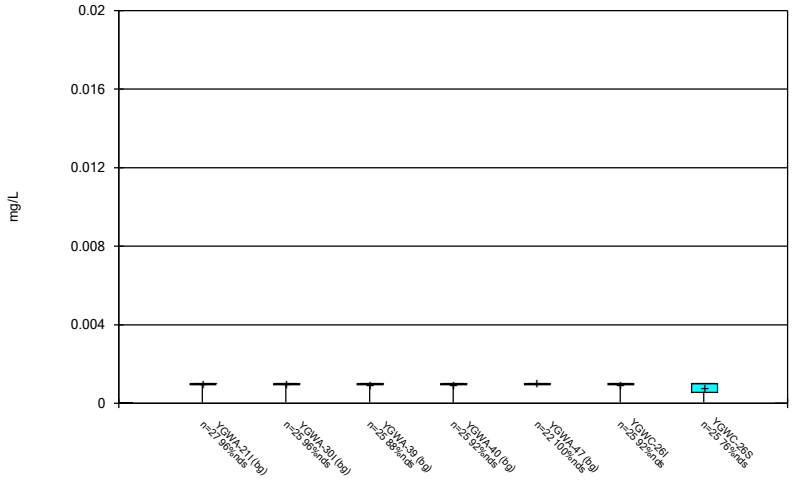

Constituent: Lead Analysis Run 5/13/2026 1:20 PM

Plant Yates Client: Southern Company Data: Yates AP-2

Sanitas™ v.10.1.06 Software licensed to Groundwater Stats Consulting. UG

Box & Whiskers Plot

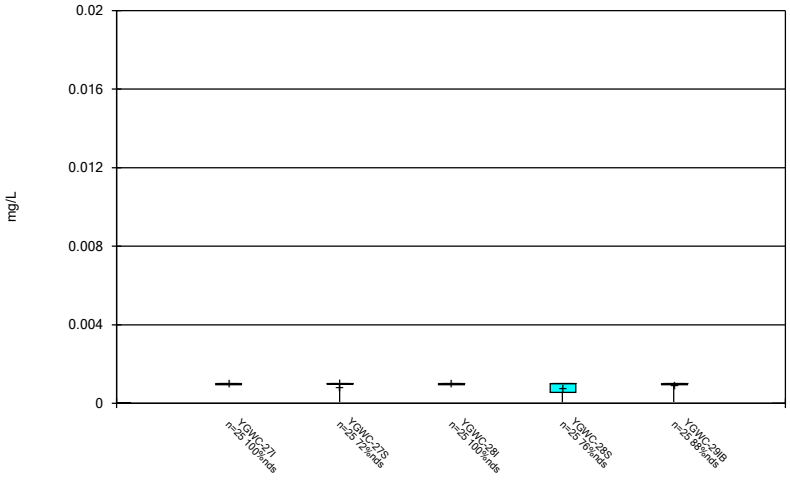

Constituent: Lead Analysis Run 5/13/2026 1:20 PM

Plant Yates Client: Southern Company Data: Yates AP-2

Sanitas™ v.10.1.06 Software licensed to Groundwater Stats Consulting. UG

Box & Whiskers Plot

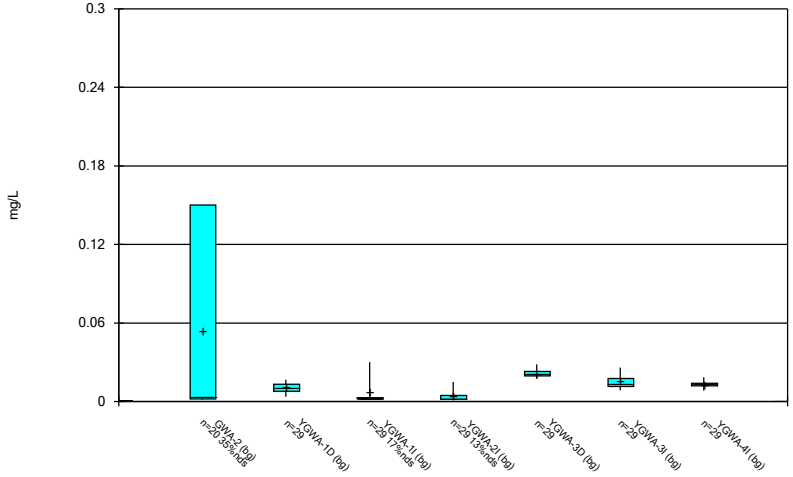

Constituent: Lithium Analysis Run 5/13/2026 1:20 PM

Plant Yates Client: Southern Company Data: Yates AP-2

Sanitas™ v.10.1.06 Software licensed to Groundwater Stats Consulting. UG

Box & Whiskers Plot

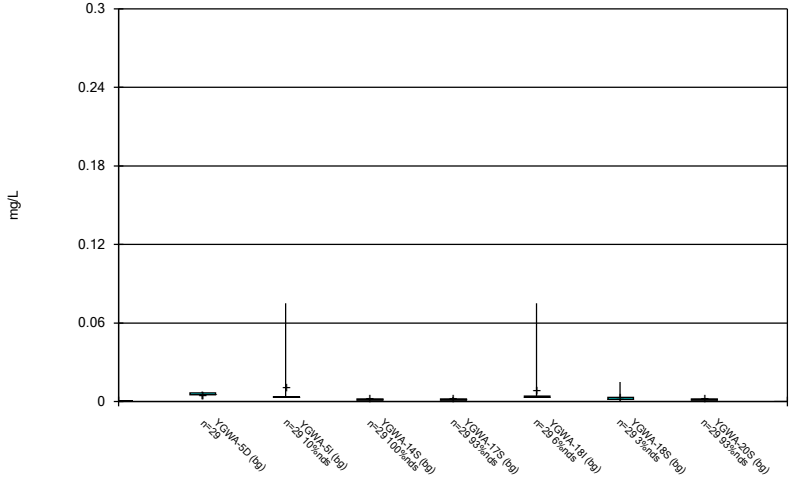

Constituent: Lithium Analysis Run 5/13/2026 1:20 PM

Plant Yates Client: Southern Company Data: Yates AP-2

Sanitas™ v.10.1.06 Software licensed to Groundwater Stats Consulting. UG

Box & Whiskers Plot

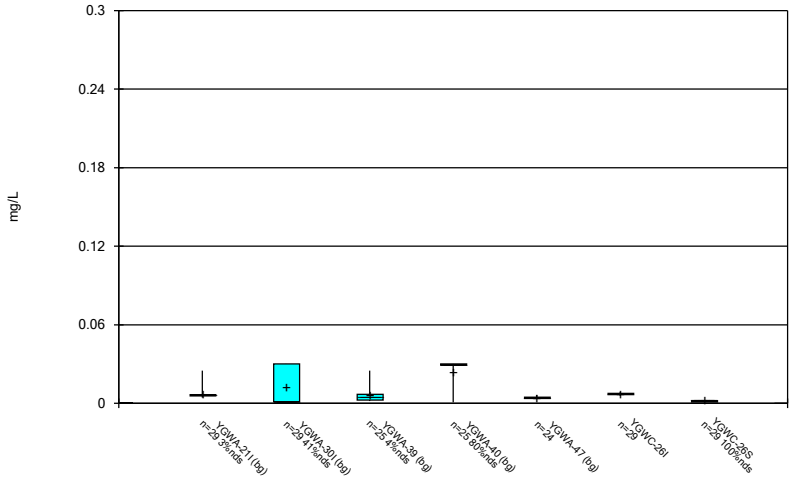

Constituent: Lithium Analysis Run 5/13/2026 1:20 PM

Plant Yates Client: Southern Company Data: Yates AP-2

Sanitas™ v.10.1.06 Software licensed to Groundwater Stats Consulting. UG

Box & Whiskers Plot

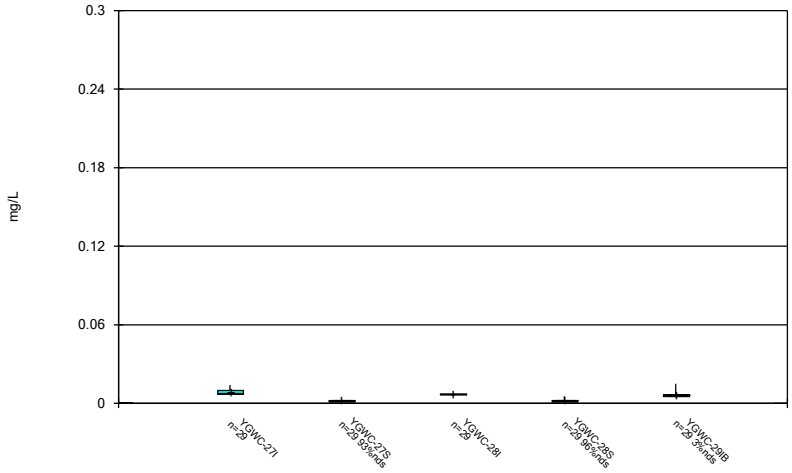

Constituent: Lithium Analysis Run 5/13/2026 1:20 PM

Plant Yates Client: Southern Company Data: Yates AP-2

Sanitas™ v.10.1.06 Software licensed to Groundwater Stats Consulting. UG

Box & Whiskers Plot

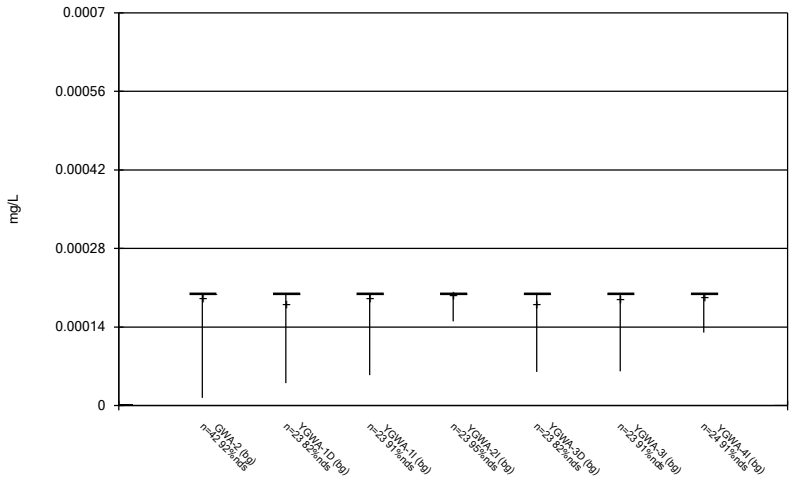

Constituent: Mercury Analysis Run 5/13/2026 1:20 PM

Plant Yates Client: Southern Company Data: Yates AP-2

Sanitas™ v.10.1.06 Software licensed to Groundwater Stats Consulting. UG

Box & Whiskers Plot

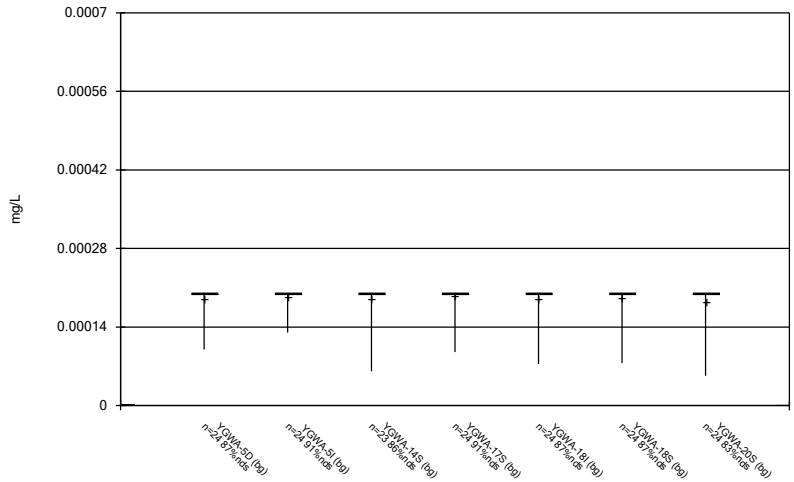

Constituent: Mercury Analysis Run 5/13/2026 1:20 PM

Plant Yates Client: Southern Company Data: Yates AP-2

Sanitas™ v.10.1.06 Software licensed to Groundwater Stats Consulting. UG

Box & Whiskers Plot

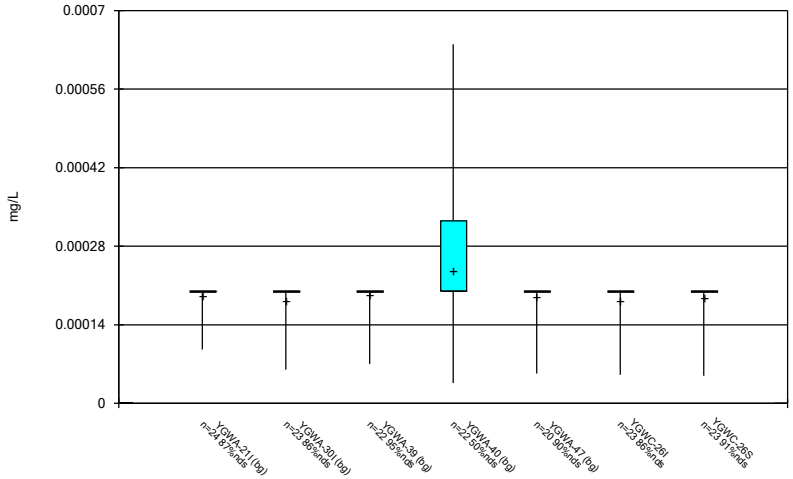

Constituent: Mercury Analysis Run 5/13/2026 1:20 PM

Plant Yates Client: Southern Company Data: Yates AP-2

Sanitas™ v.10.1.06 Software licensed to Groundwater Stats Consulting. UG

Box & Whiskers Plot

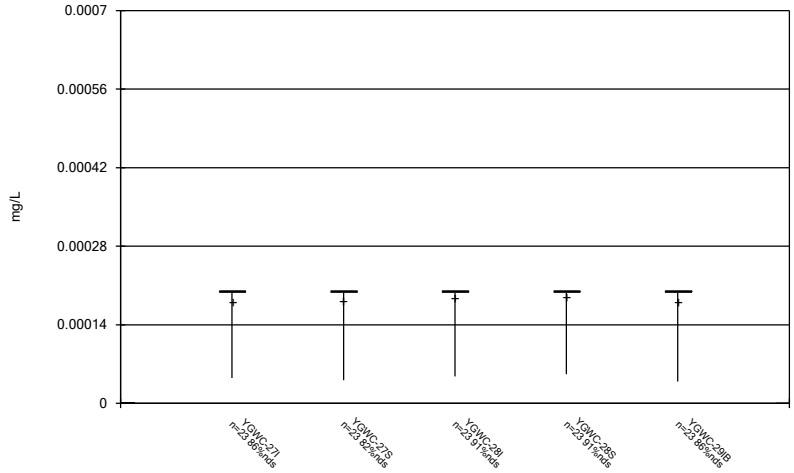

Constituent: Mercury Analysis Run 5/13/2026 1:20 PM

Plant Yates Client: Southern Company Data: Yates AP-2

Sanitas™ v.10.1.06 Software licensed to Groundwater Stats Consulting. UG

Box & Whiskers Plot

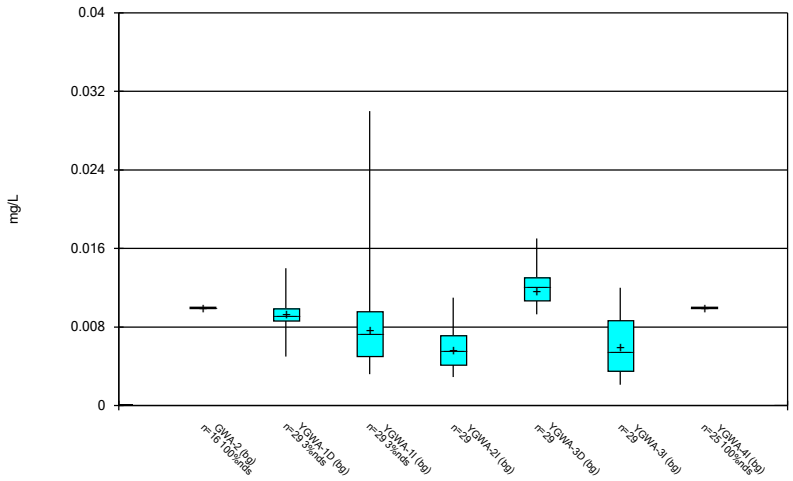

Constituent: Molybdenum Analysis Run 5/13/2026 1:20 PM

Plant Yates Client: Southern Company Data: Yates AP-2

Sanitas™ v.10.1.06 Software licensed to Groundwater Stats Consulting. UG

Box & Whiskers Plot

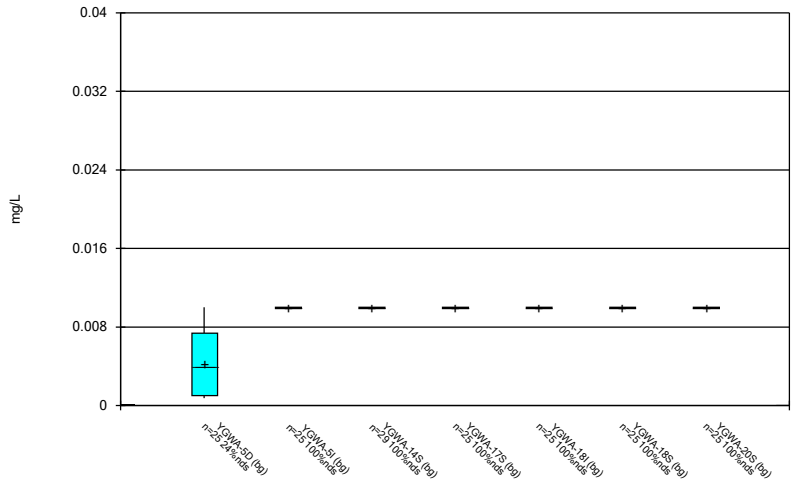

Constituent: Molybdenum Analysis Run 5/13/2026 1:20 PM

Plant Yates Client: Southern Company Data: Yates AP-2

Sanitas™ v.10.1.06 Software licensed to Groundwater Stats Consulting. UG

Box & Whiskers Plot

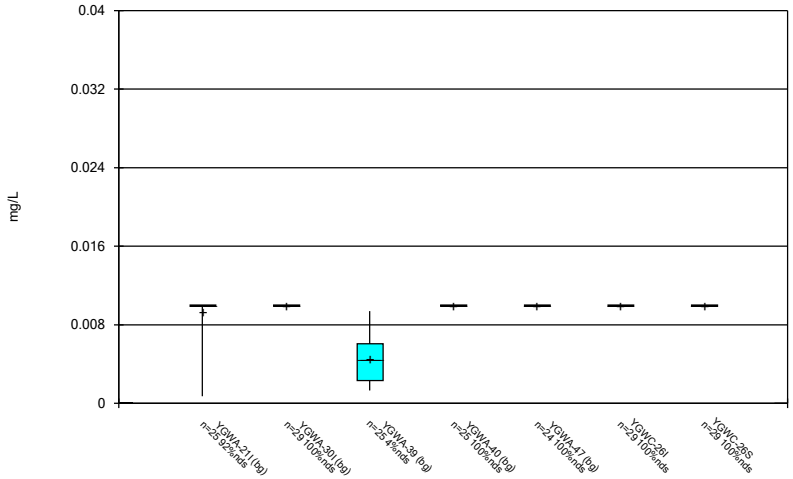

Constituent: Molybdenum Analysis Run 5/13/2026 1:20 PM

Plant Yates Client: Southern Company Data: Yates AP-2

Sanitas™ v.10.1.06 Software licensed to Groundwater Stats Consulting. UG

Box & Whiskers Plot

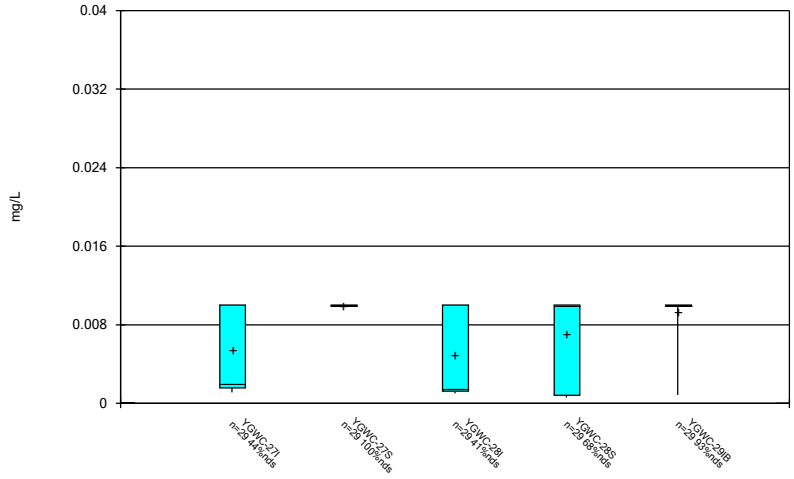

Constituent: Molybdenum Analysis Run 5/13/2026 1:20 PM

Plant Yates Client: Southern Company Data: Yates AP-2

Sanitas™ v.10.1.06 Software licensed to Groundwater Stats Consulting. UG

Box & Whiskers Plot

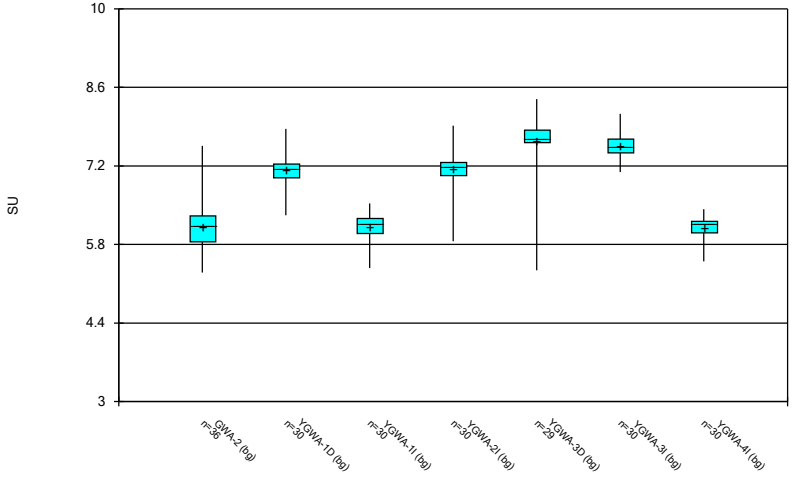

Constituent: pH, Field Analysis Run 5/13/2026 1:20 PM

Plant Yates Client: Southern Company Data: Yates AP-2

Sanitas™ v.10.1.06 Software licensed to Groundwater Stats Consulting. UG

Box & Whiskers Plot

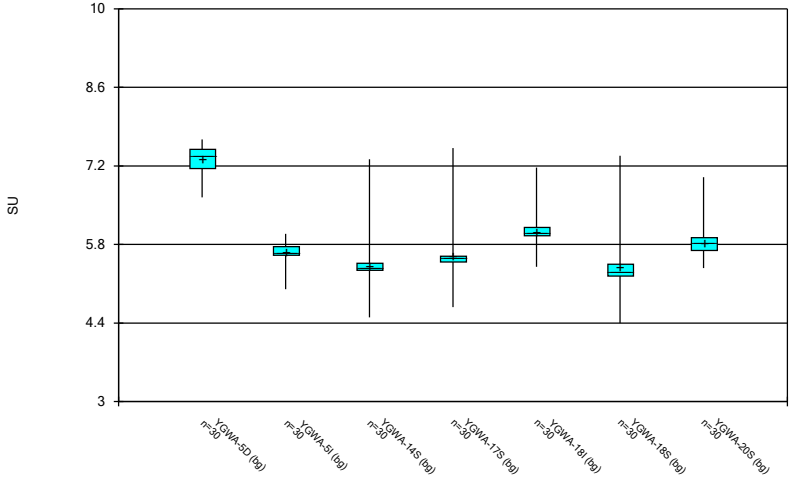

Constituent: pH, Field Analysis Run 5/13/2026 1:20 PM

Plant Yates Client: Southern Company Data: Yates AP-2

Sanitas™ v.10.1.06 Software licensed to Groundwater Stats Consulting. UG

Box & Whiskers Plot

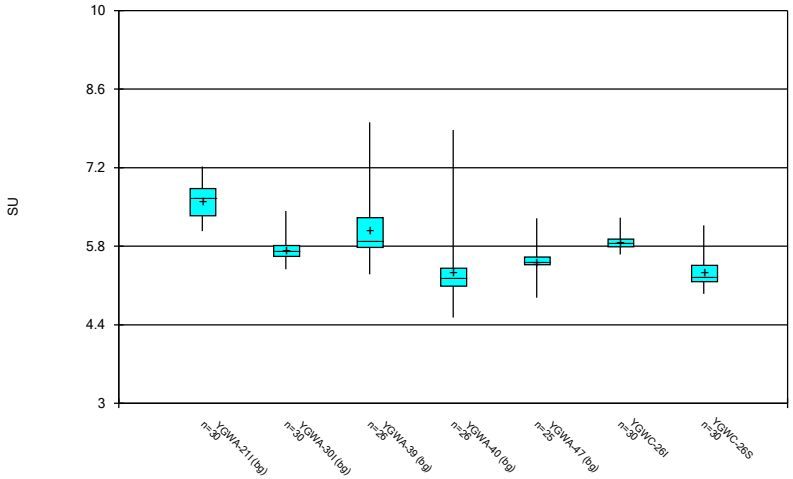

Constituent: pH, Field Analysis Run 5/13/2026 1:20 PM

Plant Yates Client: Southern Company Data: Yates AP-2

Sanitas™ v.10.1.06 Software licensed to Groundwater Stats Consulting. UG

Box & Whiskers Plot

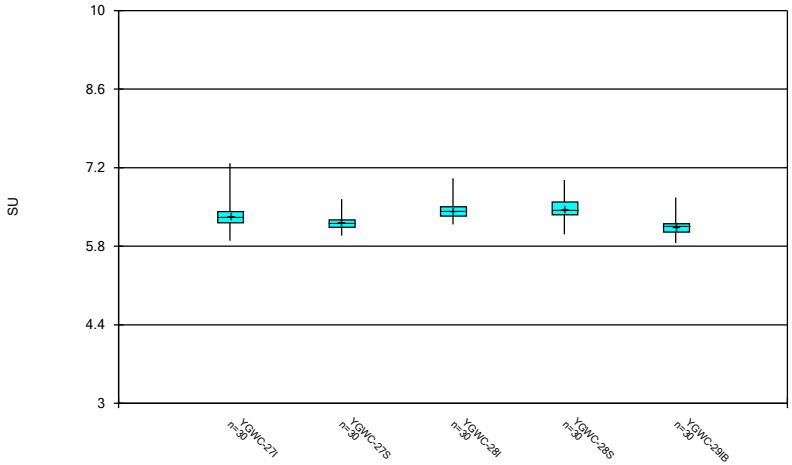

Constituent: pH, Field Analysis Run 5/13/2026 1:20 PM

Plant Yates Client: Southern Company Data: Yates AP-2

Sanitas™ v.10.1.06 Software licensed to Groundwater Stats Consulting. UG

Box & Whiskers Plot

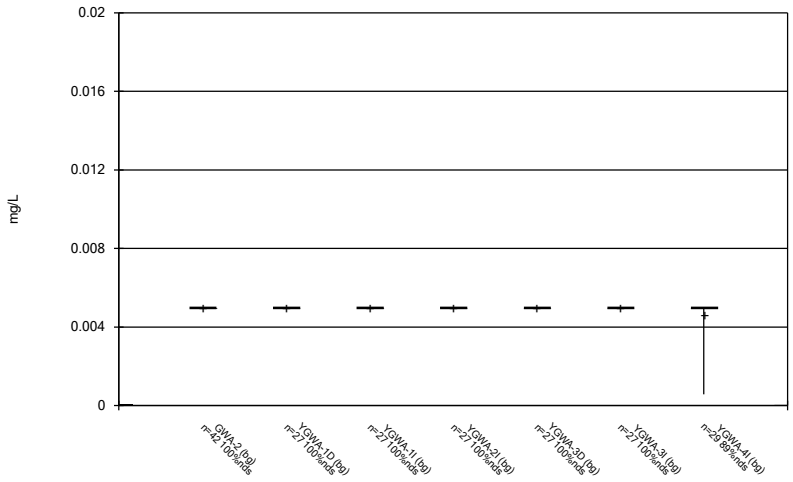

Constituent: Selenium Analysis Run 5/13/2026 1:20 PM

Plant Yates Client: Southern Company Data: Yates AP-2

Sanitas™ v.10.1.06 Software licensed to Groundwater Stats Consulting. UG

Box & Whiskers Plot

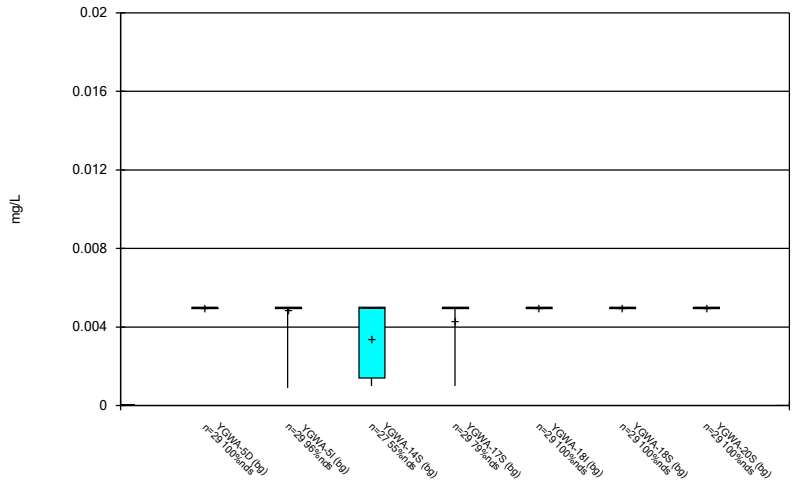

Constituent: Selenium Analysis Run 5/13/2026 1:20 PM

Plant Yates Client: Southern Company Data: Yates AP-2

Sanitas™ v.10.1.06 Software licensed to Groundwater Stats Consulting. UG

Box & Whiskers Plot

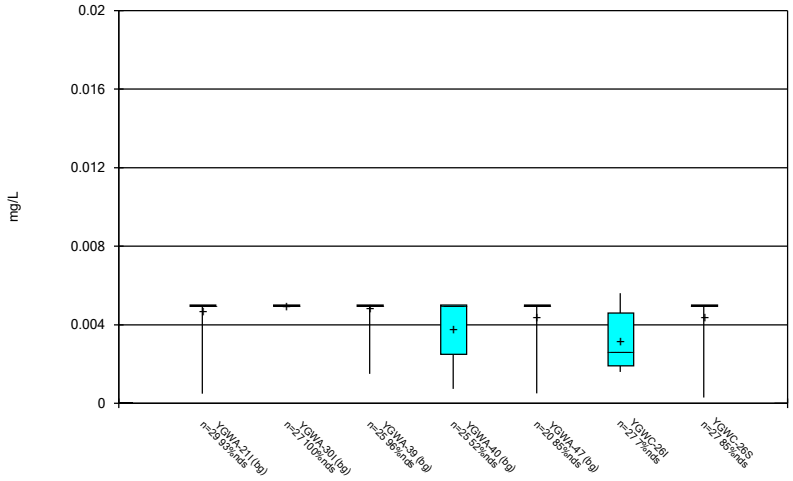

Constituent: Selenium Analysis Run 5/13/2026 1:20 PM

Plant Yates Client: Southern Company Data: Yates AP-2

Sanitas™ v.10.1.06 Software licensed to Groundwater Stats Consulting. UG

Box & Whiskers Plot

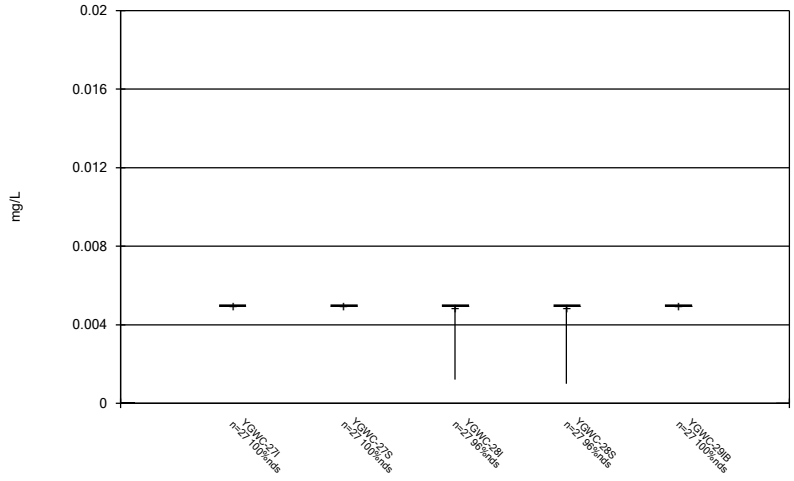

Constituent: Selenium Analysis Run 5/13/2026 1:20 PM

Plant Yates Client: Southern Company Data: Yates AP-2

Sanitas™ v.10.1.06 Software licensed to Groundwater Stats Consulting. UG

Box & Whiskers Plot

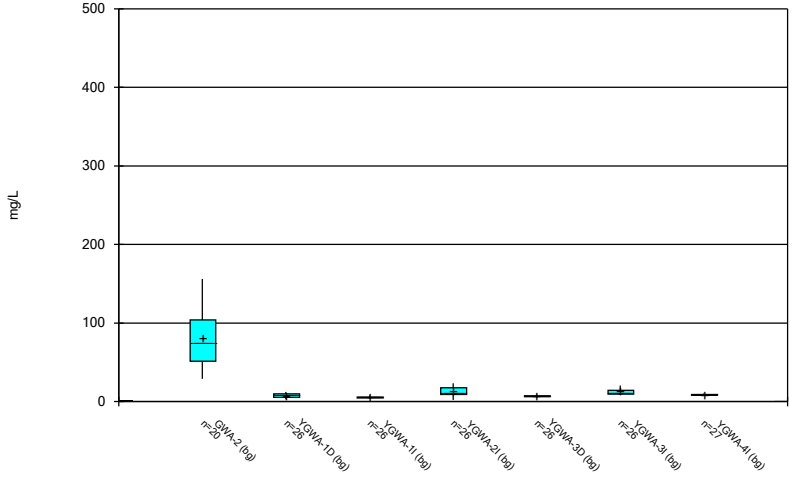

Constituent: Sulfate Analysis Run 5/13/2026 1:20 PM

Plant Yates Client: Southern Company Data: Yates AP-2

Sanitas™ v.10.1.06 Software licensed to Groundwater Stats Consulting. UG

Box & Whiskers Plot

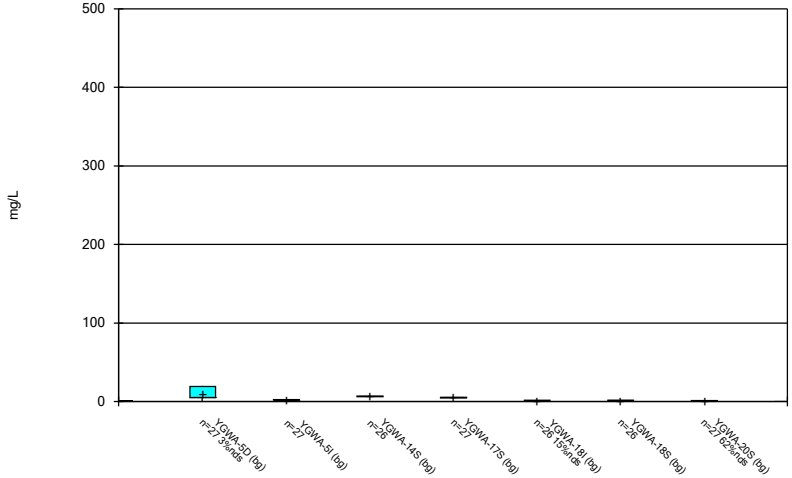

Constituent: Sulfate Analysis Run 5/13/2026 1:20 PM

Plant Yates Client: Southern Company Data: Yates AP-2

Sanitas™ v.10.1.06 Software licensed to Groundwater Stats Consulting. UG

Box & Whiskers Plot

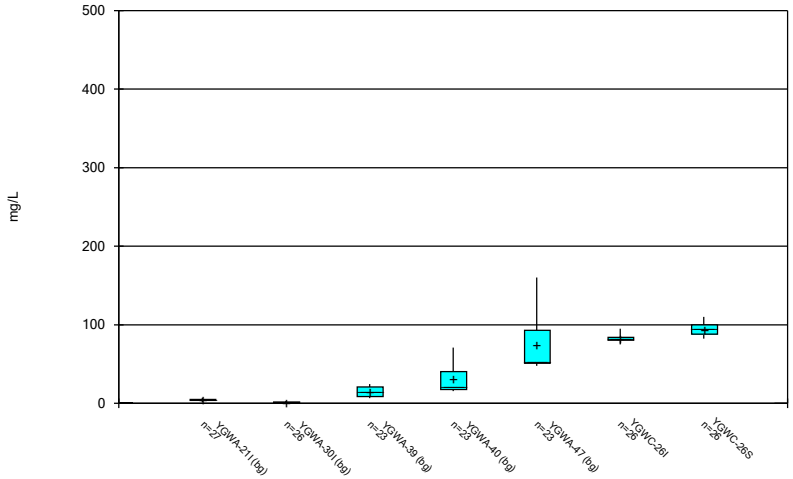

Constituent: Sulfate Analysis Run 5/13/2026 1:20 PM

Plant Yates Client: Southern Company Data: Yates AP-2

Sanitas™ v.10.1.06 Software licensed to Groundwater Stats Consulting. UG

Box & Whiskers Plot

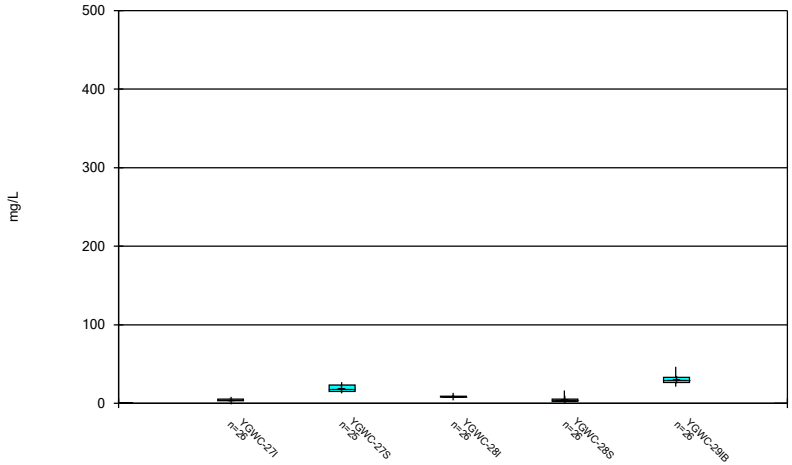

Constituent: Sulfate Analysis Run 5/13/2026 1:20 PM

Plant Yates Client: Southern Company Data: Yates AP-2

Sanitas™ v.10.1.06 Software licensed to Groundwater Stats Consulting. UG

Box & Whiskers Plot

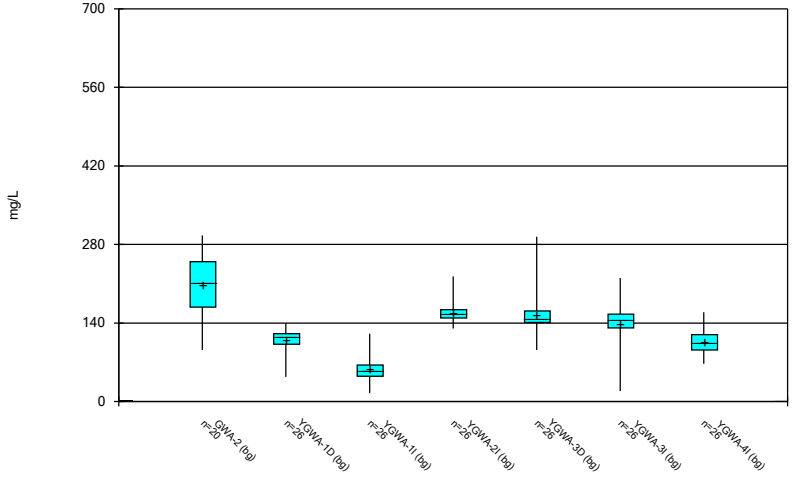

Constituent: TDS Analysis Run 5/13/2026 1:20 PM

Plant Yates Client: Southern Company Data: Yates AP-2

Sanitas™ v.10.1.06 Software licensed to Groundwater Stats Consulting. UG

Box & Whiskers Plot

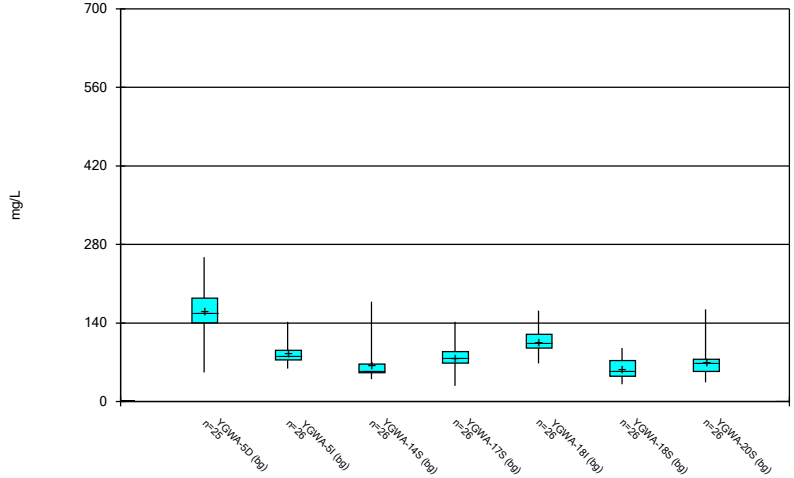

Constituent: TDS Analysis Run 5/13/2026 1:20 PM

Plant Yates Client: Southern Company Data: Yates AP-2

Sanitas™ v.10.1.06 Software licensed to Groundwater Stats Consulting. UG

Box & Whiskers Plot

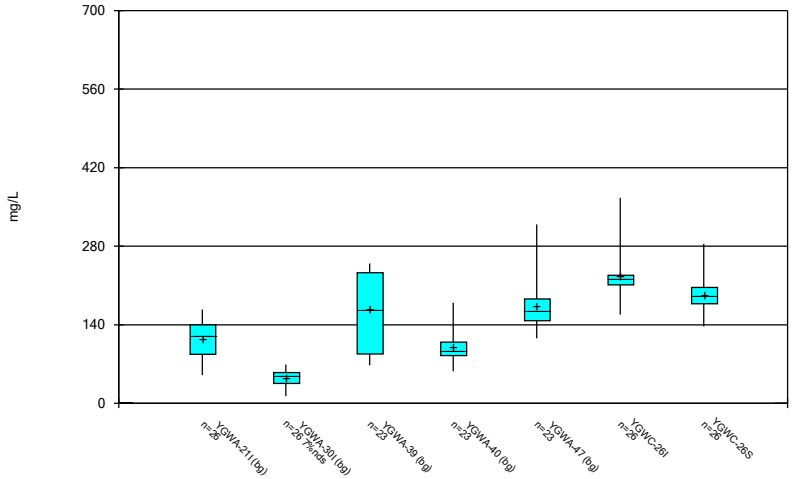

Constituent: TDS Analysis Run 5/13/2026 1:20 PM

Plant Yates Client: Southern Company Data: Yates AP-2

Sanitas™ v.10.1.06 Software licensed to Groundwater Stats Consulting. UG

Box & Whiskers Plot

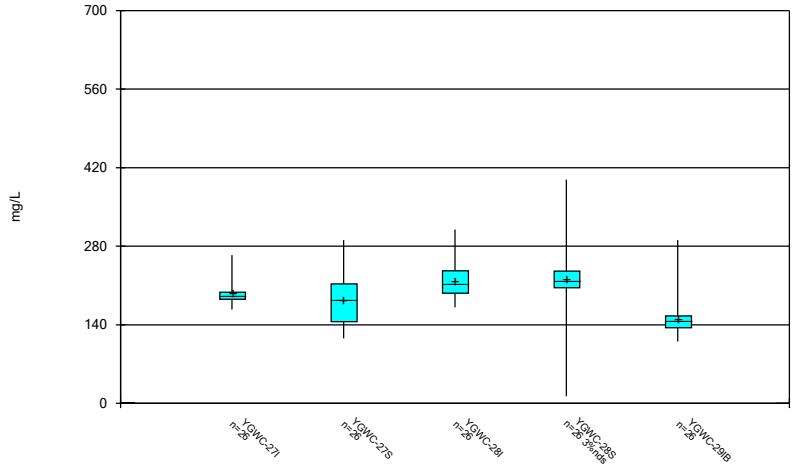

Constituent: TDS Analysis Run 5/13/2026 1:20 PM

Plant Yates Client: Southern Company Data: Yates AP-2

Sanitas™ v.10.1.06 Software licensed to Groundwater Stats Consulting. UG

Box & Whiskers Plot

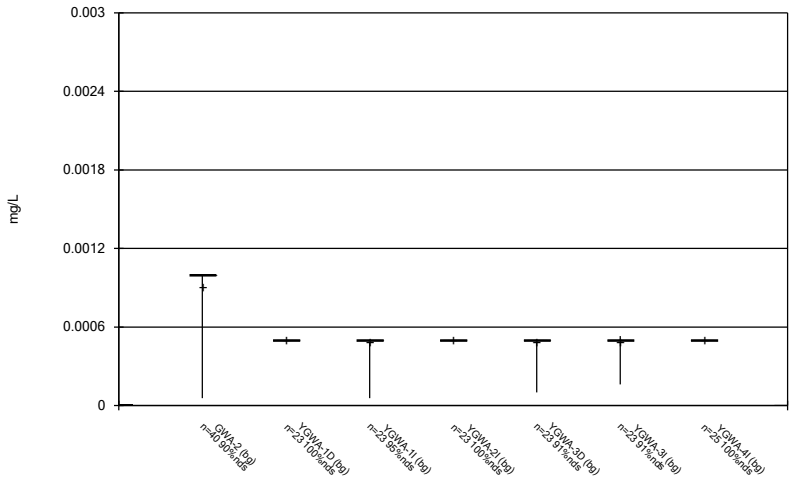

Constituent: Thallium Analysis Run 5/13/2026 1:20 PM

Plant Yates Client: Southern Company Data: Yates AP-2

Sanitas™ v.10.1.06 Software licensed to Groundwater Stats Consulting. UG

Box & Whiskers Plot

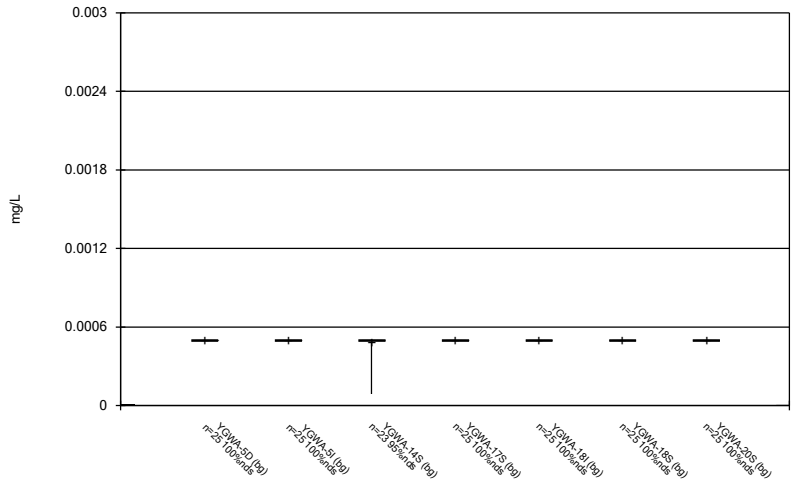

Constituent: Thallium Analysis Run 5/13/2026 1:20 PM

Plant Yates Client: Southern Company Data: Yates AP-2

Sanitas™ v.10.1.06 Software licensed to Groundwater Stats Consulting. UG

Box & Whiskers Plot

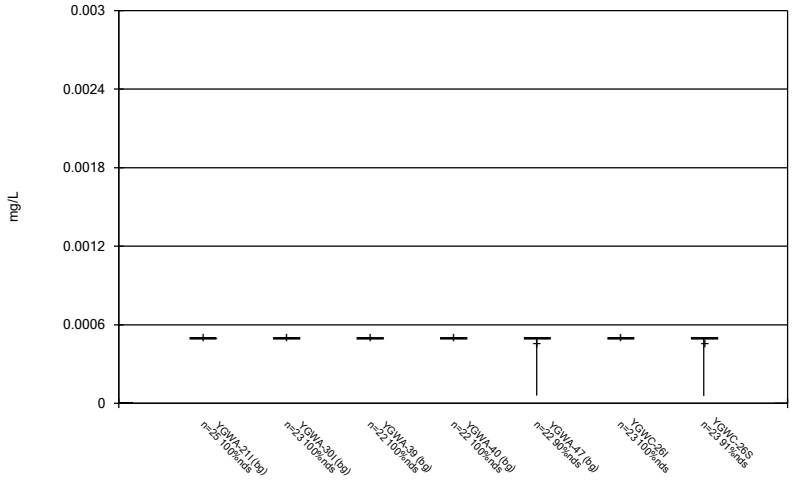

Constituent: Thallium Analysis Run 5/13/2026 1:20 PM

Plant Yates Client: Southern Company Data: Yates AP-2

Sanitas™ v.10.1.06 Software licensed to Groundwater Stats Consulting. UG

Box & Whiskers Plot

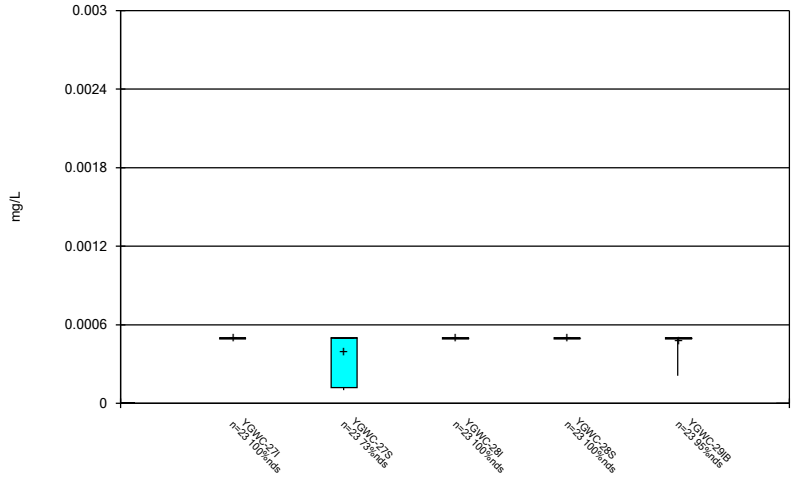

Constituent: Thallium Analysis Run 5/13/2026 1:20 PM

Plant Yates Client: Southern Company Data: Yates AP-2

FIGURE C.

Outlier Summary

Plant Yates Client: Southern Company Data: Yates AP-2 Printed 5/13/2026, 1:23 PM

	GWA-2 Cobalt (mg/L)	YGWC-26I Combined Radium 226 + 228 (pCi/L)	YGWA-3D pH, Field (SU)	YGWC-27S Sulfate (mg/L)	YGWA-5D TDS (mg/L)
6/8/2016		6.68 (o)			
8/26/2020	0.2 (O)				
9/22/2020	0.16 (O)				
3/2/2021	0.21 (O)				
3/3/2021				451 (o)	
8/20/2021	0.074 (O)				
2/8/2022	0.072 (O)				
8/30/2022	0.075 (O)				
2/20/2024					639 (O)
2/17/2026			9.84 (o)		

FIGURE D.

Appendix III Interwell Prediction Limits - Significant Results

Plant Yates Client: Southern Company Data: Yates AP-2 Printed 5/6/2026, 2:03 PM

Constituent	Well	Upper Lim.	Lower Lim.	Date	Observ.	Sig.	Bg N	Bg Mean	Std. Dev.	%NDs	ND Adj.	Transform	Alpha	Method
Boron (mg/L)	**YGWC-26I**	**0.16**	**n/a**	**2/18/2026**	**0.76**	**Yes**	**479**	**n/a**	**n/a**	**52.19**	**n/a**	**n/a**	**0.00004918**	**NP Inter (NDs) 1 of 2**
Boron (mg/L)	**YGWC-26S**	**0.16**	**n/a**	**2/18/2026**	**0.91**	**Yes**	**479**	**n/a**	**n/a**	**52.19**	**n/a**	**n/a**	**0.00004918**	**NP Inter (NDs) 1 of 2**
Boron (mg/L)	**YGWC-27I**	**0.16**	**n/a**	**2/18/2026**	**2.2**	**Yes**	**479**	**n/a**	**n/a**	**52.19**	**n/a**	**n/a**	**0.00004918**	**NP Inter (NDs) 1 of 2**
Boron (mg/L)	**YGWC-27S**	**0.16**	**n/a**	**2/18/2026**	**1.1**	**Yes**	**479**	**n/a**	**n/a**	**52.19**	**n/a**	**n/a**	**0.00004918**	**NP Inter (NDs) 1 of 2**
Boron (mg/L)	**YGWC-28I**	**0.16**	**n/a**	**2/19/2026**	**2.1**	**Yes**	**479**	**n/a**	**n/a**	**52.19**	**n/a**	**n/a**	**0.00004918**	**NP Inter (NDs) 1 of 2**
Boron (mg/L)	**YGWC-28S**	**0.16**	**n/a**	**2/19/2026**	**2.6**	**Yes**	**479**	**n/a**	**n/a**	**52.19**	**n/a**	**n/a**	**0.00004918**	**NP Inter (NDs) 1 of 2**
Boron (mg/L)	**YGWC-29IB**	**0.16**	**n/a**	**2/18/2026**	**0.94**	**Yes**	**479**	**n/a**	**n/a**	**52.19**	**n/a**	**n/a**	**0.00004918**	**NP Inter (NDs) 1 of 2**
Chloride (mg/L)	**YGWC-26I**	**12.7**	**n/a**	**2/18/2026**	**15.5**	**Yes**	**484**	**n/a**	**n/a**	**0**	**n/a**	**n/a**	**0.00004918**	**NP Inter (normality) 1 of 2**
Chloride (mg/L)	**YGWC-26S**	**12.7**	**n/a**	**2/18/2026**	**14.4**	**Yes**	**484**	**n/a**	**n/a**	**0**	**n/a**	**n/a**	**0.00004918**	**NP Inter (normality) 1 of 2**
Chloride (mg/L)	**YGWC-27S**	**12.7**	**n/a**	**2/18/2026**	**13.9**	**Yes**	**484**	**n/a**	**n/a**	**0**	**n/a**	**n/a**	**0.00004918**	**NP Inter (normality) 1 of 2**
Chloride (mg/L)	**YGWC-28S**	**12.7**	**n/a**	**2/19/2026**	**15.9**	**Yes**	**484**	**n/a**	**n/a**	**0**	**n/a**	**n/a**	**0.00004918**	**NP Inter (normality) 1 of 2**

Appendix III Interwell Prediction Limits - All Results

Plant Yates Client: Southern Company Data: Yates AP-2 Printed 5/6/2026, 2:03 PM

Constituent	Well	Upper Lim.	Lower Lim.	Date	Observ.	Sig.	Bg N	Bg Mean	Std. Dev.	%NDs	ND Adj.	Transform	Alpha	Method
Boron (mg/L)	**YGWC-26I**	**0.16**	**n/a**	**2/18/2026**	**0.76**	**Yes**	**479**	**n/a**	**n/a**	**52.19**	**n/a**	**n/a**	**0.00004918**	**NP Inter (NDs) 1 of 2**
Boron (mg/L)	**YGWC-26S**	**0.16**	**n/a**	**2/18/2026**	**0.91**	**Yes**	**479**	**n/a**	**n/a**	**52.19**	**n/a**	**n/a**	**0.00004918**	**NP Inter (NDs) 1 of 2**
Boron (mg/L)	**YGWC-27I**	**0.16**	**n/a**	**2/18/2026**	**2.2**	**Yes**	**479**	**n/a**	**n/a**	**52.19**	**n/a**	**n/a**	**0.00004918**	**NP Inter (NDs) 1 of 2**
Boron (mg/L)	**YGWC-27S**	**0.16**	**n/a**	**2/18/2026**	**1.1**	**Yes**	**479**	**n/a**	**n/a**	**52.19**	**n/a**	**n/a**	**0.00004918**	**NP Inter (NDs) 1 of 2**
Boron (mg/L)	**YGWC-28I**	**0.16**	**n/a**	**2/19/2026**	**2.1**	**Yes**	**479**	**n/a**	**n/a**	**52.19**	**n/a**	**n/a**	**0.00004918**	**NP Inter (NDs) 1 of 2**
Boron (mg/L)	**YGWC-28S**	**0.16**	**n/a**	**2/19/2026**	**2.6**	**Yes**	**479**	**n/a**	**n/a**	**52.19**	**n/a**	**n/a**	**0.00004918**	**NP Inter (NDs) 1 of 2**
Boron (mg/L)	**YGWC-29IB**	**0.16**	**n/a**	**2/18/2026**	**0.94**	**Yes**	**479**	**n/a**	**n/a**	**52.19**	**n/a**	**n/a**	**0.00004918**	**NP Inter (NDs) 1 of 2**
Calcium (mg/L)	YGWC-26I	37	n/a	2/18/2026	17.2	No	485	n/a	n/a	0.6186	n/a	n/a	0.00004918	NP Inter (normality) 1 of 2
Calcium (mg/L)	YGWC-26S	37	n/a	2/18/2026	11	No	485	n/a	n/a	0.6186	n/a	n/a	0.00004918	NP Inter (normality) 1 of 2
Calcium (mg/L)	YGWC-27I	37	n/a	2/18/2026	22.6	No	485	n/a	n/a	0.6186	n/a	n/a	0.00004918	NP Inter (normality) 1 of 2
Calcium (mg/L)	YGWC-27S	37	n/a	2/18/2026	23.8	No	485	n/a	n/a	0.6186	n/a	n/a	0.00004918	NP Inter (normality) 1 of 2
Calcium (mg/L)	YGWC-28I	37	n/a	2/19/2026	32.6	No	485	n/a	n/a	0.6186	n/a	n/a	0.00004918	NP Inter (normality) 1 of 2
Calcium (mg/L)	YGWC-28S	37	n/a	2/19/2026	28.4	No	485	n/a	n/a	0.6186	n/a	n/a	0.00004918	NP Inter (normality) 1 of 2
Calcium (mg/L)	YGWC-29IB	37	n/a	2/18/2026	11.9	No	485	n/a	n/a	0.6186	n/a	n/a	0.00004918	NP Inter (normality) 1 of 2
Chloride (mg/L)	**YGWC-26I**	**12.7**	**n/a**	**2/18/2026**	**15.5**	**Yes**	**484**	**n/a**	**n/a**	**0**	**n/a**	**n/a**	**0.00004918**	**NP Inter (normality) 1 of 2**
Chloride (mg/L)	**YGWC-26S**	**12.7**	**n/a**	**2/18/2026**	**14.4**	**Yes**	**484**	**n/a**	**n/a**	**0**	**n/a**	**n/a**	**0.00004918**	**NP Inter (normality) 1 of 2**
Chloride (mg/L)	YGWC-27I	12.7	n/a	2/18/2026	11.7	No	484	n/a	n/a	0	n/a	n/a	0.00004918	NP Inter (normality) 1 of 2
Chloride (mg/L)	**YGWC-27S**	**12.7**	**n/a**	**2/18/2026**	**13.9**	**Yes**	**484**	**n/a**	**n/a**	**0**	**n/a**	**n/a**	**0.00004918**	**NP Inter (normality) 1 of 2**
Chloride (mg/L)	YGWC-28I	12.7	n/a	2/19/2026	10.2	No	484	n/a	n/a	0	n/a	n/a	0.00004918	NP Inter (normality) 1 of 2
Chloride (mg/L)	**YGWC-28S**	**12.7**	**n/a**	**2/19/2026**	**15.9**	**Yes**	**484**	**n/a**	**n/a**	**0**	**n/a**	**n/a**	**0.00004918**	**NP Inter (normality) 1 of 2**
Chloride (mg/L)	YGWC-29IB	12.7	n/a	2/18/2026	8.8	No	484	n/a	n/a	0	n/a	n/a	0.00004918	NP Inter (normality) 1 of 2
Fluoride (mg/L)	YGWC-26I	1.1	n/a	2/18/2026	0.082J	No	554	n/a	n/a	54.33	n/a	n/a	0.00004918	NP Inter (NDs) 1 of 2
Fluoride (mg/L)	YGWC-26S	1.1	n/a	2/18/2026	0.059J	No	554	n/a	n/a	54.33	n/a	n/a	0.00004918	NP Inter (NDs) 1 of 2
Fluoride (mg/L)	YGWC-27I	1.1	n/a	2/18/2026	0.096J	No	554	n/a	n/a	54.33	n/a	n/a	0.00004918	NP Inter (NDs) 1 of 2
Fluoride (mg/L)	YGWC-27S	1.1	n/a	2/18/2026	0.12	No	554	n/a	n/a	54.33	n/a	n/a	0.00004918	NP Inter (NDs) 1 of 2
Fluoride (mg/L)	YGWC-28I	1.1	n/a	2/19/2026	0.12	No	554	n/a	n/a	54.33	n/a	n/a	0.00004918	NP Inter (NDs) 1 of 2
Fluoride (mg/L)	YGWC-28S	1.1	n/a	2/19/2026	0.18	No	554	n/a	n/a	54.33	n/a	n/a	0.00004918	NP Inter (NDs) 1 of 2
Fluoride (mg/L)	YGWC-29IB	1.1	n/a	2/18/2026	0.099J	No	554	n/a	n/a	54.33	n/a	n/a	0.00004918	NP Inter (NDs) 1 of 2
pH, Field (SU)	YGWC-26I	8.39	4.4	2/18/2026	5.95	No	562	n/a	n/a	0	n/a	n/a	0.00009836	NP Inter (normality) 1 of 2
pH, Field (SU)	YGWC-26S	8.39	4.4	2/18/2026	5.68	No	562	n/a	n/a	0	n/a	n/a	0.00009836	NP Inter (normality) 1 of 2
pH, Field (SU)	YGWC-27I	8.39	4.4	2/18/2026	6.46	No	562	n/a	n/a	0	n/a	n/a	0.00009836	NP Inter (normality) 1 of 2
pH, Field (SU)	YGWC-27S	8.39	4.4	2/18/2026	6.31	No	562	n/a	n/a	0	n/a	n/a	0.00009836	NP Inter (normality) 1 of 2
pH, Field (SU)	YGWC-28I	8.39	4.4	2/19/2026	6.63	No	562	n/a	n/a	0	n/a	n/a	0.00009836	NP Inter (normality) 1 of 2
pH, Field (SU)	YGWC-28S	8.39	4.4	2/19/2026	6.59	No	562	n/a	n/a	0	n/a	n/a	0.00009836	NP Inter (normality) 1 of 2
pH, Field (SU)	YGWC-29IB	8.39	4.4	2/18/2026	6.06	No	562	n/a	n/a	0	n/a	n/a	0.00009836	NP Inter (normality) 1 of 2
Sulfate (mg/L)	YGWC-26I	160	n/a	2/18/2026	83.9	No	485	n/a	n/a	4.536	n/a	n/a	0.00004918	NP Inter (normality) 1 of 2
Sulfate (mg/L)	YGWC-26S	160	n/a	2/18/2026	83.1	No	485	n/a	n/a	4.536	n/a	n/a	0.00004918	NP Inter (normality) 1 of 2
Sulfate (mg/L)	YGWC-27I	160	n/a	2/18/2026	5.1	No	485	n/a	n/a	4.536	n/a	n/a	0.00004918	NP Inter (normality) 1 of 2
Sulfate (mg/L)	YGWC-27S	160	n/a	2/18/2026	17.3	No	485	n/a	n/a	4.536	n/a	n/a	0.00004918	NP Inter (normality) 1 of 2
Sulfate (mg/L)	YGWC-28I	160	n/a	2/19/2026	10.2	No	485	n/a	n/a	4.536	n/a	n/a	0.00004918	NP Inter (normality) 1 of 2
Sulfate (mg/L)	YGWC-28S	160	n/a	2/19/2026	2.5	No	485	n/a	n/a	4.536	n/a	n/a	0.00004918	NP Inter (normality) 1 of 2
Sulfate (mg/L)	YGWC-29IB	160	n/a	2/18/2026	46.3	No	485	n/a	n/a	4.536	n/a	n/a	0.00004918	NP Inter (normality) 1 of 2
TDS (mg/L)	YGWC-26I	319	n/a	2/18/2026	226	No	478	n/a	n/a	0.4184	n/a	n/a	0.00004918	NP Inter (normality) 1 of 2
TDS (mg/L)	YGWC-26S	319	n/a	2/18/2026	187	No	478	n/a	n/a	0.4184	n/a	n/a	0.00004918	NP Inter (normality) 1 of 2
TDS (mg/L)	YGWC-27I	319	n/a	2/18/2026	178	No	478	n/a	n/a	0.4184	n/a	n/a	0.00004918	NP Inter (normality) 1 of 2
TDS (mg/L)	YGWC-27S	319	n/a	2/18/2026	153	No	478	n/a	n/a	0.4184	n/a	n/a	0.00004918	NP Inter (normality) 1 of 2
TDS (mg/L)	YGWC-28I	319	n/a	2/19/2026	200	No	478	n/a	n/a	0.4184	n/a	n/a	0.00004918	NP Inter (normality) 1 of 2
TDS (mg/L)	YGWC-28S	319	n/a	2/19/2026	208	No	478	n/a	n/a	0.4184	n/a	n/a	0.00004918	NP Inter (normality) 1 of 2
TDS (mg/L)	YGWC-29IB	319	n/a	2/18/2026	159	No	478	n/a	n/a	0.4184	n/a	n/a	0.00004918	NP Inter (normality) 1 of 2

Sanitas™ v.10.1.06 Software licensed to Groundwater Stats Consulting. UG

Exceeds Limit: YGWC-26I, YGWC-26S, YGWC-27I, YGWC-27S, YGWC-28I, YGWC -28S, YGWC-29IB

Prediction Limit

Interwell Non-parametric

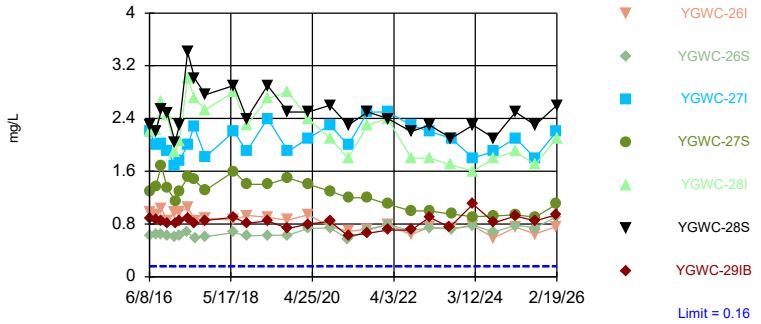

Non-parametric test used in lieu of parametric prediction limit because censored data exceeded 50%. Limit is highest of 479 background values. 52.19% NDs. Annual per-constituent alpha = 0.0006883. Individual comparison alpha = 0.00004918 (1 of 2). Comparing 7 points to limit.

Constituent: Boron Analysis Run 5/6/2026 2:01 PM View: Appendix III Interwell

Plant Yates Client: Southern Company Data: Yates AP-2

Sanitas™ v.10.1.06 Software licensed to Groundwater Stats Consulting. UG

Within Limit

Prediction Limit

Interwell Non-parametric

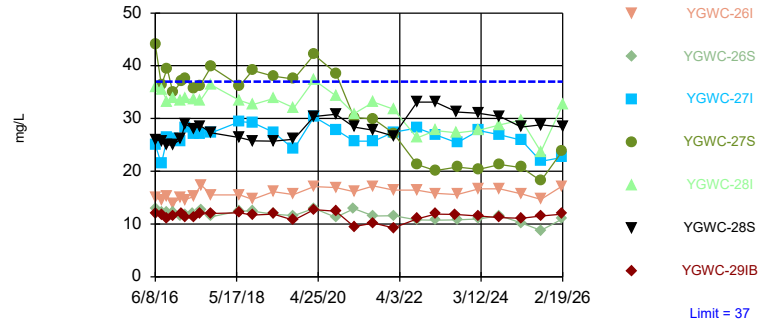

Non-parametric test used in lieu of parametric prediction limit because the Chi Squared normality test showed the data to be non-normal at the 0.01 alpha level. Limit is highest of 485 background values. 0.6186% NDs. Annual per-constituent alpha = 0.0006883. Individual comparison alpha = 0.00004918 (1 of 2). Comparing 7 points to limit.

Constituent: Calcium Analysis Run 5/6/2026 2:02 PM View: Appendix III Interwell

Plant Yates Client: Southern Company Data: Yates AP-2

Sanitas™ v.10.1.06 Software licensed to Groundwater Stats Consulting. UG

Exceeds Limit: YGWC-26I, YGWC-26S, YGWC-27S, YGWC-28S

Prediction Limit

Interwell Non-parametric

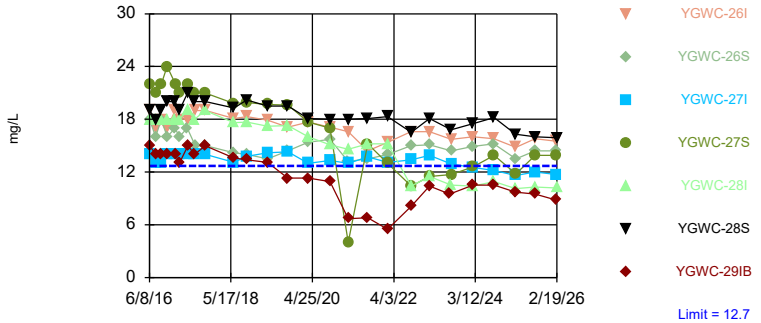

Non-parametric test used in lieu of parametric prediction limit because the Chi Squared normality test showed the data to be non-normal at the 0.01 alpha level. Limit is highest of 484 background values. Annual per-constituent alpha = 0.0006883. Individual comparison alpha = 0.00004918 (1 of 2). Comparing 7 points to limit.

Constituent: Chloride Analysis Run 5/6/2026 2:02 PM View: Appendix III Interwell

Plant Yates Client: Southern Company Data: Yates AP-2

Sanitas™ v.10.1.06 Software licensed to Groundwater Stats Consulting. UG

Hollow symbols indicate censored values.

Within Limit

Prediction Limit

Interwell Non-parametric

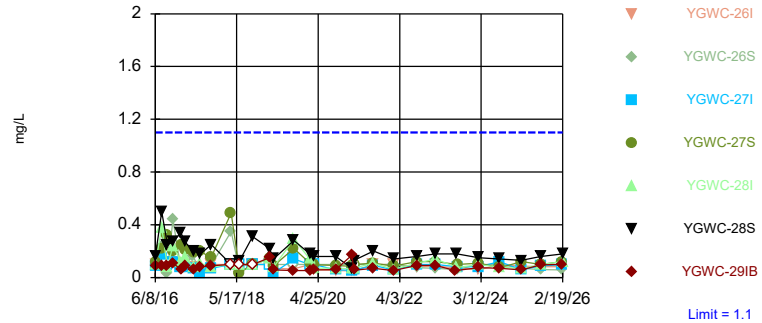

Non-parametric test used in lieu of parametric prediction limit because censored data exceeded 50%. Limit is highest of 554 background values. 54.33% NDs. Annual per-constituent alpha = 0.0006883. Individual comparison alpha = 0.00004918 (1 of 2). Comparing 7 points to limit.

Constituent: Fluoride Analysis Run 5/6/2026 2:02 PM View: Appendix III Interwell

Plant Yates Client: Southern Company Data: Yates AP-2

Sanitas™ v.10.1.06 Software licensed to Groundwater Stats Consulting. UG

Within Limits

Prediction Limit

Interwell Non-parametric

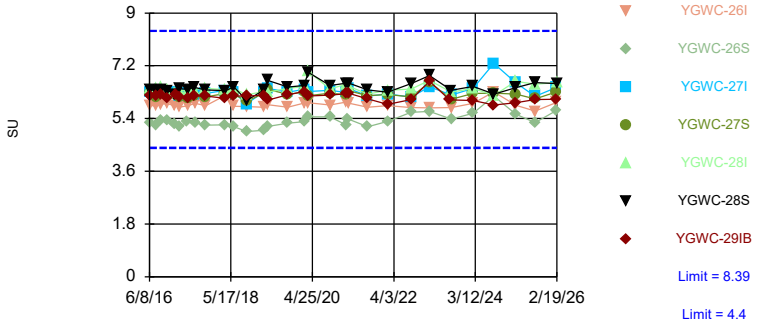

Non-parametric test used in lieu of parametric prediction limit because the Chi Squared normality test showed the data to be non-normal at the 0.01 alpha level. Limits are highest and lowest of 562 background values. Annual per-constituent alpha = 0.001377. Individual comparison alpha = 0.00009836 (1 of 2). Comparing 7 points to limit.

Constituent: pH, Field Analysis Run 5/6/2026 2:02 PM View: Appendix III Interwell

Plant Yates Client: Southern Company Data: Yates AP-2

Sanitas™ v.10.1.06 Software licensed to Groundwater Stats Consulting. UG

Within Limit

Prediction Limit

Interwell Non-parametric

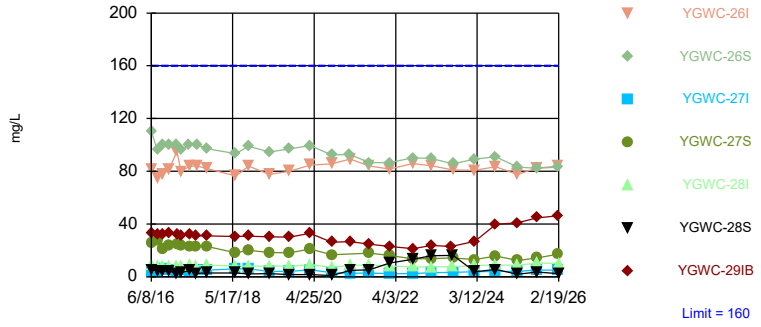

Non-parametric test used in lieu of parametric prediction limit because the Chi Squared normality test showed the data to be non-normal at the 0.01 alpha level. Limit is highest of 485 background values. 4.536% NDs. Annual per-constituent alpha = 0.0006883. Individual comparison alpha = 0.00004918 (1 of 2). Comparing 7 points to limit.

Constituent: Sulfate Analysis Run 5/6/2026 2:02 PM View: Appendix III Interwell

Plant Yates Client: Southern Company Data: Yates AP-2

Sanitas™ v.10.1.06 Software licensed to Groundwater Stats Consulting. UG

Hollow symbols indicate censored values.

Within Limit

Prediction Limit

Interwell Non-parametric

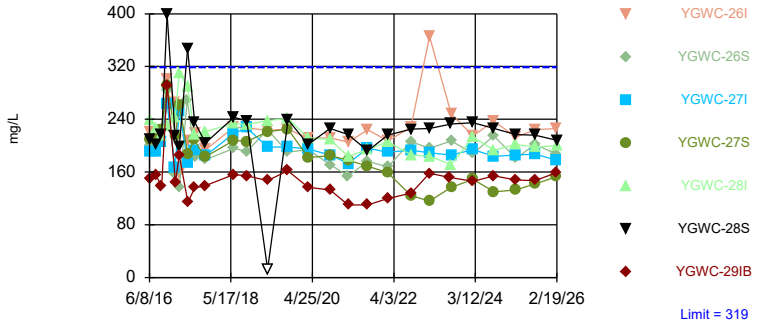

Non-parametric test used in lieu of parametric prediction limit because the Chi Squared normality test showed the data to be non-normal at the 0.01 alpha level. Limit is highest of 478 background values. 0.4184% NDs. Annual per-constituent alpha = 0.0006883. Individual comparison alpha = 0.00004918 (1 of 2). Comparing 7 points to limit.

Constituent: TDS Analysis Run 5/6/2026 2:02 PM View: Appendix III Interwell

Plant Yates Client: Southern Company Data: Yates AP-2

Prediction Limit

Constituent: Boron (mg/L) Analysis Run 5/6/2026 2:03 PM View: Appendix III Interwell

Plant Yates Client: Southern Company Data: Yates AP-2

	YGWA-1I (bg)	YGWA-1D (bg)	YGWA-3I (bg)	YGWA-14S (bg)	YGWA-5I (bg)	YGWA-30I (bg)	YGWA-4I (bg)	YGWA-5D (bg)	YGWA-3D (bg)
6/1/2016	<0.04	<0.04	<0.04						
6/2/2016				<0.04	<0.04	<0.04	<0.04	<0.04	<0.04
6/6/2016									
6/7/2016									
6/8/2016									
6/9/2016									
7/25/2016	<0.04		<0.04			<0.04			
7/26/2016		0.0055 (J)		0.0177 (J)	<0.04		0.0047 (J)	0.0052 (J)	0.0097 (J)
7/27/2016									
7/28/2016									
8/1/2016									
8/2/2016									
8/30/2016									
8/31/2016									
9/13/2016	<0.04	<0.04							
9/14/2016			<0.04		0.01 (J)		<0.04	0.0071 (J)	
9/15/2016				0.0214 (J)					0.0102 (J)
9/16/2016									
9/19/2016						<0.04			
9/20/2016									
9/21/2016									
11/1/2016		0.0086 (J)	<0.04			<0.04			<0.04
11/2/2016				0.0151 (J)			<0.04	<0.04	
11/3/2016									
11/4/2016	<0.04				<0.04				
11/7/2016									
11/8/2016									
11/14/2016									
11/28/2016									
12/15/2016									
1/10/2017				0.0198 (J)					
1/11/2017		0.0074 (J)	<0.04						<0.04
1/12/2017					<0.04			0.0076 (J)	
1/13/2017							<0.04		
1/16/2017	<0.04					<0.04			
1/18/2017									
1/19/2017									
2/21/2017						<0.04			
2/22/2017									
2/23/2017									
2/24/2017									
3/1/2017			0.0063 (J)						
3/2/2017	<0.04	0.008 (J)							0.0084 (J)
3/3/2017									
3/6/2017							<0.04		
3/7/2017					<0.04			0.0089 (J)	
3/8/2017				0.0189 (J)					
4/26/2017			<0.04	0.0161 (J)		<0.04			<0.04
4/27/2017	<0.04	0.0066 (J)							
4/28/2017									
5/1/2017							<0.04	0.0061 (J)	
5/2/2017					<0.04				

ND substitution: RL or RL/2 if <15% NDs.

Prediction Limit

Constituent: Boron (mg/L) Analysis Run 5/6/2026 2:03 PM View: Appendix III Interwell

Plant Yates Client: Southern Company Data: Yates AP-2

	YGWA-1I (bg)	YGWA-1D (bg)	YGWA-3I (bg)	YGWA-14S (bg)	YGWA-5I (bg)	YGWA-30I (bg)	YGWA-4I (bg)	YGWA-5D (bg)	YGWA-3D (bg)
5/3/2017									
5/5/2017									
5/8/2017									
5/26/2017									
6/27/2017	0.006 (J)	0.0087 (J)			<0.04			0.0079 (J)	
6/28/2017			<0.04						<0.04
6/29/2017							<0.04		
6/30/2017				0.0173 (J)		<0.04			
7/5/2017									
7/7/2017									
7/10/2017									
7/11/2017									
7/17/2017									
10/3/2017	0.0071 (J)	0.0072 (J)			<0.04			0.0094 (J)	
10/4/2017			<0.04			<0.04			<0.04
10/5/2017				0.0173 (J)			<0.04		
10/6/2017									
10/9/2017									
10/10/2017									
10/11/2017									
10/12/2017									
10/16/2017									
11/20/2017									
1/10/2018									
1/11/2018									
2/19/2018									
2/20/2018									
4/2/2018									
4/3/2018									
6/5/2018		0.0052 (J)							
6/6/2018	<0.04							0.0098 (J)	
6/7/2018					<0.04		0.0045 (J)		0.004 (J)
6/8/2018			<0.04	0.013 (J)					
6/11/2018						0.014 (J)			
6/12/2018									
6/13/2018									
6/28/2018									
8/6/2018									
8/7/2018									
9/19/2018									
9/24/2018									
9/25/2018									
9/26/2018					0.0057 (J)		0.005 (J)	0.01 (J)	
10/1/2018	0.0049 (J)	0.021 (J)	<0.04	0.015 (J)					<0.04
10/2/2018						<0.04			
10/3/2018									
2/25/2019									
3/26/2019									
3/27/2019									
3/28/2019	<0.04	0.005 (J)							
3/29/2019				0.014 (J)					
4/1/2019			<0.04			<0.04			<0.04

ND substitution: RL or RL/2 if <15% NDs.

Prediction Limit

Constituent: Boron (mg/L) Analysis Run 5/6/2026 2:03 PM View: Appendix III Interwell

Plant Yates Client: Southern Company Data: Yates AP-2

	YGWA-1I (bg)	YGWA-1D (bg)	YGWA-3I (bg)	YGWA-14S (bg)	YGWA-5I (bg)	YGWA-30I (bg)	YGWA-4I (bg)	YGWA-5D (bg)	YGWA-3D (bg)
4/2/2019									
4/3/2019					0.0044 (J)		0.0055 (J)	0.0076 (J)	
6/12/2019									
9/24/2019	0.0055 (J)	0.0064 (J)			0.0049 (J)			0.01 (J)	
9/25/2019			<0.04	0.018 (J)		<0.04	<0.04		0.0054 (J)
9/26/2019									
10/8/2019									
10/9/2019									
3/17/2020									
3/18/2020	0.0087 (J)			0.02 (J)					
3/19/2020		0.0085 (J)	0.0053 (J)			0.0052 (J)			0.0073 (J)
3/20/2020									
3/24/2020					0.0068 (J)			0.011 (J)	
3/25/2020							0.011 (J)		
9/22/2020					0.0053 (J)		<0.04	0.0079 (J)	
9/23/2020	<0.04	<0.04	0.0073 (J)						0.012 (J)
9/24/2020						0.0075 (J)			
9/25/2020				0.02 (J)					
3/1/2021						<0.04			
3/2/2021				0.017 (J)	0.011 (J)			0.0068 (J)	
3/3/2021	<0.04	<0.04	<0.04				0.0056 (J)		<0.04
3/4/2021									
8/19/2021	<0.04	<0.04		0.018 (J)		<0.04			<0.04
8/20/2021									
8/26/2021					<0.04		<0.04	0.009 (J)	
8/27/2021			<0.04						
9/1/2021									
9/3/2021									
2/8/2022									
2/9/2022	<0.04	<0.04	<0.04						0.01 (J)
2/10/2022				0.02 (J)	<0.04			0.011 (J)	
2/11/2022						<0.04	<0.04		
8/30/2022		<0.04			<0.04			0.0098 (J)	
8/31/2022	<0.04		<0.04	0.015 (J)		<0.04	<0.04		<0.04
9/1/2022									
2/7/2023	<0.04	<0.04						<0.04	
2/8/2023			<0.04	0.015 (J)		<0.04			<0.04
2/9/2023					<0.04		<0.04		
8/2/2023									
8/15/2023	0.0094 (J)	<0.04		0.017 (J)	<0.04		<0.04	<0.04	<0.04
8/16/2023			<0.04			<0.04			
8/17/2023									
2/20/2024	0.014 (J)	0.015 (J)	<0.04		<0.04	<0.04	<0.04	<0.04	<0.04
2/21/2024									
2/22/2024									
2/23/2024				0.037 (J)					
8/20/2024	<0.04	<0.04	<0.04	0.014 (J)	<0.04	<0.04	<0.04	<0.04	<0.04
8/21/2024									
8/22/2024									
2/25/2025	<0.04	<0.04	<0.04	0.018 (J)	<0.04	<0.04	<0.04	0.0078 (J)	<0.04
2/26/2025									
2/27/2025									

ND substitution: RL or RL/2 if <15% NDs.

Prediction Limit

Constituent: Boron (mg/L) Analysis Run 5/6/2026 2:03 PM View: Appendix III Interwell

Plant Yates Client: Southern Company Data: Yates AP-2

	YGWA-1I (bg)	YGWA-1D (bg)	YGWA-3I (bg)	YGWA-14S (bg)	YGWA-5I (bg)	YGWA-30I (bg)	YGWA-4I (bg)	YGWA-5D (bg)	YGWA-3D (bg)
8/12/2025	<0.04	<0.04	<0.04	0.021 (J)	0.0066 (J)	<0.04	<0.04	0.012 (J)	<0.04
8/13/2025									
8/14/2025									
2/17/2026	<0.04	<0.04	<0.04	0.021 (J)	<0.04	<0.04	<0.04	0.011 (J)	<0.04
2/18/2026									
2/19/2026									

ND substitution: RL or RL/2 if <15% NDs.

Prediction Limit

Constituent: Boron (mg/L) Analysis Run 5/6/2026 2:03 PM View: Appendix III Interwell

Plant Yates Client: Southern Company Data: Yates AP-2

	YGWA-18I (bg)	YGWA-18S (bg)	YGWA-17S (bg)	YGWA-20S (bg)	YGWA-21I (bg)	YGWC-26S	YGWC-27S	YGWC-26I	YGWC-27I
6/1/2016									
6/2/2016									
6/6/2016	<0.04	<0.04							
6/7/2016			0.036 (J)	<0.04	<0.04				
6/8/2016						0.62	1.3	0.97	2.2
6/9/2016									
7/25/2016									
7/26/2016									
7/27/2016	<0.04	0.0059 (J)	0.008 (J)	<0.04					
7/28/2016					0.0096 (J)				
8/1/2016						0.643	1.36	0.932	2
8/2/2016									
8/30/2016									
8/31/2016									
9/13/2016									
9/14/2016									
9/15/2016									
9/16/2016		0.0079 (J)	0.0086 (J)						
9/19/2016	<0.04			<0.04	<0.04				
9/20/2016						0.644	1.69	1.04	2.02
9/21/2016									
11/1/2016									
11/2/2016				<0.04					
11/3/2016	<0.04	0.0082 (J)	0.0077 (J)		<0.04				
11/4/2016									
11/7/2016						0.621	1.35	0.852	1.91
11/8/2016									
11/14/2016									
11/28/2016									
12/15/2016									
1/10/2017									
1/11/2017	<0.04	0.0096 (J)	0.0092 (J)						
1/12/2017									
1/13/2017				<0.04	<0.04				
1/16/2017									
1/18/2017						0.607		0.972	1.69
1/19/2017							1.15		
2/21/2017						0.624		0.972	
2/22/2017							1.3		
2/23/2017									1.76
2/24/2017									
3/1/2017	<0.04	0.0098 (J)							
3/2/2017			0.0095 (J)						
3/3/2017									
3/6/2017				<0.04	<0.04				
3/7/2017									
3/8/2017									
4/26/2017	<0.04	0.0091 (J)		<0.04	<0.04				
4/27/2017									
4/28/2017									
5/1/2017									
5/2/2017			<0.04						

ND substitution: RL or RL/2 if <15% NDs.

Prediction Limit

Constituent: Boron (mg/L) Analysis Run 5/6/2026 2:03 PM View: Appendix III Interwell

Plant Yates Client: Southern Company Data: Yates AP-2

	YGWA-18I (bg)	YGWA-18S (bg)	YGWA-17S (bg)	YGWA-20S (bg)	YGWA-21I (bg)	YGWC-26S	YGWC-27S	YGWC-26I	YGWC-27I
5/3/2017						0.676			
5/5/2017									
5/8/2017							1.51	1.05	2
5/26/2017									
6/27/2017									
6/28/2017	<0.04	0.0079 (J)							
6/29/2017			0.0074 (J)	<0.04	<0.04				
6/30/2017							1.47		2.28
7/5/2017									
7/7/2017									
7/10/2017						0.58		0.855	
7/11/2017									
7/17/2017									
10/3/2017					<0.04				
10/4/2017		0.009 (J)	0.0077 (J)	<0.04					
10/5/2017	<0.04								
10/6/2017							1.31		
10/9/2017									1.82
10/10/2017						0.612		0.887	
10/11/2017									
10/12/2017									
10/16/2017									
11/20/2017									
1/10/2018									
1/11/2018									
2/19/2018									
2/20/2018									
4/2/2018									
4/3/2018									
6/5/2018					0.0092 (J)				
6/6/2018				0.0049 (J)					
6/7/2018	<0.04								
6/8/2018									
6/11/2018		0.0093 (J)	0.01 (J)						
6/12/2018							1.6		
6/13/2018						0.67		0.86	2.2
6/28/2018									
8/6/2018									
8/7/2018									
9/19/2018									
9/24/2018									
9/25/2018	0.0046 (J)	0.007 (J)	0.0096 (J)	<0.04	0.0054 (J)				
9/26/2018									
10/1/2018									
10/2/2018						0.62	1.4	0.93	1.9
10/3/2018									
2/25/2019									
3/26/2019									
3/27/2019									
3/28/2019									
3/29/2019									
4/1/2019							1.4		2.4

ND substitution: RL or RL/2 if <15% NDs.

Prediction Limit

Constituent: Boron (mg/L) Analysis Run 5/6/2026 2:03 PM View: Appendix III Interwell

Plant Yates Client: Southern Company Data: Yates AP-2

	YGWA-18I (bg)	YGWA-18S (bg)	YGWA-17S (bg)	YGWA-20S (bg)	YGWA-21I (bg)	YGWC-26S	YGWC-27S	YGWC-26I	YGWC-27I
4/2/2019			0.0066 (J)		0.011 (J)	0.63		0.9	
4/3/2019	<0.04	0.0053 (J)		<0.04					
6/12/2019									
9/24/2019					0.018 (J)				
9/25/2019			0.0081 (J)	<0.04		0.63		0.86	
9/26/2019	0.0062 (J)	0.0072 (J)					1.5		1.9
10/8/2019									
10/9/2019									
3/17/2020									
3/18/2020									
3/19/2020						0.73			
3/20/2020							1.4	0.94	2.1
3/24/2020	0.0054 (J)	0.01 (J)	0.0092 (J)	<0.04	0.016 (J)				
3/25/2020									
9/22/2020									
9/23/2020	0.021 (J)	0.006 (J)	0.0066 (J)						
9/24/2020				0.0094 (J)	0.013 (J)	0.74	1.3	0.76	2.3
9/25/2020									
3/1/2021									
3/2/2021						0.57			
3/3/2021	<0.04	0.0094 (J)	0.01 (J)	<0.04			1.2	0.69	2
3/4/2021					0.0079 (J)				
8/19/2021						0.71			
8/20/2021							1.2	0.72	2.5
8/26/2021		<0.04							
8/27/2021	<0.04		0.011 (J)	<0.04					
9/1/2021					<0.04				
9/3/2021									
2/8/2022							1.1		
2/9/2022	<0.04	<0.04	0.0098 (J)	<0.04	<0.04				
2/10/2022						0.79		0.79	2.5
2/11/2022									
8/30/2022	<0.04	0.014 (J)	0.013 (J)		0.012 (J)				
8/31/2022				<0.04		0.7		0.64	
9/1/2022							1		2.3
2/7/2023	<0.04	<0.04	0.014 (J)	<0.04	<0.04				
2/8/2023									
2/9/2023						0.74	1	0.75	2.2
8/2/2023									
8/15/2023	<0.04	<0.04	<0.04	<0.04	0.046 (J)				
8/16/2023									
8/17/2023						0.72	0.95	0.73	2.1
2/20/2024	<0.04		<0.04	<0.04	<0.04				
2/21/2024							0.91		1.8
2/22/2024						0.78		0.77	
2/23/2024		0.018 (J)							
8/20/2024	<0.04		<0.04	<0.04	<0.04				
8/21/2024		<0.04				0.68		0.59	1.9
8/22/2024							0.92		
2/25/2025	<0.04	<0.04	0.0093 (J)	<0.04	0.0066 (J)				
2/26/2025									2.1
2/27/2025						0.78	0.94	0.75	

ND substitution: RL or RL/2 if <15% NDs.

Prediction Limit

Constituent: Boron (mg/L) Analysis Run 5/6/2026 2:04 PM View: Appendix III Interwell

Plant Yates Client: Southern Company Data: Yates AP-2

	YGWA-18I (bg)	YGWA-18S (bg)	YGWA-17S (bg)	YGWA-20S (bg)	YGWA-21I (bg)	YGWC-26S	YGWC-27S	YGWC-26I	YGWC-27I
8/12/2025	<0.04	0.0063 (J)	0.012 (J)	<0.04	0.0091 (J)				
8/13/2025									
8/14/2025						0.74	0.9	0.65	1.8
2/17/2026	<0.04	<0.04	0.013 (J)	<0.04	0.0079 (J)				
2/18/2026						0.91	1.1	0.76	2.2
2/19/2026									

ND substitution: RL or RL/2 if <15% NDs.

Prediction Limit

Constituent: Boron (mg/L) Analysis Run 5/6/2026 2:04 PM View: Appendix III Interwell

Plant Yates Client: Southern Company Data: Yates AP-2

	YGWC-28I	YGWC-28S	YGWC-29IB	YGWA-47 (bg)	GWA-2 (bg)	YGWA-2I (bg)	YGWA-39 (bg)	YGWA-40 (bg)
6/1/2016								
6/2/2016								
6/6/2016								
6/7/2016								
6/8/2016								
6/9/2016	2.2	2.3	0.88					
7/25/2016								
7/26/2016								
7/27/2016								
7/28/2016								
8/1/2016								
8/2/2016	2.22	2.21	0.872					
8/30/2016				0.0166 (J)				
8/31/2016					0.0315 (J)			
9/13/2016								
9/14/2016						<0.04		
9/15/2016								
9/16/2016								
9/19/2016								
9/20/2016								
9/21/2016	2.65	2.54	0.853					
11/1/2016								
11/2/2016								
11/3/2016								
11/4/2016						<0.04		
11/7/2016		2.49	0.815					
11/8/2016	2.44							
11/14/2016				0.0166 (J)				
11/28/2016					0.0095 (J)			
12/15/2016						0.0107 (J)		
1/10/2017								
1/11/2017								
1/12/2017								
1/13/2017								
1/16/2017						<0.04		
1/18/2017	1.88	2.04						
1/19/2017			0.803					
2/21/2017		2.29						
2/22/2017	2.05		0.855		<0.04			
2/23/2017								
2/24/2017				0.0145 (J)				
3/1/2017								
3/2/2017								
3/3/2017						<0.04		
3/6/2017								
3/7/2017								
3/8/2017								
4/26/2017								
4/27/2017								
4/28/2017						<0.04		
5/1/2017								
5/2/2017								

ND substitution: RL or RL/2 if <15% NDs.

Prediction Limit

Constituent: Boron (mg/L) Analysis Run 5/6/2026 2:04 PM View: Appendix III Interwell

Plant Yates Client: Southern Company Data: Yates AP-2

	YGWC-28I	YGWC-28S	YGWC-29IB	YGWA-47 (bg)	GWA-2 (bg)	YGWA-2I (bg)	YGWA-39 (bg)	YGWA-40 (bg)
5/3/2017								
5/5/2017	3.01	3.41						
5/8/2017			0.884	0.0141 (J)	0.0084 (J)			
5/26/2017						<0.04		
6/27/2017								
6/28/2017						<0.04		
6/29/2017								
6/30/2017								
7/5/2017	2.7		0.811					
7/7/2017		3.01						
7/10/2017								
7/11/2017				0.0131 (J)				
7/17/2017					0.0092 (J)			
10/3/2017						<0.04		
10/4/2017								
10/5/2017	2.53		0.851					
10/6/2017								
10/9/2017		2.76						
10/10/2017				0.0124 (J)				
10/11/2017							0.0135 (J)	
10/12/2017								0.0401
10/16/2017					<0.04			
11/20/2017							0.0251 (J)	0.156
1/10/2018								0.15
1/11/2018							0.0255 (J)	
2/19/2018					<0.04			0.15
2/20/2018							<0.04	
4/2/2018				0.013 (J)				
4/3/2018							0.033 (J)	0.12
6/5/2018								
6/6/2018								
6/7/2018						<0.04		
6/8/2018								
6/11/2018			0.9					
6/12/2018	2.8	2.9						
6/13/2018								
6/28/2018							0.053	0.16
8/6/2018					<0.04			
8/7/2018							0.024 (J)	0.12
9/19/2018				0.012 (J)				
9/24/2018							0.028 (J)	0.099
9/25/2018								
9/26/2018								
10/1/2018						<0.04		
10/2/2018			0.81					
10/3/2018	2.3	2.4						
2/25/2019					<0.04			
3/26/2019								0.096
3/27/2019				0.013 (J)			0.017 (J)	
3/28/2019								
3/29/2019						0.0065 (J)		
4/1/2019	2.7		0.85					

ND substitution: RL or RL/2 if <15% NDs.

Prediction Limit

Constituent: Boron (mg/L) Analysis Run 5/6/2026 2:04 PM View: Appendix III Interwell

Plant Yates Client: Southern Company Data: Yates AP-2

	YGWC-28I	YGWC-28S	YGWC-29IB	YGWA-47 (bg)	GWA-2 (bg)	YGWA-2I (bg)	YGWA-39 (bg)	YGWA-40 (bg)
4/2/2019		2.9						
4/3/2019								
6/12/2019					<0.04			
9/24/2019						0.0076 (J)		
9/25/2019			0.73					
9/26/2019	2.8	2.5						
10/8/2019				0.012 (J)	<0.04			
10/9/2019							0.017 (J)	0.079
3/17/2020				0.023 (J)	0.0051 (J)			
3/18/2020								
3/19/2020	2.4	2.5				0.0073 (J)		
3/20/2020			0.8					
3/24/2020								0.088 (J)
3/25/2020							0.043 (J)	
9/22/2020				0.0076 (J)	0.0079 (J)			
9/23/2020						<0.04		
9/24/2020	2.1	2.6	0.84				0.037 (J)	0.087 (J)
9/25/2020								
3/1/2021				0.013 (J)				
3/2/2021					<0.04			
3/3/2021	1.8	2.3	0.62			<0.04		
3/4/2021							0.033 (J)	0.078
8/19/2021				0.011 (J)				
8/20/2021	2.3	2.5	0.66		<0.04			
8/26/2021							0.095	
8/27/2021						<0.04		
9/1/2021								
9/3/2021								0.077
2/8/2022	2.4	2.4	0.71	0.015 (J)	<0.04		0.13	0.074
2/9/2022						<0.04		
2/10/2022								
2/11/2022								
8/30/2022					<0.04	<0.04		
8/31/2022				0.0091 (J)			0.14	0.062
9/1/2022	1.8	2.2	0.71					
2/7/2023					<0.04	<0.04	0.13	
2/8/2023			0.9	0.011 (J)				0.057
2/9/2023	1.8	2.3						
8/2/2023			0.75					
8/15/2023				<0.04	<0.04	<0.04	0.15 (J)	0.052 (J)
8/16/2023	1.7	2.1						
8/17/2023								
2/20/2024				0.023 (J)	0.017 (J)	<0.04	0.12	0.056
2/21/2024	1.6	2.3						
2/22/2024			1.1					
2/23/2024								
8/20/2024				<0.04		<0.04		
8/21/2024							0.13	0.061
8/22/2024	1.8	2.1	0.82					
2/25/2025				0.014 (J)		<0.04	0.13	0.061
2/26/2025	1.9	2.5	0.92					
2/27/2025								

ND substitution: RL or RL/2 if <15% NDs.

Prediction Limit

Constituent: Boron (mg/L) Analysis Run 5/6/2026 2:04 PM View: Appendix III Interwell

Plant Yates Client: Southern Company Data: Yates AP-2

	YGWC-28I	YGWC-28S	YGWC-29IB	YGWA-47 (bg)	GWA-2 (bg)	YGWA-2I (bg)	YGWA-39 (bg)	YGWA-40 (bg)
8/12/2025				0.022 (J)		<0.04	0.13	0.063
8/13/2025		2.3	0.85					
8/14/2025	1.7							
2/17/2026				0.018 (J)		<0.04	0.1	0.078
2/18/2026			0.94					
2/19/2026	2.1	2.6						

ND substitution: RL or RL/2 if <15% NDs.

Prediction Limit

Constituent: Calcium (mg/L) Analysis Run 5/6/2026 2:04 PM View: Appendix III Interwell

Plant Yates Client: Southern Company Data: Yates AP-2

	YGWA-1I (bg)	YGWA-3I (bg)	YGWA-1D (bg)	YGWA-14S (bg)	YGWA-3D (bg)	YGWA-5I (bg)	YGWA-30I (bg)	YGWA-5D (bg)	YGWA-4I (bg)
6/1/2016	2.5	21	12						
6/2/2016				1.3	28	2.4	1.3	33	8.8
6/6/2016									
6/7/2016									
6/8/2016									
6/9/2016									
7/25/2016	2.16	20.3					1.17		
7/26/2016			11	1.24	24.5	2.12		32.3	7.69
7/27/2016									
7/28/2016									
8/1/2016									
8/2/2016									
8/30/2016									
8/31/2016									
9/13/2016	2.21		11.8						
9/14/2016		19.7				2.18		31	8.49
9/15/2016				1.17	27				
9/16/2016									
9/19/2016							1.05		
9/20/2016									
9/21/2016									
11/1/2016		18.4	11		25.6		1.14		
11/2/2016				1.23				30.9	7.83
11/3/2016									
11/4/2016	2.67					2.17 (J)			
11/7/2016									
11/8/2016									
11/14/2016									
11/28/2016									
12/15/2016									
1/10/2017				1.24					
1/11/2017		20.3	11.2		27.5				
1/12/2017						2.37		35.7	
1/13/2017									8.08
1/16/2017	2.45						1.23		
1/18/2017									
1/19/2017									
2/21/2017							1.25		
2/22/2017									
2/23/2017									
2/24/2017									
3/1/2017		18.6							
3/2/2017	2.57		11		27.5				
3/3/2017									
3/6/2017									8.64
3/7/2017						2.34		32.7	
3/8/2017				1.21					
4/26/2017		25.6		1.14	30.4		1.03		
4/27/2017	2.38		11.1						
4/28/2017									
5/1/2017								37	13.4
5/2/2017						2.17			

Prediction Limit

Constituent: Calcium (mg/L) Analysis Run 5/6/2026 2:04 PM View: Appendix III Interwell

Plant Yates Client: Southern Company Data: Yates AP-2

	YGWA-1I (bg)	YGWA-3I (bg)	YGWA-1D (bg)	YGWA-14S (bg)	YGWA-3D (bg)	YGWA-5I (bg)	YGWA-30I (bg)	YGWA-5D (bg)	YGWA-4I (bg)
5/3/2017									
5/5/2017									
5/8/2017									
5/26/2017									
6/27/2017	2.36		13.8			2.13		36.5	
6/28/2017		23.9			29.8				
6/29/2017									8.81
6/30/2017				1.24			1.13		
7/5/2017									
7/7/2017									
7/10/2017									
7/11/2017									
7/17/2017									
10/3/2017	2.21		14			2.15		30.9	
10/4/2017		22.1			29.7		1.09		
10/5/2017				1.11					9.29
10/6/2017									
10/9/2017									
10/10/2017									
10/11/2017									
10/12/2017									
10/16/2017									
11/20/2017									
1/10/2018									
1/11/2018									
2/19/2018									
2/20/2018									
4/2/2018									
4/3/2018									
6/5/2018			15.2 (J)						
6/6/2018	2.3							26.2	
6/7/2018					29.1	2.3			8.2
6/8/2018		21.9 (J)		1.1					
6/11/2018							1.1		
6/12/2018									
6/13/2018									
6/28/2018									
8/6/2018									
8/7/2018									
9/19/2018									
9/24/2018									
9/25/2018									
9/26/2018						2.3		25.8	9.5 (J)
10/1/2018	1.8	19.7	15.1	0.99	26.9				
10/2/2018							1.1		
10/3/2018									
2/25/2019									
3/26/2019									
3/27/2019									
3/28/2019	2.2		13.3 (J)						
3/29/2019				1.1					
4/1/2019		20.4 (J)			30.1		1.3		

Prediction Limit

Constituent: Calcium (mg/L) Analysis Run 5/6/2026 2:04 PM View: Appendix III Interwell

Plant Yates Client: Southern Company Data: Yates AP-2

	YGWA-1I (bg)	YGWA-3I (bg)	YGWA-1D (bg)	YGWA-14S (bg)	YGWA-3D (bg)	YGWA-5I (bg)	YGWA-30I (bg)	YGWA-5D (bg)	YGWA-4I (bg)
4/2/2019									
4/3/2019						2.8		24.7 (J)	8.4
6/12/2019									
9/24/2019	2.3		15.8			2.5		25.8	
9/25/2019		22.4		1.1	29.5		1.1		9.5
9/26/2019									
10/8/2019									
10/9/2019									
10/10/2019						2.4		24.2	9.9
3/17/2020									
3/18/2020	2.1			1.1					
3/19/2020		21.9	15		31.5		1.2		
3/20/2020									
3/24/2020						2.5		26.1	
3/25/2020									10.5
9/22/2020						2.6		27.2	9.6
9/23/2020	1.8	23.6	14.1		28.6				
9/24/2020							1.1		
9/25/2020				1.3					
3/1/2021							1.2		
3/2/2021				1.2		2.6		1.6	
3/3/2021	1.8	20.6	14.1		29.8				7.7
3/4/2021									
8/19/2021	2		14.2	1.2	28.1		1.2		
8/20/2021									
8/26/2021						2.5		25.2	7.6
8/27/2021		24.7							
9/1/2021									
9/3/2021									
2/8/2022									
2/9/2022	2.1	23.7	14.9		30.3				
2/10/2022				1.3		2.5		24.8	
2/11/2022							1.5		7.5
8/30/2022			14.9			2.5		24.8	
8/31/2022	1.9	23.5		1.3	28.7		1.3		8.9
9/1/2022									
2/7/2023	2.2		15					26.6	
2/8/2023		23.3		1.5	28.9		1.3		
2/9/2023						2.8			9.6
8/2/2023									
8/15/2023	1.8		13.5	1.3	27.4	2.6		25	7.8
8/16/2023		24.9					1.4		
8/17/2023									
2/20/2024	2.2	23.7	15.3		30.7	2.7	1.3	27.2	9.9
2/21/2024									
2/22/2024									
2/23/2024				1.6					
8/20/2024	1.9	23.4	17.7	1.3	30	3.2	1.4	29.1	9.1
8/21/2024									
8/22/2024									
2/25/2025	1.8	21.2	16.4	1.3	27.9	2.8	1.4	25.9	8.1
2/26/2025									

Prediction Limit

Constituent: Calcium (mg/L) Analysis Run 5/6/2026 2:04 PM View: Appendix III Interwell

Plant Yates Client: Southern Company Data: Yates AP-2

	YGWA-1I (bg)	YGWA-3I (bg)	YGWA-1D (bg)	YGWA-14S (bg)	YGWA-3D (bg)	YGWA-5I (bg)	YGWA-30I (bg)	YGWA-5D (bg)	YGWA-4I (bg)
2/27/2025									
8/12/2025	1.6	22.9	15	1.2	27.1	2.7	1.3	27.2	9.5
8/13/2025									
8/14/2025									
2/17/2026	1.7	23.1	15.5	1.4	30.7	2.8	1.4	29.1	9.8
2/18/2026									
2/19/2026									

Prediction Limit

Constituent: Calcium (mg/L) Analysis Run 5/6/2026 2:04 PM View: Appendix III Interwell

Plant Yates Client: Southern Company Data: Yates AP-2

	YGWA-18I (bg)	YGWA-18S (bg)	YGWA-21I (bg)	YGWA-17S (bg)	YGWA-20S (bg)	YGWC-26I	YGWC-27I	YGWC-27S	YGWC-26S
6/1/2016									
6/2/2016									
6/6/2016	6.2	1.4							
6/7/2016			3.7	2.2	2.3				
6/8/2016						15	25	44	13
6/9/2016									
7/25/2016									
7/26/2016									
7/27/2016	4.73	1.19		2	2.08				
7/28/2016			3.15						
8/1/2016						14.5	21.4	36.3	12.2
8/2/2016									
8/30/2016									
8/31/2016									
9/13/2016									
9/14/2016									
9/15/2016									
9/16/2016		1.5		1.97					
9/19/2016	4.76		3.17		1.97				
9/20/2016						15.3	26.3	39.5	12.2
9/21/2016									
11/1/2016									
11/2/2016					2.13				
11/3/2016	5.25	1.31	3.4	1.99					
11/4/2016									
11/7/2016						13.8	26.1	34.9	12.1
11/8/2016									
11/14/2016									
11/28/2016									
12/15/2016									
1/10/2017									
1/11/2017	4.74	1.25		2.28					
1/12/2017									
1/13/2017			4.98		2.45				
1/16/2017									
1/18/2017						15.1	25.6		11.5
1/19/2017								37	
2/21/2017						14.6			11.7
2/22/2017								37.6	
2/23/2017							28.2		
2/24/2017									
3/1/2017	5.37	1.26							
3/2/2017				2.15					
3/3/2017									
3/6/2017			6.28		2.48				
3/7/2017									
3/8/2017									
4/26/2017	4.28	1.05	6.65		2.3				
4/27/2017									
4/28/2017									
5/1/2017									
5/2/2017				1.95					

Prediction Limit

Constituent: Calcium (mg/L) Analysis Run 5/6/2026 2:04 PM View: Appendix III Interwell

Plant Yates Client: Southern Company Data: Yates AP-2

	YGWA-18I (bg)	YGWA-18S (bg)	YGWA-21I (bg)	YGWA-17S (bg)	YGWA-20S (bg)	YGWC-26I	YGWC-27I	YGWC-27S	YGWC-26S
5/3/2017									11.9
5/5/2017									
5/8/2017						15.2	27.2	35.7	
5/26/2017									
6/27/2017									
6/28/2017	4.95	1.06							
6/29/2017			6.04	2.02	2.54				
6/30/2017							27.2	36.2	
7/5/2017									
7/7/2017									
7/10/2017						17.4			12.7
7/11/2017									
7/17/2017									
10/3/2017			8.28						
10/4/2017		1.1		2.03	2.25				
10/5/2017	5.28								
10/6/2017								39.8	
10/9/2017							27.3		
10/10/2017						15.5			11.4
10/11/2017									
10/12/2017									
10/16/2017									
11/20/2017									
1/10/2018									
1/11/2018									
2/19/2018									
2/20/2018									
4/2/2018									
4/3/2018									
6/5/2018			9.1						
6/6/2018					2.3				
6/7/2018	4.8								
6/8/2018									
6/11/2018		1.4		2.1					
6/12/2018								36.2	
6/13/2018						15.5	29.4		12.5
6/28/2018									
8/6/2018									
8/7/2018									
9/19/2018									
9/24/2018									
9/25/2018	4.6	1	10.4 (J)	2.1	2.3				
9/26/2018									
10/1/2018									
10/2/2018						14.7	29.2	39.1	12.4 (J)
10/3/2018									
2/25/2019									
3/26/2019									
3/27/2019									
3/28/2019									
3/29/2019									
4/1/2019							27.4	38	

Prediction Limit

Constituent: Calcium (mg/L) Analysis Run 5/6/2026 2:04 PM View: Appendix III Interwell

Plant Yates Client: Southern Company Data: Yates AP-2

	YGWA-18I (bg)	YGWA-18S (bg)	YGWA-21I (bg)	YGWA-17S (bg)	YGWA-20S (bg)	YGWC-26I	YGWC-27I	YGWC-27S	YGWC-26S
4/2/2019			8.8	2.5		16.1 (J)			11.9 (J)
4/3/2019	5.3	1.2			2.9				
6/12/2019									
9/24/2019			7.7						
9/25/2019				2.6	2.4	15.6			11.6
9/26/2019	5.075 (D)	1.085 (D)					24.2	37.5	
10/8/2019									
10/9/2019									
10/10/2019			5.6	2.4	2.6				
3/17/2020									
3/18/2020									
3/19/2020									13
3/20/2020						17.1	30.3	42.1	
3/24/2020	5.3	1	6	2.7	2.6				
3/25/2020									
9/22/2020									
9/23/2020	5.2	0.91 (J)		2.6					
9/24/2020			7.8		2.6	16.9	27.9	38.6	11.3
9/25/2020									
3/1/2021									
3/2/2021									12.9
3/3/2021	5.2	0.96 (J)		2.5	2.4	16.1	25.7	30.2	
3/4/2021			8.7						
8/19/2021									11.5
8/20/2021						17.2	25.7	29.9	
8/26/2021		0.98 (J)							
8/27/2021	5.1			2.7	2.4				
9/1/2021			9.5						
9/3/2021									
2/8/2022								27.2	
2/9/2022	5.1	0.87 (J)	9.8	2.8	2.3				
2/10/2022						16.4	27.4		11.6
2/11/2022									
8/30/2022	5.7	0.77 (J)	7.3	3					
8/31/2022					2.4	16.4			10.8
9/1/2022							28.2	21.3	
2/7/2023	5.5	0.79 (J)	7.5	2.9	2.4				
2/8/2023									
2/9/2023						15.8	26.9	20.1	10.7
8/2/2023									
8/15/2023	5.1	0.8 (J)	6.1	2.9	2.2				
8/16/2023									
8/17/2023						15.6	25.4	20.8	10.8
2/20/2024	5.6		7	3.2	2.5				
2/21/2024							27.7	20.4	
2/22/2024						16.7			11
2/23/2024		0.84 (J)							
8/20/2024	5.9		6.9	3.5	2.8				
8/21/2024		0.96 (J)				16.7	26.9		11.6
8/22/2024								21.3	
2/25/2025	5.3	0.88 (J)	6	3	2.6				
2/26/2025							25.9		

Prediction Limit

Constituent: Calcium (mg/L) Analysis Run 5/6/2026 2:04 PM View: Appendix III Interwell

Plant Yates Client: Southern Company Data: Yates AP-2

	YGWA-18I (bg)	YGWA-18S (bg)	YGWA-21I (bg)	YGWA-17S (bg)	YGWA-20S (bg)	YGWC-26I	YGWC-27I	YGWC-27S	YGWC-26S
2/27/2025						15.7		20.7	10.2
8/12/2025	4.7	0.76	6.9	3.1	2.6				
8/13/2025									
8/14/2025						14.7	21.9	18.2	8.8
2/17/2026	5.6	0.86	8.9	3.4	2.9				
2/18/2026						17.2	22.6	23.8	11
2/19/2026									

Prediction Limit

Constituent: Calcium (mg/L) Analysis Run 5/6/2026 2:04 PM View: Appendix III Interwell

Plant Yates Client: Southern Company Data: Yates AP-2

	YGWC-29IB	YGWC-28S	YGWC-28I	YGWA-47 (bg)	GWA-2 (bg)	YGWA-2I (bg)	YGWA-39 (bg)	YGWA-40 (bg)
6/1/2016								
6/2/2016								
6/6/2016								
6/7/2016								
6/8/2016								
6/9/2016	12	26	36					
7/25/2016								
7/26/2016								
7/27/2016								
7/28/2016								
8/1/2016								
8/2/2016	11.7	25.8	35.5					
8/30/2016				20.9				
8/31/2016					9.31			
9/13/2016								
9/14/2016						23.5		
9/15/2016								
9/16/2016								
9/19/2016								
9/20/2016								
9/21/2016	11.1	24.9	33.2					
11/1/2016								
11/2/2016								
11/3/2016								
11/4/2016						23.7		
11/7/2016	11.4	25.1						
11/8/2016			33.8					
11/14/2016				18.6				
11/28/2016					9.47			
12/15/2016						23.1		
1/10/2017								
1/11/2017								
1/12/2017								
1/13/2017								
1/16/2017						23.3		
1/18/2017		26.1	33.4					
1/19/2017	12							
2/21/2017		29						
2/22/2017	11.2		33.8		10.4			
2/23/2017								
2/24/2017				16.1				
3/1/2017								
3/2/2017								
3/3/2017						25.1		
3/6/2017								
3/7/2017								
3/8/2017								
4/26/2017								
4/27/2017								
4/28/2017						30.7		
5/1/2017								
5/2/2017								

Prediction Limit

Constituent: Calcium (mg/L) Analysis Run 5/6/2026 2:04 PM View: Appendix III Interwell

Plant Yates Client: Southern Company Data: Yates AP-2

	YGWC-29IB	YGWC-28S	YGWC-28I	YGWA-47 (bg)	GWA-2 (bg)	YGWA-2I (bg)	YGWA-39 (bg)	YGWA-40 (bg)
5/3/2017								
5/5/2017		28.1	33.5					
5/8/2017	11.2			14.6	14.2			
5/26/2017						26.2		
6/27/2017								
6/28/2017						26.1		
6/29/2017								
6/30/2017								
7/5/2017	11.9		33.4					
7/7/2017		28.6						
7/10/2017								
7/11/2017				14.3				
7/17/2017					14.1			
10/3/2017						26.7		
10/4/2017								
10/5/2017	12		36.4					
10/6/2017								
10/9/2017		27.3						
10/10/2017				12.1				
10/11/2017							2.74	
10/12/2017								2.9
10/16/2017					13.6			
11/20/2017							1.81	10.4
1/10/2018								10.2
1/11/2018							1.54	
2/19/2018					<25			<25
2/20/2018							1.7	
4/2/2018				<25				
4/3/2018							1.4	6.3
6/5/2018								
6/6/2018								
6/7/2018						25		
6/8/2018								
6/11/2018	12.1							
6/12/2018		26.4	33.4					
6/13/2018								
6/28/2018							1.4	6.7
8/6/2018					11.4 (J)			
8/7/2018							1.2	6.3
9/19/2018				11.1 (J)				
9/24/2018							1.1	5.7
9/25/2018								
9/26/2018								
10/1/2018						25		
10/2/2018	11.7 (J)							
10/3/2018		25.8	32.6					
2/25/2019					12.7 (J)			
3/26/2019								5.6
3/27/2019				10.8 (J)			1.5	
3/28/2019								
3/29/2019						23.5 (J)		
4/1/2019	11.9 (J)		33.8					

ND substitution: RL or RL/2 if <15% NDs.

Prediction Limit

Constituent: Calcium (mg/L) Analysis Run 5/6/2026 2:04 PM View: Appendix III Interwell

Plant Yates Client: Southern Company Data: Yates AP-2

	YGWC-29IB	YGWC-28S	YGWC-28I	YGWA-47 (bg)	GWA-2 (bg)	YGWA-2I (bg)	YGWA-39 (bg)	YGWA-40 (bg)
4/2/2019		25.7						
4/3/2019								
6/12/2019					18.9			
9/24/2019						26.4		
9/25/2019	10.7							
9/26/2019		26.1	32					
10/8/2019				9.7	28.3			
10/9/2019							2.4 (D)	5.05 (D)
10/10/2019								
3/17/2020				14.8	24.3			
3/18/2020								
3/19/2020		30.4	37.3			27.4		
3/20/2020	12.7							
3/24/2020								4.8
3/25/2020							2.7	
9/22/2020				10.1	31			
9/23/2020						26.3		
9/24/2020	12.4	30.8	34.3				3.7	4.4
9/25/2020								
3/1/2021				10.3				
3/2/2021					34.2			
3/3/2021	9.5	28.4	30.9			25.6		
3/4/2021							8.2	4.6
8/19/2021				9.6				
8/20/2021	10.2	27.8	33.1		26.5			
8/26/2021							14.1	
8/27/2021						22.6		
9/1/2021								
9/3/2021								5.6
2/8/2022	9.3	26.7	31.8	9.4	25.6		15.2	6
2/9/2022						23.4		
2/10/2022								
2/11/2022								
8/30/2022					23.5	25.4		
8/31/2022				9.6			16.3	6.2
9/1/2022	11	33.1	26.3					
2/7/2023					22.3	25.6	16.1	
2/8/2023	11.9			9.2				5.9
2/9/2023		33.1	27.7					
8/2/2023	11.8							
8/15/2023				9.6	20.3	23.2	17.2	5.3
8/16/2023		31.2	27.3					
8/17/2023								
2/20/2024				10.3	22.8	28.2	16.9	5.6
2/21/2024		31	27.8					
2/22/2024	11.5							
2/23/2024								
8/20/2024				10		30.4		
8/21/2024							19.7	6
8/22/2024	11.2	30.4	28.8					
2/25/2025				9.9		27.3	17.3	4.8
2/26/2025	11.1	28.4	29.7					

Prediction Limit

Constituent: Calcium (mg/L) Analysis Run 5/6/2026 2:04 PM View: Appendix III Interwell

Plant Yates Client: Southern Company Data: Yates AP-2

	YGWC-29IB	YGWC-28S	YGWC-28I	YGWA-47 (bg)	GWA-2 (bg)	YGWA-2I (bg)	YGWA-39 (bg)	YGWA-40 (bg)
2/27/2025								
8/12/2025				10.2		22	18.8	4.5
8/13/2025	11.5	28.8						
8/14/2025			23.7					
2/17/2026				10.7		27.5	17.9	5.3
2/18/2026	11.9							
2/19/2026		28.4	32.6					

Prediction Limit

Constituent: Chloride (mg/L) Analysis Run 5/6/2026 2:04 PM View: Appendix III Interwell

Plant Yates Client: Southern Company Data: Yates AP-2

	YGWA-1I (bg)	YGWA-3I (bg)	YGWA-1D (bg)	YGWA-14S (bg)	YGWA-3D (bg)	YGWA-5I (bg)	YGWA-30I (bg)	YGWA-5D (bg)	YGWA-4I (bg)
6/1/2016	1.6	1.3	1.3						
6/2/2016				4.1	1.4	4.3	1.9	7.2	3.7
6/6/2016									
6/7/2016									
6/8/2016									
6/9/2016									
7/25/2016	1.4	1.3					1.7		
7/26/2016			1.2	4	1.6	4.4		6.6	3.6
7/27/2016									
7/28/2016									
8/1/2016									
8/2/2016									
8/30/2016									
8/31/2016									
9/13/2016	1.3		1.1						
9/14/2016		1.3				3.8		6.6	3.4
9/15/2016				4.2	1.5				
9/16/2016									
9/19/2016							1.6		
9/20/2016									
9/21/2016									
11/1/2016		1.4	1.3		1.7		1.8		
11/2/2016				4.9				7.6	4.5
11/3/2016									
11/4/2016	1.6					4.8			
11/7/2016									
11/8/2016									
11/14/2016									
11/28/2016									
12/15/2016									
1/10/2017				4.1					
1/11/2017		1.1	1.1		1.2				
1/12/2017						3.8		6.8	
1/13/2017									4.2
1/16/2017	1.4						1.7		
1/18/2017									
1/19/2017									
2/21/2017							1.7		
2/22/2017									
2/23/2017									
2/24/2017									
3/1/2017		1.1							
3/2/2017	1.3		1		1.2				
3/3/2017									
3/6/2017									3.6
3/7/2017						4.5		6.8	
3/8/2017				4.2					
4/26/2017		1.1		4.1	1.2		1.7		
4/27/2017	1.3		1						
4/28/2017									
5/1/2017								7.2	4.3
5/2/2017						4.6			

Prediction Limit

Constituent: Chloride (mg/L) Analysis Run 5/6/2026 2:04 PM View: Appendix III Interwell

Plant Yates Client: Southern Company Data: Yates AP-2

	YGWA-1I (bg)	YGWA-3I (bg)	YGWA-1D (bg)	YGWA-14S (bg)	YGWA-3D (bg)	YGWA-5I (bg)	YGWA-30I (bg)	YGWA-5D (bg)	YGWA-4I (bg)
5/3/2017									
5/5/2017									
5/8/2017									
5/26/2017									
6/27/2017	1.4		1.1			4.3		7	
6/28/2017		1.2			1.3				
6/29/2017									4.2
6/30/2017				3.7			1.8		
7/5/2017									
7/7/2017									
7/10/2017									
7/11/2017									
7/17/2017									
10/3/2017	1.7		1.1			4.2		6.5	
10/4/2017		1.2			1.5		1.8		
10/5/2017				3.8					4.7
10/6/2017									
10/9/2017									
10/10/2017									
10/11/2017									
10/12/2017									
10/16/2017									
11/20/2017									
1/10/2018									
1/11/2018									
2/19/2018									
2/20/2018									
4/2/2018									
4/3/2018									
6/5/2018			1.1						
6/6/2018	1.4							4.7	
6/7/2018					1.2	4.5			4.4
6/8/2018		1.2		3.4					
6/11/2018							2		
6/12/2018									
6/13/2018									
6/28/2018									
8/6/2018									
8/7/2018									
9/19/2018									
9/24/2018									
9/25/2018									
9/26/2018						5.1		4.8	4.8
10/1/2018	1.4	1.2	1.1	3.8	1.5				
10/2/2018							1.8		
10/3/2018									
2/25/2019									
3/26/2019									
3/27/2019									
3/28/2019	1.5		1.4						
3/29/2019				4.2					
4/1/2019		1.1			1.2		1.7		

Prediction Limit

Constituent: Chloride (mg/L) Analysis Run 5/6/2026 2:04 PM View: Appendix III Interwell

Plant Yates Client: Southern Company Data: Yates AP-2

	YGWA-1I (bg)	YGWA-3I (bg)	YGWA-1D (bg)	YGWA-14S (bg)	YGWA-3D (bg)	YGWA-5I (bg)	YGWA-30I (bg)	YGWA-5D (bg)	YGWA-4I (bg)
4/2/2019									
4/3/2019						4.2		4	4.3
6/12/2019									
9/24/2019	1.3		1.1			4.5		3.7	
9/25/2019		1.1		4.8	1.1		1.6		4.5
9/26/2019									
10/8/2019									
10/9/2019									
10/10/2019						1.6		4.3	
3/17/2020									
3/18/2020	1.4			5.2					
3/19/2020		1.1	1.1		1.2		1.8		
3/20/2020									
3/24/2020						4.3		3.5	
3/25/2020									3.9
9/22/2020						4.2		3.6	4.5
9/23/2020	1.2	1	0.99 (J)		1.1				
9/24/2020							1.5		
9/25/2020				5.3					
3/1/2021							1.6		
3/2/2021				4.9		4.3		3.2	
3/3/2021	1.2	0.99 (J)	0.96 (J)		1.1				4.1 (J)
3/4/2021									
8/19/2021	1.3		1.1	5	1.1		1.6		
8/20/2021									
8/26/2021						4.3		3.4	4.4
8/27/2021		1.1							
9/1/2021									
9/3/2021									
2/8/2022									
2/9/2022	1.3	1.1	1		1.1				
2/10/2022				4.7		4.4		3.2	
2/11/2022							2.1		4.1
8/30/2022			1.3			4.4		3.5	
8/31/2022	1.5	1.3		4.6	1.3		1.8		4.4
9/1/2022									
2/7/2023	1.5		1.3					3.3	
2/8/2023		1.1		4.9	1.2		1.6		
2/9/2023						5			4.5
8/2/2023									
8/15/2023	1.4		1.1	4.1	1.1	4.1		3.1	4.4
8/16/2023		1.1					1.5		
8/17/2023									
2/20/2024	1.2	1.1	1		1.1	4.8	1.4	3.2	4.6
2/21/2024									
2/22/2024									
2/23/2024				4.8					
8/20/2024	1.3	1	1	4.5	1.1	4.8	1.4	3.4	5.2
8/21/2024									
8/22/2024									
2/25/2025	1.1	0.9 (J)	0.9 (J)	4.1	0.94 (J)	4.4	1.3	2.8	4.5
2/26/2025									

Prediction Limit

Constituent: Chloride (mg/L) Analysis Run 5/6/2026 2:04 PM View: Appendix III Interwell

Plant Yates Client: Southern Company Data: Yates AP-2

	YGWA-1I (bg)	YGWA-3I (bg)	YGWA-1D (bg)	YGWA-14S (bg)	YGWA-3D (bg)	YGWA-5I (bg)	YGWA-30I (bg)	YGWA-5D (bg)	YGWA-4I (bg)
2/27/2025									
8/12/2025	1.5	1.3	1.3	4.7	1.3	5	1.6	3.4	5.1
8/13/2025									
8/14/2025									
2/17/2026	1.3	1.1	1.1	5.1	1.1	4.8	1.7	3.5	5.4
2/18/2026									
2/19/2026									

Prediction Limit

Constituent: Chloride (mg/L) Analysis Run 5/6/2026 2:04 PM View: Appendix III Interwell

Plant Yates Client: Southern Company Data: Yates AP-2

	YGWA-18I (bg)	YGWA-18S (bg)	YGWA-21I (bg)	YGWA-17S (bg)	YGWA-20S (bg)	YGWC-26I	YGWC-27I	YGWC-27S	YGWC-26S
6/1/2016									
6/2/2016									
6/6/2016	6.8	6.4							
6/7/2016			2.8	4.5	1.9				
6/8/2016						19	14	22	18
6/9/2016									
7/25/2016									
7/26/2016									
7/27/2016	6.7	6.2		4.5	1.9				
7/28/2016			2.6						
8/1/2016						17	13	21	16
8/2/2016									
8/30/2016									
8/31/2016									
9/13/2016									
9/14/2016									
9/15/2016									
9/16/2016		6.1		4.5					
9/19/2016	7		2.4		1.9				
9/20/2016						18	13	22	18
9/21/2016									
11/1/2016									
11/2/2016					2.6				
11/3/2016	7.5	7.4	2.9	5.4					
11/4/2016									
11/7/2016						17	14	24	16
11/8/2016									
11/14/2016									
11/28/2016									
12/15/2016									
1/10/2017									
1/11/2017	6.5	6.1		4.7					
1/12/2017									
1/13/2017			2.5		2.3				
1/16/2017									
1/18/2017						19	14		17
1/19/2017								22	
2/21/2017						18			16
2/22/2017								21	
2/23/2017							14		
2/24/2017									
3/1/2017	6.9	6							
3/2/2017				4.8					
3/3/2017									
3/6/2017			2.1		1.9				
3/7/2017									
3/8/2017									
4/26/2017	7	6.5	2.1		2				
4/27/2017									
4/28/2017									
5/1/2017									
5/2/2017				4.6					

Prediction Limit

Constituent: Chloride (mg/L) Analysis Run 5/6/2026 2:04 PM View: Appendix III Interwell

Plant Yates Client: Southern Company Data: Yates AP-2

	YGWA-18I (bg)	YGWA-18S (bg)	YGWA-21I (bg)	YGWA-17S (bg)	YGWA-20S (bg)	YGWC-26I	YGWC-27I	YGWC-27S	YGWC-26S
5/3/2017									17
5/5/2017									
5/8/2017						18	14	22	
5/26/2017									
6/27/2017									
6/28/2017	7	6.4							
6/29/2017			2.8	4.5	2.6				
6/30/2017							14	21	
7/5/2017									
7/7/2017									
7/10/2017						19			15
7/11/2017									
7/17/2017									
10/3/2017			2.2						
10/4/2017		6.8		4.7	2.6				
10/5/2017	7								
10/6/2017								21	
10/9/2017							14		
10/10/2017						19			15
10/11/2017									
10/12/2017									
10/16/2017									
11/20/2017									
1/10/2018									
1/11/2018									
2/19/2018									
2/20/2018									
4/2/2018									
4/3/2018									
6/5/2018			1.7						
6/6/2018					2.7				
6/7/2018	6.8								
6/8/2018									
6/11/2018		6.8		4.9					
6/12/2018								19.8	
6/13/2018						18.1	13.1		14.2
6/28/2018									
8/6/2018									
8/7/2018									
9/19/2018									
9/24/2018									
9/25/2018	7.9	7.8	2.2	5.6	3.6				
9/26/2018									
10/1/2018									
10/2/2018						18.3	13.8	19.9	14
10/3/2018									
2/25/2019									
3/26/2019									
3/27/2019									
3/28/2019									
3/29/2019									
4/1/2019							14.2	19.7	

Prediction Limit

Constituent: Chloride (mg/L) Analysis Run 5/6/2026 2:04 PM View: Appendix III Interwell

Plant Yates Client: Southern Company Data: Yates AP-2

	YGWA-18I (bg)	YGWA-18S (bg)	YGWA-21I (bg)	YGWA-17S (bg)	YGWA-20S (bg)	YGWC-26I	YGWC-27I	YGWC-27S	YGWC-26S
4/2/2019			2.5	4.8		17.9			13.5
4/3/2019	6.9	6.3			3.1				
6/12/2019									
9/24/2019			3.1						
9/25/2019				5.7	2.8	17.1			14.4
9/26/2019	7	7.1					14.3	19.6	
10/8/2019									
10/9/2019									
10/10/2019			3.3	5.8	3.7				
3/17/2020									
3/18/2020									
3/19/2020									15.4
3/20/2020						17.7	13	17.7	
3/24/2020	7	6.8	2.8	5	2.7				
3/25/2020									
9/22/2020									
9/23/2020	7.2	7.2		6.6					
9/24/2020			2		2.7	17.1	13.3	17	15.7
9/25/2020									
3/1/2021									
3/2/2021									13.2
3/3/2021	7	7.2		7.1	2.7	16.6	13	4	
3/4/2021			1.8						
8/19/2021									13.5
8/20/2021						14.4	13.7	15.2	
8/26/2021		7.3							
8/27/2021	7.4			8.5	2.8				
9/1/2021			1.8						
9/3/2021									
2/8/2022								13	
2/9/2022	7.5	7	1.7	10.9	2.8				
2/10/2022						15.4	13.1		14
2/11/2022									
8/30/2022	7.9	7	2.4	12					
8/31/2022					2.9	16.6			15
9/1/2022							13.4	10.4	
2/7/2023	7.4	6.4	2.4	11.4	2.9				
2/8/2023									
2/9/2023						16.6	13.9	11.5	15.1
8/2/2023									
8/15/2023	7.3	6.7	2.3	11.6	2.8				
8/16/2023									
8/17/2023						15.7	12.9	11.7	14.4
2/20/2024	7.6		2.3	12.2	2.9				
2/21/2024							12.5	12.6	
2/22/2024						16			14.9
2/23/2024		6.6							
8/20/2024	7.8		2.3	12.7	3				
8/21/2024		7.4				15.8	12.2		15.2
8/22/2024								13.9	
2/25/2025	7	6.5	2	11.4	2.6				
2/26/2025							11.6		

Prediction Limit

Constituent: Chloride (mg/L) Analysis Run 5/6/2026 2:04 PM View: Appendix III Interwell

Plant Yates Client: Southern Company Data: Yates AP-2

	YGWA-18I (bg)	YGWA-18S (bg)	YGWA-21I (bg)	YGWA-17S (bg)	YGWA-20S (bg)	YGWC-26I	YGWC-27I	YGWC-27S	YGWC-26S
2/27/2025						14.8		11.8	13.5
8/12/2025	7.7	7	2.2	12.4	3.1				
8/13/2025									
8/14/2025						15.8	12	13.9	14.4
2/17/2026	7.7	6.9	2.1	11.9	3.2				
2/18/2026						15.5	11.7	13.9	14.4
2/19/2026									

Prediction Limit

Constituent: Chloride (mg/L) Analysis Run 5/6/2026 2:04 PM View: Appendix III Interwell

Plant Yates Client: Southern Company Data: Yates AP-2

	YGWC-29IB	YGWC-28S	YGWC-28I	YGWA-47 (bg)	GWA-2 (bg)	YGWA-2I (bg)	YGWA-39 (bg)	YGWA-40 (bg)
6/1/2016								
6/2/2016								
6/6/2016								
6/7/2016								
6/8/2016								
6/9/2016	15	19	18					
7/25/2016								
7/26/2016								
7/27/2016								
7/28/2016								
8/1/2016								
8/2/2016	14	18	18					
8/30/2016				5.2				
8/31/2016					4			
9/13/2016								
9/14/2016						1.1		
9/15/2016								
9/16/2016								
9/19/2016								
9/20/2016								
9/21/2016	14	19	18					
11/1/2016								
11/2/2016								
11/3/2016								
11/4/2016						1.4		
11/7/2016	14	20						
11/8/2016			18					
11/14/2016				6.4				
11/28/2016					4.2			
12/15/2016						2.9		
1/10/2017								
1/11/2017								
1/12/2017								
1/13/2017								
1/16/2017						0.98		
1/18/2017		20	18					
1/19/2017	14							
2/21/2017		19						
2/22/2017	13		18		3.7			
2/23/2017								
2/24/2017				5.5				
3/1/2017								
3/2/2017								
3/3/2017						1.1		
3/6/2017								
3/7/2017								
3/8/2017								
4/26/2017								
4/27/2017								
4/28/2017						0.91		
5/1/2017								
5/2/2017								

Prediction Limit

Constituent: Chloride (mg/L) Analysis Run 5/6/2026 2:04 PM View: Appendix III Interwell

Plant Yates Client: Southern Company Data: Yates AP-2

	YGWC-29IB	YGWC-28S	YGWC-28I	YGWA-47 (bg)	GWA-2 (bg)	YGWA-2I (bg)	YGWA-39 (bg)	YGWA-40 (bg)
5/3/2017								
5/5/2017		21	19					
5/8/2017	15			5.8	4.2			
5/26/2017						0.93		
6/27/2017								
6/28/2017						1		
6/29/2017								
6/30/2017								
7/5/2017	14		18					
7/7/2017		20						
7/10/2017								
7/11/2017				5.8				
7/17/2017					3.8			
10/3/2017						1.2		
10/4/2017								
10/5/2017	15		19					
10/6/2017								
10/9/2017		20						
10/10/2017				5.9				
10/11/2017							2.4	
10/12/2017								3.8
10/16/2017					4.2			
11/20/2017							1.8	4.4
1/10/2018								4.6
1/11/2018							1.6	
2/19/2018					4.3			4.6
2/20/2018							2	
4/2/2018				4.8				
4/3/2018							3.3	5.9
6/5/2018								
6/6/2018								
6/7/2018						1		
6/8/2018								
6/11/2018	13.6							
6/12/2018		19.3	17.6					
6/13/2018								
6/28/2018							2.1	5
8/6/2018					3.8			
8/7/2018							1.2	4.3
9/19/2018				4				
9/24/2018							1.3	4.9
9/25/2018								
9/26/2018								
10/1/2018						1.1		
10/2/2018	13.4							
10/3/2018		20.2	17.7					
2/25/2019					4.1			
3/26/2019								4.4
3/27/2019				4.3			1.4	
3/28/2019								
3/29/2019						1.2		
4/1/2019	13.1		17.2					

Prediction Limit

Constituent: Chloride (mg/L) Analysis Run 5/6/2026 2:04 PM View: Appendix III Interwell

Plant Yates Client: Southern Company Data: Yates AP-2

	YGWC-29IB	YGWC-28S	YGWC-28I	YGWA-47 (bg)	GWA-2 (bg)	YGWA-2I (bg)	YGWA-39 (bg)	YGWA-40 (bg)
4/2/2019		19.5						
4/3/2019								
6/12/2019					4.7			
9/24/2019						0.95 (J)		
9/25/2019	11.3							
9/26/2019		19.5	17.3					
10/8/2019				4.4	5.1			
10/9/2019							2.05 (D)	5.05 (D)
10/10/2019								
3/17/2020				4.1	4.8			
3/18/2020								
3/19/2020		18.1	16			0.97 (J)		
3/20/2020	11.3							
3/24/2020								4.7
3/25/2020							1.9	
9/22/2020				4.2	4.2			
9/23/2020						0.88 (J)		
9/24/2020	10.9	18	15.1				2.7	5
9/25/2020								
3/1/2021				3.7				
3/2/2021					4.1			
3/3/2021	6.7	18	14.6			0.86 (J)		
3/4/2021							4.9	4.9
8/19/2021				3.5				
8/20/2021	6.8	18.1	15.2		5.2			
8/26/2021							7.2	
8/27/2021						0.99 (J)		
9/1/2021								
9/3/2021								5.5
2/8/2022	5.5	18.3	15.2	3.2	5.7		7.4	6.2
2/9/2022						1 (J)		
2/10/2022								
2/11/2022								
8/30/2022					6.3	1.2		
8/31/2022				3.5			6.7	6.3
9/1/2022	8.1	16.5	10.4					
2/7/2023					6.1	1.1	5.6	
2/8/2023	10.4			3.5				6.9
2/9/2023		18.1	11.5					
8/2/2023	9.5							
8/15/2023				3.5	5.6	0.93 (J)	4.5	5.6
8/16/2023		16.8	10.5					
8/17/2023								
2/20/2024				3.2	6.1	0.96 (J)	4.6	5.7
2/21/2024		17.5	10.4					
2/22/2024	10.5							
2/23/2024								
8/20/2024				3.6		0.91 (J)		
8/21/2024							4	5.4
8/22/2024	10.5	18.2	10.9					
2/25/2025				3		0.77 (J)	3.5	4.5
2/26/2025	9.7	16.3	10.1					

Prediction Limit

Constituent: Chloride (mg/L) Analysis Run 5/6/2026 2:04 PM View: Appendix III Interwell

Plant Yates Client: Southern Company Data: Yates AP-2

	YGWC-29IB	YGWC-28S	YGWC-28I	YGWA-47 (bg)	GWA-2 (bg)	YGWA-2I (bg)	YGWA-39 (bg)	YGWA-40 (bg)
2/27/2025								
8/12/2025				3.9		1.1	3.9	4.6
8/13/2025	9.5	16						
8/14/2025			10.3					
2/17/2026				3.7		1.1	4.1	5
2/18/2026	8.8							
2/19/2026		15.9	10.2					

Prediction Limit

Constituent: Fluoride (mg/L) Analysis Run 5/6/2026 2:04 PM View: Appendix III Interwell

Plant Yates Client: Southern Company Data: Yates AP-2

	YGWA-3I (bg)	YGWA-1I (bg)	YGWA-1D (bg)	YGWA-3D (bg)	YGWA-30I (bg)	YGWA-4I (bg)	YGWA-5D (bg)	YGWA-5I (bg)	YGWA-14S (bg)
6/1/2016	0.15 (J)	<0.1	0.12 (J)						
6/2/2016				0.62	<0.1	<0.1	0.11 (J)	<0.1	<0.1
6/6/2016									
6/7/2016									
6/8/2016									
6/9/2016									
7/25/2016	0.14 (J)	0.06 (J)			0.06 (J)				
7/26/2016			0.08 (J)	0.49		<0.1	0.05 (J)	<0.1	0.02 (J)
7/27/2016									
7/28/2016									
8/1/2016									
8/2/2016									
8/30/2016									
8/31/2016									
9/13/2016		<0.1	0.11 (J)						
9/14/2016	0.18 (J)					<0.1	0.04 (J)	<0.1	
9/15/2016				0.54					<0.1
9/16/2016									
9/19/2016					<0.1				
9/20/2016									
9/21/2016									
11/1/2016	0.15 (J)		0.1 (J)	0.68	0.07 (J)				
11/2/2016						0.07 (J)	0.2 (J)		0.04 (J)
11/3/2016									
11/4/2016		0.07 (J)						<0.1	
11/7/2016									
11/8/2016									
11/14/2016									
11/28/2016									
12/15/2016									
1/10/2017									<0.1
1/11/2017	0.09 (J)		0.05 (J)	0.49					
1/12/2017							0.04 (J)	<0.1	
1/13/2017						<0.1			
1/16/2017		0.03 (J)			<0.1				
1/18/2017									
1/19/2017									
2/21/2017					0.05 (J)				
2/22/2017									
2/23/2017									
2/24/2017									
3/1/2017	0.2 (J)								
3/2/2017		0.06 (J)	0.09 (J)	0.48					
3/3/2017									
3/6/2017						0.05 (J)			
3/7/2017							0.09 (J)	0.03 (J)	
3/8/2017									0.04 (J)
4/26/2017	0.08 (J)			0.48	<0.1				<0.1
4/27/2017		0.01 (J)	0.04 (J)						
4/28/2017									
5/1/2017						<0.1	0.04 (J)		
5/2/2017								<0.1	

ND substitution: RL or RL/2 if <15% NDs.

Prediction Limit

Constituent: Fluoride (mg/L) Analysis Run 5/6/2026 2:04 PM View: Appendix III Interwell

Plant Yates Client: Southern Company Data: Yates AP-2

	YGWA-3I (bg)	YGWA-1I (bg)	YGWA-1D (bg)	YGWA-3D (bg)	YGWA-30I (bg)	YGWA-4I (bg)	YGWA-5D (bg)	YGWA-5I (bg)	YGWA-14S (bg)
5/3/2017									
5/5/2017									
5/8/2017									
5/26/2017									
6/27/2017		0.06 (J)	0.06 (J)				0.09 (J)	<0.1	
6/28/2017	0.12 (J)			0.47					
6/29/2017						0.02 (J)			
6/30/2017					0.01 (J)				<0.1
7/5/2017									
7/7/2017									
7/10/2017									
7/11/2017									
7/17/2017									
10/3/2017		<0.1	0.07 (J)				0.05 (J)	<0.1	
10/4/2017	0.1 (J)			0.47	<0.1				
10/5/2017						<0.1			<0.1
10/6/2017									
10/9/2017									
10/10/2017									
10/11/2017									
10/12/2017									
10/16/2017									
11/20/2017									
1/10/2018									
1/11/2018									
2/19/2018									
2/20/2018									
3/27/2018		<0.1			<0.1				<0.1
3/28/2018	<0.1			0.56					
3/29/2018			<0.1			<0.1	<0.1	<0.1	
3/30/2018									
4/2/2018									
4/3/2018									
6/5/2018			0.055 (J)						
6/6/2018		<0.1					0.15 (J)		
6/7/2018				0.48		<0.1		<0.1	
6/8/2018	0.2 (J)								<0.1
6/11/2018					<0.1				
6/12/2018									
6/13/2018									
6/28/2018									
8/6/2018									
8/7/2018									
9/19/2018									
9/24/2018									
9/25/2018									
9/26/2018						<0.1	<0.1	<0.1	
10/1/2018	<0.1	<0.1	<0.1	0.44					<0.1
10/2/2018					<0.1				
10/3/2018									
2/25/2019									
2/26/2019					<0.1				<0.1

ND substitution: RL or RL/2 if <15% NDs.

Prediction Limit

Constituent: Fluoride (mg/L) Analysis Run 5/6/2026 2:04 PM View: Appendix III Interwell

Plant Yates Client: Southern Company Data: Yates AP-2

	YGWA-3I (bg)	YGWA-1I (bg)	YGWA-1D (bg)	YGWA-3D (bg)	YGWA-30I (bg)	YGWA-4I (bg)	YGWA-5D (bg)	YGWA-5I (bg)	YGWA-14S (bg)
2/27/2019	0.13 (J)	<0.1	0.052 (J)	0.53					
3/4/2019						<0.1	0.19 (J)	<0.1	
3/5/2019									
3/6/2019									
3/26/2019									
3/27/2019									
3/28/2019		<0.1	0.036 (J)						
3/29/2019									<0.1
4/1/2019	0.1 (J)			0.45	<0.1				
4/2/2019									
4/3/2019						<0.1	0.047 (J)	<0.1	
6/12/2019									
8/19/2019									
8/20/2019									
8/21/2019									
9/24/2019		<0.1	0.063 (J)				0.05 (J)	<0.1	
9/25/2019	0.1 (J)			0.46	<0.1	<0.1			<0.1
9/26/2019									
10/8/2019									
10/9/2019									
10/10/2019							0.16 (J)	1.1	
2/10/2020		<0.1	0.061 (J)						
2/11/2020	0.094 (J)								
2/12/2020				0.4	<0.1	<0.1	<0.1	<0.1	<0.1
2/13/2020									
3/17/2020									
3/18/2020		<0.1							<0.1
3/19/2020	0.11 (J)		0.064 (J)	0.51	<0.1				
3/20/2020									
3/24/2020							<0.1	<0.1	
3/25/2020						<0.1			
8/26/2020									
8/27/2020									
9/22/2020						<0.1	0.056 (J)	<0.1	
9/23/2020	0.098 (J)	<0.1	0.058 (J)	0.47					
9/24/2020					<0.1				
9/25/2020									<0.1
2/8/2021							0.055 (J)	<0.1	
2/9/2021						<0.1			
2/10/2021	<0.1			0.43					<0.1
2/11/2021					<0.1				
2/12/2021		<0.1	0.068 (J)						
3/1/2021					<0.1				
3/2/2021							<0.1	<0.1	<0.1
3/3/2021	0.1	<0.1	0.078 (J)	0.44		<0.1			
3/4/2021									
8/19/2021		<0.1	0.074 (J)	0.47	<0.1				<0.1
8/20/2021									
8/26/2021						<0.1	0.061 (J)	<0.1	
8/27/2021	0.12								
9/1/2021									
9/3/2021									

ND substitution: RL or RL/2 if <15% NDs.

Prediction Limit

Constituent: Fluoride (mg/L) Analysis Run 5/6/2026 2:04 PM View: Appendix III Interwell

Plant Yates Client: Southern Company Data: Yates AP-2

	YGWA-3I (bg)	YGWA-1I (bg)	YGWA-1D (bg)	YGWA-3D (bg)	YGWA-30I (bg)	YGWA-4I (bg)	YGWA-5D (bg)	YGWA-5I (bg)	YGWA-14S (bg)
2/8/2022									
2/9/2022	0.097 (J)	<0.1	0.057 (J)	0.43					
2/10/2022							0.055 (J)	<0.1	<0.1
2/11/2022					<0.1	<0.1			
8/30/2022			0.093 (J)				0.085 (J)	<0.1	
8/31/2022	0.13	0.065 (J)		0.42	0.06 (J)	0.061 (J)			0.053 (J)
9/1/2022									
2/7/2023		0.071 (J)	0.093 (J)				0.082 (J)		
2/8/2023	0.16			0.56	0.064 (J)				0.059 (J)
2/9/2023						0.067 (J)		<0.1	
8/2/2023									
8/15/2023		<0.1	0.057 (J)	0.42		<0.1	<0.1	<0.1	<0.1
8/16/2023	0.11				<0.1				
8/17/2023									
2/20/2024	0.12	<0.1	0.086 (J)	0.45	0.051 (J)	0.059 (J)	0.076 (J)	<0.1	
2/21/2024									
2/22/2024									
2/23/2024									<0.1
8/20/2024	0.12	<0.1	0.066 (J)	0.45	<0.1	<0.1	0.058 (J)	<0.1	<0.1
8/21/2024									
8/22/2024									
2/25/2025	0.14	0.06 (J)	0.094 (J)	0.45	0.062 (J)	0.061 (J)	0.082 (J)	<0.1	0.052 (J)
2/26/2025									
2/27/2025									
8/12/2025	0.094 (J)	<0.1	0.061 (J)	0.42	<0.1	<0.1	0.05 (J)	<0.1	<0.1
8/13/2025									
8/14/2025									
2/17/2026	0.092 (J)	<0.1	0.061 (J)	0.43	0.059 (J)	0.068 (J)	0.054 (J)	<0.1	0.055 (J)
2/18/2026									
2/19/2026									

ND substitution: RL or RL/2 if <15% NDs.

Prediction Limit

Constituent: Fluoride (mg/L) Analysis Run 5/6/2026 2:04 PM View: Appendix III Interwell

Plant Yates Client: Southern Company Data: Yates AP-2

	YGWA-18S (bg)	YGWA-18I (bg)	YGWA-20S (bg)	YGWA-21I (bg)	YGWA-17S (bg)	YGWC-26I	YGWC-26S	YGWC-27S	YGWC-27I
6/1/2016									
6/2/2016									
6/6/2016	<0.1	<0.1							
6/7/2016			<0.1	<0.1	<0.1				
6/8/2016						0.094 (J)	<0.1	0.12 (J)	0.086 (J)
6/9/2016									
7/25/2016									
7/26/2016									
7/27/2016	<0.1	<0.1	<0.1		<0.1				
7/28/2016				0.02 (J)					
8/1/2016						0.08 (J)	0.24 (J)	0.22 (J)	0.14 (J)
8/2/2016									
8/30/2016									
8/31/2016									
9/13/2016									
9/14/2016									
9/15/2016									
9/16/2016	<0.1				<0.1				
9/19/2016		<0.1	<0.1	0.02 (J)					
9/20/2016						0.05 (J)	0.03 (J)	0.32	<0.1
9/21/2016									
11/1/2016									
11/2/2016			<0.1						
11/3/2016	<0.1	<0.1		0.07 (J)	<0.1				
11/4/2016									
11/7/2016						0.12 (J)	0.44	0.2 (J)	0.12 (J)
11/8/2016									
11/14/2016									
11/28/2016									
12/15/2016									
1/10/2017									
1/11/2017	<0.1	<0.1			<0.1				
1/12/2017									
1/13/2017			<0.1	<0.1					
1/16/2017									
1/18/2017						0.11 (J)	0.07 (J)		0.08 (J)
1/19/2017								0.25 (J)	
2/21/2017						0.1 (J)	0.11 (J)		
2/22/2017								0.21 (J)	
2/23/2017									0.08 (J)
2/24/2017									
3/1/2017	0.03 (J)	0.03 (J)							
3/2/2017					0.04 (J)				
3/3/2017									
3/6/2017			0.04 (J)	0.09 (J)					
3/7/2017									
3/8/2017									
4/26/2017	<0.1	<0.1	<0.1	0.04 (J)					
4/27/2017									
4/28/2017									
5/1/2017									
5/2/2017					<0.1				

ND substitution: RL or RL/2 if <15% NDs.

Prediction Limit

Constituent: Fluoride (mg/L) Analysis Run 5/6/2026 2:04 PM View: Appendix III Interwell

Plant Yates Client: Southern Company Data: Yates AP-2

	YGWA-18S (bg)	YGWA-18I (bg)	YGWA-20S (bg)	YGWA-21I (bg)	YGWA-17S (bg)	YGWC-26I	YGWC-26S	YGWC-27S	YGWC-27I
5/3/2017							0.16 (J)		
5/5/2017									
5/8/2017						0.08 (J)		0.19 (J)	0.07 (J)
5/26/2017									
6/27/2017									
6/28/2017	<0.1	<0.1							
6/29/2017			0.03 (J)	0.05 (J)	0.02 (J)				
6/30/2017								0.2 (J)	0.03 (J)
7/5/2017									
7/7/2017									
7/10/2017						0.04 (J)	0.04 (J)		
7/11/2017									
7/17/2017									
10/3/2017				0.08 (J)					
10/4/2017	<0.1		<0.1		<0.1				
10/5/2017		<0.1							
10/6/2017								0.15 (J)	
10/9/2017									0.07 (J)
10/10/2017						<0.1	<0.1		
10/11/2017									
10/12/2017									
10/16/2017									
11/20/2017									
1/10/2018									
1/11/2018									
2/19/2018									
2/20/2018									
3/27/2018									
3/28/2018	<0.1	<0.1			<0.1				
3/29/2018			<0.1	<0.1				0.49	<0.1
3/30/2018						<0.1	0.35		
4/2/2018									
4/3/2018									
6/5/2018				0.13 (J)					
6/6/2018			<0.1						
6/7/2018		<0.1							
6/8/2018									
6/11/2018	<0.1				<0.1				
6/12/2018								0.037 (J)	
6/13/2018						0.088 (J)	0.044 (J)		<0.1
6/28/2018									
8/6/2018									
8/7/2018									
9/19/2018									
9/24/2018									
9/25/2018	<0.1	<0.1	<0.1	0.029 (J)	<0.1				
9/26/2018									
10/1/2018									
10/2/2018						<0.1	<0.1	<0.1	<0.1
10/3/2018									
2/25/2019									
2/26/2019									

ND substitution: RL or RL/2 if <15% NDs.

Prediction Limit

Constituent: Fluoride (mg/L) Analysis Run 5/6/2026 2:04 PM View: Appendix III Interwell

Plant Yates Client: Southern Company Data: Yates AP-2

	YGWA-18S (bg)	YGWA-18I (bg)	YGWA-20S (bg)	YGWA-21I (bg)	YGWA-17S (bg)	YGWC-26I	YGWC-26S	YGWC-27S	YGWC-27I
2/27/2019						<0.1	<0.1	0.14 (J)	<0.1
3/4/2019									
3/5/2019	<0.1		<0.1	0.32	<0.1				
3/6/2019		<0.1							
3/26/2019									
3/27/2019									
3/28/2019									
3/29/2019									
4/1/2019								0.088 (J)	0.034 (J)
4/2/2019				0.12 (J)	<0.1	0.071 (J)	<0.1		
4/3/2019	<0.1	<0.1	<0.1						
6/12/2019									
8/19/2019									
8/20/2019									
8/21/2019									
9/24/2019				0.15 (J)					
9/25/2019			<0.1		<0.1	0.064 (J)	<0.1		
9/26/2019	<0.1	<0.1						0.22 (J)	0.14 (J)
10/8/2019									
10/9/2019									
10/10/2019			0.099 (J)	0.11 (J)	<0.1				
2/10/2020									
2/11/2020	<0.1	<0.1			<0.1				
2/12/2020			<0.1	0.1 (J)					
2/13/2020						<0.1	<0.1	0.11 (J)	<0.1
3/17/2020									
3/18/2020									
3/19/2020							<0.1		
3/20/2020						0.06 (J)		0.097 (J)	<0.1
3/24/2020	<0.1	<0.1	<0.1	0.081 (J)	<0.1				
3/25/2020									
8/26/2020									
8/27/2020									
9/22/2020									
9/23/2020	<0.1	<0.1			<0.1				
9/24/2020			<0.1	0.079 (J)		0.053 (J)	<0.1	0.092 (J)	0.059 (J)
9/25/2020									
2/8/2021									
2/9/2021	<0.1	<0.1	<0.1	0.092 (J)	<0.1				
2/10/2021						0.05 (J)	<0.1	0.084 (J)	0.055 (J)
2/11/2021									
2/12/2021									
3/1/2021									
3/2/2021							<0.1		
3/3/2021	<0.1	<0.1	<0.1		<0.1	0.05 (J)		<0.1	0.058 (J)
3/4/2021				0.091 (J)					
8/19/2021							<0.1		
8/20/2021						<0.1		0.11	0.091 (J)
8/26/2021	<0.1								
8/27/2021		<0.1	<0.1		<0.1				
9/1/2021				0.11					
9/3/2021									

ND substitution: RL or RL/2 if <15% NDs.

Prediction Limit

Constituent: Fluoride (mg/L) Analysis Run 5/6/2026 2:04 PM View: Appendix III Interwell

Plant Yates Client: Southern Company Data: Yates AP-2

	YGWA-18S (bg)	YGWA-18I (bg)	YGWA-20S (bg)	YGWA-21I (bg)	YGWA-17S (bg)	YGWC-26I	YGWC-26S	YGWC-27S	YGWC-27I
2/8/2022								0.087 (J)	
2/9/2022	<0.1	<0.1	<0.1	0.1	<0.1				
2/10/2022						<0.1	<0.1		0.059 (J)
2/11/2022									
8/30/2022	<0.1	<0.1		0.1	<0.1				
8/31/2022			<0.1			0.082 (J)	0.076 (J)		
9/1/2022								0.12	0.1
2/7/2023	<0.1	<0.1	<0.1	0.1	<0.1				
2/8/2023									
2/9/2023						0.088 (J)	0.07 (J)	0.12	0.1
8/2/2023									
8/15/2023	<0.1	<0.1	<0.1	0.061 (J)	<0.1				
8/16/2023									
8/17/2023						0.073 (J)	0.06 (J)	0.098 (J)	0.081 (J)
2/20/2024		<0.1	<0.1	0.083 (J)	<0.1				
2/21/2024								0.11	0.082 (J)
2/22/2024						0.057 (J)	<0.1		
2/23/2024	<0.1								
8/20/2024		<0.1	<0.1	0.062 (J)	<0.1				
8/21/2024	0.051 (J)					0.098 (J)	<0.1		0.12
8/22/2024								0.075 (J)	
2/25/2025	<0.1	<0.1	<0.1	0.088 (J)	<0.1				
2/26/2025									0.059 (J)
2/27/2025						0.087 (J)	0.069 (J)	0.12	
8/12/2025	<0.1	<0.1	<0.1	0.059 (J)	<0.1				
8/13/2025									
8/14/2025						0.081 (J)	0.06 (J)	0.099 (J)	0.089 (J)
2/17/2026	<0.1	<0.1	<0.1	0.096 (J)	<0.1				
2/18/2026						0.082 (J)	0.059 (J)	0.12	0.096 (J)
2/19/2026									

ND substitution: RL or RL/2 if <15% NDs.

Prediction Limit

Constituent: Fluoride (mg/L) Analysis Run 5/6/2026 2:04 PM View: Appendix III Interwell

Plant Yates Client: Southern Company Data: Yates AP-2

	YGWC-28I	YGWC-29IB	YGWC-28S	YGWA-47 (bg)	GWA-2 (bg)	YGWA-2I (bg)	YGWA-39 (bg)	YGWA-40 (bg)
6/1/2016								
6/2/2016								
6/6/2016								
6/7/2016								
6/8/2016								
6/9/2016	0.098 (J)	0.085 (J)	0.16 (J)					
7/25/2016								
7/26/2016								
7/27/2016								
7/28/2016								
8/1/2016								
8/2/2016	0.38	0.09 (J)	0.5					
8/30/2016				0.09 (J)				
8/31/2016					0.14 (J)			
9/13/2016								
9/14/2016						0.08 (J)		
9/15/2016								
9/16/2016								
9/19/2016								
9/20/2016								
9/21/2016	0.08 (J)	0.09 (J)	0.25 (J)					
11/1/2016								
11/2/2016								
11/3/2016								
11/4/2016						0.12 (J)		
11/7/2016		0.11 (J)	0.27 (J)					
11/8/2016	0.24 (J)							
11/14/2016				0.18 (J)				
11/28/2016					0.12 (J)			
12/15/2016						0.06 (J)		
1/10/2017								
1/11/2017								
1/12/2017								
1/13/2017								
1/16/2017						0.1 (J)		
1/18/2017	0.12 (J)		0.34					
1/19/2017		0.06 (J)						
2/21/2017			0.27 (J)					
2/22/2017	0.15 (J)	0.09 (J)			0.09 (J)			
2/23/2017								
2/24/2017				0.05 (J)				
3/1/2017								
3/2/2017								
3/3/2017						0.11 (J)		
3/6/2017								
3/7/2017								
3/8/2017								
4/26/2017								
4/27/2017								
4/28/2017						0.06 (J)		
5/1/2017								
5/2/2017								

Prediction Limit

Constituent: Fluoride (mg/L) Analysis Run 5/6/2026 2:04 PM View: Appendix III Interwell

Plant Yates Client: Southern Company Data: Yates AP-2

	YGWC-28I	YGWC-29IB	YGWC-28S	YGWA-47 (bg)	GWA-2 (bg)	YGWA-2I (bg)	YGWA-39 (bg)	YGWA-40 (bg)
5/3/2017								
5/5/2017	0.08 (J)		0.2 (J)					
5/8/2017		0.06 (J)		0.03 (J)	0.05 (J)			
5/26/2017						0.09 (J)		
6/27/2017								
6/28/2017						0.11 (J)		
6/29/2017								
6/30/2017								
7/5/2017	0.11 (J)	0.08 (J)						
7/7/2017			0.18 (J)					
7/10/2017								
7/11/2017				0.07 (J)				
7/17/2017					0.14 (J)			
10/3/2017						0.12 (J)		
10/4/2017								
10/5/2017	0.08 (J)	0.09 (J)						
10/6/2017								
10/9/2017			0.25 (J)					
10/10/2017				<0.1				
10/11/2017							<0.1	
10/12/2017								<0.1
10/16/2017					0.12 (J)			
11/20/2017							<0.1	<0.1
1/10/2018								<0.1
1/11/2018							<0.1	
2/19/2018					<0.1			<0.1
2/20/2018							<0.1	
3/27/2018								
3/28/2018						0.31		
3/29/2018		<0.1						
3/30/2018	<0.1		<0.1					
4/2/2018				<0.1				
4/3/2018							<0.1	<0.1
6/5/2018								
6/6/2018								
6/7/2018						0.11 (J)		
6/8/2018								
6/11/2018		<0.1						
6/12/2018	<0.1		0.13 (J)					
6/13/2018								
6/28/2018							<0.1	<0.1
8/6/2018					0.087 (J)			
8/7/2018							0.048 (J)	<0.1
9/19/2018				<0.1				
9/24/2018							<0.1	<0.1
9/25/2018								
9/26/2018								
10/1/2018						<0.1		
10/2/2018		<0.1						
10/3/2018	<0.1		0.31					
2/25/2019					0.14 (J)			
2/26/2019								

ND substitution: RL or RL/2 if <15% NDs.

Prediction Limit

Constituent: Fluoride (mg/L) Analysis Run 5/6/2026 2:04 PM View: Appendix III Interwell

Plant Yates Client: Southern Company Data: Yates AP-2

	YGWC-28I	YGWC-29IB	YGWC-28S	YGWA-47 (bg)	GWA-2 (bg)	YGWA-2I (bg)	YGWA-39 (bg)	YGWA-40 (bg)
2/27/2019	0.14 (J)	0.15 (J)	0.22 (J)			0.12 (J)		
3/4/2019								
3/5/2019								
3/6/2019								
3/26/2019								<0.1
3/27/2019				0.081 (J)			<0.1	
3/28/2019								
3/29/2019						0.13 (J)		
4/1/2019	0.078 (J)	0.059 (J)						
4/2/2019			0.14 (J)					
4/3/2019								
6/12/2019					0.12 (J)			
8/19/2019					<0.1			
8/20/2019				<0.1				
8/21/2019							<0.1	<0.1
9/24/2019						0.081 (J)		
9/25/2019		0.054 (J)						
9/26/2019	0.29 (J)		0.28 (J)					
10/8/2019				0.034 (J)	0.052 (J)			
10/9/2019							<0.1	<0.1
10/10/2019								
2/10/2020								
2/11/2020						0.075 (J)		
2/12/2020							<0.1	<0.1
2/13/2020	0.14 (J)	0.053 (J)	0.18 (J)					
3/17/2020				<0.1	0.053 (J)			
3/18/2020								
3/19/2020	0.07 (J)		0.16 (J)			0.093 (J)		
3/20/2020		0.057 (J)						
3/24/2020								<0.1
3/25/2020							<0.1	
8/26/2020					0.068 (J)			
8/27/2020				<0.1				
9/22/2020				<0.1	0.058 (J)			
9/23/2020						0.08 (J)		
9/24/2020	0.073 (J)	0.06 (J)	0.16				<0.1	<0.1
9/25/2020								
2/8/2021								
2/9/2021								
2/10/2021						0.094 (J)	<0.1	<0.1
2/11/2021	0.066 (J)							
2/12/2021		0.17	0.069 (J)					
3/1/2021				<0.1				
3/2/2021					0.073 (J)			
3/3/2021	0.072 (J)	0.056 (J)	0.13			0.085 (J)		
3/4/2021							<0.1	<0.1
8/19/2021				<0.1				
8/20/2021	0.11	0.069 (J)	0.2		0.06 (J)			
8/26/2021							0.063 (J)	
8/27/2021						0.12		
9/1/2021								
9/3/2021								<0.1

ND substitution: RL or RL/2 if <15% NDs.

Prediction Limit

Constituent: Fluoride (mg/L) Analysis Run 5/6/2026 2:04 PM View: Appendix III Interwell

Plant Yates Client: Southern Company Data: Yates AP-2

	YGWC-28I	YGWC-29IB	YGWC-28S	YGWA-47 (bg)	GWA-2 (bg)	YGWA-2I (bg)	YGWA-39 (bg)	YGWA-40 (bg)
2/8/2022	0.063 (J)	0.053 (J)	0.14	<0.1	0.064 (J)		0.052 (J)	<0.1
2/9/2022						0.094 (J)		
2/10/2022								
2/11/2022								
8/30/2022					0.086 (J)	0.12		
8/31/2022				0.065 (J)			0.065 (J)	0.05 (J)
9/1/2022	0.11	0.091 (J)	0.16					
2/7/2023					0.095 (J)	0.12	0.076 (J)	
2/8/2023		0.092 (J)		0.077 (J)				<0.1
2/9/2023	0.14		0.18					
8/2/2023		0.054 (J)						
8/15/2023				<0.1	0.065 (J)	0.081 (J)	<0.1	<0.1
8/16/2023	0.078 (J)		0.18					
8/17/2023								
2/20/2024				0.073 (J)	0.094 (J)	0.1	0.063 (J)	<0.1
2/21/2024	0.096 (J)		0.15					
2/22/2024		0.075 (J)						
2/23/2024								
8/20/2024				<0.1		0.085 (J)		
8/21/2024							0.083 (J)	0.06 (J)
8/22/2024	0.08 (J)	0.071 (J)	0.14					
2/25/2025				0.069 (J)		0.12	0.078 (J)	0.053 (J)
2/26/2025	0.067 (J)	0.059 (J)	0.13					
2/27/2025								
8/12/2025				<0.1		0.086 (J)	<0.1	<0.1
8/13/2025		0.097 (J)	0.16					
8/14/2025	0.098 (J)							
2/17/2026				0.07 (J)		0.084 (J)	<0.1	<0.1
2/18/2026		0.099 (J)						
2/19/2026	0.12		0.18					

ND substitution: RL or RL/2 if <15% NDs.

Prediction Limit

Constituent: pH, Field (SU) Analysis Run 5/6/2026 2:04 PM View: Appendix III Interwell

Plant Yates Client: Southern Company Data: Yates AP-2

	GWA-2 (bg)	YGWA-3I (bg)	YGWA-1D (bg)	YGWA-1I (bg)	YGWA-30I (bg)	YGWA-5D (bg)	YGWA-3D (bg)	YGWA-14S (bg)	YGWA-4I (bg)
8/27/2008	6.53								
3/3/2009	6.35								
11/18/2009	6.47								
3/3/2010	6.53								
3/10/2011	5.83								
9/8/2011	5.69								
3/5/2012	6.27								
9/10/2012	6.23								
2/6/2013	7.56								
8/12/2013	6.68								
2/5/2014	6.32								
8/3/2015	6.13								
2/16/2016	5.64								
6/1/2016		7.72	7.46	6.33					
6/2/2016					5.75	7.67	7.84	5.46	6.36
6/6/2016									
6/7/2016									
6/8/2016									
6/9/2016									
7/25/2016		7.74		6.21	5.82				
7/26/2016			7.43			7.66	7.88	5.45	6.22
7/27/2016									
7/28/2016									
8/1/2016									
8/2/2016									
8/30/2016									
8/31/2016	6.32								
9/13/2016			7.44	6.16					
9/14/2016		7.65				7.6			6.23
9/15/2016							7.74	5.45	
9/16/2016									
9/19/2016					5.78				
9/20/2016									
9/21/2016									
11/1/2016		7.7	7.24		5.62		7.75		
11/2/2016						7.35		5.41	6.08
11/3/2016									
11/4/2016				6.29					
11/7/2016									
11/8/2016									
11/14/2016									
11/28/2016	6.23								
12/15/2016									
1/10/2017								5.37	
1/11/2017		7.53	7.3				7.66		
1/12/2017						7.49			
1/13/2017									6.19
1/16/2017				6.29	5.72				
1/18/2017									
1/19/2017									
2/21/2017					5.67				
2/22/2017	6.21								

Prediction Limit

Constituent: pH, Field (SU) Analysis Run 5/6/2026 2:04 PM View: Appendix III Interwell

Plant Yates Client: Southern Company Data: Yates AP-2

	GWA-2 (bg)	YGWA-3I (bg)	YGWA-1D (bg)	YGWA-1I (bg)	YGWA-30I (bg)	YGWA-5D (bg)	YGWA-3D (bg)	YGWA-14S (bg)	YGWA-4I (bg)
2/23/2017									
2/24/2017									
3/1/2017		7.42							
3/2/2017			7.23	6.28			7.68		
3/3/2017									
3/6/2017									6.2
3/7/2017						7.43			
3/8/2017								5.41	
4/26/2017		7.4			5.56		7.45	5.02	
4/27/2017			6.99	6.09					
4/28/2017									
5/1/2017						7.22			6.21
5/2/2017									
5/3/2017									
5/5/2017									
5/8/2017	6.12								
5/26/2017									
6/27/2017			6.87	6.21		7.32			
6/28/2017		7.5					7.65		
6/29/2017									6.21
6/30/2017					5.72			5.39	
7/5/2017									
7/7/2017									
7/10/2017									
7/11/2017									
7/17/2017	6.03								
10/3/2017			6.81	5.98		7.48			
10/4/2017		7.45			5.87		7.49		
10/5/2017								5.49	6.16
10/6/2017									
10/9/2017									
10/10/2017									
10/11/2017									
10/12/2017									
10/16/2017	6.12								
11/20/2017									
1/10/2018									
1/11/2018									
2/19/2018	6.13								
2/20/2018									
3/27/2018				6.25	5.83			5.47	
3/28/2018		7.74					7.91		
3/29/2018			7.38			7.02			6.09
3/30/2018									
4/2/2018									
4/3/2018									
6/5/2018			7.16						
6/6/2018				6.17		7.43			
6/7/2018							7.69		6.12
6/8/2018		7.64						5.45	
6/11/2018					5.69				
6/12/2018									

Prediction Limit

Constituent: pH, Field (SU) Analysis Run 5/6/2026 2:04 PM View: Appendix III Interwell

Plant Yates Client: Southern Company Data: Yates AP-2

	GWA-2 (bg)	YGWA-3I (bg)	YGWA-1D (bg)	YGWA-1I (bg)	YGWA-30I (bg)	YGWA-5D (bg)	YGWA-3D (bg)	YGWA-14S (bg)	YGWA-4I (bg)
6/13/2018									
6/28/2018									
8/6/2018	6.01								
8/7/2018									
9/19/2018									
9/24/2018									
9/25/2018									
9/26/2018						7.13			5.84
10/1/2018		7.47	6.8	5.9			7.39	5.39	
10/2/2018					5.39				
10/3/2018									
2/25/2019	6.51								
2/26/2019					5.77			5.46	
2/27/2019		7.54	6.84	5.8			7.55		
3/4/2019						7.46			6.18
3/5/2019									
3/6/2019									
3/26/2019									
3/27/2019									
3/28/2019			6.99	6.15					
3/29/2019								5.34	
4/1/2019		7.74			5.62		7.87		
4/2/2019									
4/3/2019						7.11			6.43
6/12/2019	6.3								
8/19/2019	6.23								
8/20/2019									
8/21/2019									
9/24/2019			7.07	6.23		6.93			
9/25/2019		7.47			5.69		7.64	5.19	6.2
9/26/2019									
10/8/2019	6.28								
10/9/2019									
2/10/2020			7.2	6.1					
2/11/2020		7.09							
2/12/2020					5.8	7.52	7.83	5.48	6.15
2/13/2020									
3/17/2020	6.14								
3/18/2020				6.19				5.38	
3/19/2020		7.31	7.03		6		7.65		
3/20/2020									
3/24/2020						7.34			
3/25/2020									6.26
5/6/2020	6.24								
8/26/2020	5.67								
8/27/2020									
9/22/2020	5.78					7.19			5.8
9/23/2020		7.37	7.15	6.01			7.57		
9/24/2020					5.67				
9/25/2020								5.44	
2/8/2021						7.66			
2/9/2021									6.06

Prediction Limit

Constituent: pH, Field (SU) Analysis Run 5/6/2026 2:04 PM View: Appendix III Interwell

Plant Yates Client: Southern Company Data: Yates AP-2

	GWA-2 (bg)	YGWA-3I (bg)	YGWA-1D (bg)	YGWA-1I (bg)	YGWA-30I (bg)	YGWA-5D (bg)	YGWA-3D (bg)	YGWA-14S (bg)	YGWA-4I (bg)
2/10/2021		7.58					7.81	5.35	
2/11/2021					5.73				
2/12/2021			7.14	6.21					
3/1/2021					5.78				
3/2/2021	5.42					7.15		5.49	
3/3/2021		8.13	7.2	5.38			8.39		6.21
3/4/2021									
8/19/2021			6.32	6.38	5.43		5.34	7.32	
8/20/2021	5.86								
8/26/2021						7.16			5.82
8/27/2021		7.39							
9/1/2021									
9/3/2021									
2/8/2022	5.83								
2/9/2022		7.66	7.12	6.24			7.97		
2/10/2022						6.99		4.5	
2/11/2022					5.59				5.95
8/30/2022	5.39		7.2			7.4			
8/31/2022		7.49		5.64	5.87		7.65	5.15	5.5
9/1/2022									
2/7/2023	5.94		7.86	6.53		6.64			
2/8/2023		7.73			6.43		7.88	5.39	
2/9/2023									6.23
8/2/2023									
8/15/2023	5.3		6.98	5.88		7.34	7.69	5.03	5.99
8/16/2023		7.39			5.55				
8/17/2023									
2/20/2024	6.07	7.59	7.06	6.42	5.81	7.56	7.81		6.21
2/21/2024									
2/22/2024									
2/23/2024								5.39	
8/20/2024		7.45	7.18	5.77	6.07	7.3	7.59	5.49	6.03
8/21/2024									
8/22/2024									
2/25/2025		7.55	7.18	6.02	5.45	7.4	7.79	5.16	5.98
2/26/2025									
2/27/2025									
8/12/2025		7.46	7.02	6.17	5.68	7.4	7.64	5.34	6.02
8/13/2025									
8/14/2025									
2/17/2026		7.63	7.03	6.07	5.64	7.5	9.84 (o)	5.54	6.11
2/18/2026									
2/19/2026									

Prediction Limit

Constituent: pH, Field (SU) Analysis Run 5/6/2026 2:04 PM View: Appendix III Interwell

Plant Yates Client: Southern Company Data: Yates AP-2

	YGWA-5I (bg)	YGWA-18S (bg)	YGWA-18I (bg)	YGWA-21I (bg)	YGWA-20S (bg)	YGWA-17S (bg)	YGWC-26S	YGWC-26I	YGWC-27I
8/27/2008									
3/3/2009									
11/18/2009									
3/3/2010									
3/10/2011									
9/8/2011									
3/5/2012									
9/10/2012									
2/6/2013									
8/12/2013									
2/5/2014									
8/3/2015									
2/16/2016									
6/1/2016									
6/2/2016	5.75								
6/6/2016		5.71	6.17						
6/7/2016				6.1	5.77	5.62			
6/8/2016							5.24	5.85	6.32
6/9/2016									
7/25/2016									
7/26/2016	5.72								
7/27/2016		5.46	6.14		5.79	5.59			
7/28/2016				6.12					
8/1/2016							5.17	5.83	6.34
8/2/2016									
8/30/2016									
8/31/2016									
9/13/2016									
9/14/2016	5.74								
9/15/2016									
9/16/2016						5.58			
9/19/2016		5.59	6.04	6.12	5.73				
9/20/2016							5.35	5.89	6.36
9/21/2016									
11/1/2016									
11/2/2016					5.67				
11/3/2016		5.39	5.97	6.07		5.59			
11/4/2016	5.61								
11/7/2016							5.35	5.91	6.3
11/8/2016									
11/14/2016									
11/28/2016									
12/15/2016									
1/10/2017									
1/11/2017		5.48	6.05			5.59			
1/12/2017	5.71								
1/13/2017				6.41	5.79				
1/16/2017									
1/18/2017							5.2	5.84	6.31
1/19/2017									
2/21/2017							5.14	5.79	
2/22/2017									

Prediction Limit

Constituent: pH, Field (SU) Analysis Run 5/6/2026 2:04 PM View: Appendix III Interwell

Plant Yates Client: Southern Company Data: Yates AP-2

	YGWA-5I (bg)	YGWA-18S (bg)	YGWA-18I (bg)	YGWA-21I (bg)	YGWA-20S (bg)	YGWA-17S (bg)	YGWC-26S	YGWC-26I	YGWC-27I
2/23/2017									6.18
2/24/2017									
3/1/2017		5.41	5.94						
3/2/2017						5.54			
3/3/2017									
3/6/2017				6.34	5.63				
3/7/2017	5.66								
3/8/2017									
4/26/2017		5.4	5.99	6.32	5.66				
4/27/2017									
4/28/2017									
5/1/2017									
5/2/2017	5.65					5.47			
5/3/2017							5.28		
5/5/2017									
5/8/2017								5.84	6.24
5/26/2017									
6/27/2017	5.7								
6/28/2017		5.36	6						
6/29/2017				6.47	5.85	5.56			
6/30/2017									6.21
7/5/2017									
7/7/2017									
7/10/2017							5.25	5.92	
7/11/2017									
7/17/2017									
10/3/2017	5.79			6.56					
10/4/2017		5.32			5.83	5.57			
10/5/2017			6.11						
10/6/2017									
10/9/2017									6.26
10/10/2017							5.17	5.84	
10/11/2017									
10/12/2017									
10/16/2017									
11/20/2017									
1/10/2018									
1/11/2018									
2/19/2018									
2/20/2018									
3/27/2018									
3/28/2018		5.34	6.1			5.59			
3/29/2018	5.63			6.75	5.93				6.36
3/30/2018							5.19	6.19	
4/2/2018									
4/3/2018									
6/5/2018				6.09					
6/6/2018					5.86				
6/7/2018	5.63		5.98						
6/8/2018									
6/11/2018		5.28				5.58			
6/12/2018									

Prediction Limit

Constituent: pH, Field (SU) Analysis Run 5/6/2026 2:04 PM View: Appendix III Interwell

Plant Yates Client: Southern Company Data: Yates AP-2

	YGWA-5I (bg)	YGWA-18S (bg)	YGWA-18I (bg)	YGWA-21I (bg)	YGWA-20S (bg)	YGWA-17S (bg)	YGWC-26S	YGWC-26I	YGWC-27I
6/13/2018							5.12	5.82	6.28
6/28/2018									
8/6/2018									
8/7/2018									
9/19/2018									
9/24/2018									
9/25/2018		4.86	5.81	6.67	5.84	5.59			
9/26/2018	5.63								
10/1/2018									
10/2/2018							4.95	5.81	5.9
10/3/2018									
2/25/2019									
2/26/2019									
2/27/2019							5	5.79	6.31
3/4/2019	5.75								
3/5/2019		5.26		7.22	6.07	5.48			
3/6/2019			5.99						
3/26/2019									
3/27/2019									
3/28/2019									
3/29/2019									
4/1/2019									6.43
4/2/2019				6.94		5.74	5.13	5.87	
4/3/2019	5.63	5.47	6.29		5.71				
6/12/2019									
8/19/2019									
8/20/2019									
8/21/2019									
9/24/2019	5.6			6.87					
9/25/2019					5.86	5.49	5.24	5.79	
9/26/2019		5.2	6.04						6.3
10/8/2019									
10/9/2019									
2/10/2020									
2/11/2020		5.3	6.07			5.58			
2/12/2020	5.83			7.13	6				
2/13/2020							5.29	5.93	6.4
3/17/2020									
3/18/2020									
3/19/2020							5.46		
3/20/2020								5.94	6.32
3/24/2020	5.81	5.33	5.98	6.35	5.86	5.57			
3/25/2020									
5/6/2020									
8/26/2020									
8/27/2020									
9/22/2020	5.99								
9/23/2020		5.29	6.01			5.58			
9/24/2020				6.7	5.8		5.46	5.86	6.36
9/25/2020									
2/8/2021	5.67								
2/9/2021		5.43	6.12	6.95	5.86	5.62			

Prediction Limit

Constituent: pH, Field (SU) Analysis Run 5/6/2026 2:04 PM View: Appendix III Interwell

Plant Yates Client: Southern Company Data: Yates AP-2

	YGWA-5I (bg)	YGWA-18S (bg)	YGWA-18I (bg)	YGWA-21I (bg)	YGWA-20S (bg)	YGWA-17S (bg)	YGWC-26S	YGWC-26I	YGWC-27I
2/10/2021							5.18	5.96	6.29
2/11/2021									
2/12/2021									
3/1/2021									
3/2/2021	5.63						5.38		
3/3/2021		5.31	5.89		5.89	5.52		5.93	6.43
3/4/2021				6.8					
8/19/2021							5.12		
8/20/2021								5.78	6.17
8/26/2021	5.51	4.4							
8/27/2021			5.4		5.57	5.27			
9/1/2021				6.65					
9/3/2021									
2/8/2022									
2/9/2022		5.28	5.98	6.84	5.91	5.53			
2/10/2022	5.14						5.31	5.84	6.23
2/11/2022									
8/30/2022	5	5.18	5.89	6.58		4.68			
8/31/2022					5.38		5.61	5.77	
9/1/2022									6.13
2/7/2023		5.03	6	6.82	5.63	5.47			
2/8/2023									
2/9/2023	5.9						5.64	5.76	6.48
8/2/2023									
8/15/2023	5.58	5.2	5.82	6.84	7	5.54			
8/16/2023									
8/17/2023							5.38	5.77	6.2
2/20/2024	5.78		6.11	6.78	5.99	5.64			
2/21/2024									6.43
2/22/2024							5.58	5.92	
2/23/2024		5.3							
8/20/2024	5.58		5.74	6.6	6	5.45			
8/21/2024		5.29					6.17	6.31	7.28
8/22/2024									
2/25/2025	5.77	6.26	6	6.55	6.07	5.59			
2/26/2025									6.63
2/27/2025							5.54	5.85	
8/12/2025	5.39	5.21	6.01	6.71	5.57	5.36			
8/13/2025									
8/14/2025							5.26	5.65	6.16
2/17/2026	5.68	7.38	7.17	6.69	5.77	7.52			
2/18/2026							5.68	5.95	6.46
2/19/2026									

Prediction Limit

Constituent: pH, Field (SU) Analysis Run 5/6/2026 2:04 PM View: Appendix III Interwell

Plant Yates Client: Southern Company Data: Yates AP-2

	YGWC-27S	YGWC-28I	YGWC-29IB	YGWC-28S	YGWA-47 (bg)	YGWA-2I (bg)	YGWA-39 (bg)	YGWA-40 (bg)
8/27/2008								
3/3/2009								
11/18/2009								
3/3/2010								
3/10/2011								
9/8/2011								
3/5/2012								
9/10/2012								
2/6/2013								
8/12/2013								
2/5/2014								
8/3/2015								
2/16/2016								
6/1/2016								
6/2/2016								
6/6/2016								
6/7/2016								
6/8/2016	6.24							
6/9/2016		6.42	6.19	6.39				
7/25/2016								
7/26/2016								
7/27/2016								
7/28/2016								
8/1/2016	6.12							
8/2/2016		6.43	6.17	6.35				
8/30/2016					5.75			
8/31/2016								
9/13/2016						7.41		
9/14/2016								
9/15/2016								
9/16/2016								
9/19/2016								
9/20/2016	6.3							
9/21/2016		6.45	6.2	6.39				
11/1/2016								
11/2/2016								
11/3/2016								
11/4/2016						7.12		
11/7/2016	6.25		6.1	6.36				
11/8/2016		6.37						
11/14/2016					5.59			
11/28/2016								
12/15/2016						7.24		
1/10/2017								
1/11/2017								
1/12/2017								
1/13/2017								
1/16/2017						7.24		
1/18/2017		6.27		6.23				
1/19/2017	6.2		6.22					
2/21/2017				6.42				
2/22/2017	6.14	6.35	6.12					

Prediction Limit

Constituent: pH, Field (SU) Analysis Run 5/6/2026 2:04 PM View: Appendix III Interwell

Plant Yates Client: Southern Company Data: Yates AP-2

	YGWC-27S	YGWC-28I	YGWC-29IB	YGWC-28S	YGWA-47 (bg)	YGWA-2I (bg)	YGWA-39 (bg)	YGWA-40 (bg)
2/23/2017								
2/24/2017					5.49			
3/1/2017								
3/2/2017								
3/3/2017						7.22		
3/6/2017								
3/7/2017								
3/8/2017								
4/26/2017								
4/27/2017								
4/28/2017						7.21		
5/1/2017								
5/2/2017								
5/3/2017								
5/5/2017		6.36		6.4				
5/8/2017	6.11		6.11		5.58			
5/26/2017						7.13		
6/27/2017								
6/28/2017						7.06		
6/29/2017								
6/30/2017	6.17							
7/5/2017		6.4	6.17					
7/7/2017				6.46				
7/10/2017								
7/11/2017					5.58			
7/17/2017								
10/3/2017						6.99		
10/4/2017								
10/5/2017		6.43	6.17					
10/6/2017	6.13							
10/9/2017				6.37				
10/10/2017					5.49			
10/11/2017							6.4	
10/12/2017								5.43
10/16/2017								
11/20/2017							6.33	5.1
1/10/2018								4.97
1/11/2018							6.29	
2/19/2018								5.6
2/20/2018							7.22	
3/27/2018								
3/28/2018						7.3		
3/29/2018	6.25		6.09					
3/30/2018		6.39		6.35				
4/2/2018					6.3			
4/3/2018							6.87	5.84
6/5/2018								
6/6/2018								
6/7/2018						7.29		
6/8/2018								
6/11/2018			6.17					
6/12/2018	6.22	6.42		6.47				

Prediction Limit

Constituent: pH, Field (SU) Analysis Run 5/6/2026 2:04 PM View: Appendix III Interwell

Plant Yates Client: Southern Company Data: Yates AP-2

	YGWC-27S	YGWC-28I	YGWC-29IB	YGWC-28S	YGWA-47 (bg)	YGWA-2I (bg)	YGWA-39 (bg)	YGWA-40 (bg)
6/13/2018								
6/28/2018							6.18	5.24
8/6/2018								
8/7/2018							6.08	5.18
9/19/2018					5.48			
9/24/2018							5.81	5.14
9/25/2018								
9/26/2018								
10/1/2018						7.07		
10/2/2018	5.99		6.17					
10/3/2018		6.21		6.01				
2/25/2019								
2/26/2019								
2/27/2019	6.26	6.32	6.19	6.38		7.27		
3/4/2019								
3/5/2019								
3/6/2019								
3/26/2019								5.3
3/27/2019					5.83		5.84	
3/28/2019								
3/29/2019						7.06		
4/1/2019	6.4	6.3	6.03					
4/2/2019				6.7				
4/3/2019								
6/12/2019								
8/19/2019								
8/20/2019					5.58			
8/21/2019							5.96	5.26
9/24/2019						7.01		
9/25/2019			6.21					
9/26/2019	6.22	6.43		6.47				
10/8/2019					5.59			
10/9/2019							5.81	5.22
2/10/2020								
2/11/2020						7.38		
2/12/2020							5.97	5.3
2/13/2020	6.31	6.49	6.32	6.53				
3/17/2020					5.57			
3/18/2020								
3/19/2020		7.01		6.98		7.22		
3/20/2020	6.18		6.17					
3/24/2020								5.29
3/25/2020							5.78	
5/6/2020								
8/26/2020								
8/27/2020					4.88			
9/22/2020					5.46			
9/23/2020						7.22		
9/24/2020	6.27	6.41	6.2	6.53			5.7	5.43
9/25/2020								
2/8/2021								
2/9/2021								

Prediction Limit

Constituent: pH, Field (SU) Analysis Run 5/6/2026 2:04 PM View: Appendix III Interwell

Plant Yates Client: Southern Company Data: Yates AP-2

	YGWC-27S	YGWC-28I	YGWC-29IB	YGWC-28S	YGWA-47 (bg)	YGWA-2I (bg)	YGWA-39 (bg)	YGWA-40 (bg)
2/10/2021	6.21					7.29	5.8	5.19
2/11/2021		6.57						
2/12/2021			6.24	6.6				
3/1/2021					5.48			
3/2/2021								
3/3/2021	6.35	6.51	6.27	6.61		7.92		
3/4/2021							5.54	5.23
8/19/2021					5.5			
8/20/2021	6.18	6.23	6.07	6.38				
8/26/2021							6.91	
8/27/2021						7.16		
9/1/2021								
9/3/2021								5.01
2/8/2022	6.22	6.36	5.88	6.3	5.4		5.78	5.26
2/9/2022						5.86		
2/10/2022								
2/11/2022								
8/30/2022						7.04		
8/31/2022					5.32		5.3	4.53
9/1/2022	6.13	6.41	6.05	6.59				
2/7/2023						6.94	5.49	
2/8/2023			6.67		5.22			5.71
2/9/2023	6.64	6.7		6.87				
8/2/2023			6.04					
8/15/2023					5.69	6.96	5.78	5
8/16/2023		6.3		6.36				
8/17/2023	6.06							
2/20/2024					5.62	7.23	5.97	5.32
2/21/2024	6.26	6.43		6.49				
2/22/2024			6.01					
2/23/2024								
8/20/2024					5.48	6.91		
8/21/2024							6	5.38
8/22/2024	6.27	6.19	5.86	6.23				
2/25/2025					5.52	7.14	5.81	5.07
2/26/2025		6.67	5.94	6.45				
2/27/2025	6.23							
8/12/2025					5.66	6.93	5.79	4.97
8/13/2025			6.05	6.63				
8/14/2025	6.07	6.57						
2/17/2026					5.16	7.25	8.01	7.87
2/18/2026	6.31		6.06					
2/19/2026		6.63		6.59				

Prediction Limit

Constituent: Sulfate (mg/L) Analysis Run 5/6/2026 2:04 PM View: Appendix III Interwell

Plant Yates Client: Southern Company Data: Yates AP-2

	YGWA-1I (bg)	YGWA-1D (bg)	YGWA-3I (bg)	YGWA-4I (bg)	YGWA-5D (bg)	YGWA-30I (bg)	YGWA-5I (bg)	YGWA-3D (bg)	YGWA-14S (bg)
6/1/2016	4.2	5	12						
6/2/2016				8	20	1.3	1.9	5.8	6.6
6/6/2016									
6/7/2016									
6/8/2016									
6/9/2016									
7/25/2016	3.7		8.4			1.2			
7/26/2016		5.4		7.7	20		1.8	6.7	6.1
7/27/2016									
7/28/2016									
8/1/2016									
8/2/2016									
8/30/2016									
8/31/2016									
9/13/2016	5.2	2.9							
9/14/2016			8.6	7.5	19		1.8		
9/15/2016								6	6.1
9/16/2016									
9/19/2016						1.2			
9/20/2016									
9/21/2016									
11/1/2016		3.9	8.9			1.3		4.9	
11/2/2016				8.2	20				6.3
11/3/2016									
11/4/2016	5						2		
11/7/2016									
11/8/2016									
11/14/2016									
11/28/2016									
12/15/2016									
1/10/2017									5.9
1/11/2017		3.7	8.6					4.5	
1/12/2017					19		1.9		
1/13/2017				8.1					
1/16/2017	7.9					1.4			
1/18/2017									
1/19/2017									
2/21/2017						1.4			
2/22/2017									
2/23/2017									
2/24/2017									
3/1/2017			9.3						
3/2/2017	7.4	4.6						4.4	
3/3/2017									
3/6/2017				8					
3/7/2017					20		2.1		
3/8/2017									7
4/26/2017			11			1.4		5.1	7
4/27/2017	7.4	5.2							
4/28/2017									
5/1/2017				8.4	20				
5/2/2017							2		

Prediction Limit

Constituent: Sulfate (mg/L) Analysis Run 5/6/2026 2:04 PM View: Appendix III Interwell

Plant Yates Client: Southern Company Data: Yates AP-2

	YGWA-1I (bg)	YGWA-1D (bg)	YGWA-3I (bg)	YGWA-4I (bg)	YGWA-5D (bg)	YGWA-30I (bg)	YGWA-5I (bg)	YGWA-3D (bg)	YGWA-14S (bg)
5/3/2017									
5/5/2017									
5/8/2017									
5/26/2017									
6/27/2017	6.4	5.9			18		2.1		
6/28/2017			12					5.4	
6/29/2017				9.2					
6/30/2017						1.5			6.5
7/5/2017									
7/7/2017									
7/10/2017									
7/11/2017									
7/17/2017									
10/3/2017	5.9	6.6			16		2.3		
10/4/2017			12			1.4		6.2	
10/5/2017				9.6					7.9
10/6/2017									
10/9/2017									
10/10/2017									
10/11/2017									
10/12/2017									
10/16/2017									
11/20/2017									
1/10/2018									
1/11/2018									
2/19/2018									
2/20/2018									
4/2/2018									
4/3/2018									
6/5/2018		6.4							
6/6/2018	4.4				8.3				
6/7/2018				8.5			2	6.7	
6/8/2018			9.6						6.4
6/11/2018						1.1			
6/12/2018									
6/13/2018									
6/28/2018									
8/6/2018									
8/7/2018									
9/19/2018									
9/24/2018									
9/25/2018									
9/26/2018				10.2	7.9		2.3		
10/1/2018	4	5.6	9.1					7.1	6.8
10/2/2018						1			
10/3/2018									
2/25/2019									
3/26/2019									
3/27/2019									
3/28/2019	4.3	8							
3/29/2019									7.3
4/1/2019			8.5			0.96 (J)		7.2	

Prediction Limit

Constituent: Sulfate (mg/L) Analysis Run 5/6/2026 2:04 PM View: Appendix III Interwell

Plant Yates Client: Southern Company Data: Yates AP-2

	YGWA-1I (bg)	YGWA-1D (bg)	YGWA-3I (bg)	YGWA-4I (bg)	YGWA-5D (bg)	YGWA-30I (bg)	YGWA-5I (bg)	YGWA-3D (bg)	YGWA-14S (bg)
4/2/2019									
4/3/2019				8.5	7		2.1		
6/12/2019									
9/24/2019	4.3	5.3			5.5		2.4		
9/25/2019			13.8	8.5		0.81 (J)		7	6.6
9/26/2019									
10/8/2019									
10/9/2019									
10/10/2019				9.2	<1		1.8		
3/17/2020									
3/18/2020	5.3								8.1
3/19/2020		10	12.9			1.6		9	
3/20/2020									
3/24/2020					5.9		2.1		
3/25/2020				8.8					
9/22/2020				8.2	5.5		2.1		
9/23/2020	3.4	8.1	16.8					6.9	
9/24/2020						0.69 (J)			
9/25/2020									6.1
3/1/2021						0.88 (J)			
3/2/2021					2.6		2.3		6
3/3/2021	4.4	9	9.6	7.8				7	
3/4/2021									
8/19/2021	4.9	8.9				1		7.5	6.7
8/20/2021									
8/26/2021				8.5	6		2.4		
8/27/2021			18.2						
9/1/2021									
9/3/2021									
2/8/2022									
2/9/2022	5.1	9.3	16					7.2	
2/10/2022					4.9		2.4		6.2
2/11/2022				7.7		2.8			
8/30/2022		10.2			5.7		2.4		
8/31/2022	4.8		13.9	8		1.1		6.9	5.8
9/1/2022									
2/7/2023	6.6	10.6			5.2				
2/8/2023			14.7			0.96 (J)		7.5	6.1
2/9/2023				8.9			2.9		
8/2/2023									
8/15/2023	4.6	9.6		7.5	4.8		2.2	6.8	6
8/16/2023			20.3			0.9 (J)			
8/17/2023									
2/20/2024	4.3	9.7	13.8	8.5	5.1	0.69 (J)	2.5	7	
2/21/2024									
2/22/2024									
2/23/2024									7.1
8/20/2024	4.9	12.2	13.7	8.7	4.3	0.74 (J)	2.6	7.7	7.6
8/21/2024									
8/22/2024									
2/25/2025	3.5	10.4	10.9	7.4	4.6	0.74 (J)	2.2	6.7	6.5
2/26/2025									

ND substitution: RL or RL/2 if <15% NDs.

Prediction Limit

Constituent: Sulfate (mg/L) Analysis Run 5/6/2026 2:04 PM View: Appendix III Interwell

Plant Yates Client: Southern Company Data: Yates AP-2

	YGWA-1I (bg)	YGWA-1D (bg)	YGWA-3I (bg)	YGWA-4I (bg)	YGWA-5D (bg)	YGWA-30I (bg)	YGWA-5I (bg)	YGWA-3D (bg)	YGWA-14S (bg)
2/27/2025									
8/12/2025	4	9.3	19.4	8.3	5	0.98 (J)	2.4	7.5	7
8/13/2025									
8/14/2025									
2/17/2026	4.4	11.5	13.8	9.1	4.9	1.1	2.5	8.4	7.7
2/18/2026									
2/19/2026									

Prediction Limit

Constituent: Sulfate (mg/L) Analysis Run 5/6/2026 2:04 PM View: Appendix III Interwell

Plant Yates Client: Southern Company Data: Yates AP-2

	YGWA-18I (bg)	YGWA-18S (bg)	YGWA-17S (bg)	YGWA-21I (bg)	YGWA-20S (bg)	YGWC-26S	YGWC-26I	YGWC-27I	YGWC-27S
6/1/2016									
6/2/2016									
6/6/2016	1.2	1.8							
6/7/2016			4.4	5.2	<1				
6/8/2016						110	81	3.2	26
6/9/2016									
7/25/2016									
7/26/2016									
7/27/2016	1.7	1.9	4.7		0.08 (J)				
7/28/2016				5.1					
8/1/2016						96	75	3.6	27
8/2/2016									
8/30/2016									
8/31/2016									
9/13/2016									
9/14/2016									
9/15/2016									
9/16/2016		1.7	4.8						
9/19/2016	1.8			4.8	0.08 (J)				
9/20/2016						100	78	5.6	21
9/21/2016									
11/1/2016									
11/2/2016					0.1 (J)				
11/3/2016	0.69 (J)	1.9	5.3	5					
11/4/2016									
11/7/2016						100	81	5.4	24
11/8/2016									
11/14/2016									
11/28/2016									
12/15/2016									
1/10/2017									
1/11/2017	0.99 (J)	1.7	5.2						
1/12/2017									
1/13/2017				4.3	0.1 (J)				
1/16/2017									
1/18/2017						100	95	3.5	
1/19/2017									25
2/21/2017						96	80		
2/22/2017									24
2/23/2017								4.9	
2/24/2017									
3/1/2017	1.8	1.6							
3/2/2017			5						
3/3/2017									
3/6/2017				4.5	<1				
3/7/2017									
3/8/2017									
4/26/2017	1.6	1.9		4.9	<1				
4/27/2017									
4/28/2017									
5/1/2017									
5/2/2017			5						

ND substitution: RL or RL/2 if <15% NDs.

Prediction Limit

Constituent: Sulfate (mg/L) Analysis Run 5/6/2026 2:04 PM View: Appendix III Interwell

Plant Yates Client: Southern Company Data: Yates AP-2

	YGWA-18I (bg)	YGWA-18S (bg)	YGWA-17S (bg)	YGWA-21I (bg)	YGWA-20S (bg)	YGWC-26S	YGWC-26I	YGWC-27I	YGWC-27S
5/3/2017						100			
5/5/2017									
5/8/2017							84	3.9	23
5/26/2017									
6/27/2017									
6/28/2017	1.7	1.5							
6/29/2017			5.2	5.5	0.15 (J)				
6/30/2017								5	23
7/5/2017									
7/7/2017									
7/10/2017						100	84		
7/11/2017									
7/17/2017									
10/3/2017				5.8					
10/4/2017		1.7	5.3		0.14 (J)				
10/5/2017	1.6								
10/6/2017									23
10/9/2017								5.1	
10/10/2017						97	82		
10/11/2017									
10/12/2017									
10/16/2017									
11/20/2017									
1/10/2018									
1/11/2018									
2/19/2018									
2/20/2018									
4/2/2018									
4/3/2018									
6/5/2018				6.1					
6/6/2018					0.049 (J)				
6/7/2018	0.68 (J)								
6/8/2018									
6/11/2018		0.95 (J)	5.2						
6/12/2018									18.1
6/13/2018						93.3	76.5	6.1	
6/28/2018									
8/6/2018									
8/7/2018									
9/19/2018									
9/24/2018									
9/25/2018	1	1.5	6.1	7	0.13 (J)				
9/26/2018									
10/1/2018									
10/2/2018						99	83.9	6.1	20.2
10/3/2018									
2/25/2019									
3/26/2019									
3/27/2019									
3/28/2019									
3/29/2019									
4/1/2019								4.1	18.3

Prediction Limit

Constituent: Sulfate (mg/L) Analysis Run 5/6/2026 2:04 PM View: Appendix III Interwell

Plant Yates Client: Southern Company Data: Yates AP-2

	YGWA-18I (bg)	YGWA-18S (bg)	YGWA-17S (bg)	YGWA-21I (bg)	YGWA-20S (bg)	YGWC-26S	YGWC-26I	YGWC-27I	YGWC-27S
4/2/2019			5.1	3.8		94.5	77.6		
4/3/2019	0.82 (J)	1.3			0.12 (J)				
6/12/2019									
9/24/2019				1					
9/25/2019			5.5		<1	97	80.1		
9/26/2019	0.64 (J)	1						4.2	18.2
10/8/2019									
10/9/2019									
10/10/2019			5.5	3.6	0.058 (J)				
3/17/2020									
3/18/2020									
3/19/2020						99.4			
3/20/2020							84.7	5.2	21.1
3/24/2020	<1	0.99 (J)	5.4	3	<1				
3/25/2020									
9/22/2020									
9/23/2020	0.53 (J)	1.1	5.1						
9/24/2020				3.6	<1	92.3	85.6	3	16.6
9/25/2020									
3/1/2021									
3/2/2021						92.7			
3/3/2021	<1	1	5.2		<1		89.3	2.6	451 (o)
3/4/2021				4.5					
8/19/2021						86.5			
8/20/2021							84	2.9	18
8/26/2021		1.2							
8/27/2021	0.59 (J)		5.3		<1				
9/1/2021				5					
9/3/2021									
2/8/2022									16.3
2/9/2022	0.51 (J)	1.1	4.8	3.9	<1				
2/10/2022						86.5	81.8	2.4	
2/11/2022									
8/30/2022	0.78 (J)	1.3	4.7	3.2					
8/31/2022					<1	90.2	85.9		
9/1/2022								2.5	13.5
2/7/2023	0.78 (J)	1.2	4.9	3.8	<1				
2/8/2023									
2/9/2023						89.7	84.2	3.2	13.7
8/2/2023									
8/15/2023	0.51 (J)	0.88 (J)	4.6	4.1	<1				
8/16/2023									
8/17/2023						85.7	81.1	3.3	14.2
2/20/2024	<1		4.6	3.8	<1				
2/21/2024								3.8	13
2/22/2024						89.3	80.7		
2/23/2024		0.79 (J)							
8/20/2024	0.74 (J)		4.6	4	<1				
8/21/2024		1.1				90.9	83.5	4.2	
8/22/2024									15.7
2/25/2025	<1	0.59 (J)	3.6	3.3	<1				
2/26/2025								4	

ND substitution: RL or RL/2 if <15% NDs.

Prediction Limit

Constituent: Sulfate (mg/L) Analysis Run 5/6/2026 2:04 PM View: Appendix III Interwell

Plant Yates Client: Southern Company Data: Yates AP-2

	YGWA-18I (bg)	YGWA-18S (bg)	YGWA-17S (bg)	YGWA-21I (bg)	YGWA-20S (bg)	YGWC-26S	YGWC-26I	YGWC-27I	YGWC-27S
2/27/2025						83.3	77.5		12.4
8/12/2025	0.8 (J)	0.98 (J)	3.9	4.4	<1				
8/13/2025									
8/14/2025						82.3	82.4	5.1	14.3
2/17/2026	0.55 (J)	0.74 (J)	4.4	4.1	<1				
2/18/2026						83.1	83.9	5.1	17.3
2/19/2026									

ND substitution: RL or RL/2 if <15% NDs.

Prediction Limit

Constituent: Sulfate (mg/L) Analysis Run 5/6/2026 2:04 PM View: Appendix III Interwell

Plant Yates Client: Southern Company Data: Yates AP-2

	YGWC-28S	YGWC-28I	YGWC-29IB	YGWA-47 (bg)	GWA-2 (bg)	YGWA-2I (bg)	YGWA-39 (bg)	YGWA-40 (bg)
6/1/2016								
6/2/2016								
6/6/2016								
6/7/2016								
6/8/2016								
6/9/2016	5.2	8.7	33					
7/25/2016								
7/26/2016								
7/27/2016								
7/28/2016								
8/1/2016								
8/2/2016	4.5	7.5	32					
8/30/2016				160				
8/31/2016					29			
9/13/2016								
9/14/2016						9.4		
9/15/2016								
9/16/2016								
9/19/2016								
9/20/2016								
9/21/2016	4.1	8	32					
11/1/2016								
11/2/2016								
11/3/2016								
11/4/2016						13		
11/7/2016	4.3		33					
11/8/2016		8.3						
11/14/2016				150				
11/28/2016					36			
12/15/2016						1.8		
1/10/2017								
1/11/2017								
1/12/2017								
1/13/2017								
1/16/2017						11		
1/18/2017	2.7	8						
1/19/2017			32					
2/21/2017	3							
2/22/2017		8.2	31		43			
2/23/2017								
2/24/2017				120				
3/1/2017								
3/2/2017								
3/3/2017						8.8		
3/6/2017								
3/7/2017								
3/8/2017								
4/26/2017								
4/27/2017								
4/28/2017						10		
5/1/2017								
5/2/2017								

Prediction Limit

Constituent: Sulfate (mg/L) Analysis Run 5/6/2026 2:04 PM View: Appendix III Interwell

Plant Yates Client: Southern Company Data: Yates AP-2

	YGWC-28S	YGWC-28I	YGWC-29IB	YGWA-47 (bg)	GWA-2 (bg)	YGWA-2I (bg)	YGWA-39 (bg)	YGWA-40 (bg)
5/3/2017								
5/5/2017	4.7	8.4						
5/8/2017			32	120	60			
5/26/2017						12		
6/27/2017								
6/28/2017						11		
6/29/2017								
6/30/2017								
7/5/2017		8.1	31					
7/7/2017	2.7							
7/10/2017								
7/11/2017				110				
7/17/2017					63			
10/3/2017						7.9		
10/4/2017								
10/5/2017		8.6	31					
10/6/2017								
10/9/2017	2.9							
10/10/2017				93				
10/11/2017							20	
10/12/2017								17
10/16/2017					62			
11/20/2017							24	71
1/10/2018								66
1/11/2018							23	
2/19/2018					64.6			57.2
2/20/2018							20.6	
4/2/2018				88.8				
4/3/2018							24.5	49.4
6/5/2018								
6/6/2018								
6/7/2018						8.8		
6/8/2018								
6/11/2018			30.6					
6/12/2018	2.9	8.2						
6/13/2018								
6/28/2018							22	43.8
8/6/2018					42.1			
8/7/2018							20.7	40.5
9/19/2018				75				
9/24/2018							21.2	39.7
9/25/2018								
9/26/2018								
10/1/2018						9.1		
10/2/2018			30.8					
10/3/2018	2.1	8						
2/25/2019					42.1			
3/26/2019								34.3
3/27/2019				65.9			17.7	
3/28/2019								
3/29/2019						9		
4/1/2019		8.2	30.4					

Prediction Limit

Constituent: Sulfate (mg/L) Analysis Run 5/6/2026 2:04 PM View: Appendix III Interwell

Plant Yates Client: Southern Company Data: Yates AP-2

	YGWC-28S	YGWC-28I	YGWC-29IB	YGWA-47 (bg)	GWA-2 (bg)	YGWA-2I (bg)	YGWA-39 (bg)	YGWA-40 (bg)
4/2/2019	2.4							
4/3/2019								
6/12/2019					83.4			
9/24/2019						9.1		
9/25/2019			30					
9/26/2019	1.6	7.9						
10/8/2019				52.3	128			
10/9/2019							14.85 (D)	27.75 (D)
10/10/2019								
3/17/2020				71.6	98.6			
3/18/2020								
3/19/2020	1.7	9.1				12.4		
3/20/2020			33					
3/24/2020								25.2
3/25/2020							14.3	
9/22/2020				51.5	145			
9/23/2020						11.8		
9/24/2020	0.99 (J)	7.2	26.2				11.7	22.9
9/25/2020								
3/1/2021				51.6				
3/2/2021					156			
3/3/2021	4.9	8.6	26.6			10.6		
3/4/2021							12	21.5
8/19/2021				52.6				
8/20/2021	5.4	8.9	24.7		121			
8/26/2021							19.2	
8/27/2021						16.7		
9/1/2021								
9/3/2021								21.3
2/8/2022	10.5	8.1	22.9	50.9	107		14.6	17.9
2/9/2022						18		
2/10/2022								
2/11/2022								
8/30/2022					101	20.1		
8/31/2022				48			10.9	17.9
9/1/2022	13.4	7.6	21.2					
2/7/2023					82.4	17.8	9.7	
2/8/2023			23.7	50.5				17.5
2/9/2023	16	7.4						
8/2/2023			22.9					
8/15/2023				47.7	74.2	17.2	7.6	16.4
8/16/2023	16.2	7.8						
8/17/2023								
2/20/2024				51	75	23.1	8.6	17.2
2/21/2024	3.9	8.5						
2/22/2024			26.9					
2/23/2024								
8/20/2024				53.9		21.3		
8/21/2024							6.6	18.2
8/22/2024	5.5	9	39.7					
2/25/2025				48.3		13.8	6.5	15.4
2/26/2025	2	8.8	40.9					

Prediction Limit

Constituent: Sulfate (mg/L) Analysis Run 5/6/2026 2:04 PM View: Appendix III Interwell

Plant Yates Client: Southern Company Data: Yates AP-2

	YGWC-28S	YGWC-28I	YGWC-29IB	YGWA-47 (bg)	GWA-2 (bg)	YGWA-2I (bg)	YGWA-39 (bg)	YGWA-40 (bg)
2/27/2025								
8/12/2025				53.1		15.5	6.5	16.9
8/13/2025	3.6		44.7					
8/14/2025		10.5						
2/17/2026				50.9		21.8	8.4	20.5
2/18/2026			46.3					
2/19/2026	2.5	10.2						

Prediction Limit

Constituent: TDS (mg/L) Analysis Run 5/6/2026 2:04 PM View: Appendix III Interwell

Plant Yates Client: Southern Company Data: Yates AP-2

	YGWA-1I (bg)	YGWA-1D (bg)	YGWA-3I (bg)	YGWA-14S (bg)	YGWA-5I (bg)	YGWA-30I (bg)	YGWA-4I (bg)	YGWA-5D (bg)	YGWA-3D (bg)
6/1/2016	54	120	150						
6/2/2016				46	66	36	96	160	130
6/6/2016									
6/7/2016									
6/8/2016									
6/9/2016									
7/25/2016	48		135			50			
7/26/2016		94		54	78		92	177	141
7/27/2016									
7/28/2016									
8/1/2016									
8/2/2016									
8/30/2016									
8/31/2016									
9/13/2016	67	105							
9/14/2016			127		73		102	187	
9/15/2016				54					153
9/16/2016									
9/19/2016						35			
9/20/2016									
9/21/2016									
11/1/2016		44	75			<25			92
11/2/2016				71			115	181	
11/3/2016									
11/4/2016	60				75				
11/7/2016									
11/8/2016									
11/14/2016									
11/28/2016									
12/15/2016									
1/10/2017				45					
1/11/2017		107	148						159
1/12/2017					86			202	
1/13/2017							67		
1/16/2017	65					47			
1/18/2017									
1/19/2017									
2/21/2017						<25			
2/22/2017									
2/23/2017									
2/24/2017									
3/1/2017			182						
3/2/2017	61	98							117
3/3/2017									
3/6/2017							159		
3/7/2017					108			257	
3/8/2017				178					
4/26/2017			92	52		55			181
4/27/2017	31	116							
4/28/2017									
5/1/2017							107	165	
5/2/2017					103				

ND substitution: RL or RL/2 if <15% NDs.

Prediction Limit

Constituent: TDS (mg/L) Analysis Run 5/6/2026 2:04 PM View: Appendix III Interwell

Plant Yates Client: Southern Company Data: Yates AP-2

	YGWA-1I (bg)	YGWA-1D (bg)	YGWA-3I (bg)	YGWA-14S (bg)	YGWA-5I (bg)	YGWA-30I (bg)	YGWA-4I (bg)	YGWA-5D (bg)	YGWA-3D (bg)
5/3/2017									
5/5/2017									
5/8/2017									
5/26/2017									
6/27/2017	42	89			73			189	
6/28/2017			126						169
6/29/2017							79		
6/30/2017				45		42			
7/5/2017									
7/7/2017									
7/10/2017									
7/11/2017									
7/17/2017									
10/3/2017	58	119			89			170	
10/4/2017			147			31			141
10/5/2017				40			95		
10/6/2017									
10/9/2017									
10/10/2017									
10/11/2017									
10/12/2017									
10/16/2017									
11/20/2017									
1/10/2018									
1/11/2018									
2/19/2018									
2/20/2018									
4/2/2018									
4/3/2018									
6/5/2018		127							
6/6/2018	96							151	
6/7/2018					142		90		95
6/8/2018			158	114					
6/11/2018						59			
6/12/2018									
6/13/2018									
6/28/2018									
8/6/2018									
8/7/2018									
9/19/2018									
9/24/2018									
9/25/2018									
9/26/2018					86		116	144	
10/1/2018	60	117	138	50					165
10/2/2018						57			
10/3/2018									
2/25/2019									
3/26/2019									
3/27/2019									
3/28/2019	87	87							
3/29/2019				63					
4/1/2019			19 (J)			54			149

Prediction Limit

Constituent: TDS (mg/L) Analysis Run 5/6/2026 2:04 PM View: Appendix III Interwell

Plant Yates Client: Southern Company Data: Yates AP-2

	YGWA-1I (bg)	YGWA-1D (bg)	YGWA-3I (bg)	YGWA-14S (bg)	YGWA-5I (bg)	YGWA-30I (bg)	YGWA-4I (bg)	YGWA-5D (bg)	YGWA-3D (bg)
4/2/2019									
4/3/2019					83		111	142	
6/12/2019									
9/24/2019	54	124			79			129	
9/25/2019			159	64		51	117		157
9/26/2019									
10/8/2019									
10/9/2019									
3/17/2020									
3/18/2020	35			57					
3/19/2020		116	148			47			146
3/20/2020									
3/24/2020					68			139	
3/25/2020							146		
9/22/2020					75		83	104	
9/23/2020	15	108	155						157
9/24/2020						51			
9/25/2020				54					
3/1/2021						23			
3/2/2021				67	67			52	
3/3/2021	39	99	111				80		137
3/4/2021									
8/19/2021	44	105		54		50			144
8/20/2021									
8/26/2021					86		93	123	
8/27/2021			155						
9/1/2021									
9/3/2021									
2/8/2022									
2/9/2022	57	105	145						154
2/10/2022				56	77			127	
2/11/2022						66	102		
8/30/2022		116			86			148	
8/31/2022	46		137	51		33	92		141
9/1/2022									
2/7/2023	121	131						180	
2/8/2023			145	56		43			144
2/9/2023					59		124		
8/2/2023									
8/15/2023	65	121		69	76		99	219	231
8/16/2023			148			48			
8/17/2023									
2/20/2024	59	130	220		137	55	140	639 (O)	294
2/21/2024									
2/22/2024									
2/23/2024				64					
8/20/2024	67	140	179	81	108	69	128	212	164
8/21/2024									
8/22/2024									
2/25/2025	47	121	136	64	83	51	105	146	147
2/26/2025									
2/27/2025									

Prediction Limit

Constituent: TDS (mg/L) Analysis Run 5/6/2026 2:04 PM View: Appendix III Interwell

Plant Yates Client: Southern Company Data: Yates AP-2

	YGWA-1I (bg)	YGWA-1D (bg)	YGWA-3I (bg)	YGWA-14S (bg)	YGWA-5I (bg)	YGWA-30I (bg)	YGWA-4I (bg)	YGWA-5D (bg)	YGWA-3D (bg)
8/12/2025	50	113	156	60	87	63	115	159	154
8/13/2025									
8/14/2025									
2/17/2026	51	113	139	66	94	52	121	158	148
2/18/2026									
2/19/2026									

Prediction Limit

Constituent: TDS (mg/L) Analysis Run 5/6/2026 2:04 PM View: Appendix III Interwell

Plant Yates Client: Southern Company Data: Yates AP-2

	YGWA-18I (bg)	YGWA-18S (bg)	YGWA-17S (bg)	YGWA-20S (bg)	YGWA-21I (bg)	YGWC-26S	YGWC-27S	YGWC-26I	YGWC-27I
6/1/2016									
6/2/2016									
6/6/2016	120	58							
6/7/2016			28	38	60				
6/8/2016						200	210	220	190
6/9/2016									
7/25/2016									
7/26/2016									
7/27/2016	94	35	74	74					
7/28/2016					81				
8/1/2016						191	209	211	191
8/2/2016									
8/30/2016									
8/31/2016									
9/13/2016									
9/14/2016									
9/15/2016									
9/16/2016		35	67						
9/19/2016	92			45	68				
9/20/2016						213	224	217	205
9/21/2016									
11/1/2016									
11/2/2016				53					
11/3/2016	104	48	41		61				
11/4/2016									
11/7/2016						284	291	301	264
11/8/2016									
11/14/2016									
11/28/2016									
12/15/2016									
1/10/2017									
1/11/2017	133	95	104						
1/12/2017									
1/13/2017				46	76				
1/16/2017									
1/18/2017						158		265	167
1/19/2017							215		
2/21/2017						137		158	
2/22/2017							262		
2/23/2017									253
2/24/2017									
3/1/2017	119	79							
3/2/2017			77						
3/3/2017									
3/6/2017				164	167				
3/7/2017									
3/8/2017									
4/26/2017	162	36		34	50				
4/27/2017									
4/28/2017									
5/1/2017									
5/2/2017			142						

Prediction Limit

Constituent: TDS (mg/L) Analysis Run 5/6/2026 2:04 PM View: Appendix III Interwell

Plant Yates Client: Southern Company Data: Yates AP-2

	YGWA-18I (bg)	YGWA-18S (bg)	YGWA-17S (bg)	YGWA-20S (bg)	YGWA-21I (bg)	YGWC-26S	YGWC-27S	YGWC-26I	YGWC-27I
5/3/2017						269			
5/5/2017									
5/8/2017							187	207	174
5/26/2017									
6/27/2017									
6/28/2017	98	45							
6/29/2017			53	68	94				
6/30/2017							209		193
7/5/2017									
7/7/2017									
7/10/2017						183		219	
7/11/2017									
7/17/2017									
10/3/2017					149				
10/4/2017		45	61	54					
10/5/2017	104								
10/6/2017							183		
10/9/2017									185
10/10/2017						179		194	
10/11/2017									
10/12/2017									
10/16/2017									
11/20/2017									
1/10/2018									
1/11/2018									
2/19/2018									
2/20/2018									
4/2/2018									
4/3/2018									
6/5/2018					109				
6/6/2018				79					
6/7/2018	68								
6/8/2018									
6/11/2018		74	70						
6/12/2018							208		
6/13/2018						196		228	219
6/28/2018									
8/6/2018									
8/7/2018									
9/19/2018									
9/24/2018									
9/25/2018	109	63	86	73	122				
9/26/2018									
10/1/2018									
10/2/2018						191	206	227	227
10/3/2018									
2/25/2019									
3/26/2019									
3/27/2019									
3/28/2019									
3/29/2019									
4/1/2019							221		198

Prediction Limit

Constituent: TDS (mg/L) Analysis Run 5/6/2026 2:04 PM View: Appendix III Interwell

Plant Yates Client: Southern Company Data: Yates AP-2

	YGWA-18I (bg)	YGWA-18S (bg)	YGWA-17S (bg)	YGWA-20S (bg)	YGWA-21I (bg)	YGWC-26S	YGWC-27S	YGWC-26I	YGWC-27I
4/2/2019			72		134	224		223	
4/3/2019	89	63		57					
6/12/2019									
9/24/2019					157				
9/25/2019			81	75		190		225	
9/26/2019	126	72					225		198
10/8/2019									
10/9/2019									
3/17/2020									
3/18/2020									
3/19/2020						194			
3/20/2020							182	211	195
3/24/2020	91	59	71	76	117				
3/25/2020									
9/22/2020									
9/23/2020	103	81	99						
9/24/2020				69	113	171	185	212	186
9/25/2020									
3/1/2021									
3/2/2021						154			
3/3/2021	95	37	57	53			178	205	173
3/4/2021					110				
8/19/2021						176			
8/20/2021							169	224	196
8/26/2021		31							
8/27/2021	112		93	67					
9/1/2021					137				
9/3/2021									
2/8/2022							159		
2/9/2022	103	60	81	72	131				
2/10/2022						168		207	190
2/11/2022									
8/30/2022	100	52	81		122				
8/31/2022				62		206		228	
9/1/2022							124		193
2/7/2023	96	55	78	89	163				
2/8/2023									
2/9/2023						196	116	366	189
8/2/2023									
8/15/2023	96	81	74	62	126				
8/16/2023									
8/17/2023						207	137	248	186
2/20/2024	129		77	164	156				
2/21/2024							149		194
2/22/2024						188		215	
2/23/2024		52							
8/20/2024	128		86	75	143				
8/21/2024		79				215		237	184
8/22/2024							130		
2/25/2025	110	69	93	69	110				
2/26/2025									186
2/27/2025						181	133	213	

Prediction Limit

Constituent: TDS (mg/L) Analysis Run 5/6/2026 2:04 PM View: Appendix III Interwell

Plant Yates Client: Southern Company Data: Yates AP-2

	YGWA-18I (bg)	YGWA-18S (bg)	YGWA-17S (bg)	YGWA-20S (bg)	YGWA-21I (bg)	YGWC-26S	YGWC-27S	YGWC-26I	YGWC-27I
8/12/2025	95	54	92	68	120				
8/13/2025									
8/14/2025						202	142	224	187
2/17/2026	99	53	84	88	133				
2/18/2026						187	153	226	178
2/19/2026									

Prediction Limit

Constituent: TDS (mg/L) Analysis Run 5/6/2026 2:04 PM View: Appendix III Interwell

Plant Yates Client: Southern Company Data: Yates AP-2

	YGWC-28I	YGWC-28S	YGWC-29IB	YGWA-47 (bg)	GWA-2 (bg)	YGWA-2I (bg)	YGWA-39 (bg)	YGWA-40 (bg)
6/1/2016								
6/2/2016								
6/6/2016								
6/7/2016								
6/8/2016								
6/9/2016	240	210	150					
7/25/2016								
7/26/2016								
7/27/2016								
7/28/2016								
8/1/2016								
8/2/2016	226	202	155					
8/30/2016				319				
8/31/2016					209			
9/13/2016								
9/14/2016						152		
9/15/2016								
9/16/2016								
9/19/2016								
9/20/2016								
9/21/2016	214	216	138					
11/1/2016								
11/2/2016								
11/3/2016								
11/4/2016						148		
11/7/2016		399	291					
11/8/2016	229							
11/14/2016				280				
11/28/2016					102			
12/15/2016						191		
1/10/2017								
1/11/2017								
1/12/2017								
1/13/2017								
1/16/2017						180		
1/18/2017	243	215						
1/19/2017			145					
2/21/2017		198						
2/22/2017	310		185		164			
2/23/2017								
2/24/2017				162				
3/1/2017								
3/2/2017								
3/3/2017						156		
3/6/2017								
3/7/2017								
3/8/2017								
4/26/2017								
4/27/2017								
4/28/2017						130		
5/1/2017								
5/2/2017								

Prediction Limit

Constituent: TDS (mg/L) Analysis Run 5/6/2026 2:04 PM View: Appendix III Interwell

Plant Yates Client: Southern Company Data: Yates AP-2

	YGWC-28I	YGWC-28S	YGWC-29IB	YGWA-47 (bg)	GWA-2 (bg)	YGWA-2I (bg)	YGWA-39 (bg)	YGWA-40 (bg)
5/3/2017								
5/5/2017	289	347						
5/8/2017			114	194	145			
5/26/2017						223		
6/27/2017								
6/28/2017						166		
6/29/2017								
6/30/2017								
7/5/2017	217		136					
7/7/2017		236						
7/10/2017								
7/11/2017				193				
7/17/2017					185			
10/3/2017						153		
10/4/2017								
10/5/2017	221		139					
10/6/2017								
10/9/2017		204						
10/10/2017				175				
10/11/2017							68	
10/12/2017								74
10/16/2017					218			
11/20/2017							139	179
1/10/2018								140
1/11/2018							153	
2/19/2018					173			119
2/20/2018							87	
4/2/2018				192				
4/3/2018							85	106
6/5/2018								
6/6/2018								
6/7/2018						146		
6/8/2018								
6/11/2018			156					
6/12/2018	234	243						
6/13/2018								
6/28/2018							88	112
8/6/2018					158			
8/7/2018							89	103
9/19/2018				186				
9/24/2018							82	107
9/25/2018								
9/26/2018								
10/1/2018						155		
10/2/2018			154					
10/3/2018	232	237						
2/25/2019					92			
3/26/2019								90
3/27/2019				170			75	
3/28/2019								
3/29/2019						150		
4/1/2019	238		147					

Prediction Limit

Constituent: TDS (mg/L) Analysis Run 5/6/2026 2:04 PM View: Appendix III Interwell

Plant Yates Client: Southern Company Data: Yates AP-2

	YGWC-28I	YGWC-28S	YGWC-29IB	YGWA-47 (bg)	GWA-2 (bg)	YGWA-2I (bg)	YGWA-39 (bg)	YGWA-40 (bg)
4/2/2019		<25						
4/3/2019								
6/12/2019					226			
9/24/2019						146		
9/25/2019			162					
9/26/2019	241	239						
10/8/2019				172	276			
10/9/2019							119	98
3/17/2020				165	185			
3/18/2020								
3/19/2020	212	202				148		
3/20/2020			137					
3/24/2020								84
3/25/2020							158	
9/22/2020				141	281			
9/23/2020						161		
9/24/2020	209	226	133				170	77
9/25/2020								
3/1/2021				145				
3/2/2021					296			
3/3/2021	184	217	110			138		
3/4/2021							168	57
8/19/2021				134				
8/20/2021	194	192	110		254			
8/26/2021							249	
8/27/2021						150		
9/1/2021								
9/3/2021								88
2/8/2022	206	216	120	151	283		248	93
2/9/2022						156		
2/10/2022								
2/11/2022								
8/30/2022					244	153		
8/31/2022				116			242	92
9/1/2022	186	225	128					
2/7/2023					207	159	224	
2/8/2023			158	141				115
2/9/2023	184	226						
8/2/2023			152					
8/15/2023				186	230	157	225	83
8/16/2023	171	233						
8/17/2023								
2/20/2024				159	214	159	233	109
2/21/2024	213	235						
2/22/2024			146					
2/23/2024								
8/20/2024				155		184		
8/21/2024							235	94
8/22/2024	193	226	154					
2/25/2025				147		156	228	86
2/26/2025	202	217	148					
2/27/2025								

ND substitution: RL or RL/2 if <15% NDs.

Prediction Limit

Constituent: TDS (mg/L) Analysis Run 5/6/2026 2:04 PM View: Appendix III Interwell

Plant Yates Client: Southern Company Data: Yates AP-2

	YGWC-28I	YGWC-28S	YGWC-29IB	YGWA-47 (bg)	GWA-2 (bg)	YGWA-2I (bg)	YGWA-39 (bg)	YGWA-40 (bg)
8/12/2025				167		152	244	89
8/13/2025		216	147					
8/14/2025	198							
2/17/2026				153		167	224	85
2/18/2026			159					
2/19/2026	200	208						

FIGURE E.

Appendix III Trend Tests - Prediction Limit Exceedances - Significant Results

Plant Yates Client: Southern Company Data: Yates AP-2 Printed 5/6/2026, 2:07 PM

Constituent	Well	Slope	Calc.	Critical	Sig.	N	%NDs	Normality	Xform	Alpha	Method
Boron (mg/L)	**YGWA-39 (bg)**	**0.01486**	**147**	**98**	**Yes**	**23**	**4.348**	**n/a**	**n/a**	**0.01**	**NP**
Boron (mg/L)	**YGWA-40 (bg)**	**-0.009267**	**-149**	**-98**	**Yes**	**23**	**0**	**n/a**	**n/a**	**0.01**	**NP**
Boron (mg/L)	**YGWC-26I**	**-0.03335**	**-185**	**-118**	**Yes**	**26**	**0**	**n/a**	**n/a**	**0.01**	**NP**
Boron (mg/L)	**YGWC-26S**	**0.01726**	**169**	**118**	**Yes**	**26**	**0**	**n/a**	**n/a**	**0.01**	**NP**
Boron (mg/L)	**YGWC-27S**	**-0.05591**	**-184**	**-118**	**Yes**	**26**	**0**	**n/a**	**n/a**	**0.01**	**NP**
Boron (mg/L)	**YGWC-28I**	**-0.07363**	**-125**	**-118**	**Yes**	**26**	**0**	**n/a**	**n/a**	**0.01**	**NP**
Chloride (mg/L)	**GWA-2 (bg)**	**0.2946**	**117**	**81**	**Yes**	**20**	**0**	**n/a**	**n/a**	**0.01**	**NP**
Chloride (mg/L)	**YGWA-3D (bg)**	**-0.02989**	**-156**	**-118**	**Yes**	**26**	**0**	**n/a**	**n/a**	**0.01**	**NP**
Chloride (mg/L)	**YGWA-4I (bg)**	**0.1025**	**155**	**118**	**Yes**	**26**	**0**	**n/a**	**n/a**	**0.01**	**NP**
Chloride (mg/L)	**YGWA-5D (bg)**	**-0.4534**	**-247**	**-124**	**Yes**	**27**	**0**	**n/a**	**n/a**	**0.01**	**NP**
Chloride (mg/L)	**YGWA-17S (bg)**	**0.86**	**282**	**124**	**Yes**	**27**	**0**	**n/a**	**n/a**	**0.01**	**NP**
Chloride (mg/L)	**YGWA-18I (bg)**	**0.08916**	**163**	**118**	**Yes**	**26**	**0**	**n/a**	**n/a**	**0.01**	**NP**
Chloride (mg/L)	**YGWA-20S (bg)**	**0.08293**	**199**	**124**	**Yes**	**27**	**0**	**n/a**	**n/a**	**0.01**	**NP**
Chloride (mg/L)	**YGWA-47 (bg)**	**-0.2635**	**-160**	**-98**	**Yes**	**23**	**0**	**n/a**	**n/a**	**0.01**	**NP**
Chloride (mg/L)	**YGWC-26I**	**-0.3484**	**-192**	**-118**	**Yes**	**26**	**0**	**n/a**	**n/a**	**0.01**	**NP**
Chloride (mg/L)	**YGWC-26S**	**-0.2361**	**-137**	**-118**	**Yes**	**26**	**0**	**n/a**	**n/a**	**0.01**	**NP**
Chloride (mg/L)	**YGWC-27S**	**-1.211**	**-222**	**-118**	**Yes**	**26**	**0**	**n/a**	**n/a**	**0.01**	**NP**
Chloride (mg/L)	**YGWC-28S**	**-0.3395**	**-169**	**-118**	**Yes**	**26**	**0**	**n/a**	**n/a**	**0.01**	**NP**

Appendix III Trend Tests - Prediction Limit Exceedances - All Results

Plant Yates Client: Southern Company Data: Yates AP-2 Printed 5/6/2026, 2:07 PM

Constituent	Well	Slope	Calc.	Critical	Sig.	N	%NDs	Normality	Xform	Alpha	Method
Boron (mg/L)	GWA-2 (bg)	0	26	81	No	20	65	n/a	n/a	0.01	NP
Boron (mg/L)	YGWA-1D (bg)	0.00143	111	118	No	26	50	n/a	n/a	0.01	NP
Boron (mg/L)	YGWA-1I (bg)	0	6	118	No	26	73.08	n/a	n/a	0.01	NP
Boron (mg/L)	YGWA-2I (bg)	0	22	118	No	26	84.62	n/a	n/a	0.01	NP
Boron (mg/L)	YGWA-3D (bg)	0	56	118	No	26	69.23	n/a	n/a	0.01	NP
Boron (mg/L)	YGWA-3I (bg)	0	12	118	No	26	88.46	n/a	n/a	0.01	NP
Boron (mg/L)	YGWA-4I (bg)	0	43	118	No	26	76.92	n/a	n/a	0.01	NP
Boron (mg/L)	YGWA-5D (bg)	0.0004313	109	118	No	26	23.08	n/a	n/a	0.01	NP
Boron (mg/L)	YGWA-5I (bg)	0	2	118	No	26	69.23	n/a	n/a	0.01	NP
Boron (mg/L)	YGWA-14S (bg)	0	2	118	No	26	3.846	n/a	n/a	0.01	NP
Boron (mg/L)	YGWA-17S (bg)	0.0004873	114	118	No	26	15.38	n/a	n/a	0.01	NP
Boron (mg/L)	YGWA-18I (bg)	0	6	118	No	26	84.62	n/a	n/a	0.01	NP
Boron (mg/L)	YGWA-18S (bg)	0.001174	106	118	No	26	30.77	n/a	n/a	0.01	NP
Boron (mg/L)	YGWA-20S (bg)	0	5	118	No	26	92.31	n/a	n/a	0.01	NP
Boron (mg/L)	YGWA-21I (bg)	0	-52	-118	No	26	50	n/a	n/a	0.01	NP
Boron (mg/L)	YGWA-30I (bg)	0	2	118	No	26	88.46	n/a	n/a	0.01	NP
Boron (mg/L)	**YGWA-39 (bg)**	**0.01486**	**147**	**98**	**Yes**	**23**	**4.348**	**n/a**	**n/a**	**0.01**	**NP**
Boron (mg/L)	**YGWA-40 (bg)**	**-0.009267**	**-149**	**-98**	**Yes**	**23**	**0**	**n/a**	**n/a**	**0.01**	**NP**
Boron (mg/L)	YGWA-47 (bg)	0.0001179	11	98	No	23	8.696	n/a	n/a	0.01	NP
Boron (mg/L)	**YGWC-26I**	**-0.03335**	**-185**	**-118**	**Yes**	**26**	**0**	**n/a**	**n/a**	**0.01**	**NP**
Boron (mg/L)	**YGWC-26S**	**0.01726**	**169**	**118**	**Yes**	**26**	**0**	**n/a**	**n/a**	**0.01**	**NP**
Boron (mg/L)	YGWC-27I	0.01164	31	118	No	26	0	n/a	n/a	0.01	NP
Boron (mg/L)	**YGWC-27S**	**-0.05591**	**-184**	**-118**	**Yes**	**26**	**0**	**n/a**	**n/a**	**0.01**	**NP**
Boron (mg/L)	**YGWC-28I**	**-0.07363**	**-125**	**-118**	**Yes**	**26**	**0**	**n/a**	**n/a**	**0.01**	**NP**
Boron (mg/L)	YGWC-28S	-0.01912	-47	-118	No	26	0	n/a	n/a	0.01	NP
Boron (mg/L)	YGWC-29IB	-0.001188	-16	-118	No	26	0	n/a	n/a	0.01	NP
Chloride (mg/L)	**GWA-2 (bg)**	**0.2946**	**117**	**81**	**Yes**	**20**	**0**	**n/a**	**n/a**	**0.01**	**NP**
Chloride (mg/L)	YGWA-1D (bg)	0	-56	-118	No	26	0	n/a	n/a	0.01	NP
Chloride (mg/L)	YGWA-1I (bg)	-0.01298	-72	-118	No	26	0	n/a	n/a	0.01	NP
Chloride (mg/L)	YGWA-2I (bg)	-0.01356	-70	-118	No	26	0	n/a	n/a	0.01	NP
Chloride (mg/L)	**YGWA-3D (bg)**	**-0.02989**	**-156**	**-118**	**Yes**	**26**	**0**	**n/a**	**n/a**	**0.01**	**NP**
Chloride (mg/L)	YGWA-3I (bg)	-0.01855	-116	-118	No	26	0	n/a	n/a	0.01	NP
Chloride (mg/L)	**YGWA-4I (bg)**	**0.1025**	**155**	**118**	**Yes**	**26**	**0**	**n/a**	**n/a**	**0.01**	**NP**
Chloride (mg/L)	**YGWA-5D (bg)**	**-0.4534**	**-247**	**-124**	**Yes**	**27**	**0**	**n/a**	**n/a**	**0.01**	**NP**
Chloride (mg/L)	YGWA-5I (bg)	0.04074	77	124	No	27	0	n/a	n/a	0.01	NP
Chloride (mg/L)	YGWA-14S (bg)	0.06983	84	118	No	26	0	n/a	n/a	0.01	NP
Chloride (mg/L)	**YGWA-17S (bg)**	**0.86**	**282**	**124**	**Yes**	**27**	**0**	**n/a**	**n/a**	**0.01**	**NP**
Chloride (mg/L)	**YGWA-18I (bg)**	**0.08916**	**163**	**118**	**Yes**	**26**	**0**	**n/a**	**n/a**	**0.01**	**NP**
Chloride (mg/L)	YGWA-18S (bg)	0.06114	86	118	No	26	0	n/a	n/a	0.01	NP
Chloride (mg/L)	**YGWA-20S (bg)**	**0.08293**	**199**	**124**	**Yes**	**27**	**0**	**n/a**	**n/a**	**0.01**	**NP**
Chloride (mg/L)	YGWA-21I (bg)	-0.05062	-92	-124	No	27	0	n/a	n/a	0.01	NP
Chloride (mg/L)	YGWA-30I (bg)	-0.02598	-112	-118	No	26	0	n/a	n/a	0.01	NP
Chloride (mg/L)	YGWA-39 (bg)	0.3457	97	98	No	23	0	n/a	n/a	0.01	NP
Chloride (mg/L)	YGWA-40 (bg)	0.1442	87	98	No	23	0	n/a	n/a	0.01	NP
Chloride (mg/L)	**YGWA-47 (bg)**	**-0.2635**	**-160**	**-98**	**Yes**	**23**	**0**	**n/a**	**n/a**	**0.01**	**NP**
Chloride (mg/L)	**YGWC-26I**	**-0.3484**	**-192**	**-118**	**Yes**	**26**	**0**	**n/a**	**n/a**	**0.01**	**NP**
Chloride (mg/L)	**YGWC-26S**	**-0.2361**	**-137**	**-118**	**Yes**	**26**	**0**	**n/a**	**n/a**	**0.01**	**NP**
Chloride (mg/L)	**YGWC-27S**	**-1.211**	**-222**	**-118**	**Yes**	**26**	**0**	**n/a**	**n/a**	**0.01**	**NP**
Chloride (mg/L)	**YGWC-28S**	**-0.3395**	**-169**	**-118**	**Yes**	**26**	**0**	**n/a**	**n/a**	**0.01**	**NP**

Sanitas™ v.10.1.06 Software licensed to Groundwater Stats Consulting. UG
Hollow symbols indicate censored values.

Sen's Slope Estimator

GWA-2 (bg)

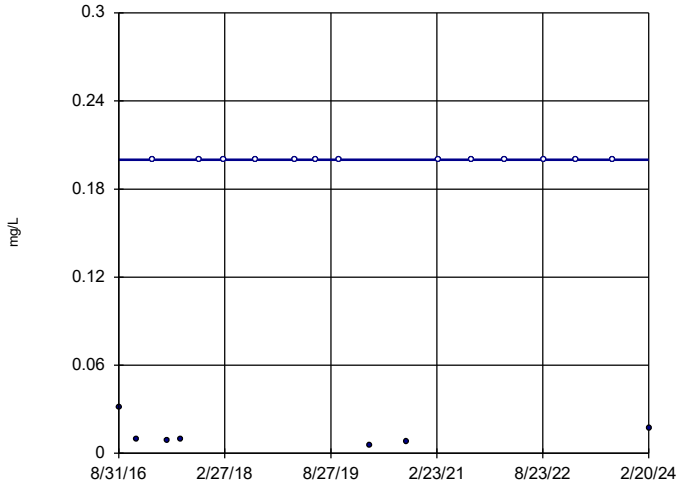

n = 20

Slope = 0
units per year.

Mann-Kendall
statistic = 26
critical = 81

Trend not sig-
nificant at 99%
confidence level
(α = 0.005 per
tail).

Constituent: Boron Analysis Run 5/6/2026 2:05 PM View: Appendix III Trend Tests
Plant Yates Client: Southern Company Data: Yates AP-2

Sanitas™ v.10.1.06 Software licensed to Groundwater Stats Consulting. UG
Hollow symbols indicate censored values.

Sen's Slope Estimator

YGWA-1D (bg)

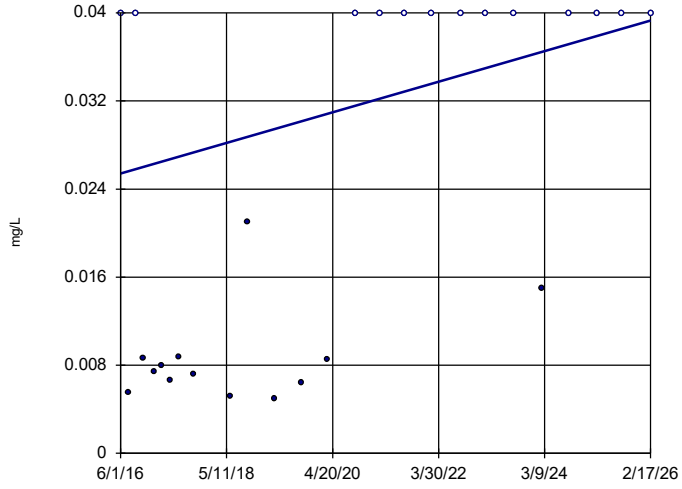

n = 26

Slope = 0.00143
units per year.

Mann-Kendall
statistic = 111
critical = 118

Trend not sig-
nificant at 99%
confidence level
(α = 0.005 per
tail).

Constituent: Boron Analysis Run 5/6/2026 2:05 PM View: Appendix III Trend Tests
Plant Yates Client: Southern Company Data: Yates AP-2

Sanitas™ v.10.1.06 Software licensed to Groundwater Stats Consulting. UG
Hollow symbols indicate censored values.

Sen's Slope Estimator

YGWA-1I (bg)

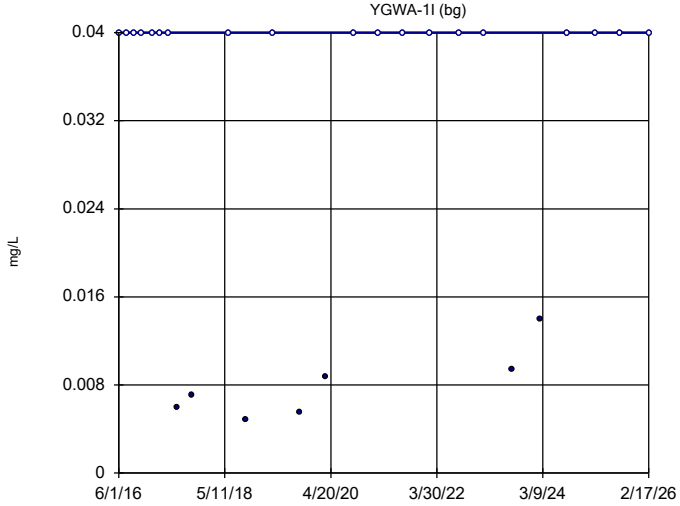

n = 26

Slope = 0
units per year.

Mann-Kendall
statistic = 6
critical = 118

Trend not sig-
nificant at 99%
confidence level
(α = 0.005 per
tail).

Constituent: Boron Analysis Run 5/6/2026 2:05 PM View: Appendix III Trend Tests
Plant Yates Client: Southern Company Data: Yates AP-2

Sanitas™ v.10.1.06 Software licensed to Groundwater Stats Consulting. UG
Hollow symbols indicate censored values.

Sen's Slope Estimator

YGWA-2I (bg)

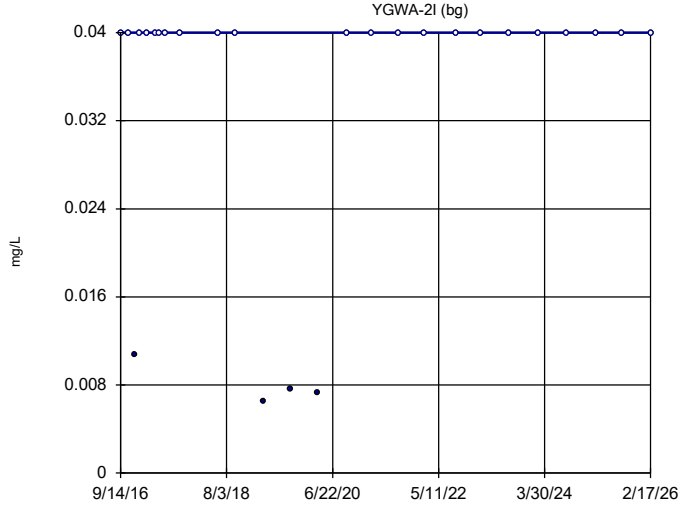

n = 26

Slope = 0
units per year.

Mann-Kendall
statistic = 22
critical = 118

Trend not sig-
nificant at 99%
confidence level
(α = 0.005 per
tail).

Constituent: Boron Analysis Run 5/6/2026 2:05 PM View: Appendix III Trend Tests
Plant Yates Client: Southern Company Data: Yates AP-2

Sanitas™ v.10.1.06 Software licensed to Groundwater Stats Consulting. UG
Hollow symbols indicate censored values.

Sen's Slope Estimator

YGWA-3D (bg)

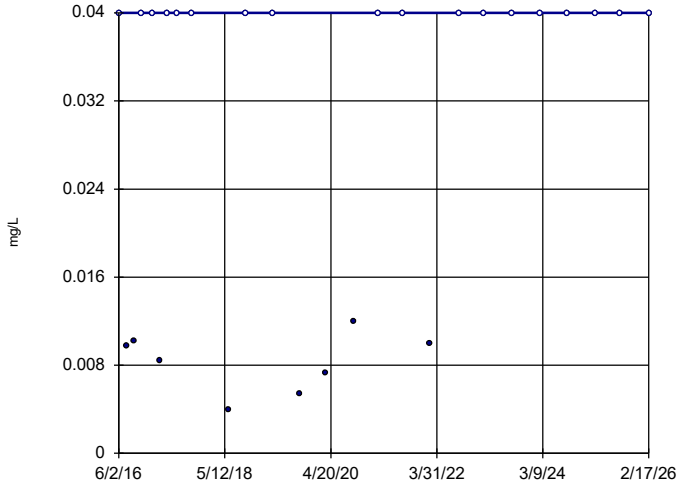

n = 26

Slope = 0
units per year.

Mann-Kendall
statistic = 56
critical = 118

Trend not sig-
nificant at 99%
confidence level
(α = 0.005 per
tail).

Constituent: Boron Analysis Run 5/6/2026 2:05 PM View: Appendix III Trend Tests
Plant Yates Client: Southern Company Data: Yates AP-2

Sanitas™ v.10.1.06 Software licensed to Groundwater Stats Consulting. UG
Hollow symbols indicate censored values.

Sen's Slope Estimator

YGWA-3I (bg)

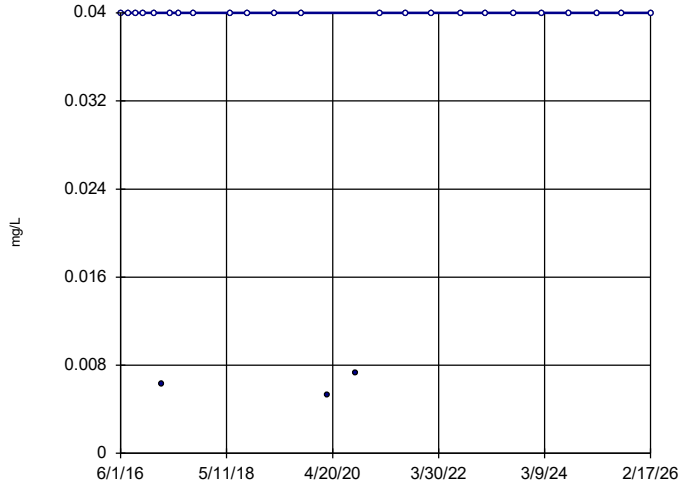

n = 26

Slope = 0
units per year.

Mann-Kendall
statistic = 12
critical = 118

Trend not sig-
nificant at 99%
confidence level
(α = 0.005 per
tail).

Constituent: Boron Analysis Run 5/6/2026 2:05 PM View: Appendix III Trend Tests
Plant Yates Client: Southern Company Data: Yates AP-2

Sanitas™ v.10.1.06 Software licensed to Groundwater Stats Consulting. UG
Hollow symbols indicate censored values.

Sen's Slope Estimator

YGWA-4I (bg)

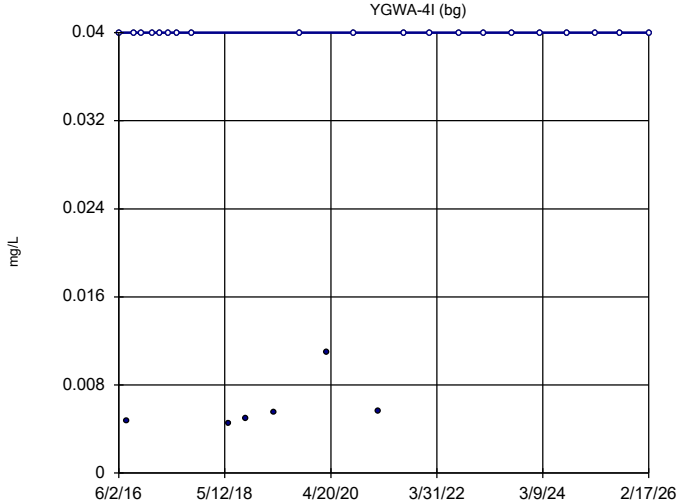

n = 26

Slope = 0
units per year.

Mann-Kendall
statistic = 43
critical = 118

Trend not sig-
nificant at 99%
confidence level
(α = 0.005 per
tail).

Constituent: Boron Analysis Run 5/6/2026 2:05 PM View: Appendix III Trend Tests
Plant Yates Client: Southern Company Data: Yates AP-2

Sanitas™ v.10.1.06 Software licensed to Groundwater Stats Consulting. UG
Hollow symbols indicate censored values.

Sen's Slope Estimator

YGWA-5D (bg)

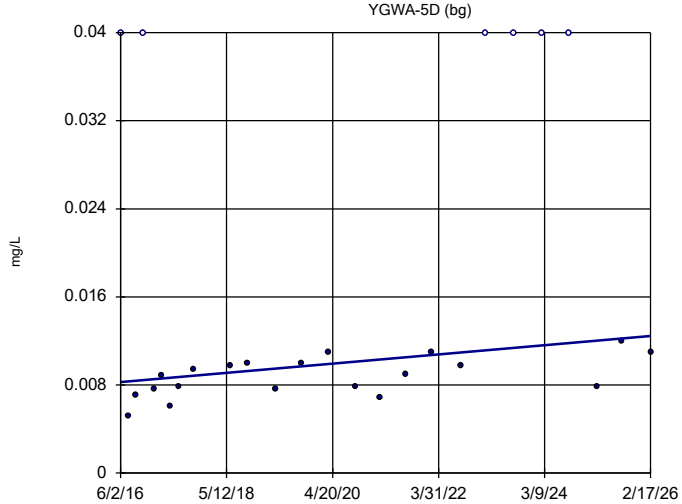

n = 26

Slope = 0.0004313
units per year.

Mann-Kendall
statistic = 109
critical = 118

Trend not sig-
nificant at 99%
confidence level
(α = 0.005 per
tail).

Constituent: Boron Analysis Run 5/6/2026 2:05 PM View: Appendix III Trend Tests
Plant Yates Client: Southern Company Data: Yates AP-2

Sanitas™ v.10.1.06 Software licensed to Groundwater Stats Consulting. UG
Hollow symbols indicate censored values.

Sen's Slope Estimator

YGWA-5I (bg)

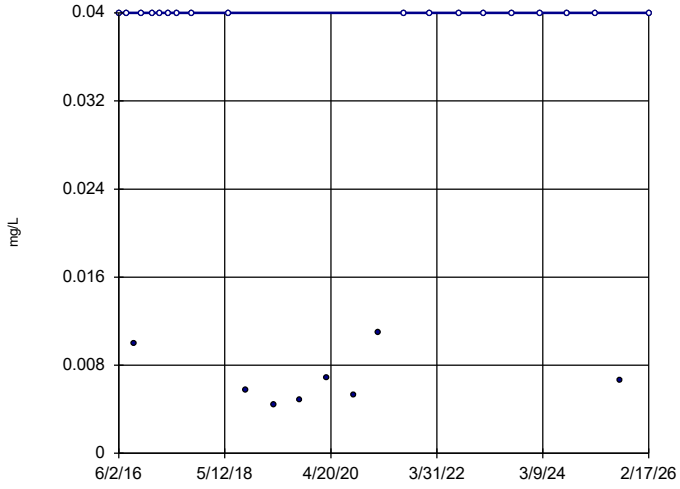

n = 26

Slope = 0
units per year.

Mann-Kendall
statistic = 2
critical = 118

Trend not sig-
nificant at 99%
confidence level
(α = 0.005 per
tail).

Constituent: Boron Analysis Run 5/6/2026 2:05 PM View: Appendix III Trend Tests
Plant Yates Client: Southern Company Data: Yates AP-2

Sanitas™ v.10.1.06 Software licensed to Groundwater Stats Consulting. UG
Hollow symbols indicate censored values.

Sen's Slope Estimator

YGWA-14S (bg)

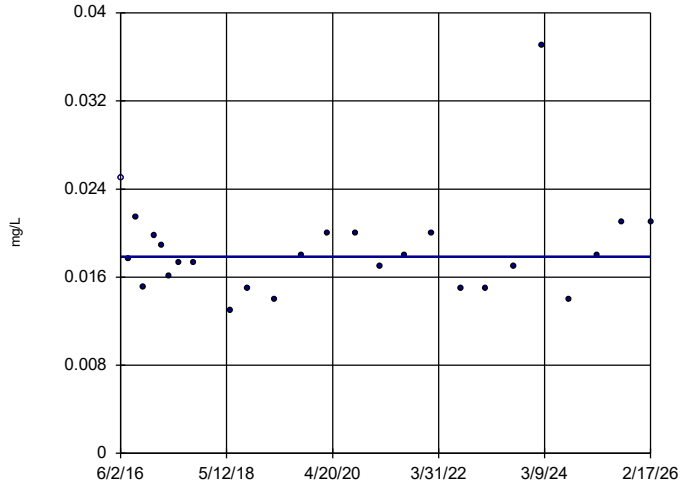

n = 26

Slope = 0
units per year.

Mann-Kendall
statistic = 2
critical = 118

Trend not sig-
nificant at 99%
confidence level
(α = 0.005 per
tail).

Constituent: Boron Analysis Run 5/6/2026 2:05 PM View: Appendix III Trend Tests
Plant Yates Client: Southern Company Data: Yates AP-2

Sanitas™ v.10.1.06 Software licensed to Groundwater Stats Consulting. UG
Hollow symbols indicate censored values.

Sen's Slope Estimator

YGWA-17S (bg)

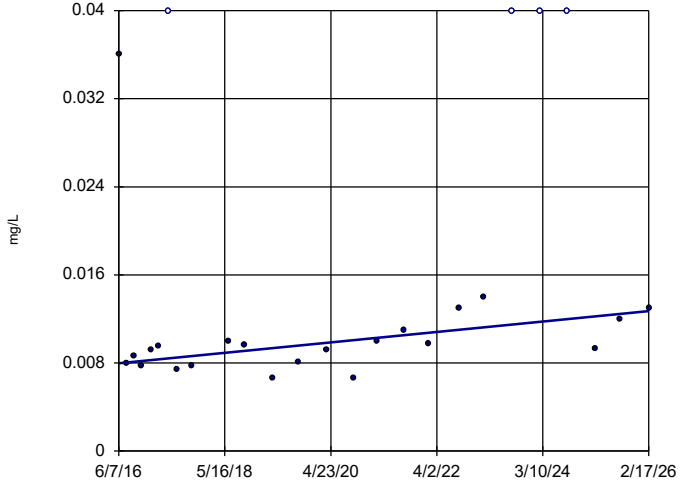

n = 26

Slope = 0.0004873
units per year.

Mann-Kendall
statistic = 114
critical = 118

Trend not sig-
nificant at 99%
confidence level
(α = 0.005 per
tail).

Constituent: Boron Analysis Run 5/6/2026 2:05 PM View: Appendix III Trend Tests
Plant Yates Client: Southern Company Data: Yates AP-2

Sanitas™ v.10.1.06 Software licensed to Groundwater Stats Consulting. UG
Hollow symbols indicate censored values.

Sen's Slope Estimator

YGWA-18I (bg)

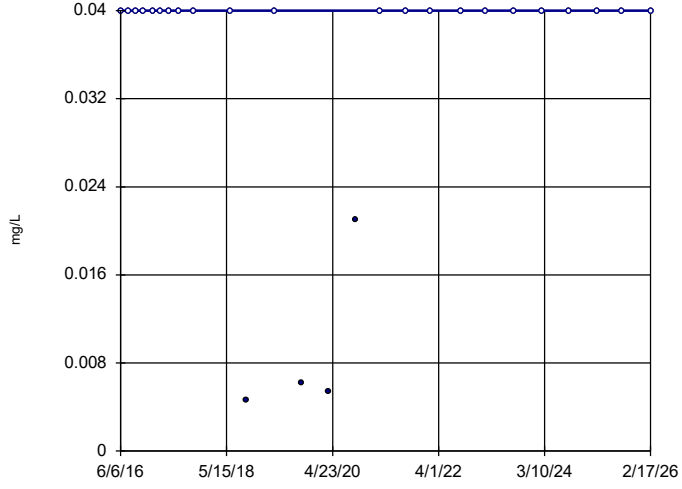

n = 26

Slope = 0
units per year.

Mann-Kendall
statistic = 6
critical = 118

Trend not sig-
nificant at 99%
confidence level
(α = 0.005 per
tail).

Constituent: Boron Analysis Run 5/6/2026 2:05 PM View: Appendix III Trend Tests
Plant Yates Client: Southern Company Data: Yates AP-2

Sanitas™ v.10.1.06 Software licensed to Groundwater Stats Consulting. UG
Hollow symbols indicate censored values.

Sen's Slope Estimator

YGWA-18S (bg)

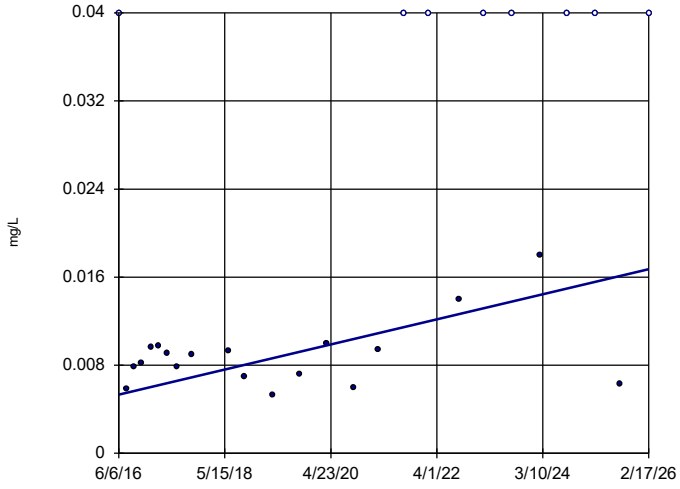

n = 26

Slope = 0.001174 units per year.

Mann-Kendall statistic = 106 critical = 118

Trend not significant at 99% confidence level (α = 0.005 per tail).

Constituent: Boron Analysis Run 5/6/2026 2:05 PM View: Appendix III Trend Tests
Plant Yates Client: Southern Company Data: Yates AP-2

Sanitas™ v.10.1.06 Software licensed to Groundwater Stats Consulting. UG
Hollow symbols indicate censored values.

Sen's Slope Estimator

YGWA-20S (bg)

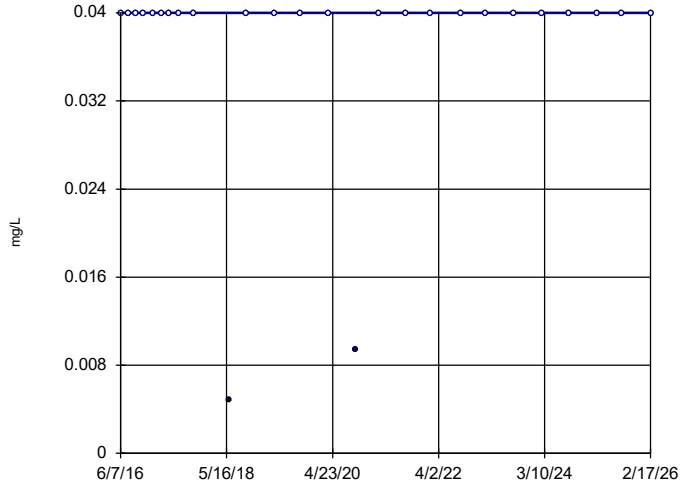

n = 26

Slope = 0 units per year.

Mann-Kendall statistic = 5 critical = 118

Trend not significant at 99% confidence level (α = 0.005 per tail).

Constituent: Boron Analysis Run 5/6/2026 2:05 PM View: Appendix III Trend Tests
Plant Yates Client: Southern Company Data: Yates AP-2

Sanitas™ v.10.1.06 Software licensed to Groundwater Stats Consulting. UG
Hollow symbols indicate censored values.

Sen's Slope Estimator

YGWA-21I (bg)

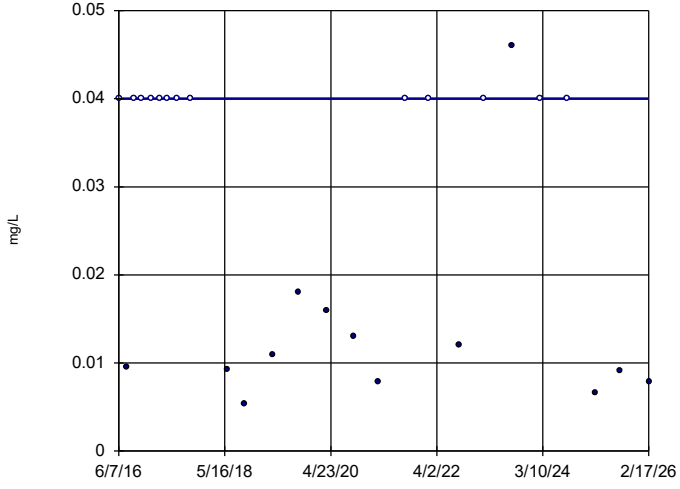

n = 26

Slope = 0 units per year.

Mann-Kendall statistic = -52 critical = -118

Trend not significant at 99% confidence level (α = 0.005 per tail).

Constituent: Boron Analysis Run 5/6/2026 2:05 PM View: Appendix III Trend Tests
Plant Yates Client: Southern Company Data: Yates AP-2

Sanitas™ v.10.1.06 Software licensed to Groundwater Stats Consulting. UG
Hollow symbols indicate censored values.

Sen's Slope Estimator

YGWA-30I (bg)

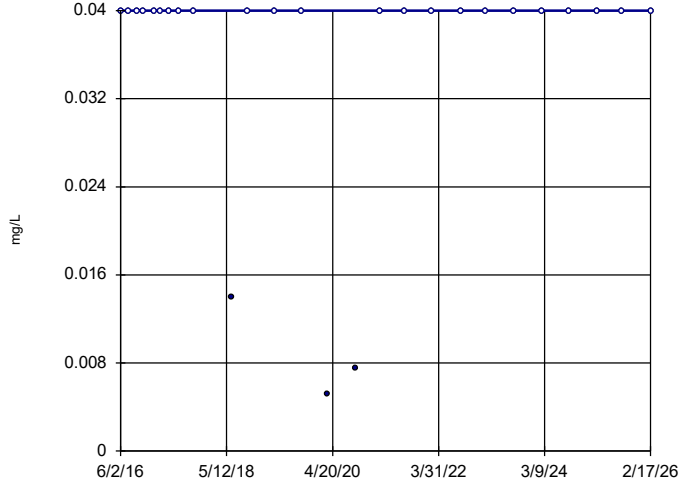

n = 26

Slope = 0 units per year.

Mann-Kendall statistic = 2 critical = 118

Trend not significant at 99% confidence level (α = 0.005 per tail).

Constituent: Boron Analysis Run 5/6/2026 2:05 PM View: Appendix III Trend Tests
Plant Yates Client: Southern Company Data: Yates AP-2

Sanitas™ v.10.1.06 Software licensed to Groundwater Stats Consulting. UG
Hollow symbols indicate censored values.

Sen's Slope Estimator

YGWA-39 (bg)

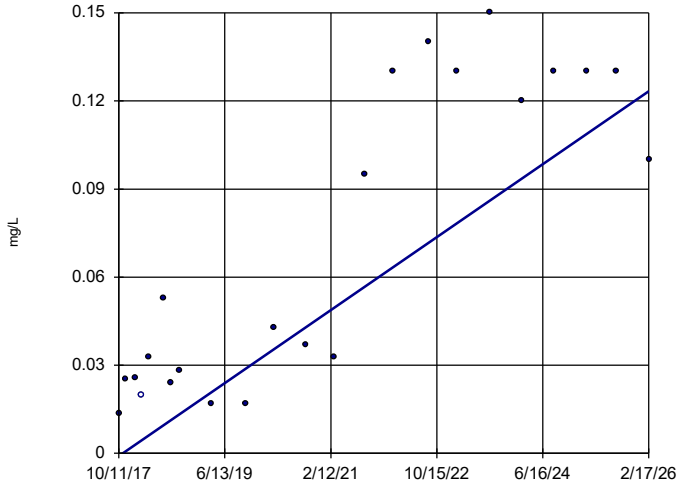

n = 23

Slope = 0.01486 units per year.

Mann-Kendall statistic = 147 critical = 98

Increasing trend significant at 99% confidence level (α = 0.005 per tail).

Constituent: Boron Analysis Run 5/6/2026 2:05 PM View: Appendix III Trend Tests
Plant Yates Client: Southern Company Data: Yates AP-2

Sanitas™ v.10.1.06 Software licensed to Groundwater Stats Consulting. UG

Sen's Slope Estimator

YGWA-40 (bg)

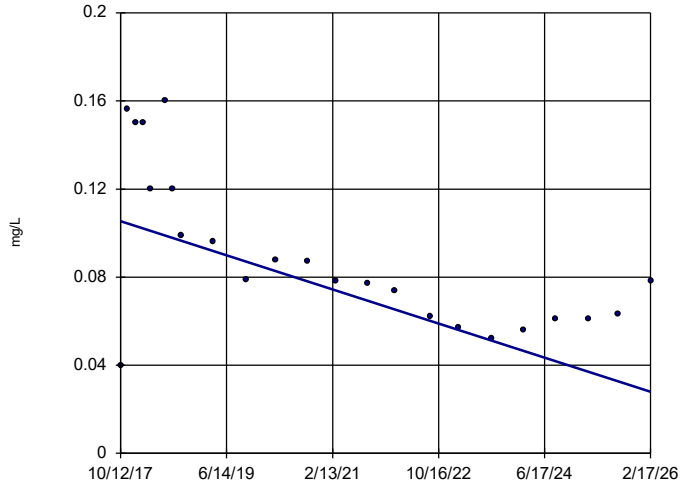

n = 23

Slope = -0.009267 units per year.

Mann-Kendall statistic = -149 critical = -98

Decreasing trend significant at 99% confidence level (α = 0.005 per tail).

Constituent: Boron Analysis Run 5/6/2026 2:05 PM View: Appendix III Trend Tests
Plant Yates Client: Southern Company Data: Yates AP-2

Sanitas™ v.10.1.06 Software licensed to Groundwater Stats Consulting. UG
Hollow symbols indicate censored values.

Sen's Slope Estimator

YGWA-47 (bg)

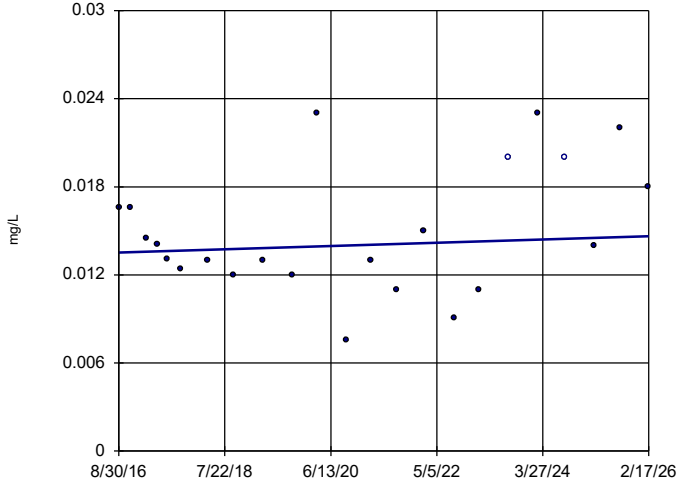

n = 23

Slope = 0.0001179 units per year.

Mann-Kendall statistic = 11 critical = 98

Trend not significant at 99% confidence level (α = 0.005 per tail).

Constituent: Boron Analysis Run 5/6/2026 2:05 PM View: Appendix III Trend Tests
Plant Yates Client: Southern Company Data: Yates AP-2

Sanitas™ v.10.1.06 Software licensed to Groundwater Stats Consulting. UG

Sen's Slope Estimator

YGWC-26I

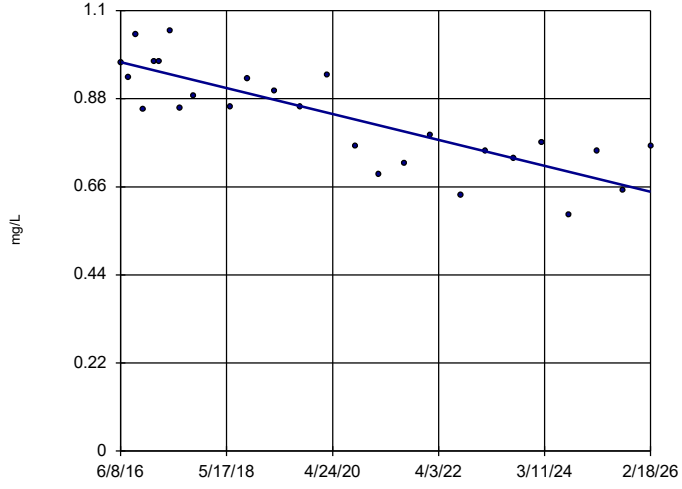

n = 26

Slope = -0.03335 units per year.

Mann-Kendall statistic = -185 critical = -118

Decreasing trend significant at 99% confidence level (α = 0.005 per tail).

Constituent: Boron Analysis Run 5/6/2026 2:05 PM View: Appendix III Trend Tests
Plant Yates Client: Southern Company Data: Yates AP-2

Sanitas™ v.10.1.06 Software licensed to Groundwater Stats Consulting. UG

Sen's Slope Estimator

YGWC-26S

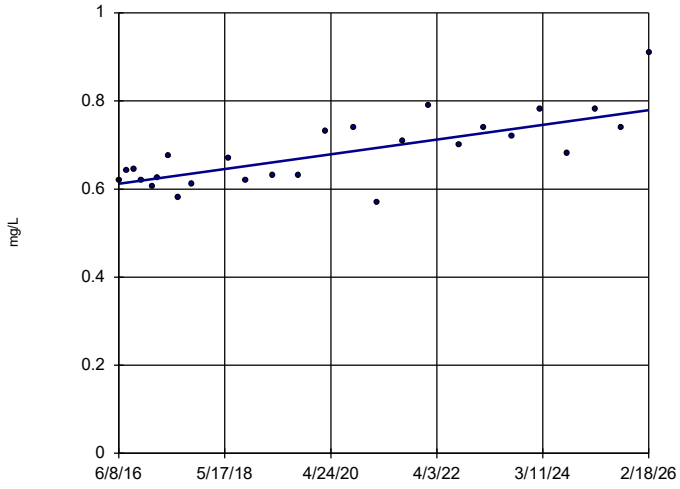

n = 26

Slope = 0.01726 units per year.

Mann-Kendall statistic = 169 critical = 118

Increasing trend significant at 99% confidence level (α = 0.005 per tail).

Constituent: Boron Analysis Run 5/6/2026 2:05 PM View: Appendix III Trend Tests

Plant Yates Client: Southern Company Data: Yates AP-2

Sanitas™ v.10.1.06 Software licensed to Groundwater Stats Consulting. UG

Sen's Slope Estimator

YGWC-27I

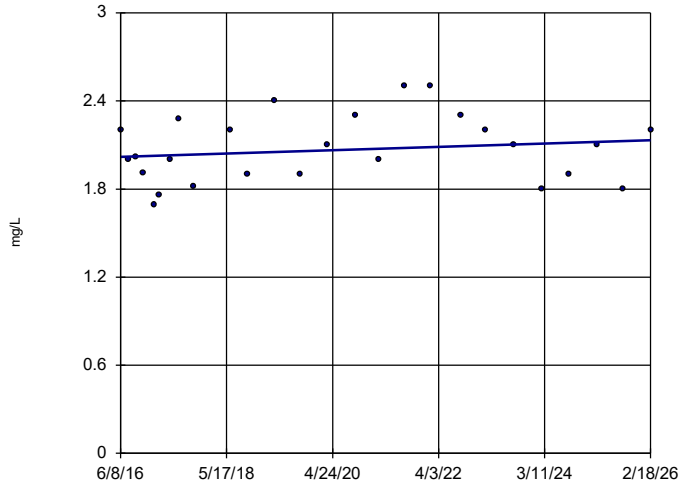

n = 26

Slope = 0.01164 units per year.

Mann-Kendall statistic = 31 critical = 118

Trend not significant at 99% confidence level (α = 0.005 per tail).

Constituent: Boron Analysis Run 5/6/2026 2:05 PM View: Appendix III Trend Tests

Plant Yates Client: Southern Company Data: Yates AP-2

Sanitas™ v.10.1.06 Software licensed to Groundwater Stats Consulting. UG

Sen's Slope Estimator

YGWC-27S

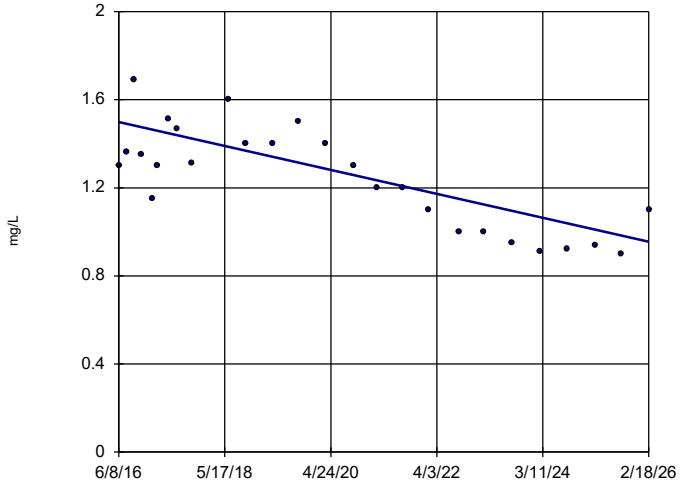

n = 26

Slope = -0.05591 units per year.

Mann-Kendall statistic = -184 critical = -118

Decreasing trend significant at 99% confidence level (α = 0.005 per tail).

Constituent: Boron Analysis Run 5/6/2026 2:05 PM View: Appendix III Trend Tests

Plant Yates Client: Southern Company Data: Yates AP-2

Sanitas™ v.10.1.06 Software licensed to Groundwater Stats Consulting. UG

Sen's Slope Estimator

YGWC-28I

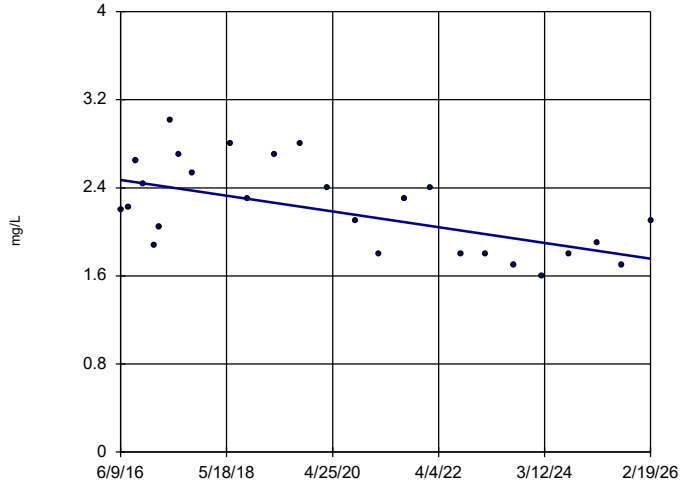

n = 26

Slope = -0.07363 units per year.

Mann-Kendall statistic = -125 critical = -118

Decreasing trend significant at 99% confidence level (α = 0.005 per tail).

Constituent: Boron Analysis Run 5/6/2026 2:05 PM View: Appendix III Trend Tests

Plant Yates Client: Southern Company Data: Yates AP-2

Sanitas™ v.10.1.06 Software licensed to Groundwater Stats Consulting. UG

Sen's Slope Estimator

YGWC-28S

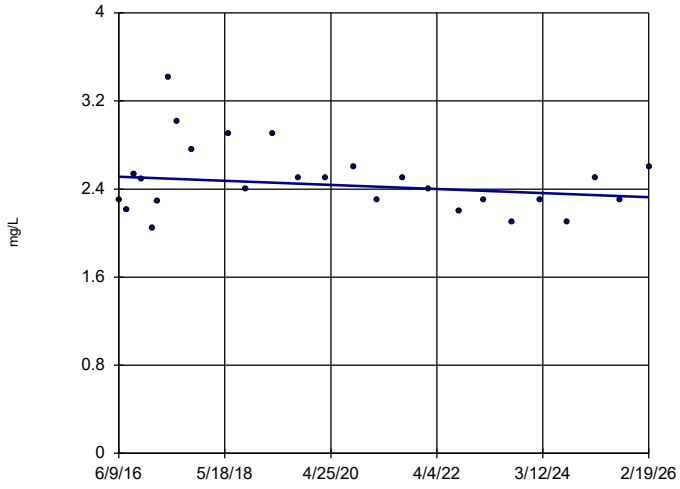

n = 26

Slope = -0.01912 units per year.

Mann-Kendall statistic = -47 critical = -118

Trend not significant at 99% confidence level (α = 0.005 per tail).

Constituent: Boron Analysis Run 5/6/2026 2:05 PM View: Appendix III Trend Tests

Plant Yates Client: Southern Company Data: Yates AP-2

Sanitas™ v.10.1.06 Software licensed to Groundwater Stats Consulting. UG

Sen's Slope Estimator

YGWC-29IB

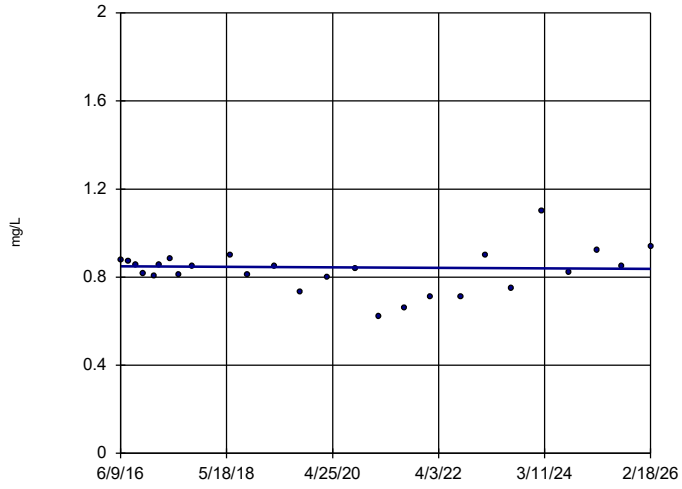

n = 26

Slope = -0.001188 units per year.

Mann-Kendall statistic = -16 critical = -118

Trend not significant at 99% confidence level (α = 0.005 per tail).

Constituent: Boron Analysis Run 5/6/2026 2:05 PM View: Appendix III Trend Tests

Plant Yates Client: Southern Company Data: Yates AP-2

Sanitas™ v.10.1.06 Software licensed to Groundwater Stats Consulting. UG

Sen's Slope Estimator

GWA-2 (bg)

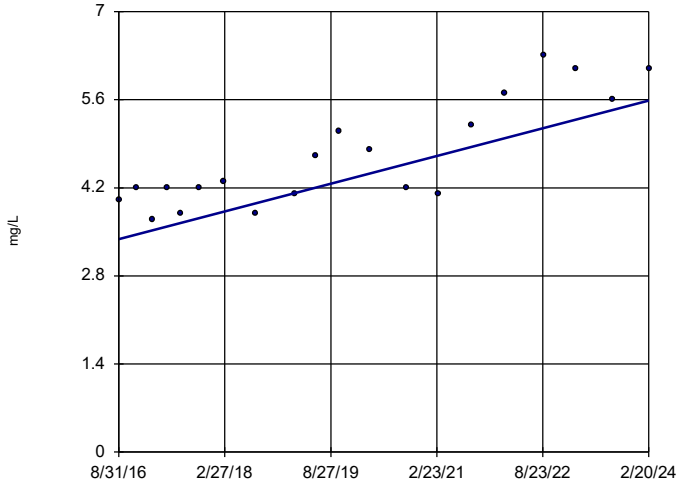

n = 20

Slope = 0.2946 units per year.

Mann-Kendall statistic = 117 critical = 81

Increasing trend significant at 99% confidence level (α = 0.005 per tail).

Constituent: Chloride Analysis Run 5/6/2026 2:05 PM View: Appendix III Trend Tests

Plant Yates Client: Southern Company Data: Yates AP-2

Sanitas™ v.10.1.06 Software licensed to Groundwater Stats Consulting. UG

Sen's Slope Estimator

YGWA-1D (bg)

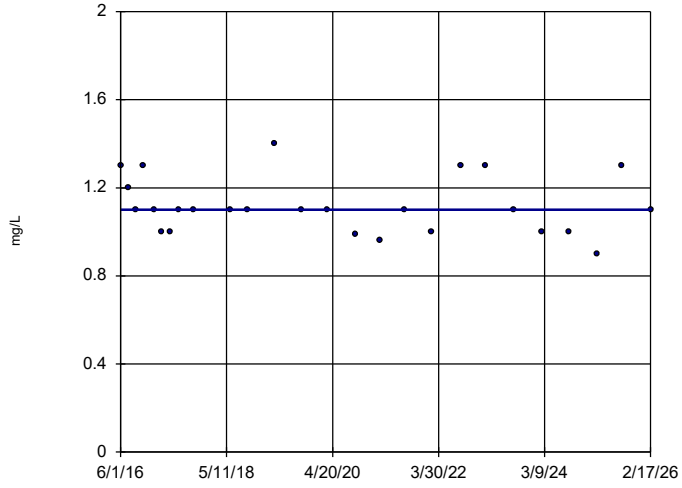

n = 26

Slope = 0 units per year.

Mann-Kendall statistic = -56 critical = -118

Trend not significant at 99% confidence level (α = 0.005 per tail).

Constituent: Chloride Analysis Run 5/6/2026 2:05 PM View: Appendix III Trend Tests

Plant Yates Client: Southern Company Data: Yates AP-2

Sanitas™ v.10.1.06 Software licensed to Groundwater Stats Consulting. UG

Sen's Slope Estimator

YGWA-1I (bg)

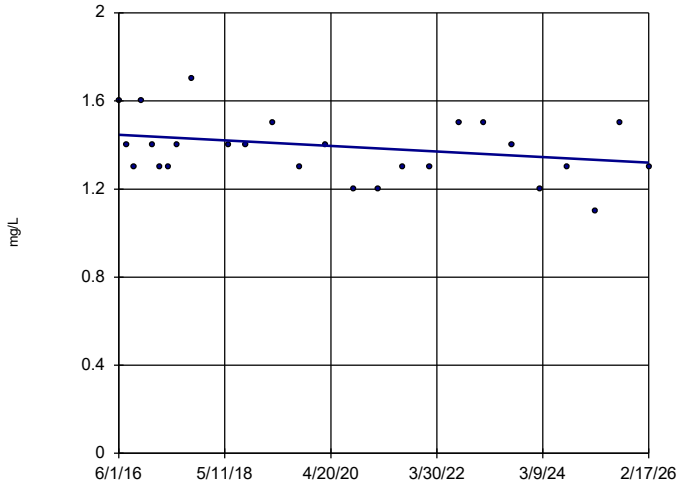

n = 26

Slope = -0.01298 units per year.

Mann-Kendall statistic = -72 critical = -118

Trend not significant at 99% confidence level (α = 0.005 per tail).

Constituent: Chloride Analysis Run 5/6/2026 2:05 PM View: Appendix III Trend Tests

Plant Yates Client: Southern Company Data: Yates AP-2

Sanitas™ v.10.1.06 Software licensed to Groundwater Stats Consulting. UG

Sen's Slope Estimator

YGWA-2I (bg)

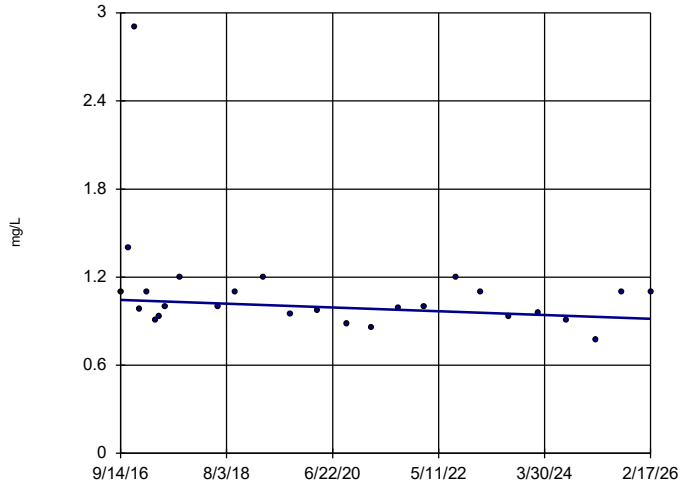

n = 26

Slope = -0.01356 units per year.

Mann-Kendall statistic = -70 critical = -118

Trend not significant at 99% confidence level (α = 0.005 per tail).

Constituent: Chloride Analysis Run 5/6/2026 2:05 PM View: Appendix III Trend Tests

Plant Yates Client: Southern Company Data: Yates AP-2

Sanitas™ v.10.1.06 Software licensed to Groundwater Stats Consulting. UG

Sen's Slope Estimator

YGWA-3D (bg)

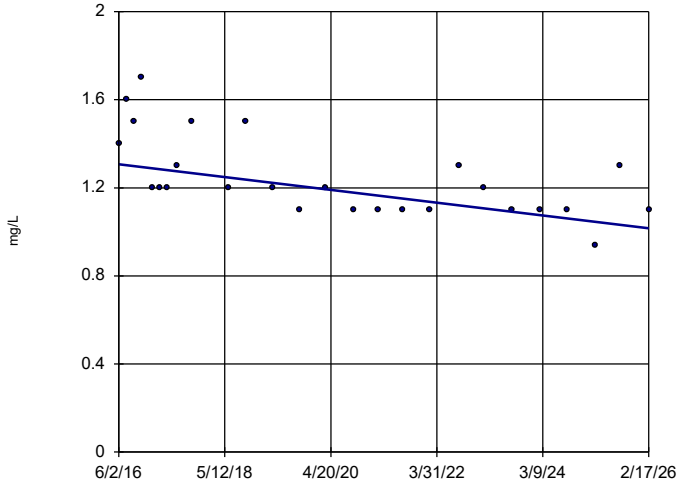

n = 26

Slope = -0.02989 units per year.

Mann-Kendall statistic = -156 critical = -118

Decreasing trend significant at 99% confidence level (α = 0.005 per tail).

Constituent: Chloride Analysis Run 5/6/2026 2:05 PM View: Appendix III Trend Tests

Plant Yates Client: Southern Company Data: Yates AP-2

Sanitas™ v.10.1.06 Software licensed to Groundwater Stats Consulting. UG

Sen's Slope Estimator

YGWA-3I (bg)

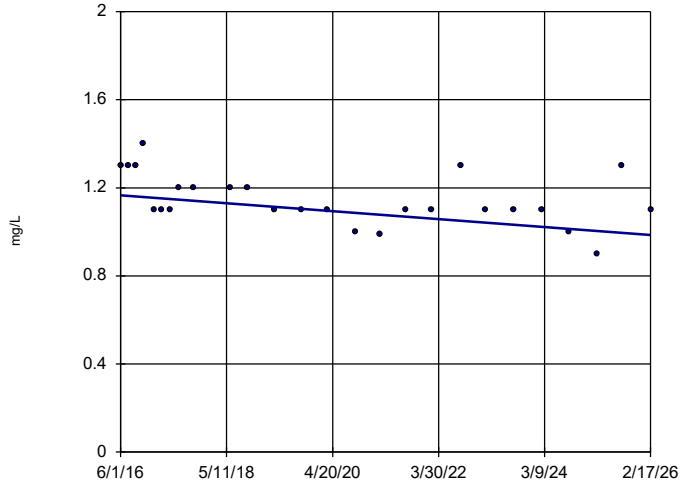

n = 26

Slope = -0.01855 units per year.

Mann-Kendall statistic = -116 critical = -118

Trend not significant at 99% confidence level (α = 0.005 per tail).

Constituent: Chloride Analysis Run 5/6/2026 2:05 PM View: Appendix III Trend Tests

Plant Yates Client: Southern Company Data: Yates AP-2

Sanitas™ v.10.1.06 Software licensed to Groundwater Stats Consulting. UG

Sen's Slope Estimator

YGWA-4I (bg)

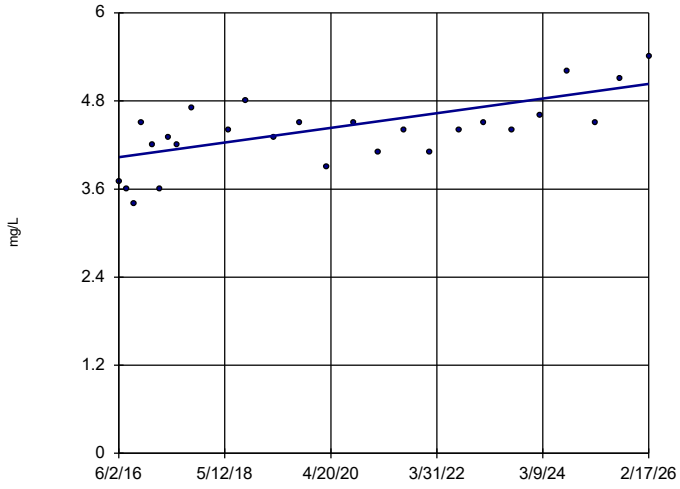

n = 26

Slope = 0.1025 units per year.

Mann-Kendall statistic = 155 critical = 118

Increasing trend significant at 99% confidence level (α = 0.005 per tail).

Constituent: Chloride Analysis Run 5/6/2026 2:05 PM View: Appendix III Trend Tests

Plant Yates Client: Southern Company Data: Yates AP-2

Sanitas™ v.10.1.06 Software licensed to Groundwater Stats Consulting. UG

Sen's Slope Estimator

YGWA-5D (bg)

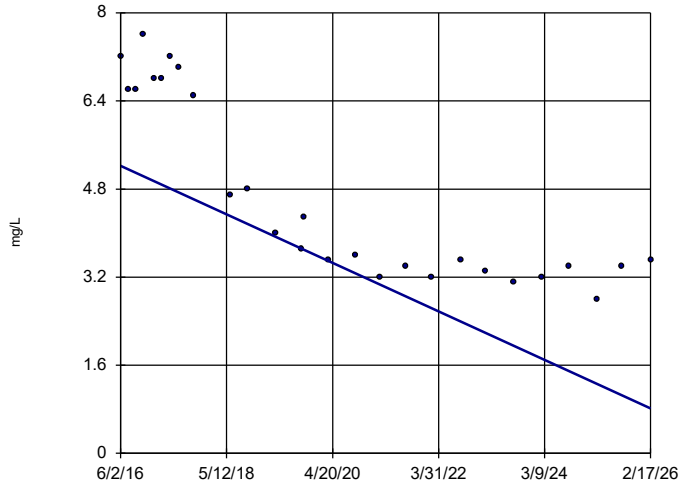

n = 27

Slope = -0.4534 units per year.

Mann-Kendall statistic = -247 critical = -124

Decreasing trend significant at 99% confidence level (α = 0.005 per tail).

Constituent: Chloride Analysis Run 5/6/2026 2:05 PM View: Appendix III Trend Tests

Plant Yates Client: Southern Company Data: Yates AP-2

Sanitas™ v.10.1.06 Software licensed to Groundwater Stats Consulting. UG

Sen's Slope Estimator

YGWA-5I (bg)

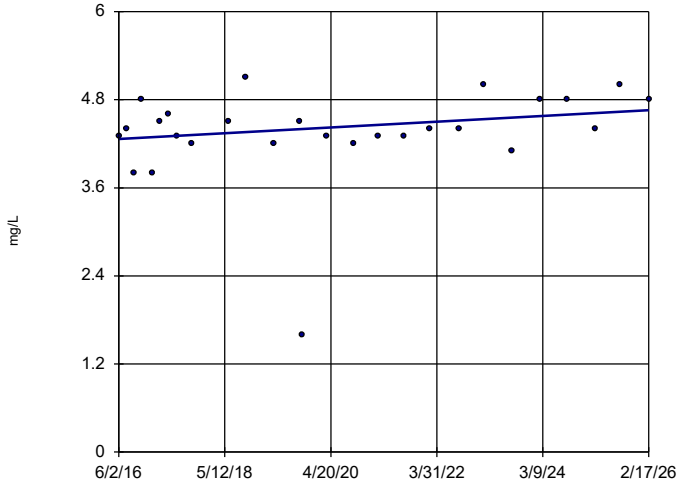

n = 27

Slope = 0.04074 units per year.

Mann-Kendall statistic = 77 critical = 124

Trend not significant at 99% confidence level (α = 0.005 per tail).

Constituent: Chloride Analysis Run 5/6/2026 2:05 PM View: Appendix III Trend Tests

Plant Yates Client: Southern Company Data: Yates AP-2

Sanitas™ v.10.1.06 Software licensed to Groundwater Stats Consulting. UG

Sen's Slope Estimator

YGWA-14S (bg)

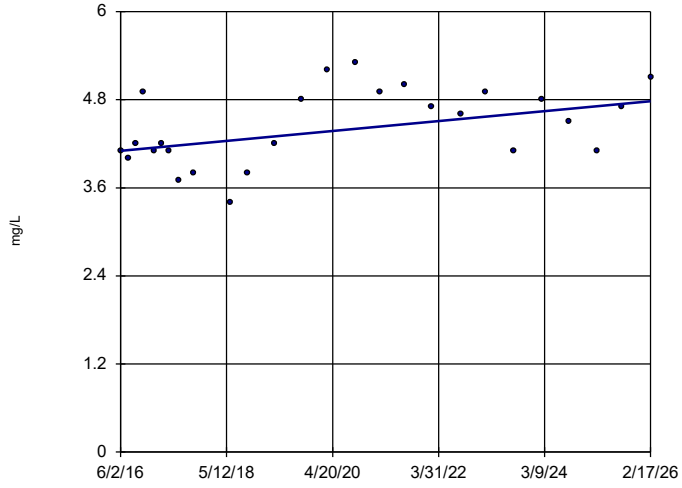

n = 26

Slope = 0.06983 units per year.

Mann-Kendall statistic = 84 critical = 118

Trend not significant at 99% confidence level (α = 0.005 per tail).

Constituent: Chloride Analysis Run 5/6/2026 2:05 PM View: Appendix III Trend Tests

Plant Yates Client: Southern Company Data: Yates AP-2

Sanitas™ v.10.1.06 Software licensed to Groundwater Stats Consulting. UG

Sen's Slope Estimator

YGWA-17S (bg)

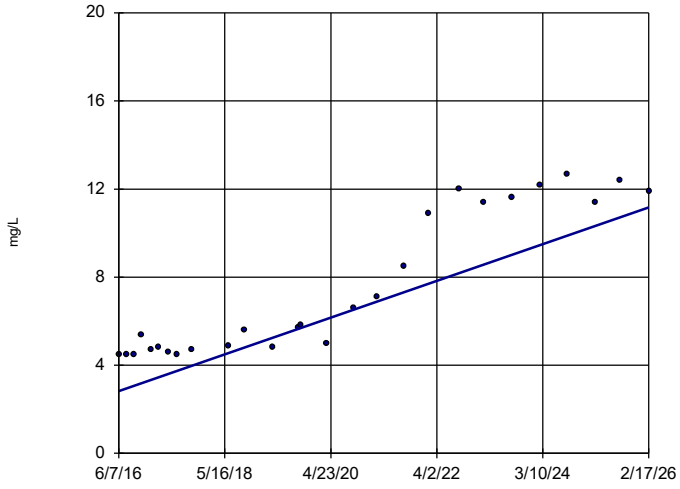

n = 27

Slope = 0.86 units per year.

Mann-Kendall statistic = 282 critical = 124

Increasing trend significant at 99% confidence level (α = 0.005 per tail).

Constituent: Chloride Analysis Run 5/6/2026 2:05 PM View: Appendix III Trend Tests

Plant Yates Client: Southern Company Data: Yates AP-2

Sanitas™ v.10.1.06 Software licensed to Groundwater Stats Consulting. UG

Sen's Slope Estimator

YGWA-18I (bg)

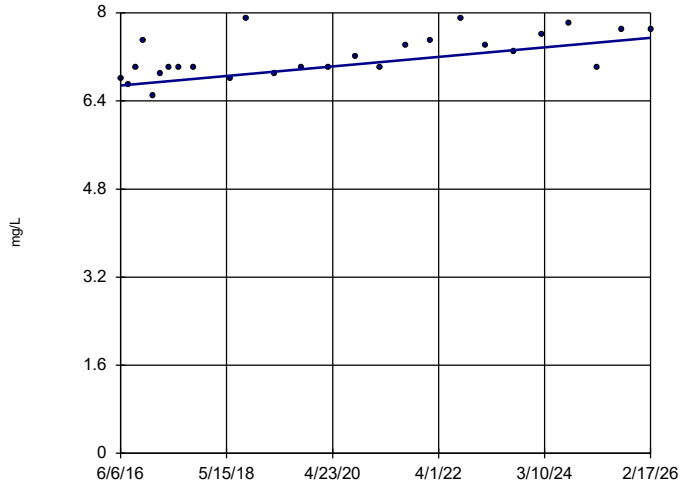

n = 26

Slope = 0.08916 units per year.

Mann-Kendall statistic = 163 critical = 118

Increasing trend significant at 99% confidence level (α = 0.005 per tail).

Constituent: Chloride Analysis Run 5/6/2026 2:05 PM View: Appendix III Trend Tests

Plant Yates Client: Southern Company Data: Yates AP-2

Sanitas™ v.10.1.06 Software licensed to Groundwater Stats Consulting. UG

Sen's Slope Estimator

YGWA-18S (bg)

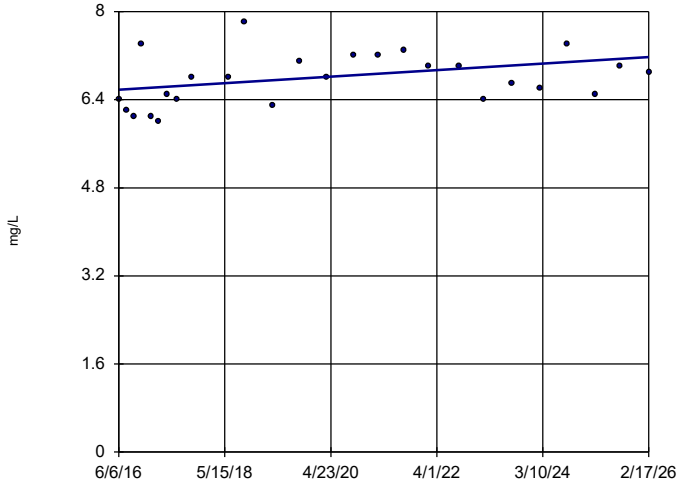

n = 26

Slope = 0.06114 units per year.

Mann-Kendall statistic = 86 critical = 118

Trend not significant at 99% confidence level (α = 0.005 per tail).

Constituent: Chloride Analysis Run 5/6/2026 2:05 PM View: Appendix III Trend Tests

Plant Yates Client: Southern Company Data: Yates AP-2

Sanitas™ v.10.1.06 Software licensed to Groundwater Stats Consulting. UG

Sen's Slope Estimator

YGWA-20S (bg)

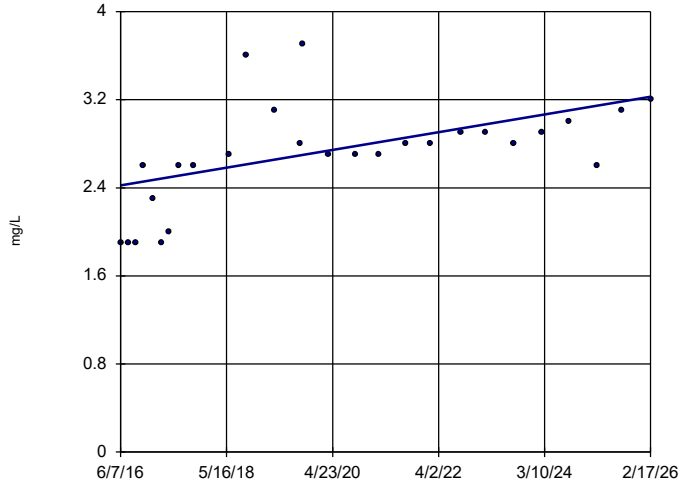

n = 27

Slope = 0.08293 units per year.

Mann-Kendall statistic = 199 critical = 124

Increasing trend significant at 99% confidence level (α = 0.005 per tail).

Constituent: Chloride Analysis Run 5/6/2026 2:05 PM View: Appendix III Trend Tests

Plant Yates Client: Southern Company Data: Yates AP-2

Sanitas™ v.10.1.06 Software licensed to Groundwater Stats Consulting. UG

Sen's Slope Estimator

YGWA-21I (bg)

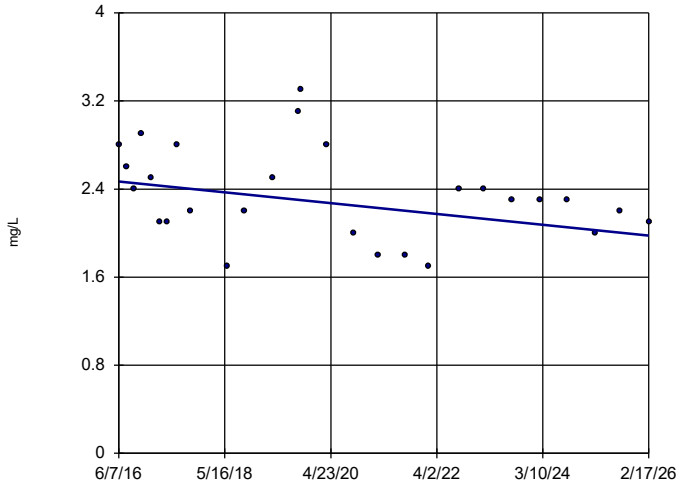

n = 27

Slope = -0.05062 units per year.

Mann-Kendall statistic = -92 critical = -124

Trend not significant at 99% confidence level (α = 0.005 per tail).

Constituent: Chloride Analysis Run 5/6/2026 2:05 PM View: Appendix III Trend Tests

Plant Yates Client: Southern Company Data: Yates AP-2

Sanitas™ v.10.1.06 Software licensed to Groundwater Stats Consulting. UG

Sen's Slope Estimator

YGWA-30I (bg)

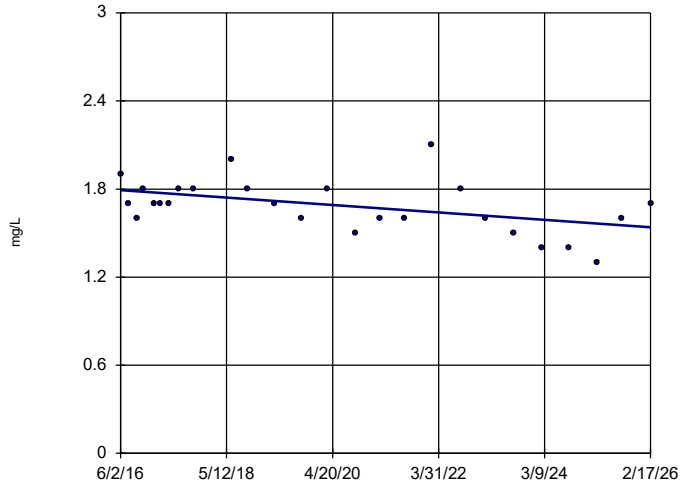

n = 26

Slope = -0.02598 units per year.

Mann-Kendall statistic = -112 critical = -118

Trend not significant at 99% confidence level (α = 0.005 per tail).

Constituent: Chloride Analysis Run 5/6/2026 2:05 PM View: Appendix III Trend Tests

Plant Yates Client: Southern Company Data: Yates AP-2

Sanitas™ v.10.1.06 Software licensed to Groundwater Stats Consulting. UG

Sen's Slope Estimator

YGWA-39 (bg)

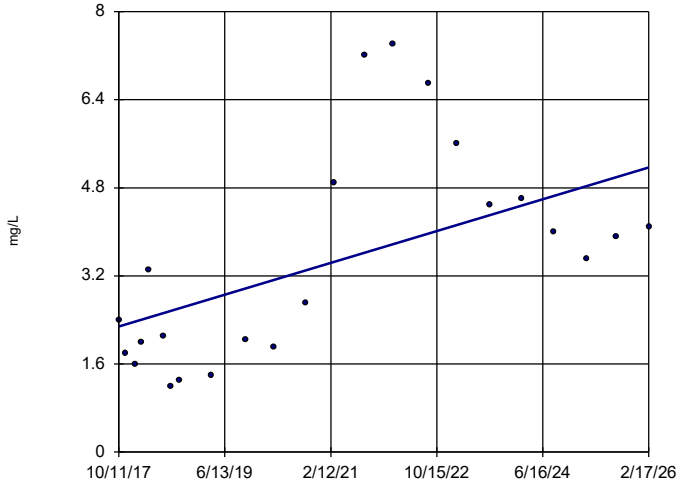

n = 23

Slope = 0.3457 units per year.

Mann-Kendall statistic = 97 critical = 98

Trend not significant at 99% confidence level (α = 0.005 per tail).

Constituent: Chloride Analysis Run 5/6/2026 2:05 PM View: Appendix III Trend Tests

Plant Yates Client: Southern Company Data: Yates AP-2

Sanitas™ v.10.1.06 Software licensed to Groundwater Stats Consulting. UG

Sen's Slope Estimator

YGWA-40 (bg)

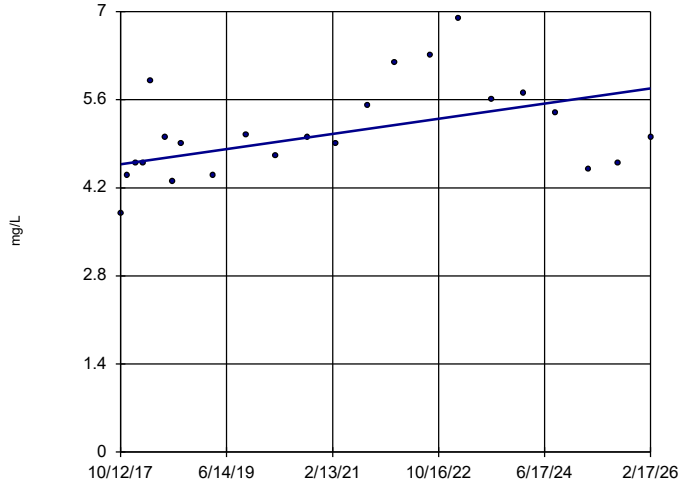

n = 23

Slope = 0.1442 units per year.

Mann-Kendall statistic = 87 critical = 98

Trend not significant at 99% confidence level (α = 0.005 per tail).

Constituent: Chloride Analysis Run 5/6/2026 2:05 PM View: Appendix III Trend Tests

Plant Yates Client: Southern Company Data: Yates AP-2

Sanitas™ v.10.1.06 Software licensed to Groundwater Stats Consulting. UG

Sen's Slope Estimator

YGWA-47 (bg)

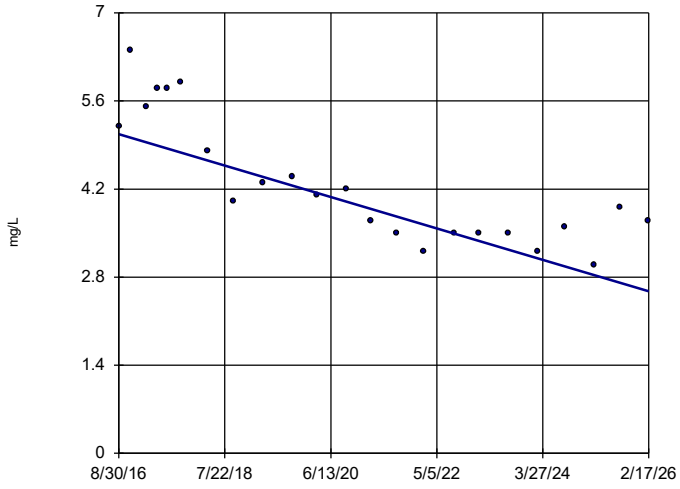

n = 23

Slope = -0.2635 units per year.

Mann-Kendall statistic = -160 critical = -98

Decreasing trend significant at 99% confidence level (α = 0.005 per tail).

Constituent: Chloride Analysis Run 5/6/2026 2:05 PM View: Appendix III Trend Tests

Plant Yates Client: Southern Company Data: Yates AP-2

Sanitas™ v.10.1.06 Software licensed to Groundwater Stats Consulting. UG

Sen's Slope Estimator

YGWC-26I

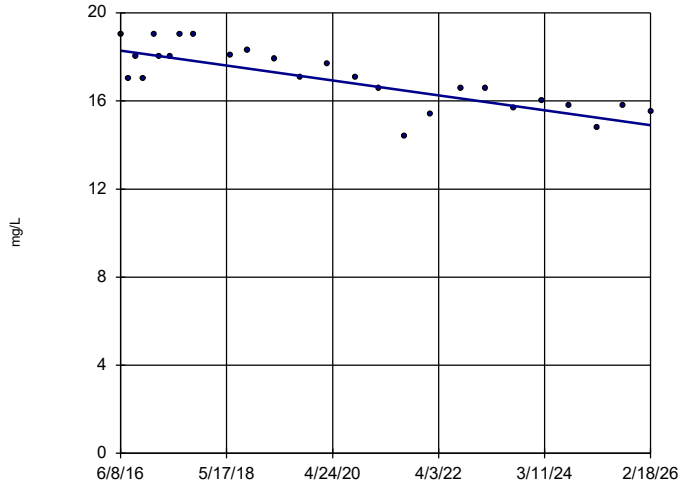

n = 26

Slope = -0.3484 units per year.

Mann-Kendall statistic = -192 critical = -118

Decreasing trend significant at 99% confidence level (α = 0.005 per tail).

Constituent: Chloride Analysis Run 5/6/2026 2:05 PM View: Appendix III Trend Tests

Plant Yates Client: Southern Company Data: Yates AP-2

Sanitas™ v.10.1.06 Software licensed to Groundwater Stats Consulting. UG

Sen's Slope Estimator

YGWC-26S

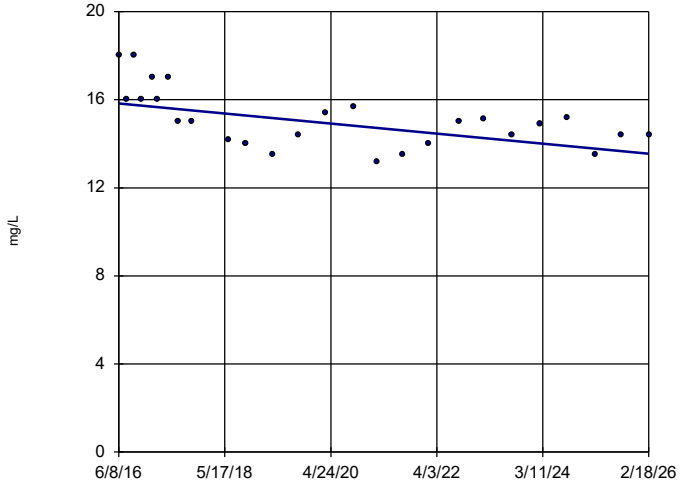

n = 26

Slope = -0.2361 units per year.

Mann-Kendall statistic = -137 critical = -118

Decreasing trend significant at 99% confidence level (α = 0.005 per tail).

Constituent: Chloride Analysis Run 5/6/2026 2:05 PM View: Appendix III Trend Tests

Plant Yates Client: Southern Company Data: Yates AP-2

Sanitas™ v.10.1.06 Software licensed to Groundwater Stats Consulting. UG

Sen's Slope Estimator

YGWC-27S

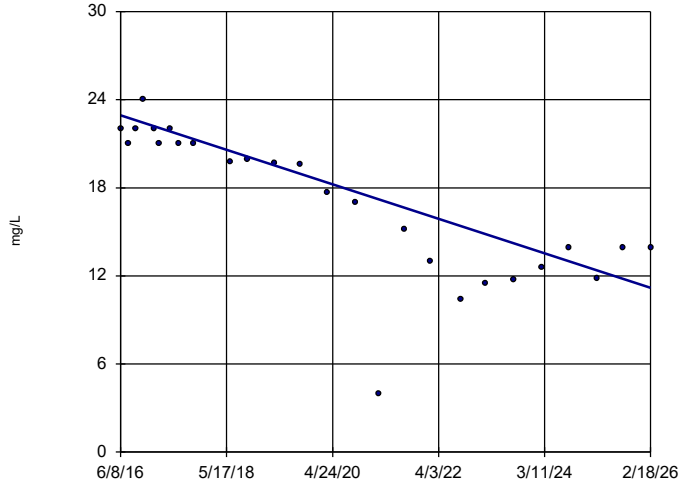

n = 26

Slope = -1.211 units per year.

Mann-Kendall statistic = -222 critical = -118

Decreasing trend significant at 99% confidence level (α = 0.005 per tail).

Constituent: Chloride Analysis Run 5/6/2026 2:05 PM View: Appendix III Trend Tests

Plant Yates Client: Southern Company Data: Yates AP-2

Sanitas™ v.10.1.06 Software licensed to Groundwater Stats Consulting. UG

Sen's Slope Estimator

YGWC-28S

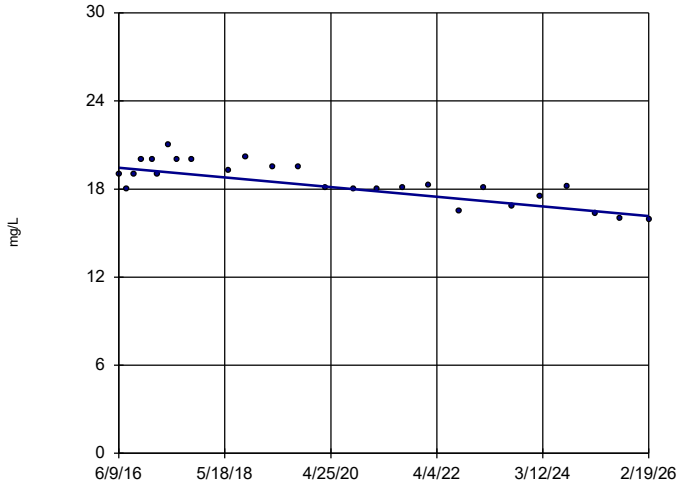

n = 26

Slope = -0.3395 units per year.

Mann-Kendall statistic = -169 critical = -118

Decreasing trend significant at 99% confidence level (α = 0.005 per tail).

Constituent: Chloride Analysis Run 5/6/2026 2:05 PM View: Appendix III Trend Tests

Plant Yates Client: Southern Company Data: Yates AP-2

FIGURE F.

Upper Tolerance Limits

Plant Yates Client: Southern Company Data: Yates AP-2 Printed 5/13/2026, 1:32 PM

Constituent	Well	Upper Lim.	Lower Lim.	Date	Observ.	Sig.	Bg N	%NDs	Transform	Alpha	Method
Antimony (mg/L)	n/a	0.0047	n/a	n/a	n/a	n/a	503	87.48	n/a	NaN	NP Inter(NDs)
Arsenic (mg/L)	n/a	0.0046	n/a	n/a	n/a	n/a	551	75.68	n/a	NaN	NP Inter(NDs)
Barium (mg/L)	n/a	0.21	n/a	n/a	n/a	n/a	551	1.996	n/a	NaN	NP Inter(normality)
Beryllium (mg/L)	n/a	0.0011	n/a	n/a	n/a	n/a	535	80.93	n/a	NaN	NP Inter(NDs)
Cadmium (mg/L)	n/a	0.00063	n/a	n/a	n/a	n/a	535	95.14	n/a	NaN	NP Inter(NDs)
Chromium (mg/L)	n/a	0.0093	n/a	n/a	n/a	n/a	503	79.32	n/a	NaN	NP Inter(NDs)
Cobalt (mg/L)	n/a	0.041	n/a	n/a	n/a	n/a	545	69.36	n/a	NaN	NP Inter(NDs)
Combined Radium 226 + 228 (pCi/L)	n/a	6.92	n/a	n/a	n/a	n/a	529	0	n/a	NaN	NP Inter(normality)
Fluoride (mg/L)	n/a	1.1	n/a	n/a	n/a	n/a	554	54.33	n/a	NaN	NP Inter(NDs)
Lead (mg/L)	n/a	0.0013	n/a	n/a	n/a	n/a	505	88.71	n/a	NaN	NP Inter(NDs)
Lithium (mg/L)	n/a	0.0284	n/a	n/a	n/a	n/a	529	26.28	n/a	NaN	NP Inter(normality)
Mercury (mg/L)	n/a	0.00064	n/a	n/a	n/a	n/a	459	87.36	n/a	NaN	NP Inter(NDs)
Molybdenum (mg/L)	n/a	0.03	n/a	n/a	n/a	n/a	493	61.87	n/a	NaN	NP Inter(NDs)
Selenium (mg/L)	n/a	0.005	n/a	n/a	n/a	n/a	533	92.5	n/a	NaN	NP Inter(NDs)
Thallium (mg/L)	n/a	0.00053	n/a	n/a	n/a	n/a	467	97.43	n/a	NaN	NP Inter(NDs)

Sanitas™ v.10.1.06 Software licensed to Groundwater Stats Consulting. UG
Hollow symbols indicate censored values.

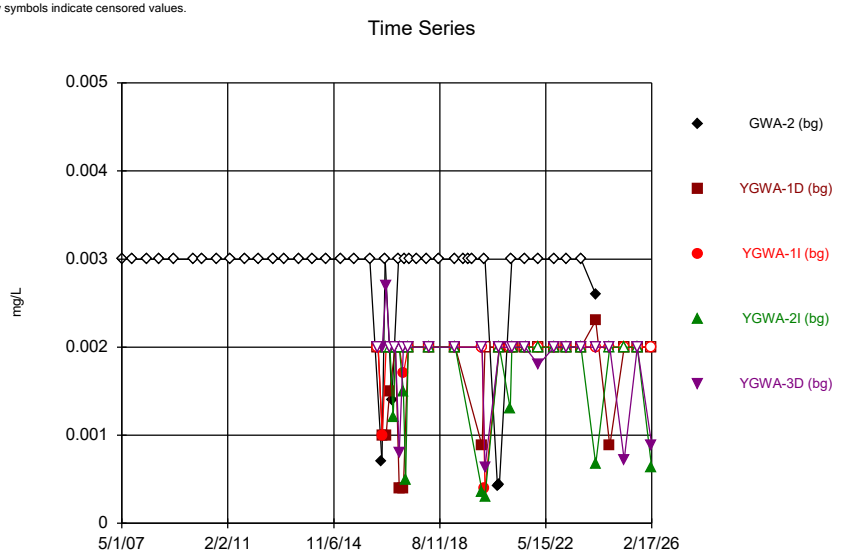

Constituent: Antimony Analysis Run 5/13/2026 1:30 PM View: Upper Tolerance Limits
Plant Yates Client: Southern Company Data: Yates AP-2

Sanitas™ v.10.1.06 Software licensed to Groundwater Stats Consulting. UG
Hollow symbols indicate censored values.

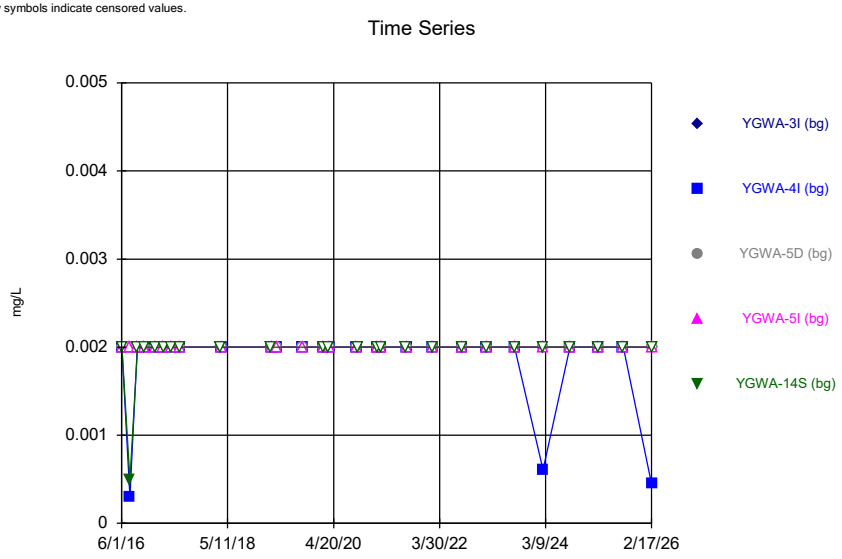

Constituent: Antimony Analysis Run 5/13/2026 1:30 PM View: Upper Tolerance Limits
Plant Yates Client: Southern Company Data: Yates AP-2

Sanitas™ v.10.1.06 Software licensed to Groundwater Stats Consulting. UG
Hollow symbols indicate censored values.

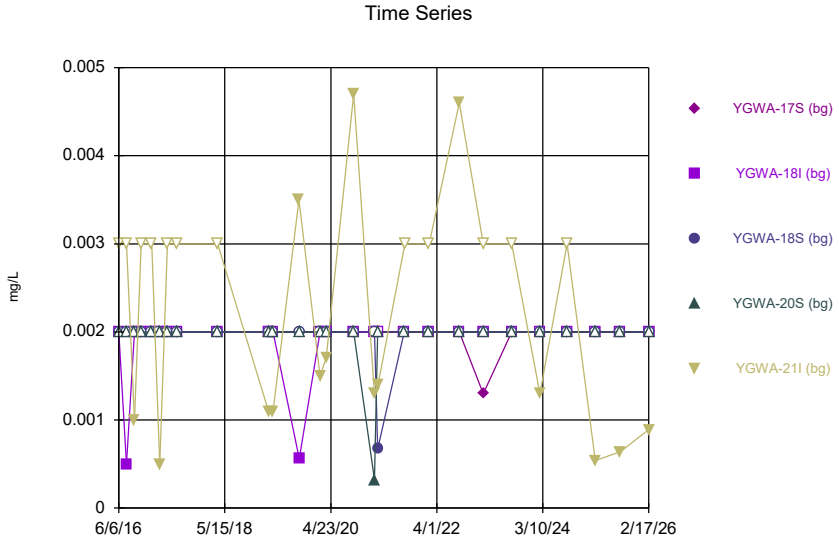

Constituent: Antimony Analysis Run 5/13/2026 1:30 PM View: Upper Tolerance Limits
Plant Yates Client: Southern Company Data: Yates AP-2

Sanitas™ v.10.1.06 Software licensed to Groundwater Stats Consulting. UG
Hollow symbols indicate censored values.

Constituent: Antimony Analysis Run 5/13/2026 1:30 PM View: Upper Tolerance Limits
Plant Yates Client: Southern Company Data: Yates AP-2

Sanitas™ v.10.1.06 Software licensed to Groundwater Stats Consulting. UG
Hollow symbols indicate censored values.

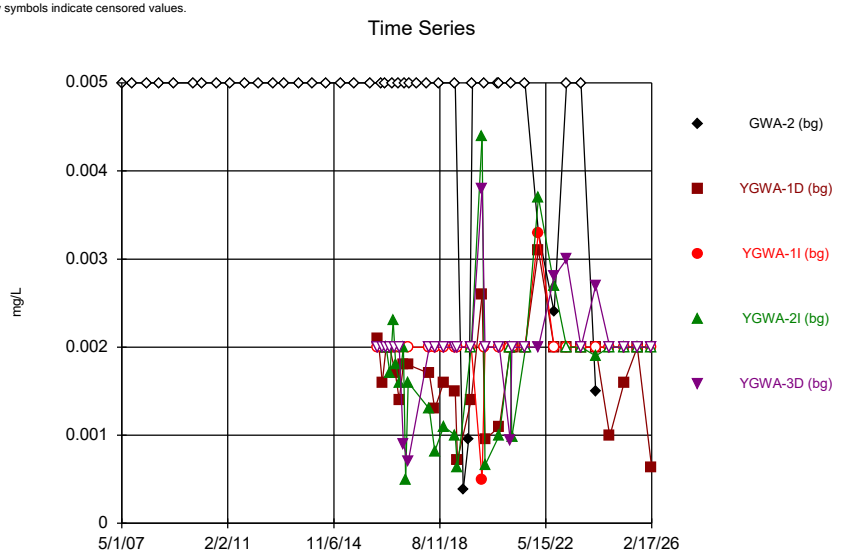

Constituent: Arsenic Analysis Run 5/13/2026 1:30 PM View: Upper Tolerance Limits
Plant Yates Client: Southern Company Data: Yates AP-2

Sanitas™ v.10.1.06 Software licensed to Groundwater Stats Consulting. UG
Hollow symbols indicate censored values.

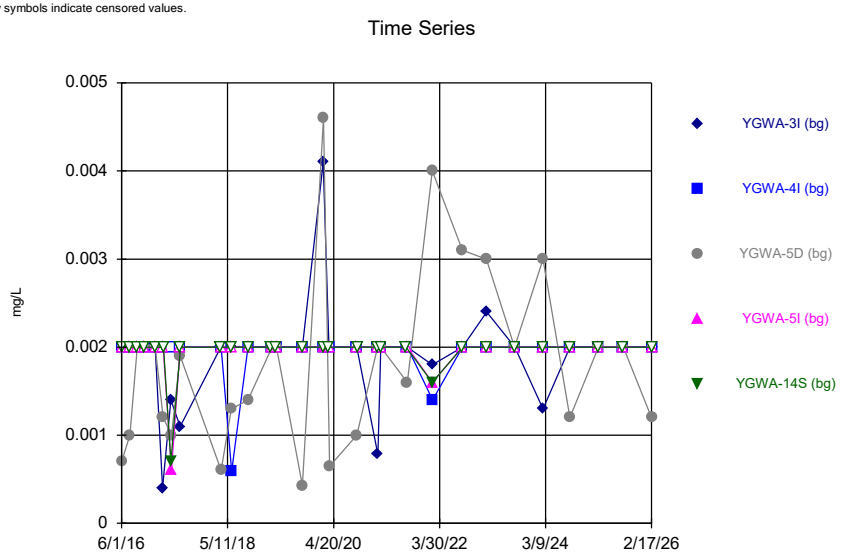

Constituent: Arsenic Analysis Run 5/13/2026 1:30 PM View: Upper Tolerance Limits
Plant Yates Client: Southern Company Data: Yates AP-2

Sanitas™ v.10.1.06 Software licensed to Groundwater Stats Consulting. UG
Hollow symbols indicate censored values.

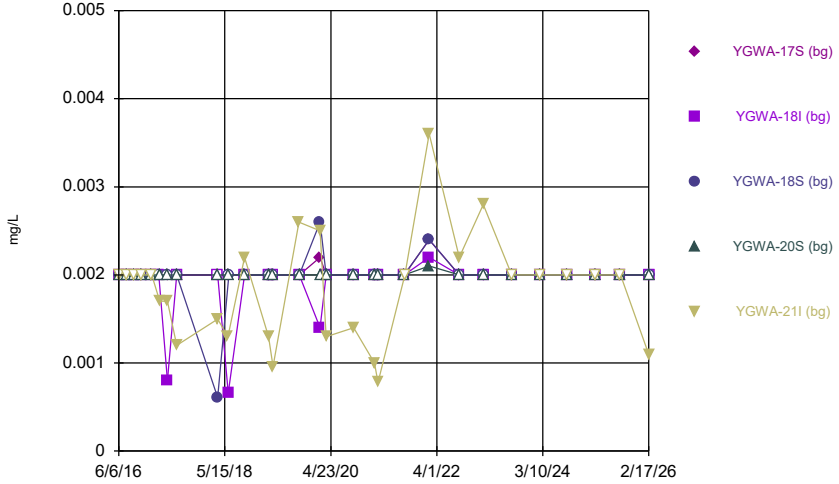

Constituent: Arsenic Analysis Run 5/13/2026 1:30 PM View: Upper Tolerance Limits
Plant Yates Client: Southern Company Data: Yates AP-2

Sanitas™ v.10.1.06 Software licensed to Groundwater Stats Consulting. UG
Hollow symbols indicate censored values.

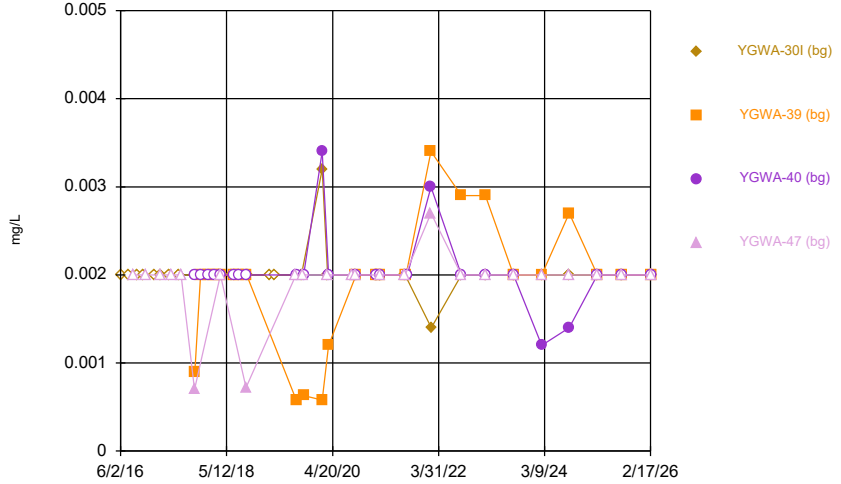

Constituent: Arsenic Analysis Run 5/13/2026 1:30 PM View: Upper Tolerance Limits
Plant Yates Client: Southern Company Data: Yates AP-2

Sanitas™ v.10.1.06 Software licensed to Groundwater Stats Consulting. UG
Hollow symbols indicate censored values.

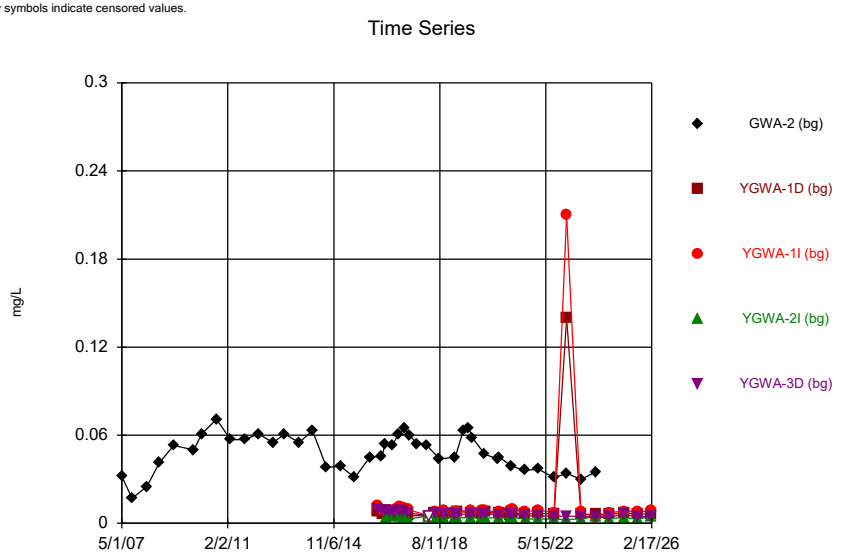

Constituent: Barium Analysis Run 5/13/2026 1:30 PM View: Upper Tolerance Limits
Plant Yates Client: Southern Company Data: Yates AP-2

Sanitas™ v.10.1.06 Software licensed to Groundwater Stats Consulting. UG
Hollow symbols indicate censored values.

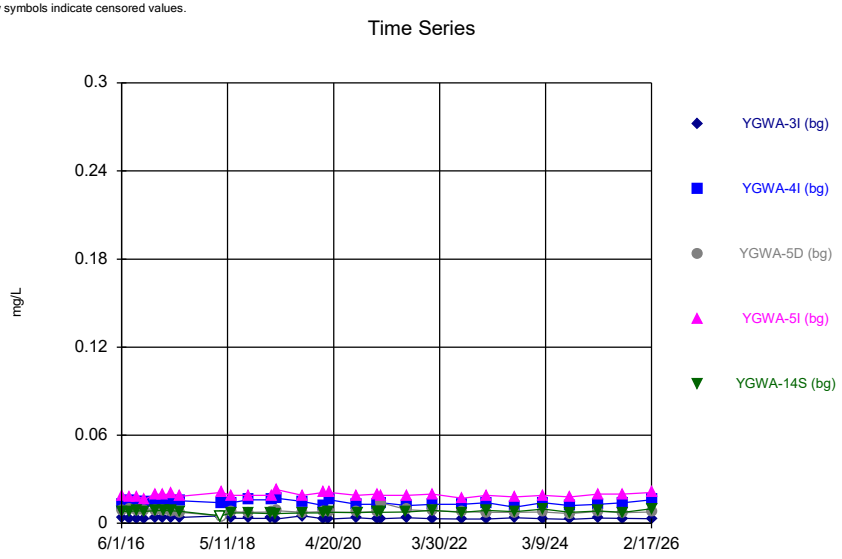

Constituent: Barium Analysis Run 5/13/2026 1:30 PM View: Upper Tolerance Limits
Plant Yates Client: Southern Company Data: Yates AP-2

Sanitas™ v.10.1.06 Software licensed to Groundwater Stats Consulting. UG
Hollow symbols indicate censored values.

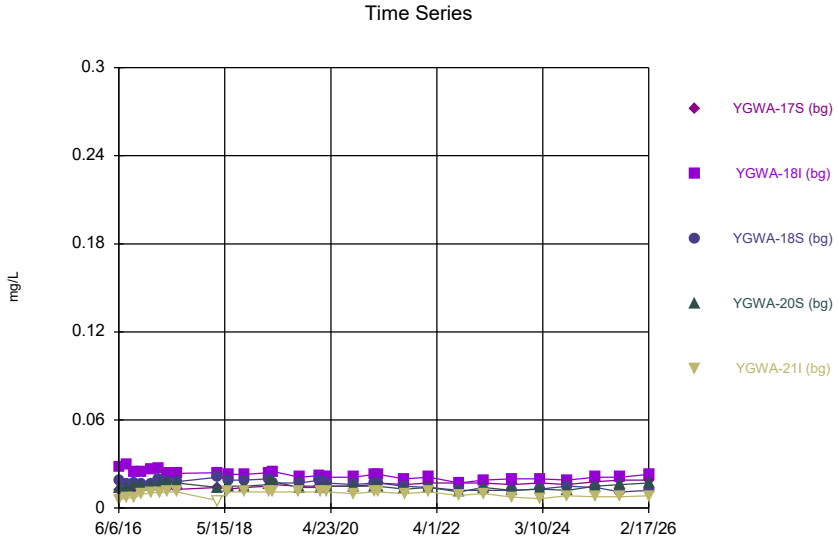

Constituent: Barium Analysis Run 5/13/2026 1:30 PM View: Upper Tolerance Limits
Plant Yates Client: Southern Company Data: Yates AP-2

Sanitas™ v.10.1.06 Software licensed to Groundwater Stats Consulting. UG
Hollow symbols indicate censored values.

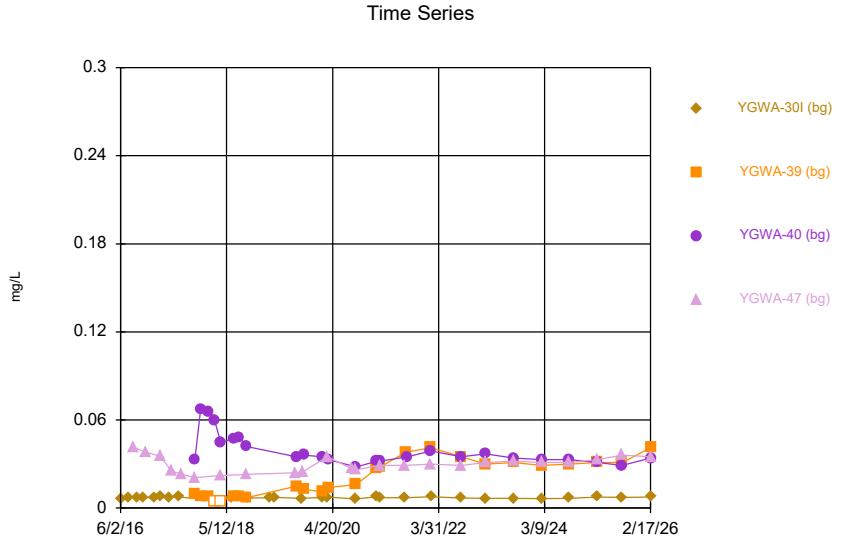

Constituent: Barium Analysis Run 5/13/2026 1:30 PM View: Upper Tolerance Limits
Plant Yates Client: Southern Company Data: Yates AP-2

Sanitas™ v.10.1.06 Software licensed to Groundwater Stats Consulting. UG
Hollow symbols indicate censored values.

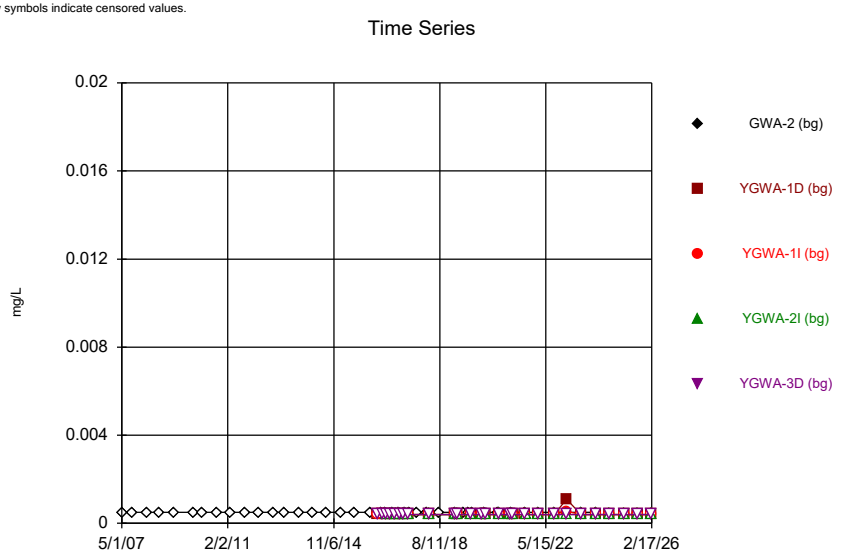

Constituent: Beryllium Analysis Run 5/13/2026 1:30 PM View: Upper Tolerance Limits
Plant Yates Client: Southern Company Data: Yates AP-2

Sanitas™ v.10.1.06 Software licensed to Groundwater Stats Consulting. UG
Hollow symbols indicate censored values.

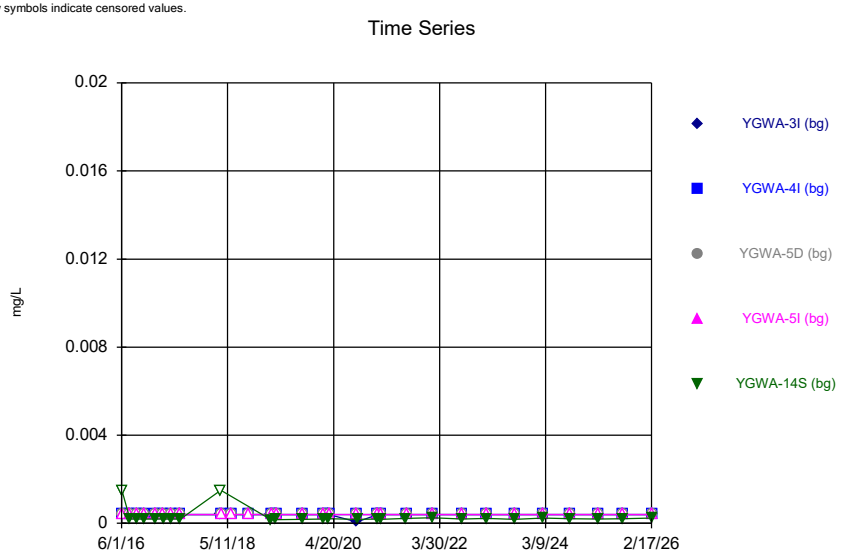

Constituent: Beryllium Analysis Run 5/13/2026 1:30 PM View: Upper Tolerance Limits
Plant Yates Client: Southern Company Data: Yates AP-2

Sanitas™ v.10.1.06 Software licensed to Groundwater Stats Consulting. UG
Hollow symbols indicate censored values.

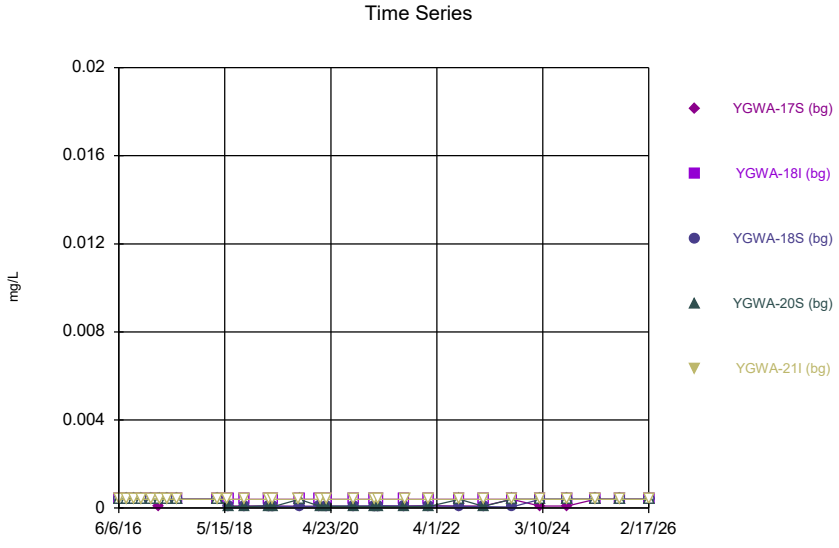

Constituent: Beryllium Analysis Run 5/13/2026 1:30 PM View: Upper Tolerance Limits
Plant Yates Client: Southern Company Data: Yates AP-2

Sanitas™ v.10.1.06 Software licensed to Groundwater Stats Consulting. UG
Hollow symbols indicate censored values.

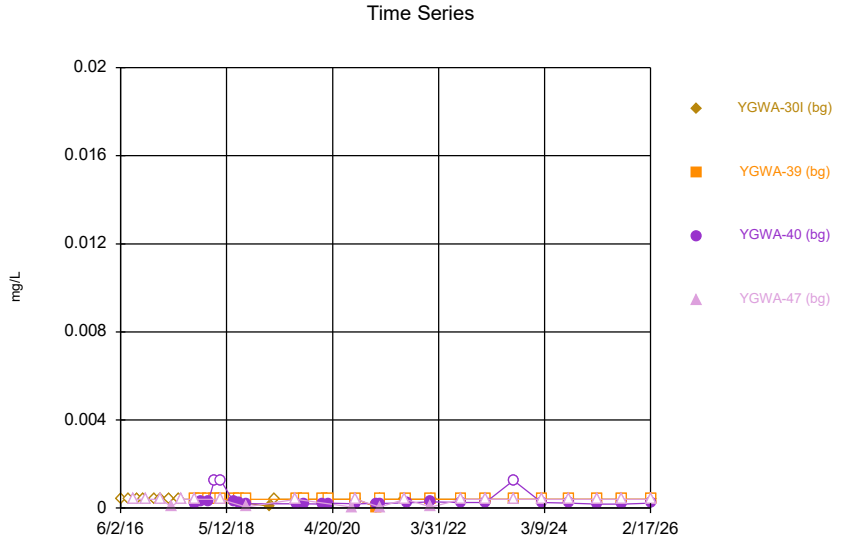

Constituent: Beryllium Analysis Run 5/13/2026 1:30 PM View: Upper Tolerance Limits
Plant Yates Client: Southern Company Data: Yates AP-2

Sanitas™ v.10.1.06 Software licensed to Groundwater Stats Consulting. UG
Hollow symbols indicate censored values.

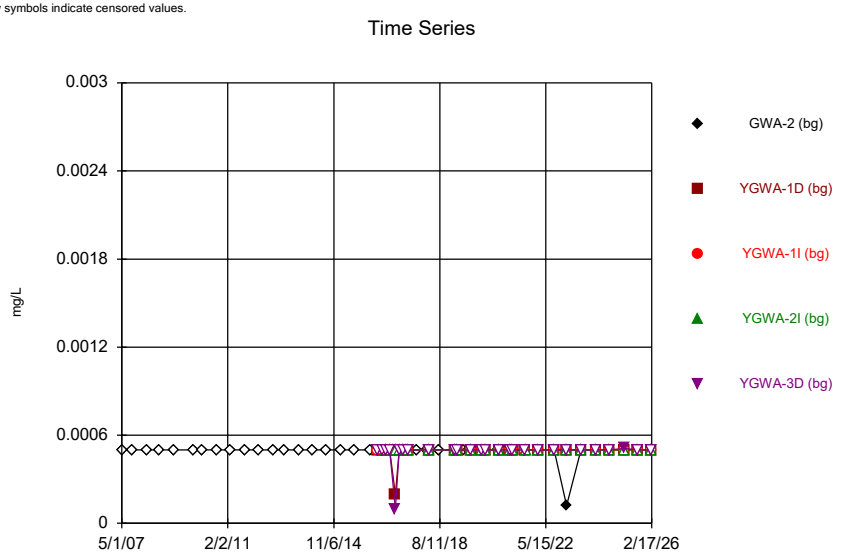

Constituent: Cadmium Analysis Run 5/13/2026 1:30 PM View: Upper Tolerance Limits
Plant Yates Client: Southern Company Data: Yates AP-2

Sanitas™ v.10.1.06 Software licensed to Groundwater Stats Consulting. UG
Hollow symbols indicate censored values.

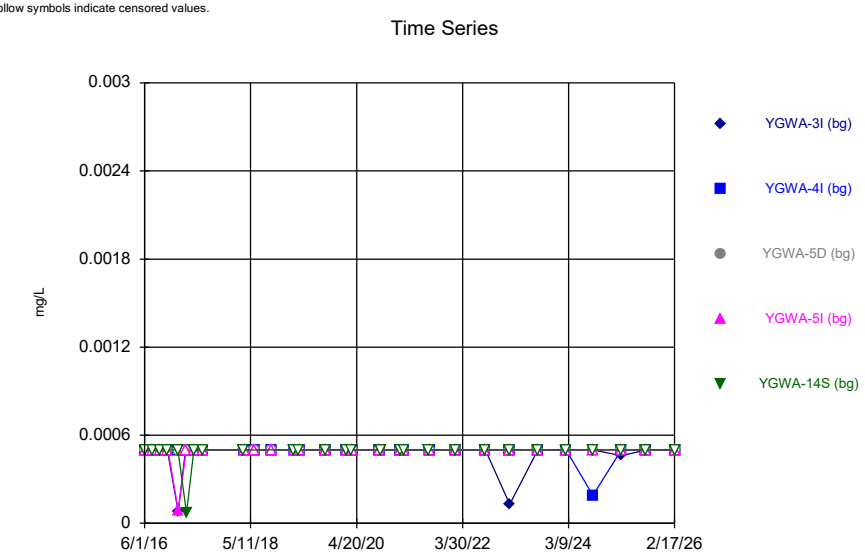

Constituent: Cadmium Analysis Run 5/13/2026 1:30 PM View: Upper Tolerance Limits
Plant Yates Client: Southern Company Data: Yates AP-2

Sanitas™ v.10.1.06 Software licensed to Groundwater Stats Consulting. UG
Hollow symbols indicate censored values.

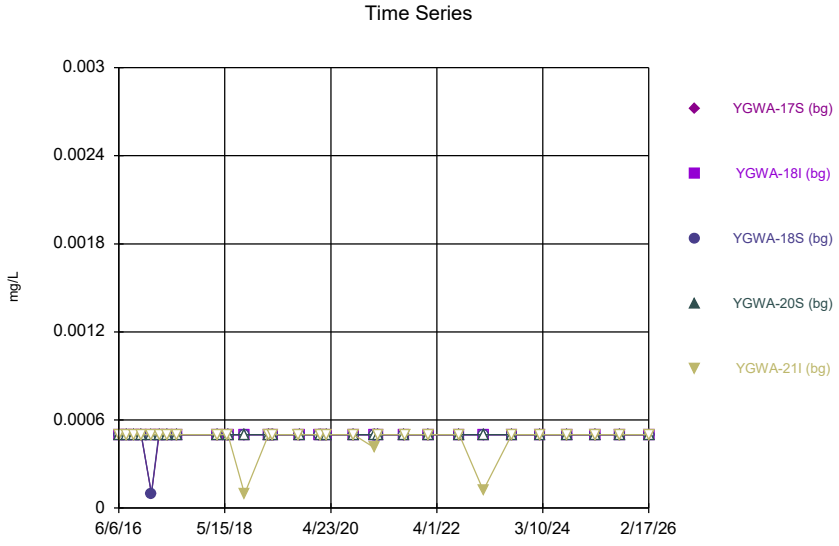

Constituent: Cadmium Analysis Run 5/13/2026 1:30 PM View: Upper Tolerance Limits
Plant Yates Client: Southern Company Data: Yates AP-2

Sanitas™ v.10.1.06 Software licensed to Groundwater Stats Consulting. UG
Hollow symbols indicate censored values.

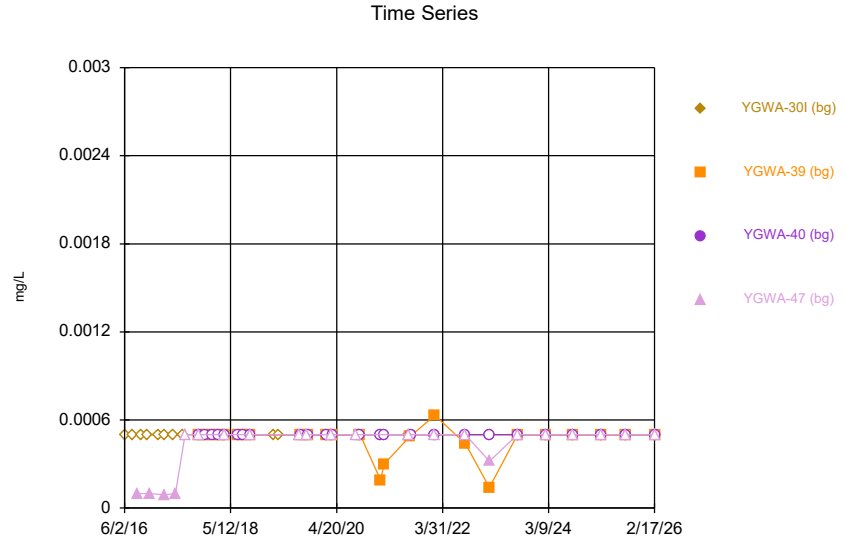

Constituent: Cadmium Analysis Run 5/13/2026 1:30 PM View: Upper Tolerance Limits
Plant Yates Client: Southern Company Data: Yates AP-2

Sanitas™ v.10.1.06 Software licensed to Groundwater Stats Consulting. UG
Hollow symbols indicate censored values.

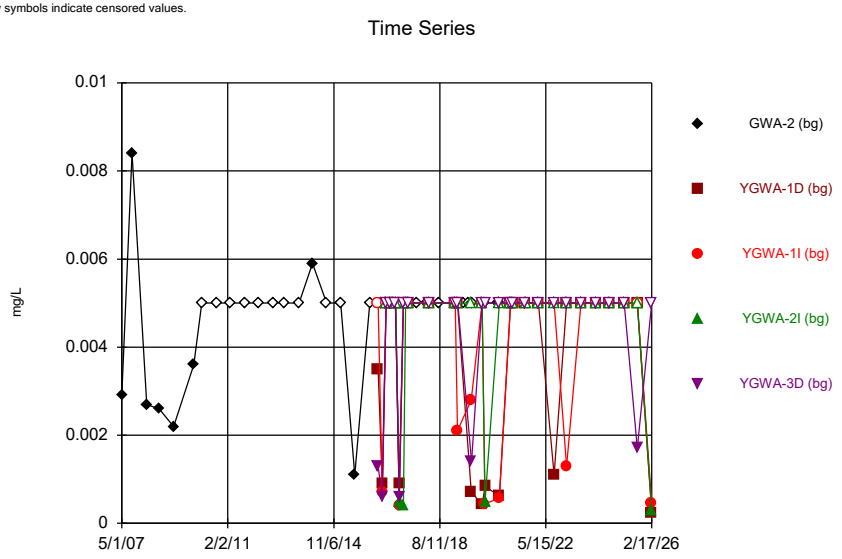

Constituent: Chromium Analysis Run 5/13/2026 1:30 PM View: Upper Tolerance Limits
Plant Yates Client: Southern Company Data: Yates AP-2

Sanitas™ v.10.1.06 Software licensed to Groundwater Stats Consulting. UG
Hollow symbols indicate censored values.

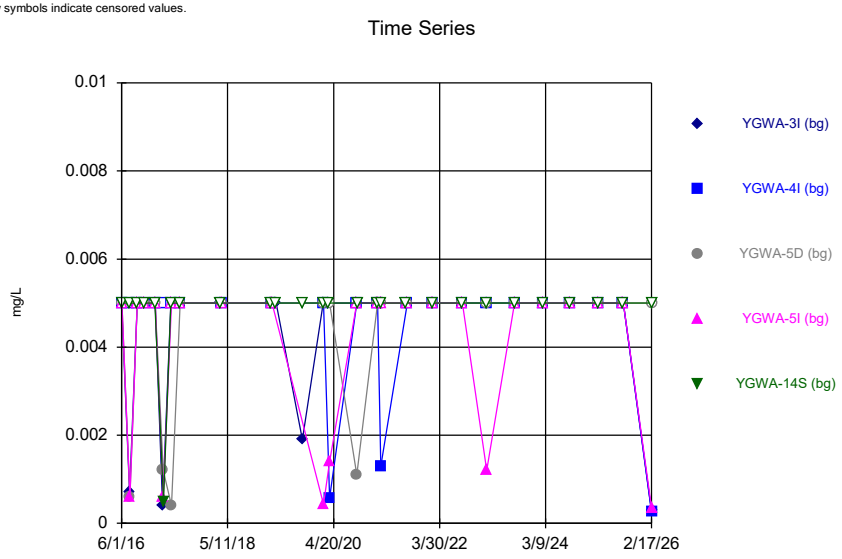

Constituent: Chromium Analysis Run 5/13/2026 1:30 PM View: Upper Tolerance Limits
Plant Yates Client: Southern Company Data: Yates AP-2

Sanitas™ v.10.1.06 Software licensed to Groundwater Stats Consulting. UG
Hollow symbols indicate censored values.

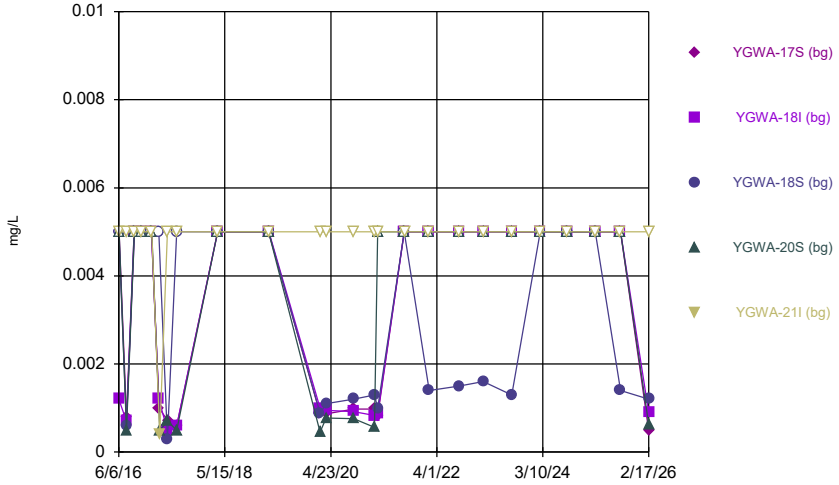

Constituent: Chromium Analysis Run 5/13/2026 1:30 PM View: Upper Tolerance Limits
Plant Yates Client: Southern Company Data: Yates AP-2

Sanitas™ v.10.1.06 Software licensed to Groundwater Stats Consulting. UG
Hollow symbols indicate censored values.

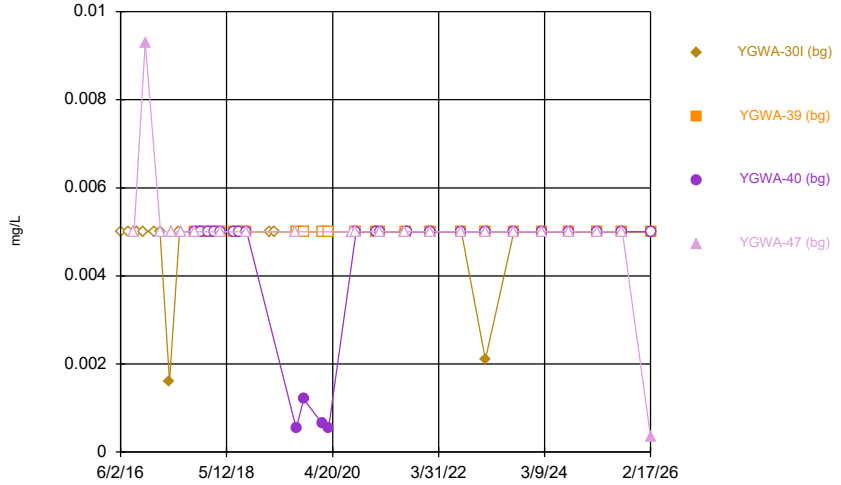

Constituent: Chromium Analysis Run 5/13/2026 1:30 PM View: Upper Tolerance Limits
Plant Yates Client: Southern Company Data: Yates AP-2

Sanitas™ v.10.1.06 Software licensed to Groundwater Stats Consulting. UG
Hollow symbols indicate censored values.

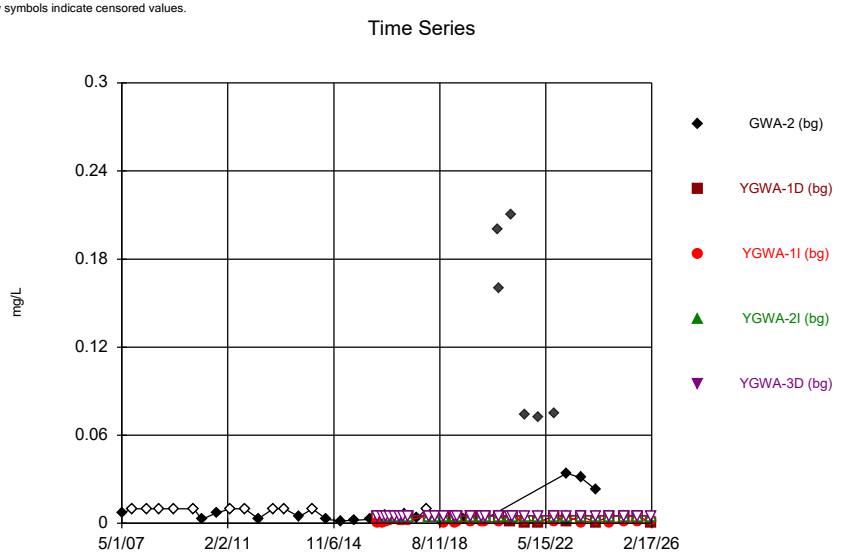

Constituent: Cobalt Analysis Run 5/13/2026 1:30 PM View: Upper Tolerance Limits
Plant Yates Client: Southern Company Data: Yates AP-2

Sanitas™ v.10.1.06 Software licensed to Groundwater Stats Consulting. UG
Hollow symbols indicate censored values.

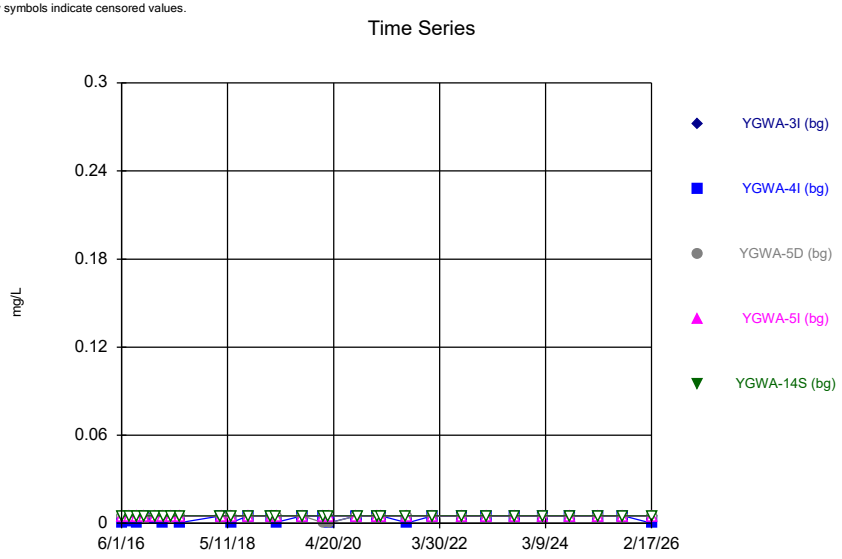

Constituent: Cobalt Analysis Run 5/13/2026 1:30 PM View: Upper Tolerance Limits
Plant Yates Client: Southern Company Data: Yates AP-2

Sanitas™ v.10.1.06 Software licensed to Groundwater Stats Consulting. UG
Hollow symbols indicate censored values.

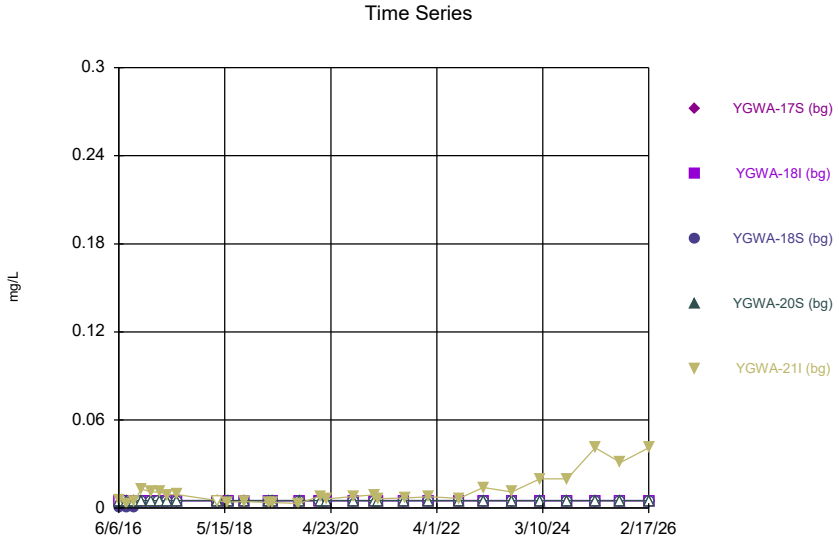

Constituent: Cobalt Analysis Run 5/13/2026 1:30 PM View: Upper Tolerance Limits
Plant Yates Client: Southern Company Data: Yates AP-2

Sanitas™ v.10.1.06 Software licensed to Groundwater Stats Consulting. UG
Hollow symbols indicate censored values.

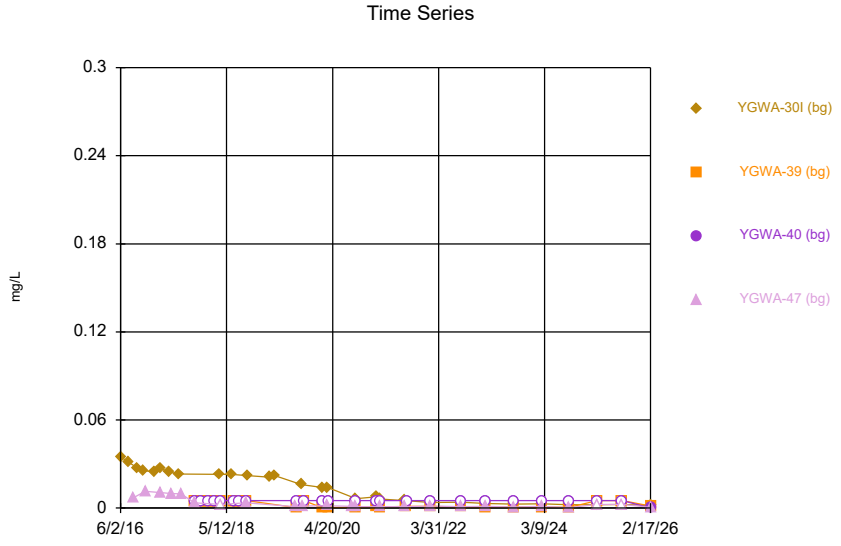

Constituent: Cobalt Analysis Run 5/13/2026 1:30 PM View: Upper Tolerance Limits
Plant Yates Client: Southern Company Data: Yates AP-2

Sanitas™ v.10.1.06 Software licensed to Groundwater Stats Consulting. UG

Time Series

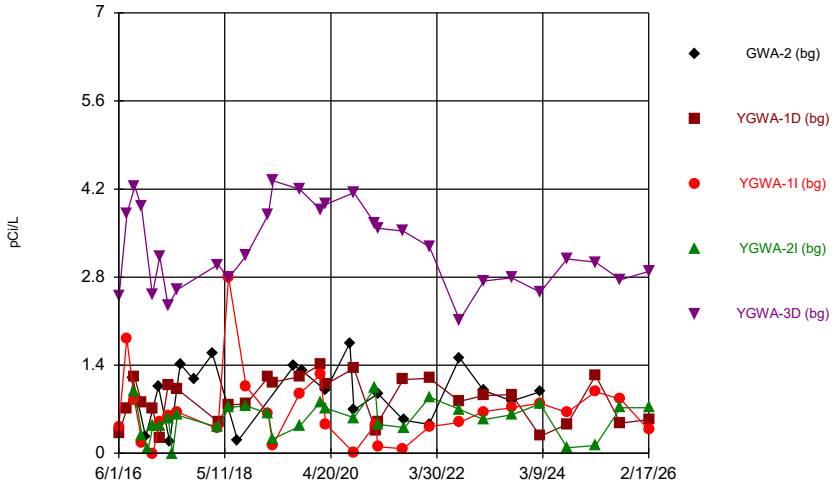

Constituent: Combined Radium 226 + 228 Analysis Run 5/13/2026 1:30 PM View: Upper Tolerance Limits

Plant Yates Client: Southern Company Data: Yates AP-2

Sanitas™ v.10.1.06 Software licensed to Groundwater Stats Consulting. UG

Time Series

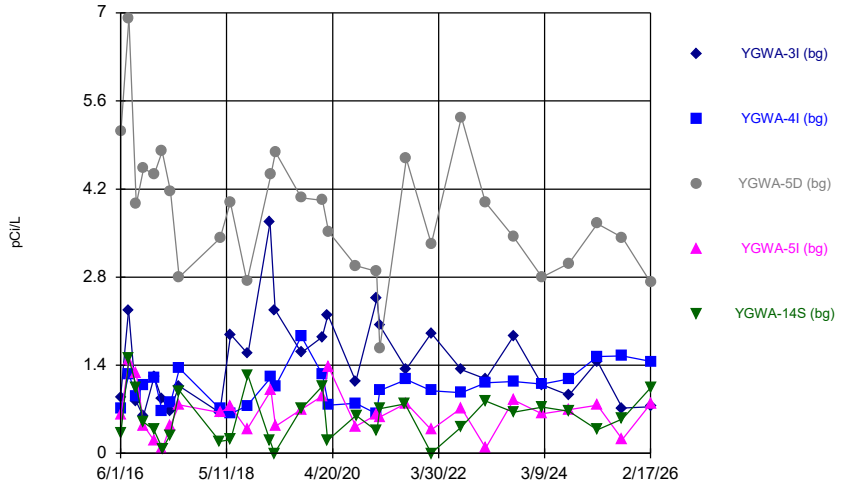

Constituent: Combined Radium 226 + 228 Analysis Run 5/13/2026 1:30 PM View: Upper Tolerance Limits

Plant Yates Client: Southern Company Data: Yates AP-2

Sanitas™ v.10.1.06 Software licensed to Groundwater Stats Consulting. UG

Time Series

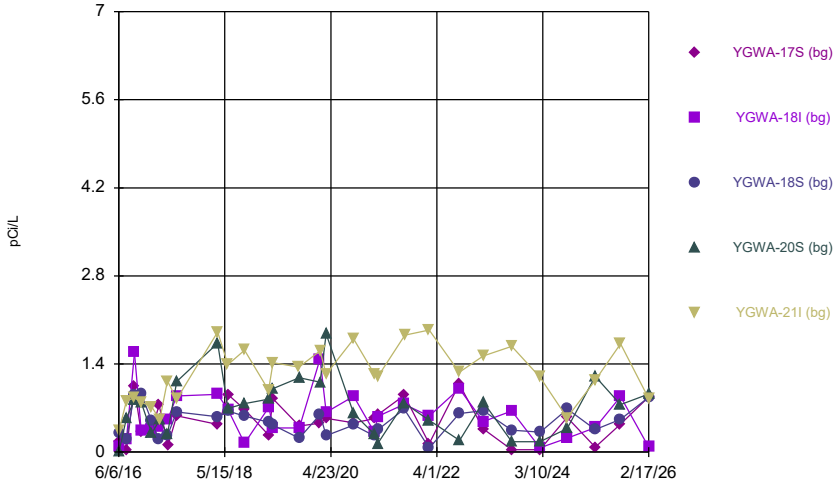

Constituent: Combined Radium 226 + 228 Analysis Run 5/13/2026 1:30 PM View: Upper Tolerance Limits

Plant Yates Client: Southern Company Data: Yates AP-2

Sanitas™ v.10.1.06 Software licensed to Groundwater Stats Consulting. UG

Time Series

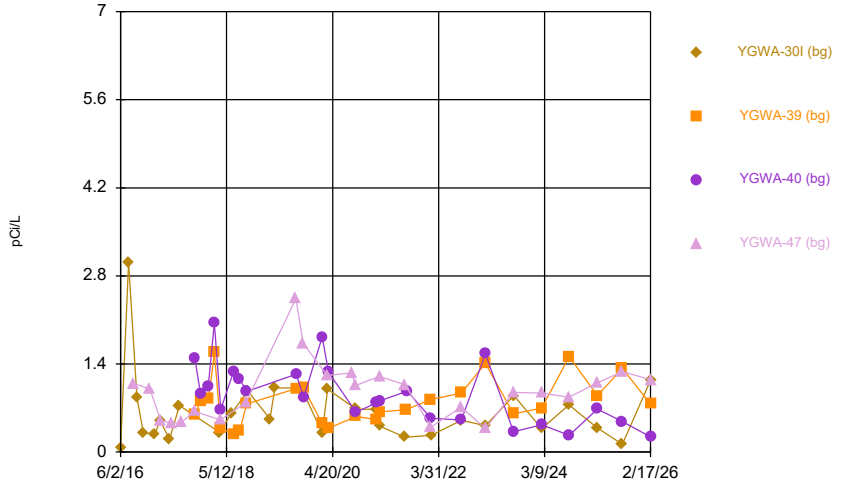

Constituent: Combined Radium 226 + 228 Analysis Run 5/13/2026 1:30 PM View: Upper Tolerance Limits

Plant Yates Client: Southern Company Data: Yates AP-2

Sanitas™ v.10.1.06 Software licensed to Groundwater Stats Consulting. UG
Hollow symbols indicate censored values.

Time Series

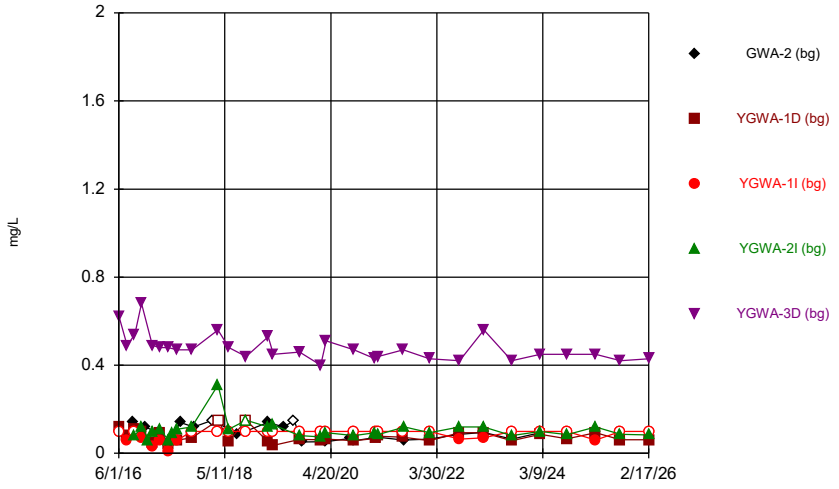

Constituent: Fluoride Analysis Run 5/13/2026 1:30 PM View: Upper Tolerance Limits
Plant Yates Client: Southern Company Data: Yates AP-2

Sanitas™ v.10.1.06 Software licensed to Groundwater Stats Consulting. UG
Hollow symbols indicate censored values.

Time Series

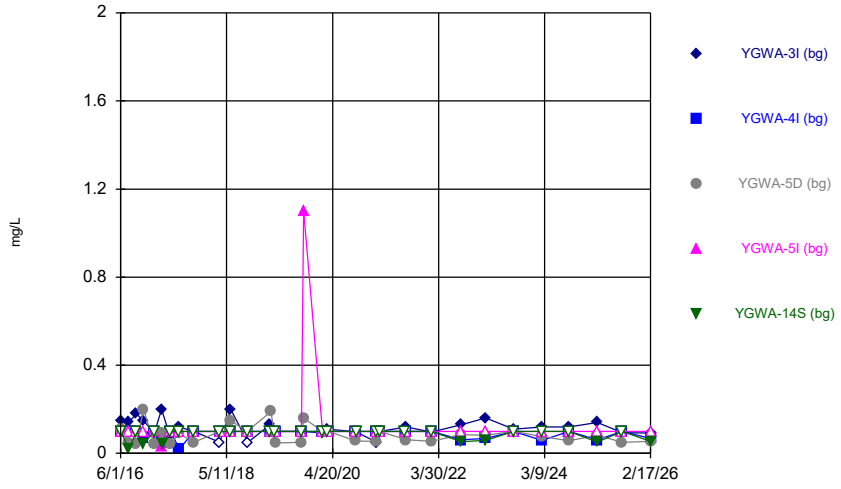

Constituent: Fluoride Analysis Run 5/13/2026 1:30 PM View: Upper Tolerance Limits
Plant Yates Client: Southern Company Data: Yates AP-2

Sanitas™ v.10.1.06 Software licensed to Groundwater Stats Consulting. UG
Hollow symbols indicate censored values.

Time Series

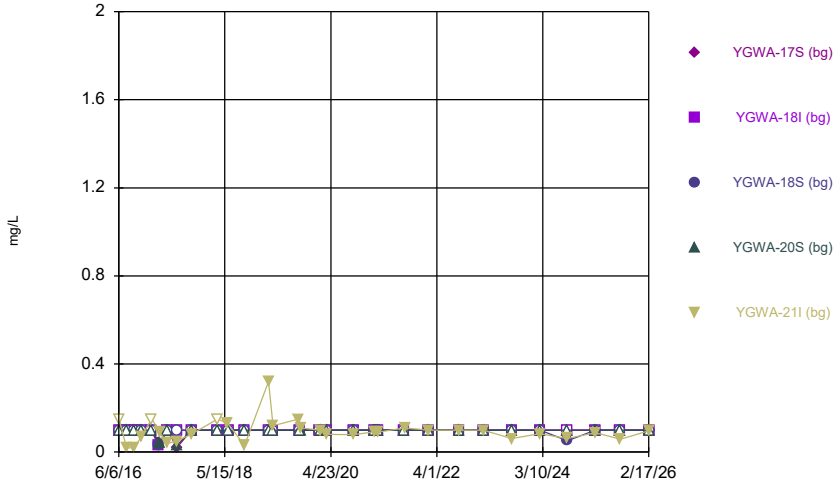

Constituent: Fluoride Analysis Run 5/13/2026 1:30 PM View: Upper Tolerance Limits
Plant Yates Client: Southern Company Data: Yates AP-2

Sanitas™ v.10.1.06 Software licensed to Groundwater Stats Consulting. UG
Hollow symbols indicate censored values.

Time Series

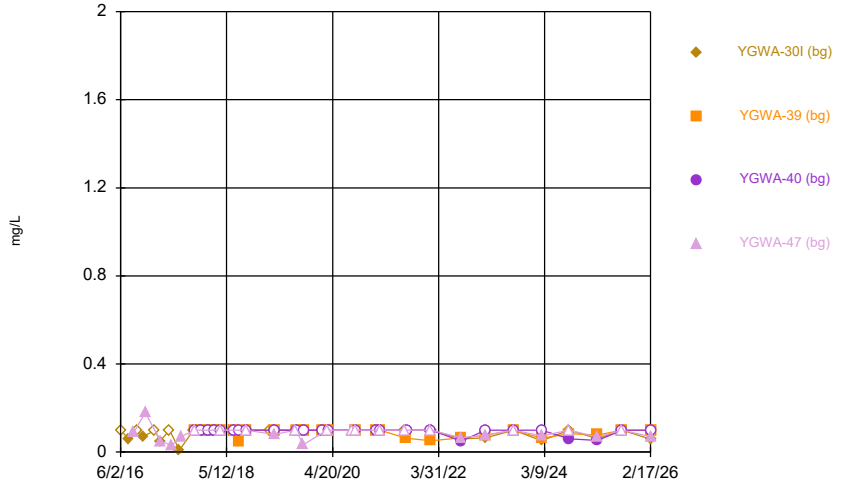

Constituent: Fluoride Analysis Run 5/13/2026 1:30 PM View: Upper Tolerance Limits
Plant Yates Client: Southern Company Data: Yates AP-2

Sanitas™ v.10.1.06 Software licensed to Groundwater Stats Consulting. UG
Hollow symbols indicate censored values.

Time Series

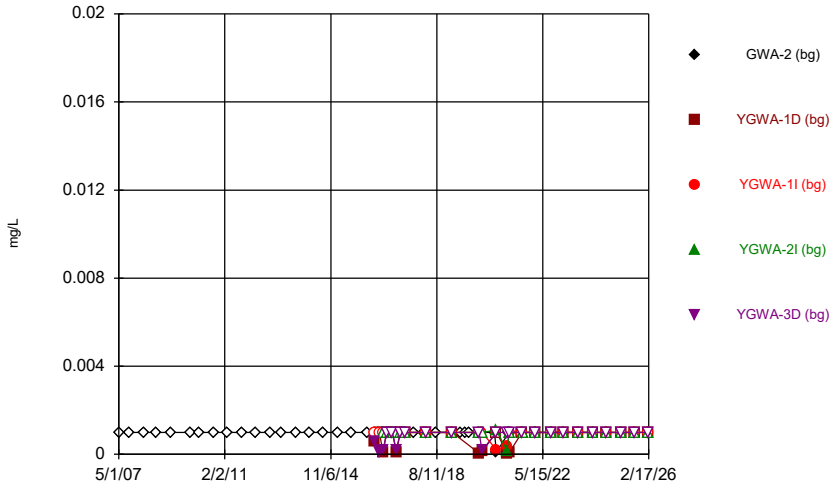

Constituent: Lead Analysis Run 5/13/2026 1:30 PM View: Upper Tolerance Limits
Plant Yates Client: Southern Company Data: Yates AP-2

Sanitas™ v.10.1.06 Software licensed to Groundwater Stats Consulting. UG
Hollow symbols indicate censored values.

Time Series

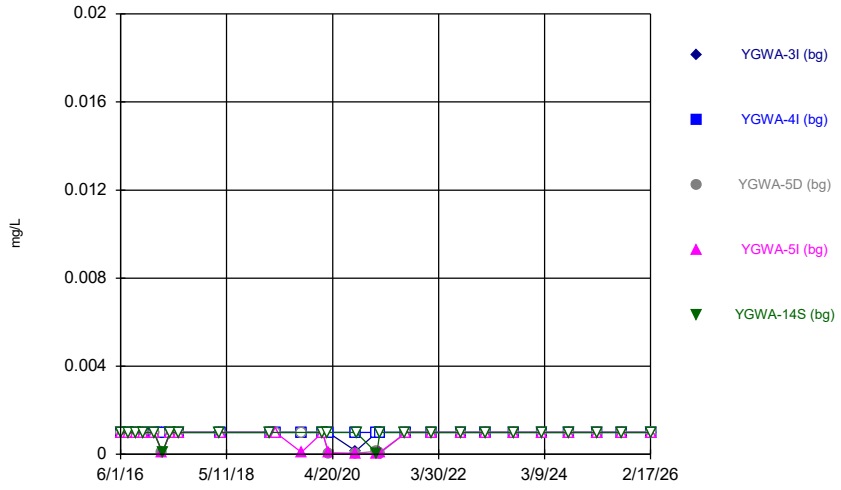

Constituent: Lead Analysis Run 5/13/2026 1:30 PM View: Upper Tolerance Limits
Plant Yates Client: Southern Company Data: Yates AP-2

Sanitas™ v.10.1.06 Software licensed to Groundwater Stats Consulting. UG
Hollow symbols indicate censored values.

Time Series

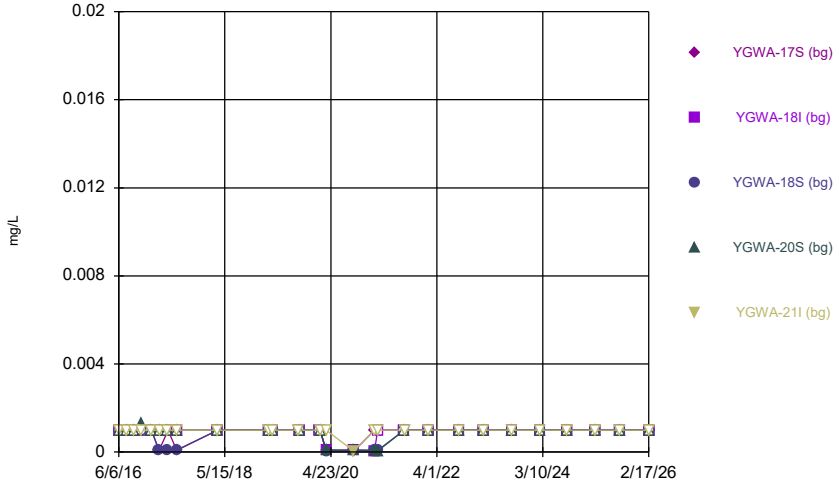

Constituent: Lead Analysis Run 5/13/2026 1:30 PM View: Upper Tolerance Limits
Plant Yates Client: Southern Company Data: Yates AP-2

Sanitas™ v.10.1.06 Software licensed to Groundwater Stats Consulting. UG
Hollow symbols indicate censored values.

Time Series

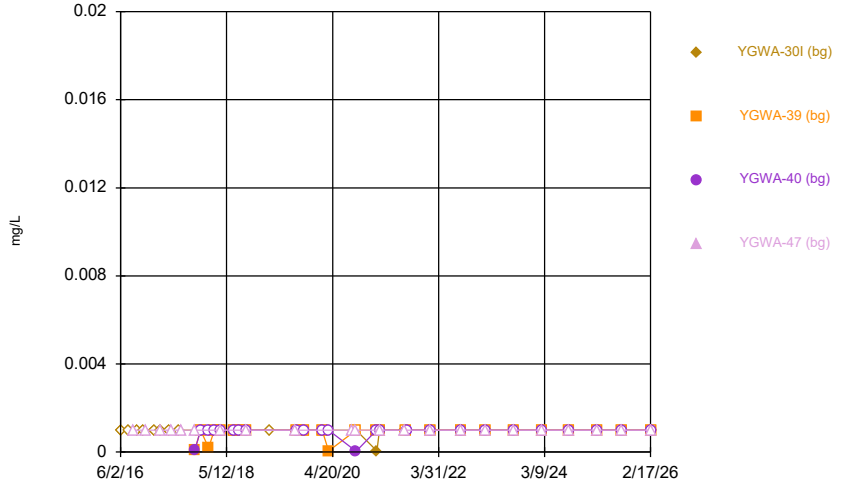

Constituent: Lead Analysis Run 5/13/2026 1:30 PM View: Upper Tolerance Limits
Plant Yates Client: Southern Company Data: Yates AP-2

Sanitas™ v.10.1.06 Software licensed to Groundwater Stats Consulting. UG
Hollow symbols indicate censored values.

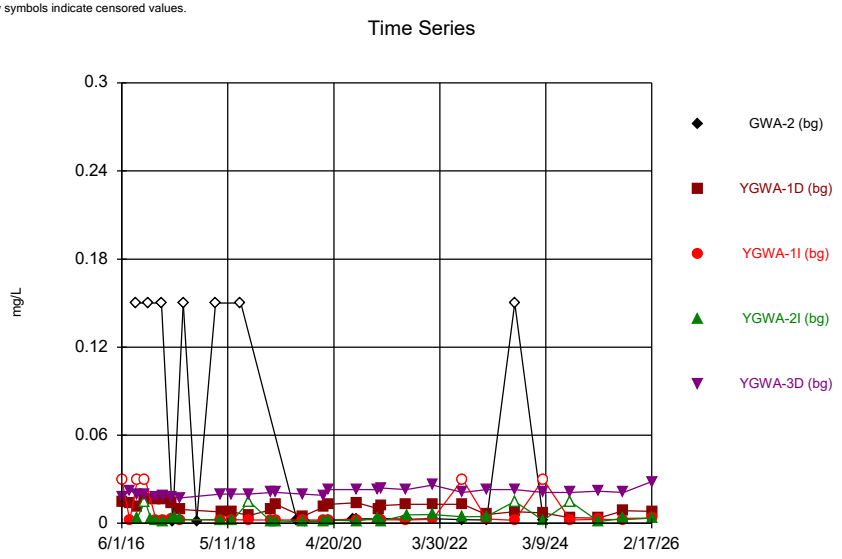

Constituent: Lithium Analysis Run 5/13/2026 1:30 PM View: Upper Tolerance Limits
Plant Yates Client: Southern Company Data: Yates AP-2

Sanitas™ v.10.1.06 Software licensed to Groundwater Stats Consulting. UG
Hollow symbols indicate censored values.

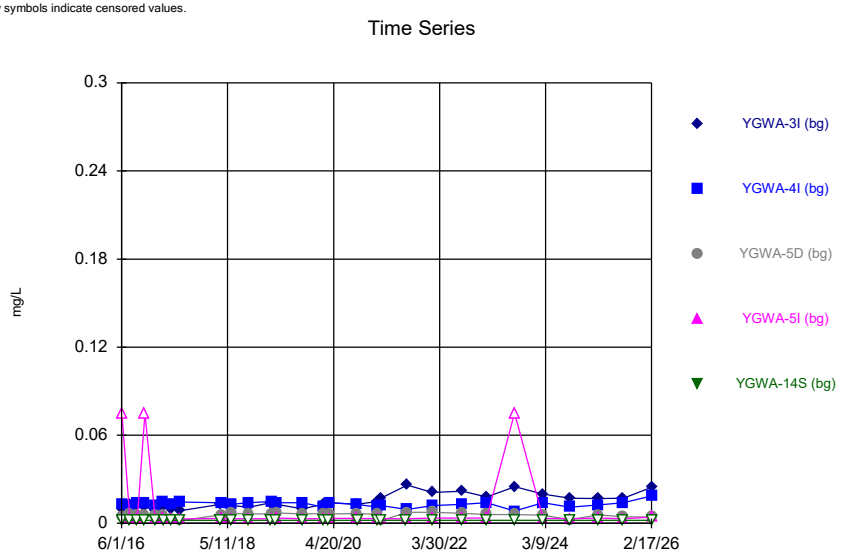

Constituent: Lithium Analysis Run 5/13/2026 1:30 PM View: Upper Tolerance Limits
Plant Yates Client: Southern Company Data: Yates AP-2

Sanitas™ v.10.1.06 Software licensed to Groundwater Stats Consulting. UG
Hollow symbols indicate censored values.

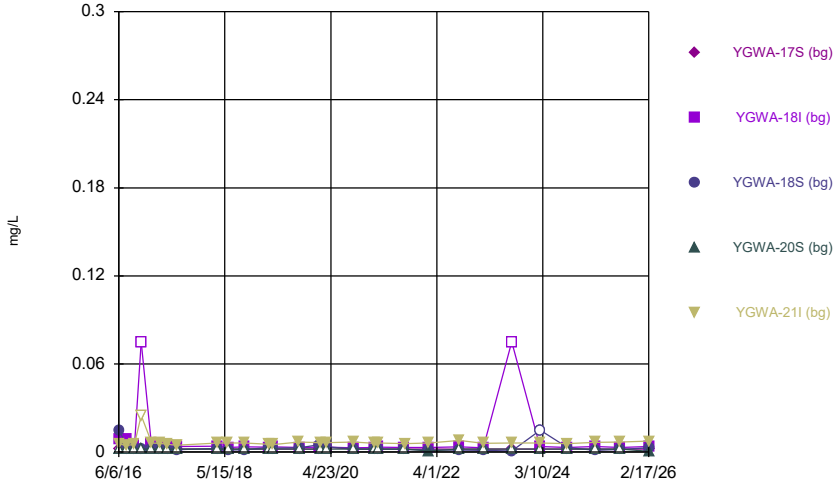

Constituent: Lithium Analysis Run 5/13/2026 1:30 PM View: Upper Tolerance Limits
Plant Yates Client: Southern Company Data: Yates AP-2

Sanitas™ v.10.1.06 Software licensed to Groundwater Stats Consulting. UG
Hollow symbols indicate censored values.

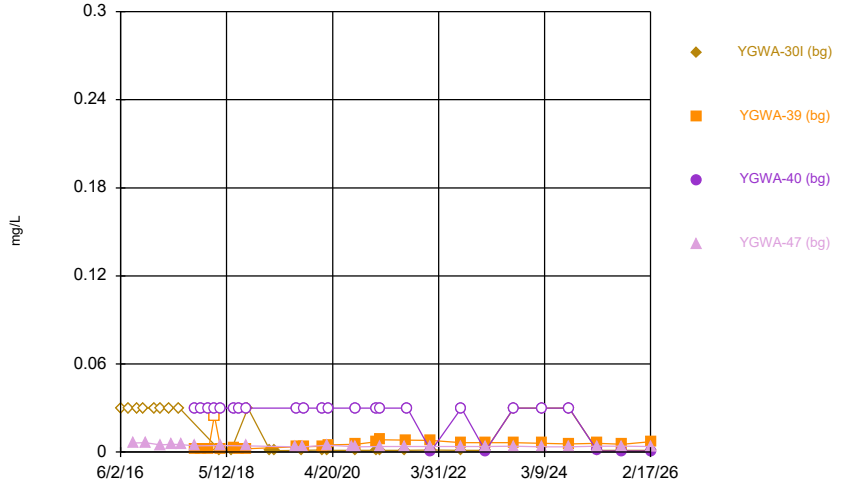

Constituent: Lithium Analysis Run 5/13/2026 1:30 PM View: Upper Tolerance Limits
Plant Yates Client: Southern Company Data: Yates AP-2

Sanitas™ v.10.1.06 Software licensed to Groundwater Stats Consulting. UG
Hollow symbols indicate censored values.

Time Series

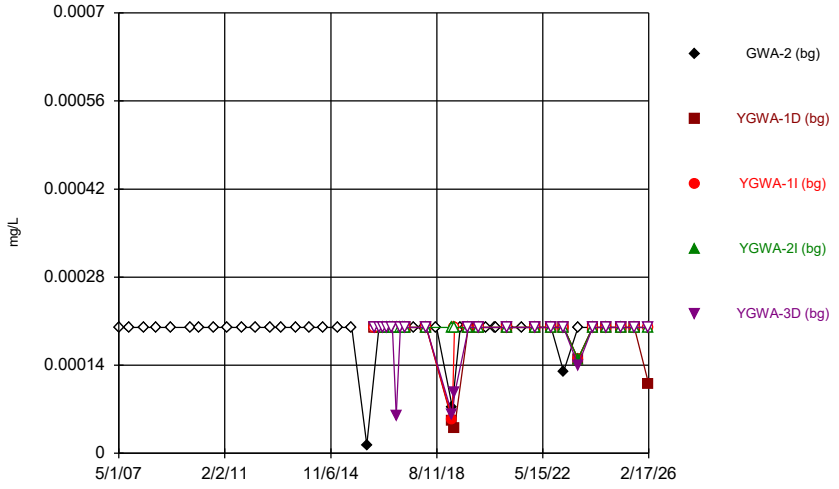

Constituent: Mercury Analysis Run 5/13/2026 1:30 PM View: Upper Tolerance Limits
Plant Yates Client: Southern Company Data: Yates AP-2

Sanitas™ v.10.1.06 Software licensed to Groundwater Stats Consulting. UG
Hollow symbols indicate censored values.

Time Series

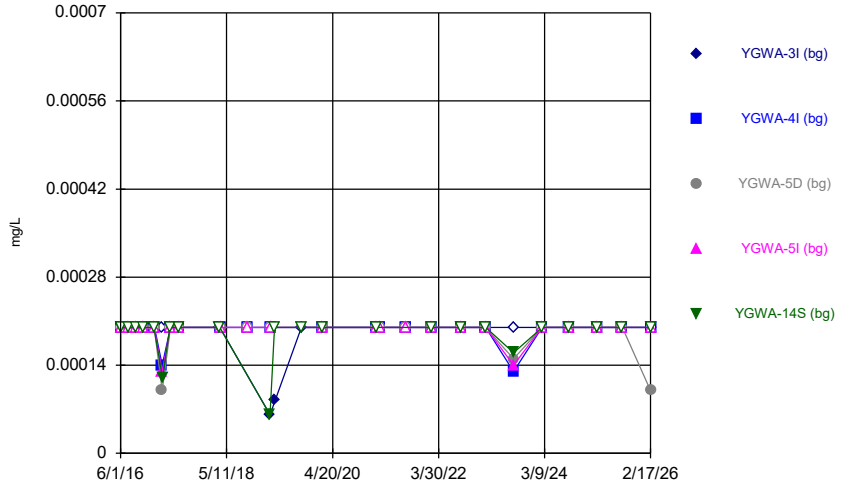

Constituent: Mercury Analysis Run 5/13/2026 1:30 PM View: Upper Tolerance Limits
Plant Yates Client: Southern Company Data: Yates AP-2

Sanitas™ v.10.1.06 Software licensed to Groundwater Stats Consulting. UG
Hollow symbols indicate censored values.

Time Series

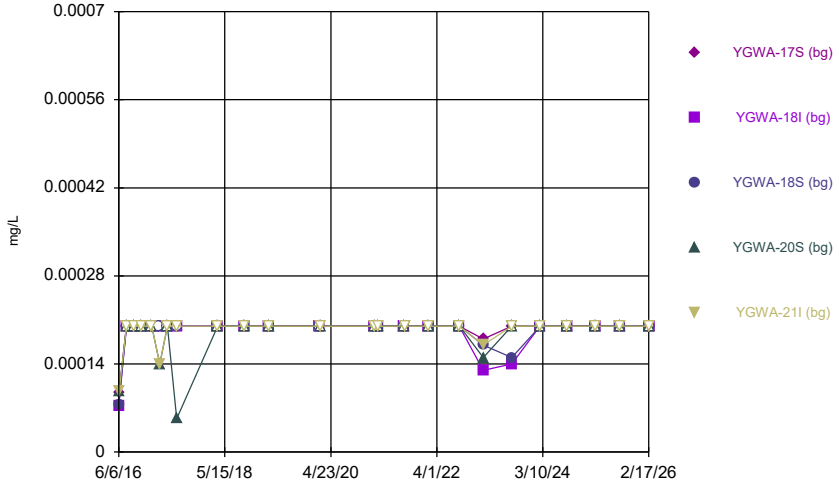

Constituent: Mercury Analysis Run 5/13/2026 1:30 PM View: Upper Tolerance Limits
Plant Yates Client: Southern Company Data: Yates AP-2

Sanitas™ v.10.1.06 Software licensed to Groundwater Stats Consulting. UG
Hollow symbols indicate censored values.

Time Series

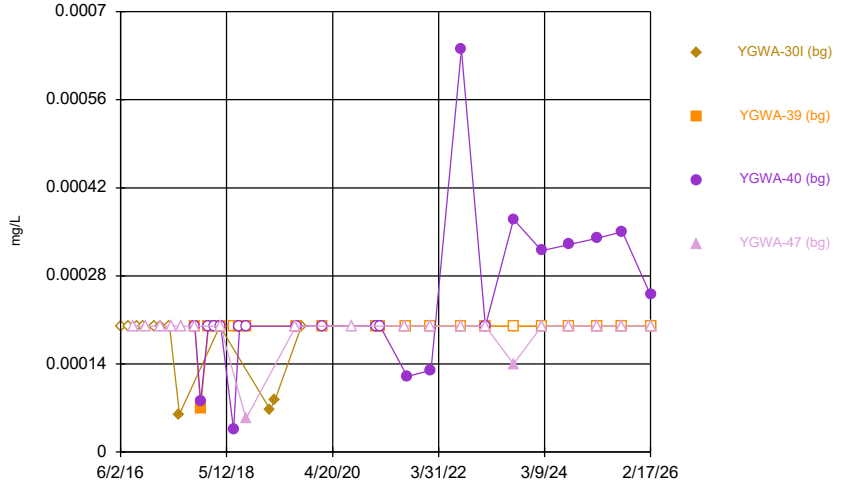

Constituent: Mercury Analysis Run 5/13/2026 1:30 PM View: Upper Tolerance Limits
Plant Yates Client: Southern Company Data: Yates AP-2

Sanitas™ v.10.1.06 Software licensed to Groundwater Stats Consulting. UG
Hollow symbols indicate censored values.

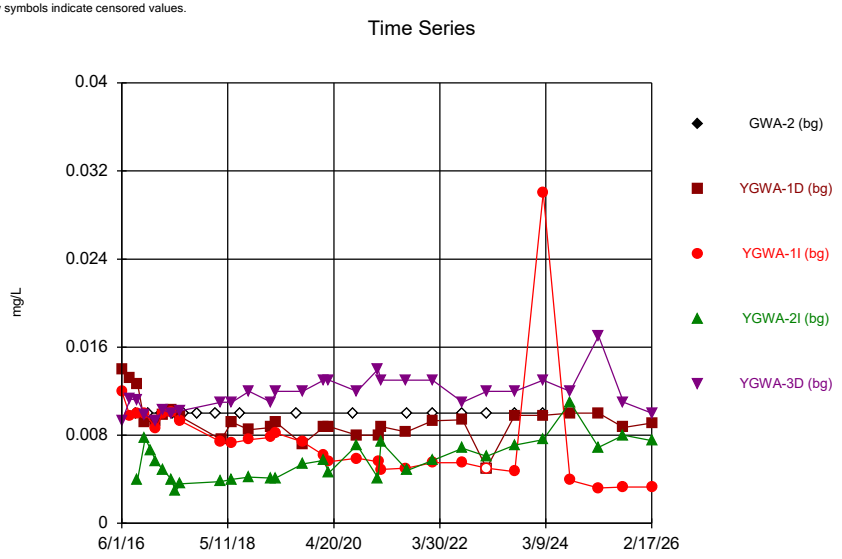

Constituent: Molybdenum Analysis Run 5/13/2026 1:31 PM View: Upper Tolerance Limits
Plant Yates Client: Southern Company Data: Yates AP-2

Sanitas™ v.10.1.06 Software licensed to Groundwater Stats Consulting. UG
Hollow symbols indicate censored values.

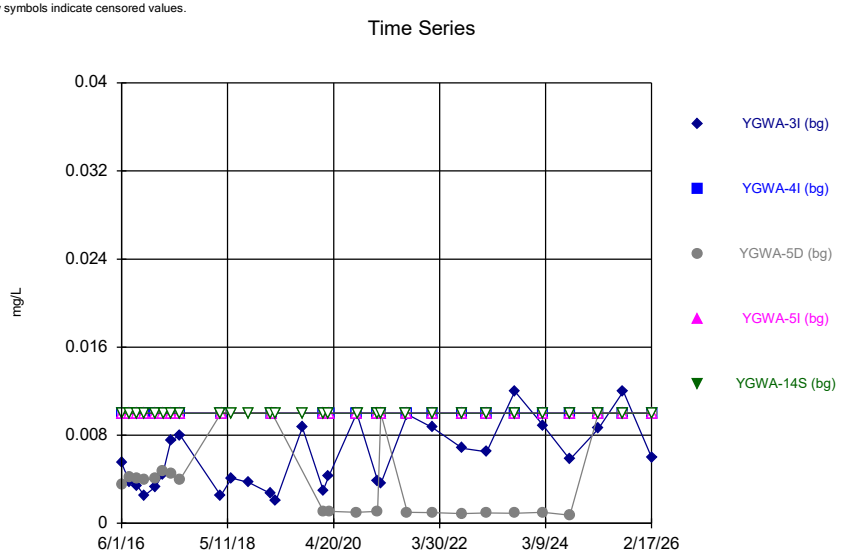

Constituent: Molybdenum Analysis Run 5/13/2026 1:31 PM View: Upper Tolerance Limits
Plant Yates Client: Southern Company Data: Yates AP-2

Sanitas™ v.10.1.06 Software licensed to Groundwater Stats Consulting. UG
Hollow symbols indicate censored values.

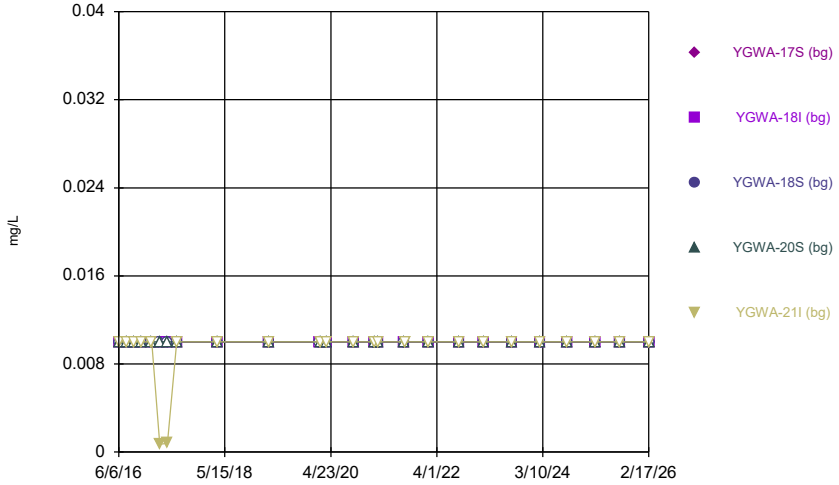

Constituent: Molybdenum Analysis Run 5/13/2026 1:31 PM View: Upper Tolerance Limits
Plant Yates Client: Southern Company Data: Yates AP-2

Sanitas™ v.10.1.06 Software licensed to Groundwater Stats Consulting. UG
Hollow symbols indicate censored values.

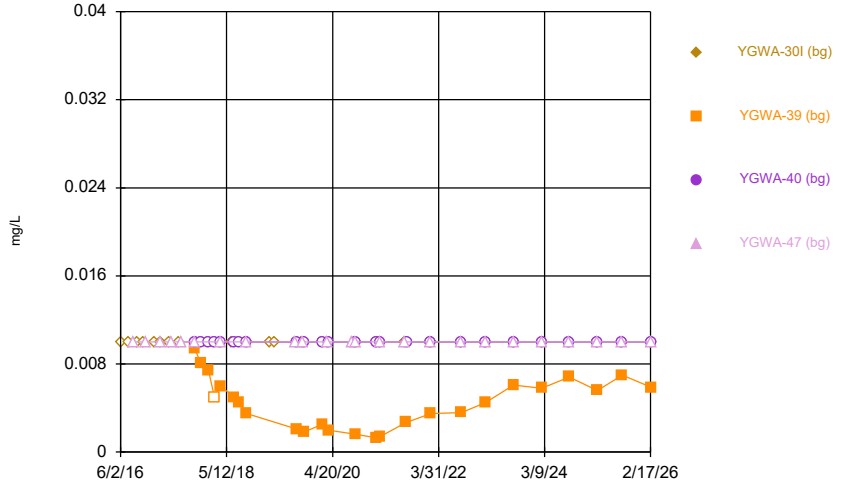

Constituent: Molybdenum Analysis Run 5/13/2026 1:31 PM View: Upper Tolerance Limits
Plant Yates Client: Southern Company Data: Yates AP-2

Sanitas™ v.10.1.06 Software licensed to Groundwater Stats Consulting. UG
Hollow symbols indicate censored values.

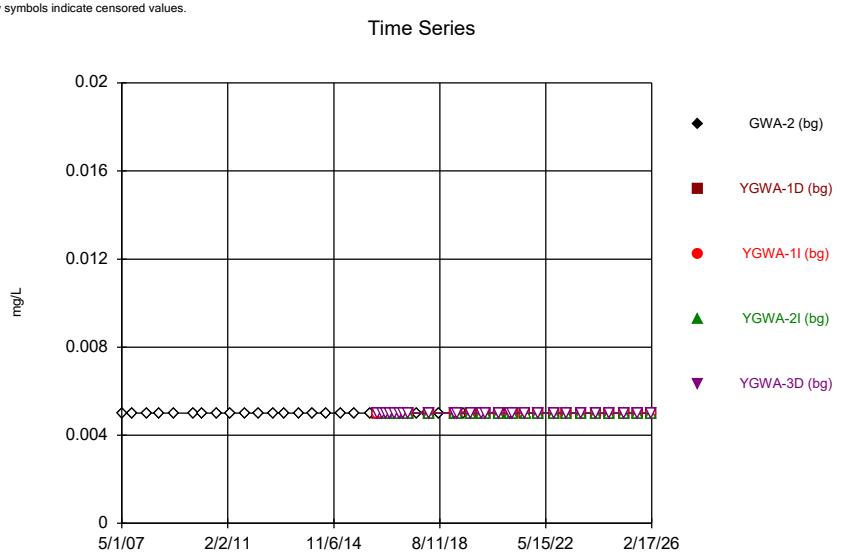

Constituent: Selenium Analysis Run 5/13/2026 1:31 PM View: Upper Tolerance Limits
Plant Yates Client: Southern Company Data: Yates AP-2

Sanitas™ v.10.1.06 Software licensed to Groundwater Stats Consulting. UG
Hollow symbols indicate censored values.

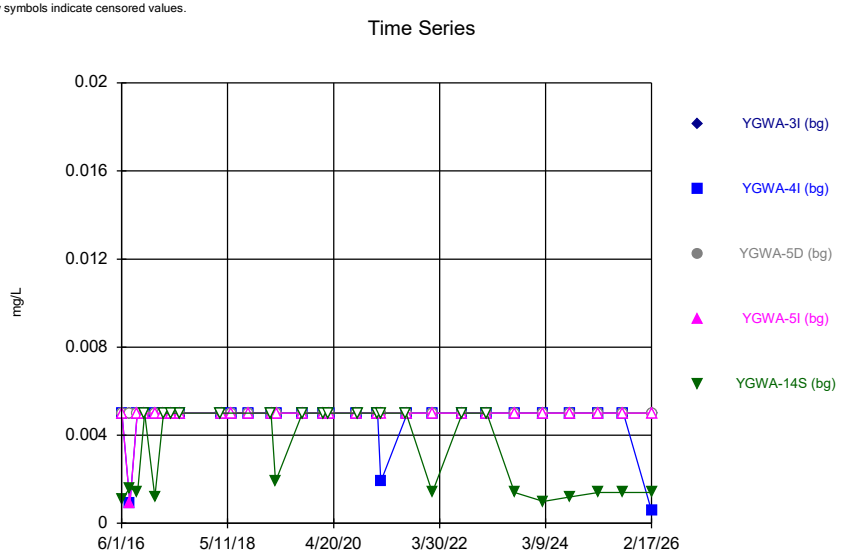

Constituent: Selenium Analysis Run 5/13/2026 1:31 PM View: Upper Tolerance Limits
Plant Yates Client: Southern Company Data: Yates AP-2

Sanitas™ v.10.1.06 Software licensed to Groundwater Stats Consulting. UG
Hollow symbols indicate censored values.

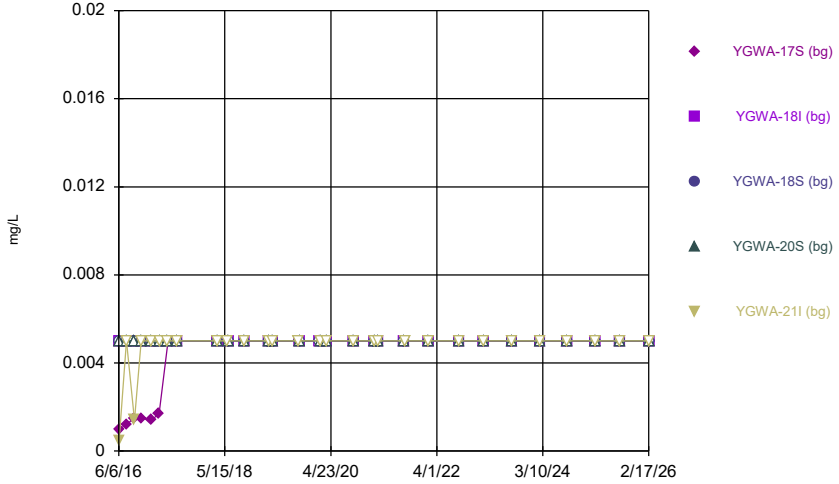

Constituent: Selenium Analysis Run 5/13/2026 1:31 PM View: Upper Tolerance Limits
Plant Yates Client: Southern Company Data: Yates AP-2

Sanitas™ v.10.1.06 Software licensed to Groundwater Stats Consulting. UG
Hollow symbols indicate censored values.

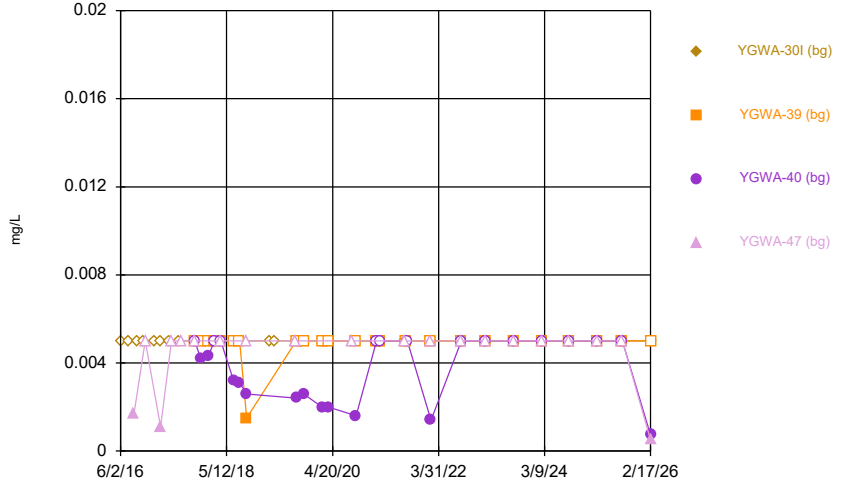

Constituent: Selenium Analysis Run 5/13/2026 1:31 PM View: Upper Tolerance Limits
Plant Yates Client: Southern Company Data: Yates AP-2

Sanitas™ v.10.1.06 Software licensed to Groundwater Stats Consulting. UG
Hollow symbols indicate censored values.

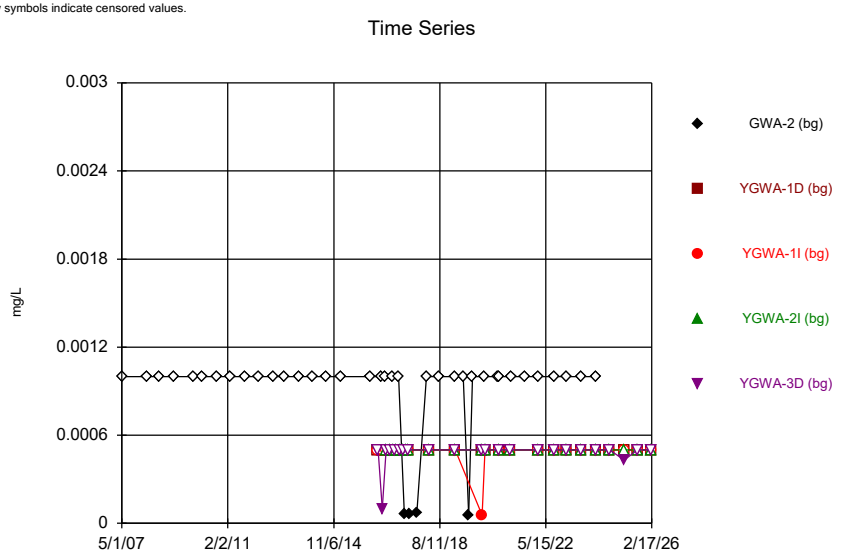

Constituent: Thallium Analysis Run 5/13/2026 1:31 PM View: Upper Tolerance Limits
Plant Yates Client: Southern Company Data: Yates AP-2

Sanitas™ v.10.1.06 Software licensed to Groundwater Stats Consulting. UG
Hollow symbols indicate censored values.

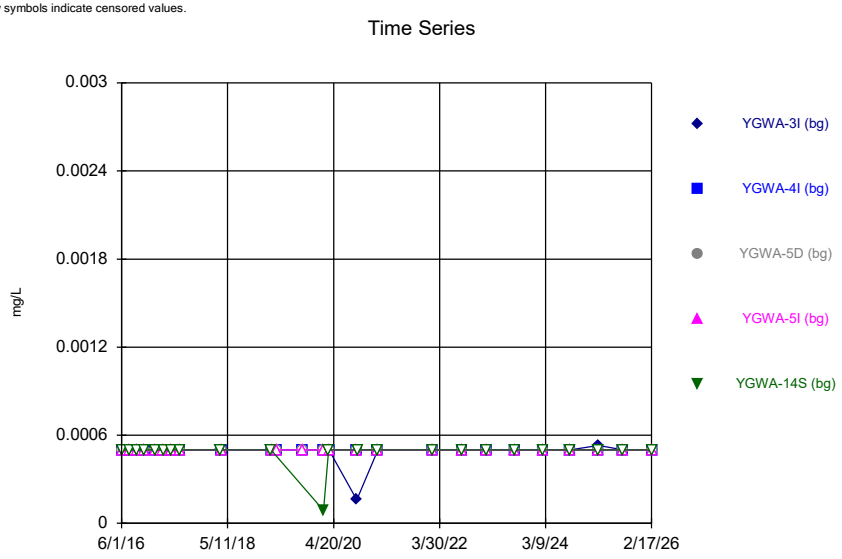

Constituent: Thallium Analysis Run 5/13/2026 1:31 PM View: Upper Tolerance Limits
Plant Yates Client: Southern Company Data: Yates AP-2

Sanitas™ v.10.1.06 Software licensed to Groundwater Stats Consulting. UG
Hollow symbols indicate censored values.

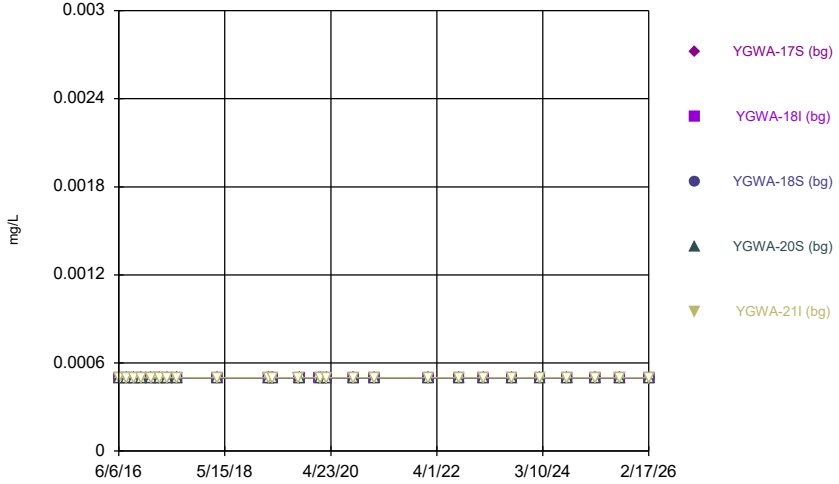

Constituent: Thallium Analysis Run 5/13/2026 1:31 PM View: Upper Tolerance Limits
Plant Yates Client: Southern Company Data: Yates AP-2

Sanitas™ v.10.1.06 Software licensed to Groundwater Stats Consulting. UG
Hollow symbols indicate censored values.

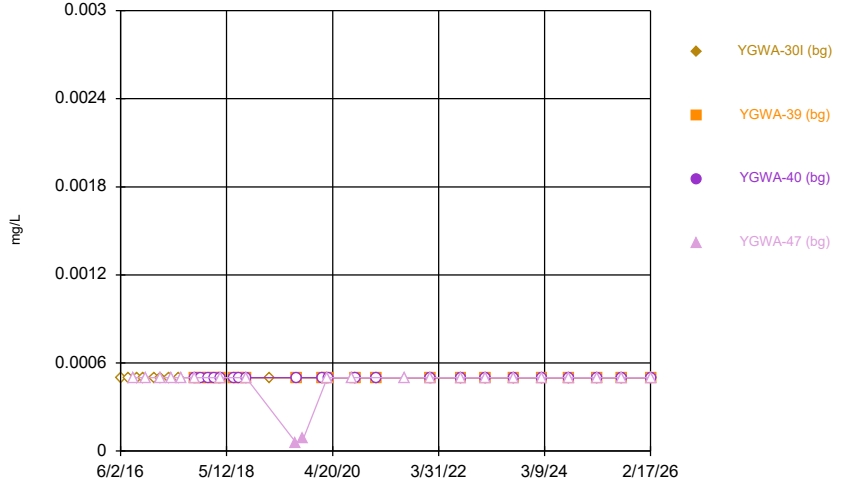

Constituent: Thallium Analysis Run 5/13/2026 1:31 PM View: Upper Tolerance Limits
Plant Yates Client: Southern Company Data: Yates AP-2

Tolerance Limit

Interwell Non-parametric

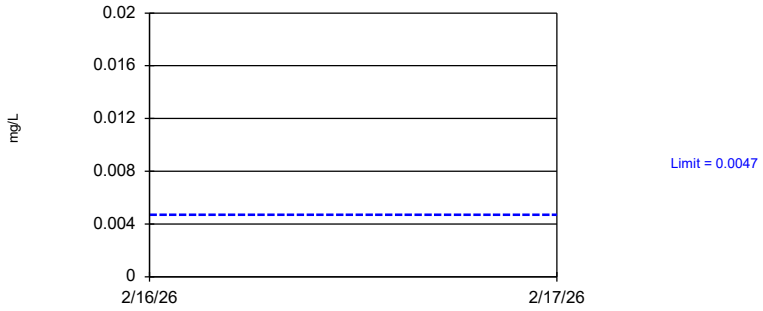

Non-parametric test used in lieu of parametric tolerance limit because censored data exceeded 50%. Limit is highest of 503 background values. 87.48% NDs. 99.8% coverage at alpha=0.01; 99.8% coverage at alpha=0.05; 99.8% coverage at alpha=0.5. Report alpha < 0.0001.

Constituent: Antimony Analysis Run 5/13/2026 1:31 PM View: Upper Tolerance Limits

Plant Yates Client: Southern Company Data: Yates AP-2

Sanitas™ v.10.1.06 Software licensed to Groundwater Stats Consulting. UG

Tolerance Limit

Interwell Non-parametric

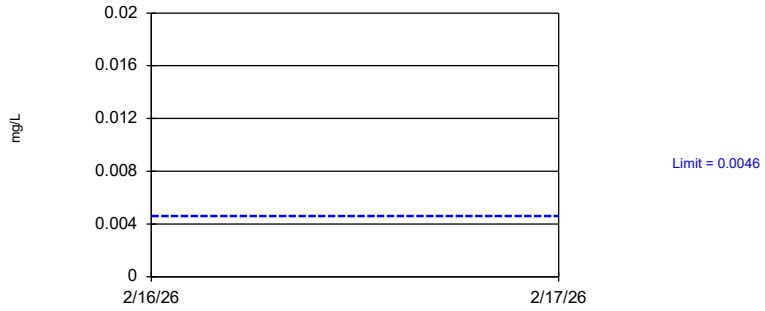

Non-parametric test used in lieu of parametric tolerance limit because censored data exceeded 50%. Limit is highest of 551 background values. 75.68% NDs. 99.8% coverage at alpha=0.01; 99.8% coverage at alpha=0.05; 99.8% coverage at alpha=0.5. Report alpha < 0.0001.

Constituent: Arsenic Analysis Run 5/13/2026 1:31 PM View: Upper Tolerance Limits

Plant Yates Client: Southern Company Data: Yates AP-2

Sanitas™ v.10.1.06 Software licensed to Groundwater Stats Consulting. UG

Tolerance Limit

Interwell Non-parametric

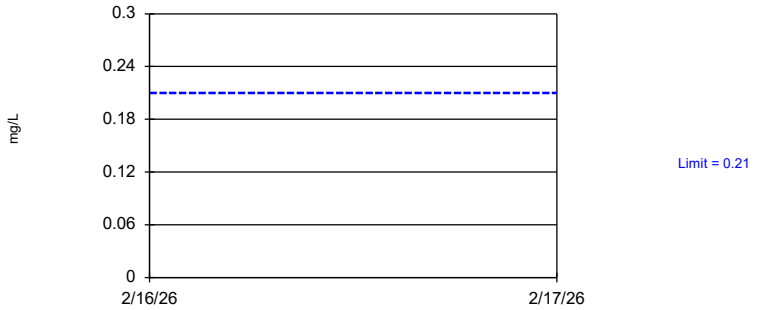

Non-parametric test used in lieu of parametric tolerance limit because the Chi Squared normality test showed the data to be non-normal at the 0.01 alpha level. Limit is highest of 551 background values. 1.996% NDs. 99.8% coverage at alpha=0.01; 99.8% coverage at alpha=0.05; 99.8% coverage at alpha=0.5. Report alpha < 0.0001.

Constituent: Barium Analysis Run 5/13/2026 1:31 PM View: Upper Tolerance Limits

Plant Yates Client: Southern Company Data: Yates AP-2

Sanitas™ v.10.1.06 Software licensed to Groundwater Stats Consulting. UG

Tolerance Limit

Interwell Non-parametric



Non-parametric test used in lieu of parametric tolerance limit because censored data exceeded 50%. Limit is highest of 535 background values. 80.93% NDs. 99.8% coverage at alpha=0.01; 99.8% coverage at alpha=0.05; 99.8% coverage at alpha=0.5. Report alpha < 0.0001.

Constituent: Beryllium Analysis Run 5/13/2026 1:31 PM View: Upper Tolerance Limits

Plant Yates Client: Southern Company Data: Yates AP-2

Sanitas™ v.10.1.06 Software licensed to Groundwater Stats Consulting. UG

Tolerance Limit

Interwell Non-parametric

Non-parametric test used in lieu of parametric tolerance limit because censored data exceeded 50%. Limit is highest of 535 background values. 95.14% NDs. 99.8% coverage at alpha=0.01; 99.8% coverage at alpha=0.05; 99.8% coverage at alpha=0.5. Report alpha < 0.0001.

Constituent: Cadmium Analysis Run 5/13/2026 1:31 PM View: Upper Tolerance Limits

Plant Yates Client: Southern Company Data: Yates AP-2

Sanitas™ v.10.1.06 Software licensed to Groundwater Stats Consulting. UG

Tolerance Limit

Interwell Non-parametric



Non-parametric test used in lieu of parametric tolerance limit because censored data exceeded 50%. Limit is highest of 503 background values. 79.32% NDs. 99.8% coverage at alpha=0.01; 99.8% coverage at alpha=0.05; 99.8% coverage at alpha=0.5. Report alpha < 0.0001.

Constituent: Chromium Analysis Run 5/13/2026 1:31 PM View: Upper Tolerance Limits

Plant Yates Client: Southern Company Data: Yates AP-2

Sanitas™ v.10.1.06 Software licensed to Groundwater Stats Consulting. UG

Tolerance Limit

Interwell Non-parametric



Non-parametric test used in lieu of parametric tolerance limit because censored data exceeded 50%. Limit is highest of 545 background values. 69.36% NDs. 99.8% coverage at alpha=0.01; 99.8% coverage at alpha=0.05; 99.8% coverage at alpha=0.5. Report alpha < 0.0001.

Constituent: Cobalt Analysis Run 5/13/2026 1:31 PM View: Upper Tolerance Limits

Plant Yates Client: Southern Company Data: Yates AP-2

Sanitas™ v.10.1.06 Software licensed to Groundwater Stats Consulting. UG

Tolerance Limit

Interwell Non-parametric

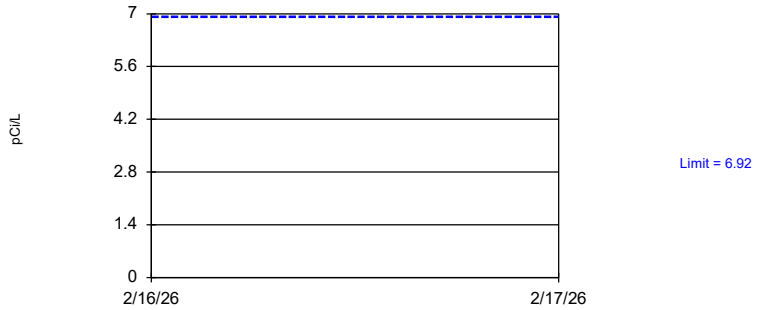

Non-parametric test used in lieu of parametric tolerance limit because the Chi Squared normality test showed the data to be non-normal at the 0.01 alpha level. Limit is highest of 529 background values. 99.8% coverage at alpha=0.01; 99.8% coverage at alpha=0.05; 99.8% coverage at alpha=0.5. Report alpha < 0.0001.

Constituent: Combined Radium 226 + 228 Analysis Run 5/13/2026 1:31 PM View: Upper Tolerance Limits

Plant Yates Client: Southern Company Data: Yates AP-2

Tolerance Limit

Interwell Non-parametric

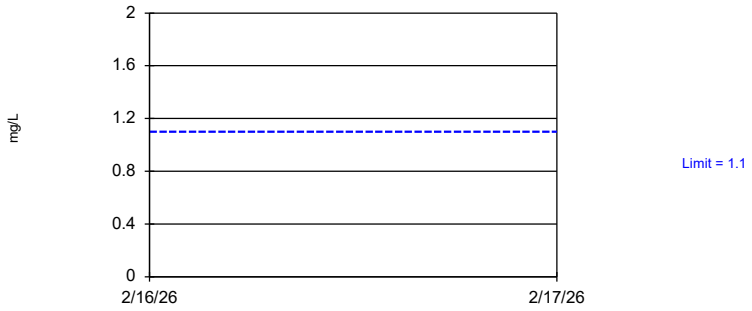

Non-parametric test used in lieu of parametric tolerance limit because censored data exceeded 50%. Limit is highest of 554 background values. 54.33% NDs. 99.8% coverage at alpha=0.01; 99.8% coverage at alpha=0.05; 99.8% coverage at alpha=0.5. Report alpha < 0.0001.

Constituent: Fluoride Analysis Run 5/13/2026 1:31 PM View: Upper Tolerance Limits

Plant Yates Client: Southern Company Data: Yates AP-2

Sanitas™ v.10.1.06 Software licensed to Groundwater Stats Consulting. UG

Tolerance Limit

Interwell Non-parametric

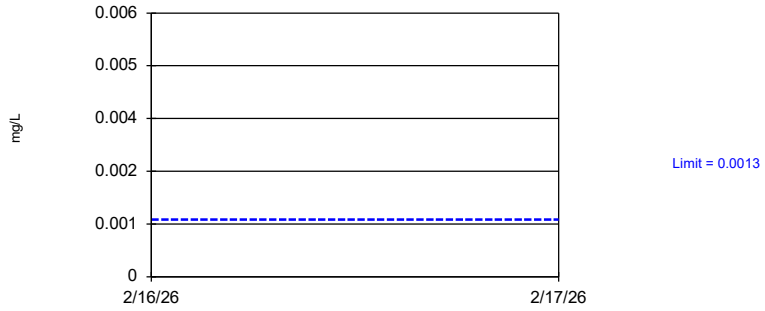

Non-parametric test used in lieu of parametric tolerance limit because censored data exceeded 50%. Limit is highest of 505 background values. 88.71% NDs. 99.8% coverage at alpha=0.01; 99.8% coverage at alpha=0.05; 99.8% coverage at alpha=0.5. Report alpha < 0.0001.

Constituent: Lead Analysis Run 5/13/2026 1:31 PM View: Upper Tolerance Limits

Plant Yates Client: Southern Company Data: Yates AP-2

Sanitas™ v.10.1.06 Software licensed to Groundwater Stats Consulting. UG

Tolerance Limit

Interwell Non-parametric

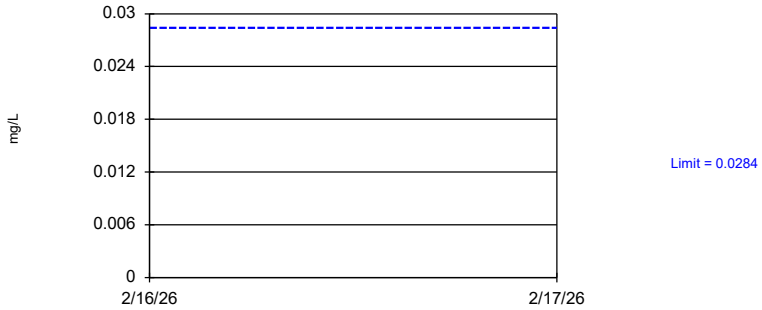

Non-parametric test used in lieu of parametric tolerance limit because the Chi Squared normality test showed the data to be non-normal at the 0.01 alpha level. Limit is highest of 529 background values. 26.28% NDs. 99.8% coverage at alpha=0.01; 99.8% coverage at alpha=0.05; 99.8% coverage at alpha=0.5. Report alpha < 0.0001.

Constituent: Lithium Analysis Run 5/13/2026 1:32 PM View: Upper Tolerance Limits

Plant Yates Client: Southern Company Data: Yates AP-2

Sanitas™ v.10.1.06 Software licensed to Groundwater Stats Consulting. UG

Tolerance Limit

Interwell Non-parametric

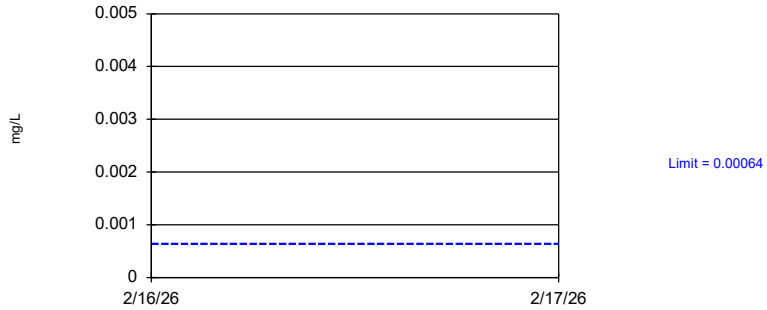

Non-parametric test used in lieu of parametric tolerance limit because censored data exceeded 50%. Limit is highest of 459 background values. 87.36% NDs. 99.8% coverage at alpha=0.01; 99.8% coverage at alpha=0.05; 99.8% coverage at alpha=0.5. Report alpha < 0.0001.

Constituent: Mercury Analysis Run 5/13/2026 1:32 PM View: Upper Tolerance Limits

Plant Yates Client: Southern Company Data: Yates AP-2

Sanitas™ v.10.1.06 Software licensed to Groundwater Stats Consulting. UG

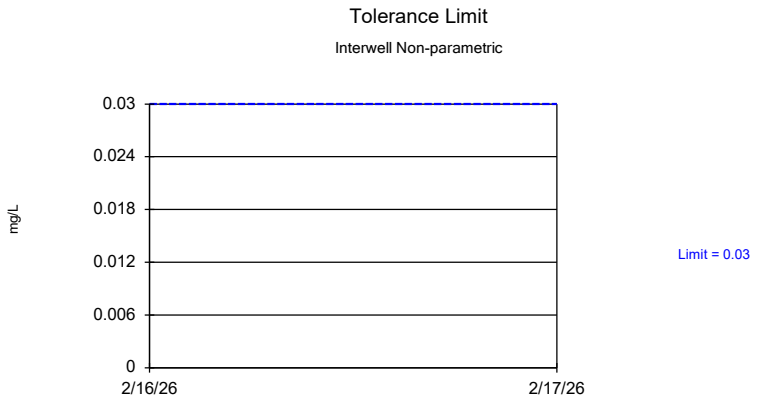

Non-parametric test used in lieu of parametric tolerance limit because censored data exceeded 50%. Limit is highest of 493 background values. 61.87% NDs. 99.8% coverage at alpha=0.01; 99.8% coverage at alpha=0.05; 99.8% coverage at alpha=0.5. Report alpha < 0.0001.

Constituent: Molybdenum Analysis Run 5/13/2026 1:32 PM View: Upper Tolerance Limits
Plant Yates Client: Southern Company Data: Yates AP-2

Sanitas™ v.10.1.06 Software licensed to Groundwater Stats Consulting. UG

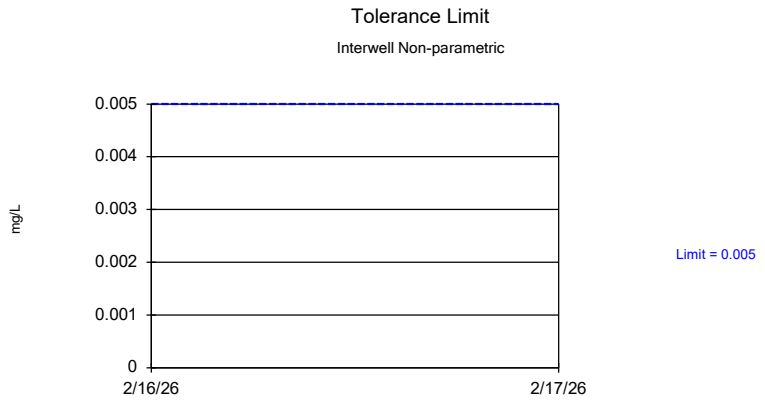

Non-parametric test used in lieu of parametric tolerance limit because censored data exceeded 50%. Limit is highest of 533 background values. 92.5% NDs. 99.8% coverage at alpha=0.01; 99.8% coverage at alpha=0.05; 99.8% coverage at alpha=0.5. Report alpha < 0.0001.

Constituent: Selenium Analysis Run 5/13/2026 1:32 PM View: Upper Tolerance Limits
Plant Yates Client: Southern Company Data: Yates AP-2

Sanitas™ v.10.1.06 Software licensed to Groundwater Stats Consulting. UG

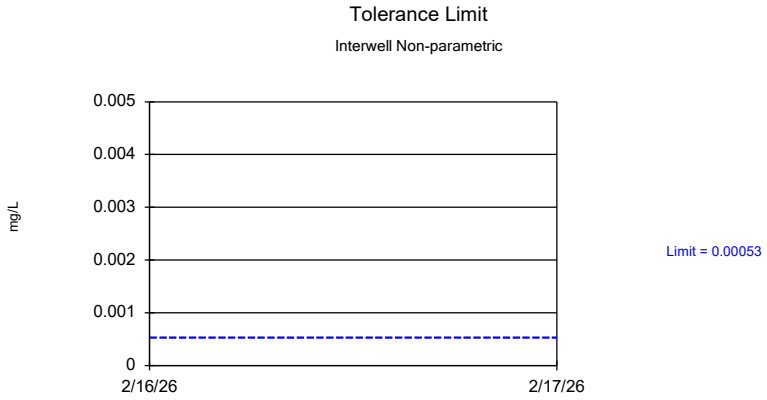

Non-parametric test used in lieu of parametric tolerance limit because censored data exceeded 50%. Limit is highest of 467 background values. 97.43% NDs. 99.8% coverage at alpha=0.01; 99.8% coverage at alpha=0.05; 99.8% coverage at alpha=0.5. Report alpha < 0.0001.

Constituent: Thallium Analysis Run 5/13/2026 1:32 PM View: Upper Tolerance Limits
Plant Yates Client: Southern Company Data: Yates AP-2

FIGURE G.

YATES ASH POND 2 GWPS				
Constituent Name	**MCL**	**CCR-Rule Specified**	**Background Limit**	**GWPS**
Antimony, Total (mg/L)	0.006		0.0047	0.006
Arsenic, Total (mg/L)	0.01		0.0046	0.01
Barium, Total (mg/L)	2		0.21	2
Beryllium, Total (mg/L)	0.004		0.0011	0.004
Cadmium, Total (mg/L)	0.005		0.00063	0.005
Chromium, Total (mg/L)	0.1		0.0093	0.1
Cobalt, Total (mg/L)		0.006	0.041	0.041
Combined Radium, Total (pCi/L)	5		6.92	6.92
Fluoride, Total (mg/L)	4		1.1	4
Lead, Total (mg/L)		0.015	0.0013	0.015
Lithium, Total (mg/L)		0.04	0.028	0.04
Mercury, Total (mg/L)	0.002		0.00064	0.002
Molybdenum, Total (mg/L)		0.1	0.03	0.1
Selenium, Total (mg/L)	0.05		0.005	0.05
Thallium, Total (mg/L)	0.002		0.00053	0.002

**Gray cell indicates Background Limit is higher than MCL or CCR Rule Specified Level*

**MCL = Maximum Contaminant Level*

**CCR = Coal Combustion Residual*

**GWPS = Groundwater Protection Standard*

FIGURE H.

Appendix IV Confidence Intervals - All Results (No Significant)

Plant Yates Client: Southern Company Data: Yates AP-2 Printed 5/13/2026, 1:37 PM

Constituent	Well	Upper Lim.	Lower Lim.	Compliance	Sig.	N	Std. Dev.	%NDs	ND Adj.	Transform	Alpha	Method
Antimony (mg/L)	YGWC-26I	0.002	0.001	0.006	No	25	0.0004365	88	None	No	0.01	NP (NDs)
Antimony (mg/L)	YGWC-26S	0.002	0.0017	0.006	No	25	0.00009798	92	None	No	0.01	NP (NDs)
Antimony (mg/L)	YGWC-27I	0.002	0.0014	0.006	No	25	0.0003502	92	None	No	0.01	NP (NDs)
Antimony (mg/L)	YGWC-27S	0.002	0.0003	0.006	No	25	0.00034	96	None	No	0.01	NP (NDs)
Antimony (mg/L)	YGWC-28I	0.0023	0.002	0.006	No	25	0.00006	96	None	No	0.01	NP (NDs)
Antimony (mg/L)	YGWC-29IB	0.002	0.0013	0.006	No	25	0.00014	96	None	No	0.01	NP (NDs)
Arsenic (mg/L)	YGWC-26I	0.0024	0.002	0.01	No	29	0.0001637	93.1	None	No	0.01	NP (NDs)
Arsenic (mg/L)	YGWC-26S	0.0022	0.002	0.01	No	29	0.0002246	93.1	None	No	0.01	NP (NDs)
Arsenic (mg/L)	YGWC-27I	0.002	0.0011	0.01	No	29	0.0007558	65.52	None	No	0.01	NP (NDs)
Arsenic (mg/L)	YGWC-27S	0.002	0.0019	0.01	No	29	0.0002785	93.1	None	No	0.01	NP (NDs)
Arsenic (mg/L)	YGWC-28I	0.0021	0.002	0.01	No	29	0.00001857	96.55	None	No	0.01	NP (NDs)
Arsenic (mg/L)	YGWC-28S	0.002	0.00075	0.01	No	29	0.000792	65.52	None	No	0.01	NP (NDs)
Arsenic (mg/L)	YGWC-29IB	0.0033	0.002	0.01	No	29	0.0002414	96.55	None	No	0.01	NP (NDs)
Barium (mg/L)	YGWC-26I	0.06446	0.06093	2	No	29	0.003855	0	None	No	0.01	Param.
Barium (mg/L)	YGWC-26S	0.02806	0.02614	2	No	29	0.002087	0	None	No	0.01	Param.
Barium (mg/L)	YGWC-27I	0.07254	0.06548	2	No	29	0.007705	0	None	No	0.01	Param.
Barium (mg/L)	YGWC-27S	0.09627	0.07696	2	No	29	0.02308	0	None	x^2	0.01	Param.
Barium (mg/L)	YGWC-28I	0.08592	0.07648	2	No	29	0.01069	0	None	x^2	0.01	Param.
Barium (mg/L)	YGWC-28S	0.2168	0.1973	2	No	29	0.03239	0	None	x^3	0.01	Param.
Barium (mg/L)	YGWC-29IB	0.0782	0.059	2	No	29	0.02866	0	None	No	0.01	NP (normality)
Beryllium (mg/L)	YGWC-26S	0.0004	0.00011	0.004	No	27	0.0001289	29.63	None	No	0.01	NP (normality)
Beryllium (mg/L)	YGWC-27I	0.00023	0.00012	0.004	No	27	0.0001167	25.93	None	No	0.01	NP (normality)
Beryllium (mg/L)	YGWC-27S	0.0004	0.00011	0.004	No	27	0.00008349	92.59	None	No	0.01	NP (NDs)
Cadmium (mg/L)	YGWC-28I	0.00043	0.00013	0.005	No	27	0.0001705	18.52	None	No	0.01	NP (normality)
Cadmium (mg/L)	YGWC-28S	0.0005	0.00048	0.005	No	27	0.000003849	96.3	None	No	0.01	NP (NDs)
Cadmium (mg/L)	YGWC-29IB	0.00027	0.00014	0.005	No	27	0.0003443	11.11	None	No	0.01	NP (normality)
Chromium (mg/L)	YGWC-26I	0.005	0.00067	0.1	No	27	0.002107	62.96	None	No	0.01	NP (NDs)
Chromium (mg/L)	YGWC-26S	0.005	0.0012	0.1	No	27	0.001842	37.04	None	No	0.01	NP (normality)
Chromium (mg/L)	YGWC-27I	0.012	0.005	0.1	No	27	0.001347	96.3	None	No	0.01	NP (NDs)
Chromium (mg/L)	YGWC-27S	0.005	0.0041	0.1	No	27	0.002511	77.78	None	No	0.01	NP (NDs)
Chromium (mg/L)	YGWC-28I	0.005	0.0005	0.1	No	27	0.001451	88.89	None	No	0.01	NP (NDs)
Chromium (mg/L)	YGWC-28S	0.005	0.0034	0.1	No	27	0.001647	81.48	None	No	0.01	NP (NDs)
Chromium (mg/L)	YGWC-29IB	0.005	0.0017	0.1	No	27	0.001346	88.89	None	No	0.01	NP (NDs)
Cobalt (mg/L)	YGWC-26S	0.002359	0.001746	0.041	No	29	0.0006694	10.34	None	No	0.01	Param.
Cobalt (mg/L)	YGWC-27I	0.01361	0.004678	0.041	No	29	0.02214	0	None	ln(x)	0.01	Param.
Cobalt (mg/L)	YGWC-27S	0.002388	0.001847	0.041	No	29	0.0006958	3.448	None	ln(x)	0.01	Param.
Cobalt (mg/L)	YGWC-28I	0.005	0.00042	0.041	No	29	0.001218	93.1	None	No	0.01	NP (NDs)
Cobalt (mg/L)	YGWC-28S	0.0011	0.00085	0.041	No	29	0.0005621	13.79	None	No	0.01	NP (normality)
Cobalt (mg/L)	YGWC-29IB	0.0053	0.0027	0.041	No	29	0.001923	58.62	None	No	0.01	NP (NDs)
Combined Radium 226 + 228 (pCi/L)	YGWC-26I	0.8815	0.4647	6.92	No	28	0.4888	0	None	sqrt(x)	0.01	Param.
Combined Radium 226 + 228 (pCi/L)	YGWC-26S	0.7836	0.519	6.92	No	29	0.2888	0	None	No	0.01	Param.
Combined Radium 226 + 228 (pCi/L)	YGWC-27I	3.611	2.623	6.92	No	29	1.079	0	None	No	0.01	Param.
Combined Radium 226 + 228 (pCi/L)	YGWC-27S	0.8993	0.5704	6.92	No	29	0.3589	0	None	No	0.01	Param.
Combined Radium 226 + 228 (pCi/L)	YGWC-28I	0.7449	0.4582	6.92	No	29	0.3129	0	None	No	0.01	Param.
Combined Radium 226 + 228 (pCi/L)	YGWC-28S	0.9045	0.5716	6.92	No	29	0.3633	0	None	No	0.01	Param.
Combined Radium 226 + 228 (pCi/L)	YGWC-29IB	1.042	0.6597	6.92	No	29	0.4173	0	None	No	0.01	Param.
Fluoride (mg/L)	YGWC-26I	0.08214	0.06186	4	No	30	0.02088	23.33	Kaplan-Meier	No	0.01	Param.
Fluoride (mg/L)	YGWC-26S	0.11	0.07	4	No	30	0.0864	50	None	No	0.01	NP (normality)
Fluoride (mg/L)	YGWC-27I	0.14	0.07	4	No	30	0.09694	23.33	None	No	0.01	NP (normality)
Fluoride (mg/L)	YGWC-27S	0.1724	0.102	4	No	30	0.092	6.667	None	sqrt(x)	0.01	Param.
Fluoride (mg/L)	YGWC-28I	0.14	0.078	4	No	30	0.07028	10	None	No	0.01	NP (normality)
Fluoride (mg/L)	YGWC-28S	0.2271	0.1597	4	No	30	0.08324	3.333	None	sqrt(x)	0.01	Param.
Fluoride (mg/L)	YGWC-29IB	0.092	0.059	4	No	30	0.03449	10	None	No	0.01	NP (normality)
Lead (mg/L)	YGWC-26I	0.001	0.000059	0.015	No	25	0.0002617	92	None	No	0.01	NP (NDs)
Lead (mg/L)	YGWC-26S	0.001	0.0001	0.015	No	25	0.0004033	76	None	No	0.01	NP (NDs)
Lead (mg/L)	YGWC-27S	0.001	0.00096	0.015	No	25	0.0003169	72	None	No	0.01	NP (NDs)
Lead (mg/L)	YGWC-28S	0.001	0.00009	0.015	No	25	0.0004066	76	None	No	0.01	NP (NDs)
Lead (mg/L)	YGWC-29IB	0.001	0.00016	0.015	No	25	0.0002965	88	None	No	0.01	NP (NDs)
Lithium (mg/L)	YGWC-26I	0.007466	0.00686	0.04	No	29	0.0006616	0	None	No	0.01	Param.
Lithium (mg/L)	YGWC-27I	0.0097	0.0069	0.04	No	29	0.001926	0	None	No	0.01	NP (normality)
Lithium (mg/L)	YGWC-27S	0.002	0.0013	0.04	No	29	0.0002523	93.1	None	No	0.01	NP (NDs)
Lithium (mg/L)	YGWC-28I	0.006938	0.006464	0.04	No	29	0.0005175	0	None	No	0.01	Param.
Lithium (mg/L)	YGWC-28S	0.0053	0.002	0.04	No	29	0.0006128	96.55	None	No	0.01	NP (NDs)
Lithium (mg/L)	YGWC-29IB	0.0064	0.0051	0.04	No	29	0.002541	3.448	None	No	0.01	NP (normality)
Mercury (mg/L)	YGWC-26I	0.0002	0.00011	0.002	No	23	0.0000457	86.96	None	No	0.01	NP (NDs)

Appendix IV Confidence Intervals - All Results (No Significant)

Plant Yates Client: Southern Company Data: Yates AP-2 Printed 5/13/2026, 1:37 PM

Constituent	Well	Upper Lim.	Lower Lim.	Compliance	Sig.	N	Std. Dev.	%NDs	ND Adj.	Transform	Alpha	Method
Mercury (mg/L)	YGWC-26S	0.0002	0.000066	0.002	No	23	0.00004113	91.3	None	No	0.01	NP (NDs)
Mercury (mg/L)	YGWC-27I	0.0002	0.00006	0.002	No	23	0.00005067	86.96	None	No	0.01	NP (NDs)
Mercury (mg/L)	YGWC-27S	0.0002	0.00019	0.002	No	23	0.00004792	82.61	None	No	0.01	NP (NDs)
Mercury (mg/L)	YGWC-28I	0.0002	0.000078	0.002	No	23	0.00003973	91.3	None	No	0.01	NP (NDs)
Mercury (mg/L)	YGWC-28S	0.0002	0.000081	0.002	No	23	0.00003871	91.3	None	No	0.01	NP (NDs)
Mercury (mg/L)	YGWC-29IB	0.0002	0.000081	0.002	No	23	0.00005015	86.96	None	No	0.01	NP (NDs)
Molybdenum (mg/L)	YGWC-27I	0.01	0.0016	0.1	No	29	0.004236	44.83	None	No	0.01	NP (normality)
Molybdenum (mg/L)	YGWC-28I	0.01	0.0013	0.1	No	29	0.004374	41.38	None	No	0.01	NP (normality)
Molybdenum (mg/L)	YGWC-28S	0.01	0.00083	0.1	No	29	0.004363	68.97	None	No	0.01	NP (NDs)
Molybdenum (mg/L)	YGWC-29IB	0.01	0.00099	0.1	No	29	0.002344	93.1	None	No	0.01	NP (NDs)
Selenium (mg/L)	YGWC-26I	0.0046	0.0019	0.05	No	27	0.001323	7.407	None	No	0.01	NP (normality)
Selenium (mg/L)	YGWC-26S	0.005	0.0014	0.05	No	27	0.001432	85.19	None	No	0.01	NP (NDs)
Selenium (mg/L)	YGWC-28I	0.005	0.0012	0.05	No	27	0.0007313	96.3	None	No	0.01	NP (NDs)
Selenium (mg/L)	YGWC-28S	0.005	0.001	0.05	No	27	0.0007698	96.3	None	No	0.01	NP (NDs)
Thallium (mg/L)	YGWC-26S	0.0005	0.000057	0.002	No	23	0.0001279	91.3	None	No	0.01	NP (NDs)
Thallium (mg/L)	YGWC-27S	0.0005	0.00012	0.002	No	23	0.0001774	73.91	None	No	0.01	NP (NDs)
Thallium (mg/L)	YGWC-29IB	0.0005	0.00021	0.002	No	23	0.00006047	95.65	None	No	0.01	NP (NDs)

Sanitas™ v.10.1.06 Software licensed to Groundwater Stats Consulting. UG

Non-Parametric Confidence Interval

Compliance Limit is not exceeded. Per-well alpha = 0.01.

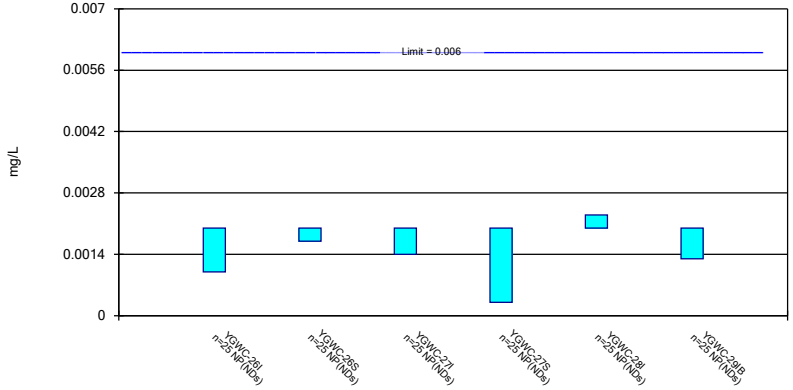

Constituent: Antimony Analysis Run 5/13/2026 1:36 PM View: Confidence Intervals

Plant Yates Client: Southern Company Data: Yates AP-2

Sanitas™ v.10.1.06 Software licensed to Groundwater Stats Consulting. UG

Non-Parametric Confidence Interval

Compliance Limit is not exceeded. Per-well alpha = 0.01.

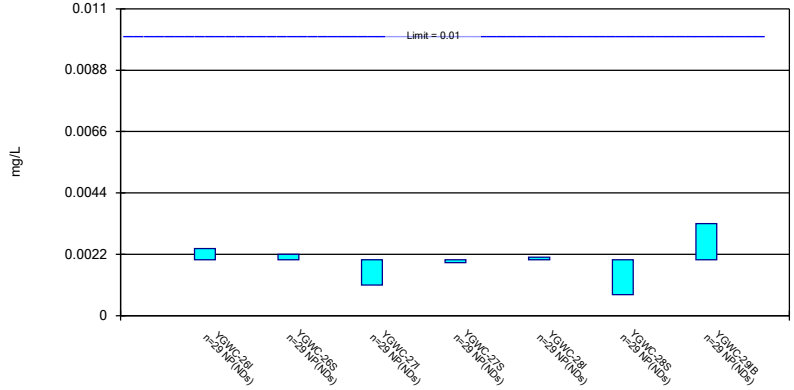

Constituent: Arsenic Analysis Run 5/13/2026 1:36 PM View: Confidence Intervals

Plant Yates Client: Southern Company Data: Yates AP-2

Sanitas™ v.10.1.06 Software licensed to Groundwater Stats Consulting. UG

Parametric and Non-Parametric (NP) Confidence Interval

Compliance Limit is not exceeded. Per-well alpha = 0.01. Normality Test: Shapiro Wilk, alpha based on n.

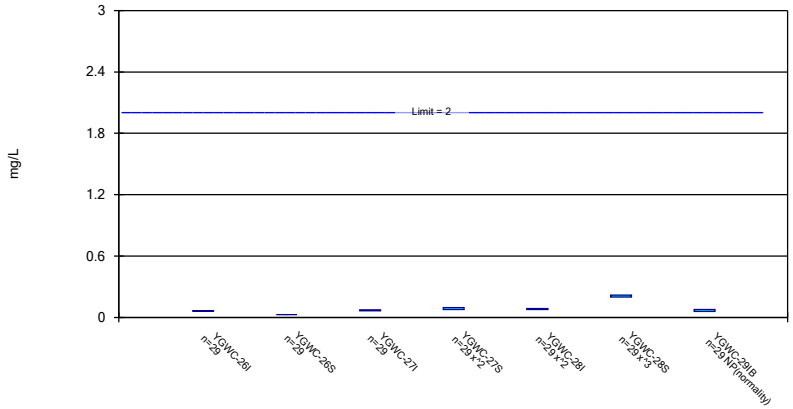

Constituent: Barium Analysis Run 5/13/2026 1:36 PM View: Confidence Intervals

Plant Yates Client: Southern Company Data: Yates AP-2

Sanitas™ v.10.1.06 Software licensed to Groundwater Stats Consulting. UG

Non-Parametric Confidence Interval

Compliance Limit is not exceeded. Per-well alpha = 0.01.

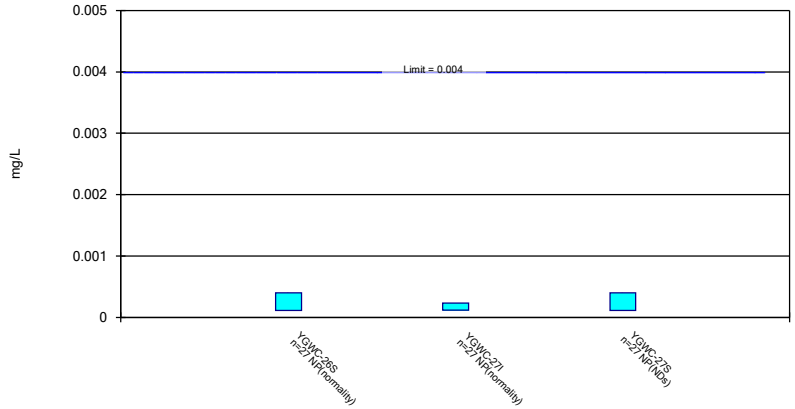

Constituent: Beryllium Analysis Run 5/13/2026 1:36 PM View: Confidence Intervals

Plant Yates Client: Southern Company Data: Yates AP-2

Sanitas™ v.10.1.06 Software licensed to Groundwater Stats Consulting. UG

Non-Parametric Confidence Interval

Compliance Limit is not exceeded. Per-well alpha = 0.01.

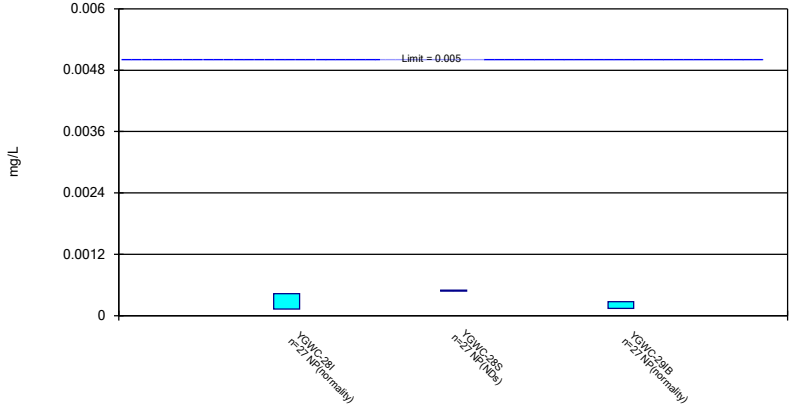

Constituent: Cadmium Analysis Run 5/13/2026 1:36 PM View: Confidence Intervals

Plant Yates Client: Southern Company Data: Yates AP-2

Sanitas™ v.10.1.06 Software licensed to Groundwater Stats Consulting. UG

Non-Parametric Confidence Interval

Compliance Limit is not exceeded. Per-well alpha = 0.01.

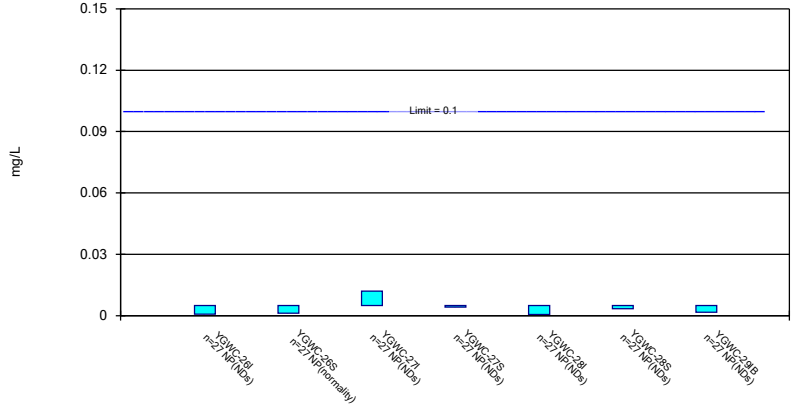

Constituent: Chromium Analysis Run 5/13/2026 1:36 PM View: Confidence Intervals

Plant Yates Client: Southern Company Data: Yates AP-2

Sanitas™ v.10.1.06 Software licensed to Groundwater Stats Consulting. UG

Parametric and Non-Parametric (NP) Confidence Interval

Compliance Limit is not exceeded. Per-well alpha = 0.01. Normality Test: Shapiro Wilk, alpha based on n.

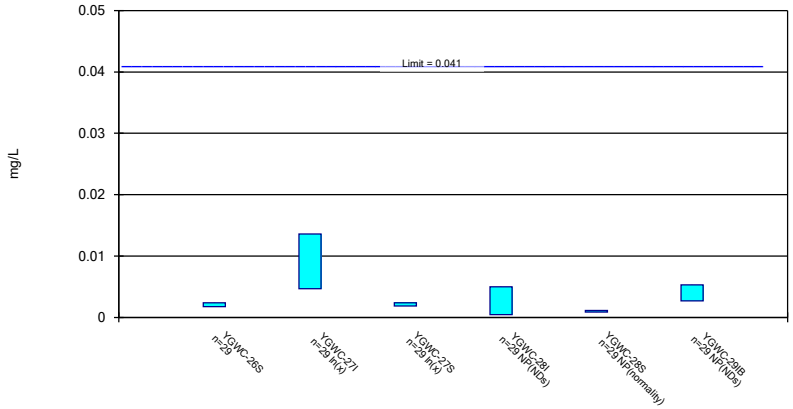

Constituent: Cobalt Analysis Run 5/13/2026 1:36 PM View: Confidence Intervals

Plant Yates Client: Southern Company Data: Yates AP-2

Sanitas™ v.10.1.06 Software licensed to Groundwater Stats Consulting. UG

Parametric Confidence Interval

Compliance Limit is not exceeded. Per-well alpha = 0.01. Normality Test: Shapiro Wilk, alpha based on n.

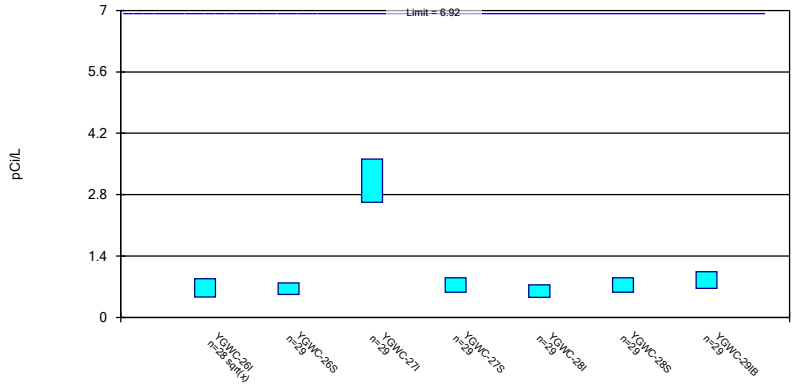

Constituent: Combined Radium 226 + 228 Analysis Run 5/13/2026 1:36 PM View: Confidence Intervals

Plant Yates Client: Southern Company Data: Yates AP-2

Sanitas™ v.10.1.06 Software licensed to Groundwater Stats Consulting. UG

Parametric and Non-Parametric (NP) Confidence Interval

Compliance Limit is not exceeded. Per-well alpha = 0.01. Normality Test: Shapiro Wilk, alpha based on n.

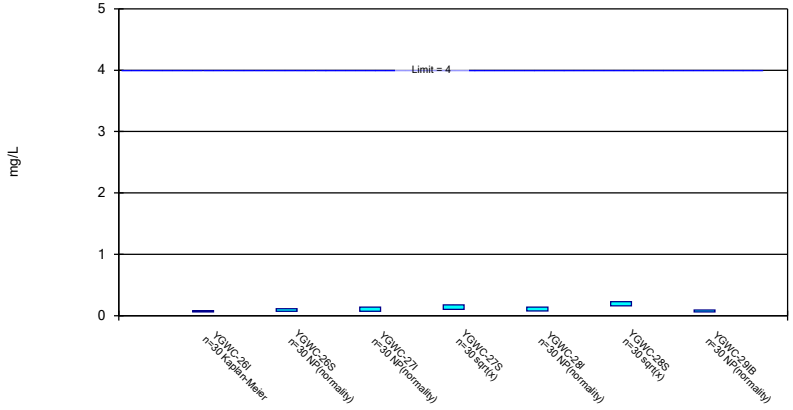

Constituent: Fluoride Analysis Run 5/13/2026 1:36 PM View: Confidence Intervals

Plant Yates Client: Southern Company Data: Yates AP-2

Sanitas™ v.10.1.06 Software licensed to Groundwater Stats Consulting. UG

Non-Parametric Confidence Interval

Compliance Limit is not exceeded. Per-well alpha = 0.01.

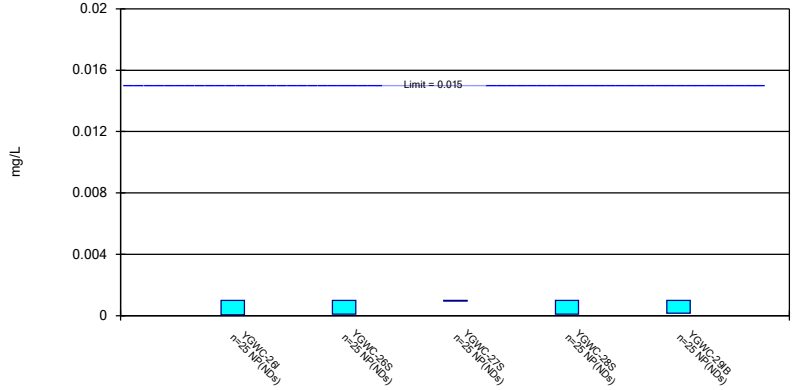

Constituent: Lead Analysis Run 5/13/2026 1:36 PM View: Confidence Intervals

Plant Yates Client: Southern Company Data: Yates AP-2

Sanitas™ v.10.1.06 Software licensed to Groundwater Stats Consulting. UG

Parametric and Non-Parametric (NP) Confidence Interval

Compliance Limit is not exceeded. Per-well alpha = 0.01. Normality Test: Shapiro Wilk, alpha based on n.

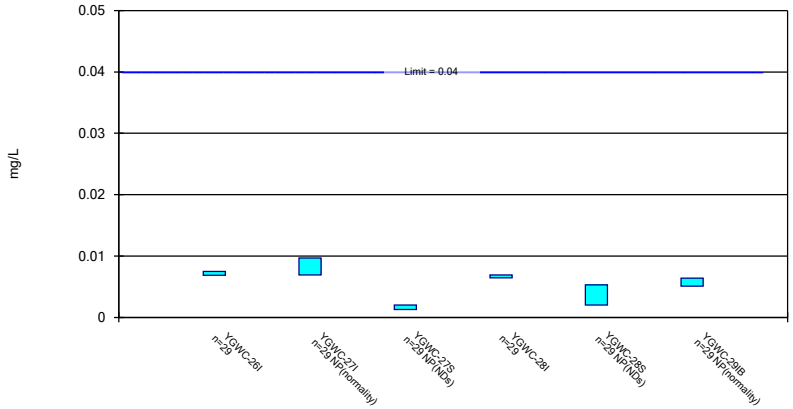

Constituent: Lithium Analysis Run 5/13/2026 1:36 PM View: Confidence Intervals

Plant Yates Client: Southern Company Data: Yates AP-2

Sanitas™ v.10.1.06 Software licensed to Groundwater Stats Consulting. UG

Non-Parametric Confidence Interval

Compliance Limit is not exceeded. Per-well alpha = 0.01.

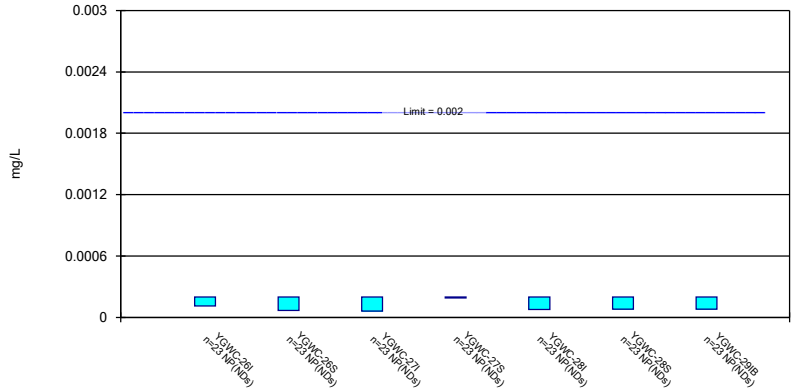

Constituent: Mercury Analysis Run 5/13/2026 1:36 PM View: Confidence Intervals

Plant Yates Client: Southern Company Data: Yates AP-2

Sanitas™ v.10.1.06 Software licensed to Groundwater Stats Consulting. UG

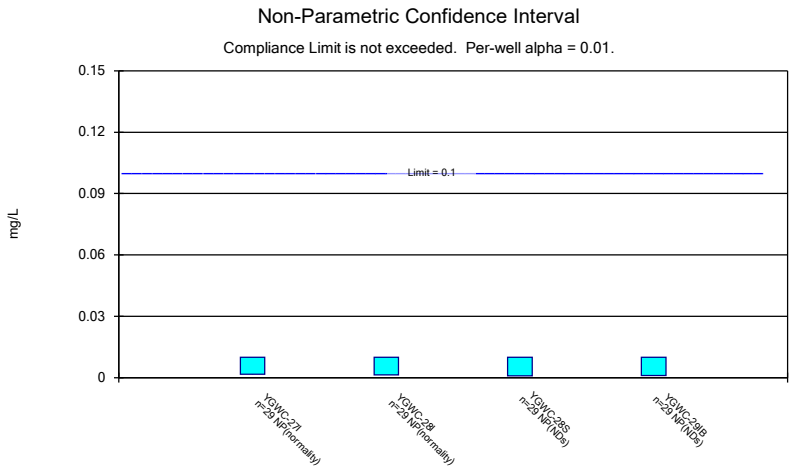

Constituent: Molybdenum Analysis Run 5/13/2026 1:36 PM View: Confidence Intervals
Plant Yates Client: Southern Company Data: Yates AP-2

Sanitas™ v.10.1.06 Software licensed to Groundwater Stats Consulting. UG

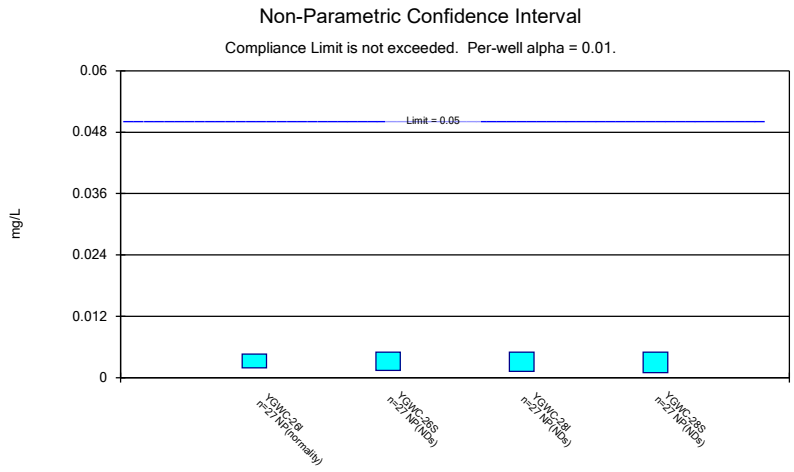

Constituent: Selenium Analysis Run 5/13/2026 1:36 PM View: Confidence Intervals
Plant Yates Client: Southern Company Data: Yates AP-2

Sanitas™ v.10.1.06 Software licensed to Groundwater Stats Consulting. UG

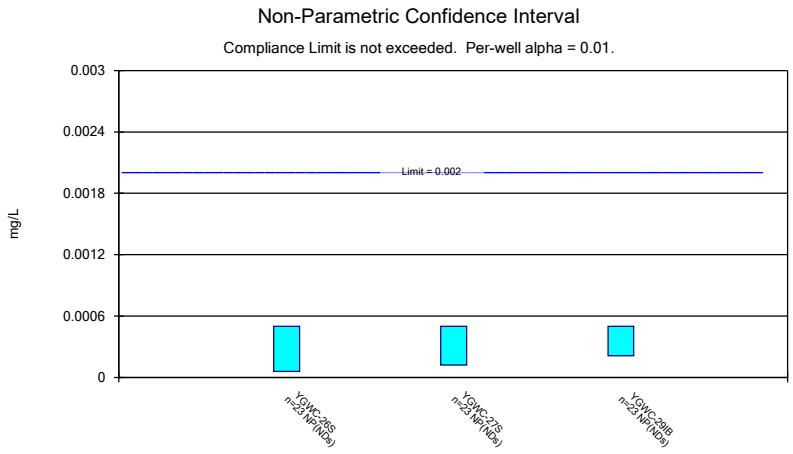

Constituent: Thallium Analysis Run 5/13/2026 1:36 PM View: Confidence Intervals
Plant Yates Client: Southern Company Data: Yates AP-2

Confidence Interval

Constituent: Antimony (mg/L) Analysis Run 5/13/2026 1:37 PM View: Confidence Intervals

Plant Yates Client: Southern Company Data: Yates AP-2

	YGWC-26I	YGWC-26S	YGWC-27I	YGWC-27S	YGWC-28I	YGWC-29IB
6/8/2016	<0.002	<0.002	<0.002	<0.002		
6/9/2016					<0.002	<0.002
8/1/2016	<0.002	<0.002	<0.002	<0.002		
8/2/2016					<0.002	<0.002
9/20/2016	<0.002	<0.002	<0.002	<0.002		
9/21/2016					<0.002	<0.002
11/7/2016	<0.002	<0.002	<0.002	<0.002		<0.002
11/8/2016					<0.002	
1/18/2017	<0.002	<0.002	<0.002		<0.002	
1/19/2017				<0.002		<0.002
2/21/2017	<0.002	<0.002				
2/22/2017				<0.002	<0.002	<0.002
2/23/2017			<0.002			
5/3/2017		<0.002				
5/5/2017					<0.002	
5/8/2017	<0.002		<0.002	<0.002		<0.002
6/30/2017			<0.002	<0.002		
7/5/2017					<0.002	<0.002
7/10/2017	<0.002	<0.002				
3/29/2018			<0.002	<0.002		<0.002
3/30/2018	<0.002	<0.002			<0.002	
2/27/2019	<0.002	<0.002	<0.002	<0.002	<0.002	<0.002
2/13/2020	0.00052 (J)	0.0016 (J)	<0.002	<0.002	<0.002	<0.002
3/19/2020		0.0017 (J)			<0.002	
3/20/2020	0.00059 (J)		0.00033 (J)	0.0003 (J)		<0.002
9/24/2020	<0.002	<0.002	<0.002	<0.002	<0.002	0.0013 (J)
2/10/2021	<0.002	<0.002	<0.002	<0.002		
2/11/2021					<0.002	
2/12/2021						<0.002
3/2/2021		<0.002				
3/3/2021	<0.002		<0.002	<0.002	<0.002	<0.002
8/19/2021		<0.002				
8/20/2021	<0.002		<0.002	<0.002	<0.002	<0.002
2/8/2022				<0.002	<0.002	<0.002
2/10/2022	<0.002	<0.002	<0.002			
8/31/2022	0.001 (J)	<0.002				
9/1/2022			<0.002	<0.002	<0.002	<0.002
2/8/2023						<0.002
2/9/2023	<0.002	<0.002	0.0014 (J)	<0.002	<0.002	
8/2/2023						<0.002
8/16/2023					0.0023 (J)	
8/17/2023	<0.002	<0.002	<0.002	<0.002		
2/21/2024			<0.002	<0.002	<0.002	
2/22/2024	<0.002	<0.002				<0.002
8/21/2024	<0.002	<0.002	<0.002			
8/22/2024				<0.002	<0.002	<0.002
2/26/2025			<0.002		<0.002	<0.002
2/27/2025	<0.002	<0.002		<0.002		
8/13/2025						<0.002
8/14/2025	<0.002	<0.002	<0.002	<0.002	<0.002	
2/18/2026	<0.002	<0.002	<0.002	<0.002		<0.002
2/19/2026					<0.002	

ND substitution: RL or RL/2 if <15% NDs.

Confidence Interval

Constituent: Antimony (mg/L) Analysis Run 5/13/2026 1:37 PM View: Confidence Intervals

Plant Yates Client: Southern Company Data: Yates AP-2

	YGWC-26I	YGWC-26S	YGWC-27I	YGWC-27S	YGWC-28I	YGWC-29IB
Mean	0.001844	0.001972	0.001909	0.001932	0.002012	0.001972
Std. Dev.	0.0004365	9.798E-05	0.0003502	0.00034	6E-05	0.00014
Upper Lim.	0.002	0.002	0.002	0.002	0.0023	0.002
Lower Lim.	0.001	0.0017	0.0014	0.0003	0.002	0.0013

Confidence Interval

Constituent: Arsenic (mg/L) Analysis Run 5/13/2026 1:37 PM View: Confidence Intervals

Plant Yates Client: Southern Company Data: Yates AP-2

	YGWC-26I	YGWC-26S	YGWC-27I	YGWC-27S	YGWC-28I	YGWC-28S	YGWC-29IB
6/8/2016	<0.002	<0.002	0.0011 (J)	<0.002			
6/9/2016					<0.002	0.00094 (J)	<0.002
8/1/2016	<0.002	<0.002	0.0009 (J)	<0.002			
8/2/2016					<0.002	<0.002	<0.002
9/20/2016	<0.002	<0.002	<0.002	<0.002			
9/21/2016					<0.002	<0.002	<0.002
11/7/2016	<0.002	<0.002	<0.002	<0.002		<0.002	<0.002
11/8/2016					<0.002		
1/18/2017	<0.002	<0.002	<0.002		<0.002	<0.002	
1/19/2017				<0.002			<0.002
2/21/2017	<0.002	<0.002				<0.002	
2/22/2017				<0.002	<0.002		<0.002
2/23/2017			<0.002				
5/3/2017		<0.002					
5/5/2017					<0.002	<0.002	
5/8/2017	<0.002		0.0006 (J)	<0.002			<0.002
6/30/2017			0.0011 (J)	0.0005 (J)			
7/5/2017					<0.002		<0.002
7/7/2017						0.0007 (J)	
7/10/2017	<0.002	<0.002					
3/29/2018			0.0006 (J)	<0.002			<0.002
3/30/2018	<0.002	<0.002			<0.002	0.00069 (J)	
6/11/2018							<0.002
6/12/2018				<0.002	<0.002	0.00075 (J)	
6/13/2018	<0.002	<0.002	<0.002				
10/2/2018	<0.002	<0.002	<0.002	<0.002			<0.002
10/3/2018					<0.002	0.0007 (J)	
2/27/2019	<0.002	<0.002	0.00069 (J)	<0.002	<0.002	<0.002	<0.002
4/1/2019			<0.002	<0.002	<0.002		<0.002
4/2/2019	<0.002	<0.002				<0.002	
9/25/2019	<0.002	<0.002					<0.002
9/26/2019			0.00058 (J)	<0.002	<0.002	0.00057 (J)	
2/13/2020	<0.002	<0.002	0.00055 (J)	<0.002	<0.002	0.00065 (J)	<0.002
3/19/2020		<0.002			<0.002	0.00051 (J)	
3/20/2020	<0.002		0.00042 (J)	<0.002			<0.002
9/24/2020	<0.002	<0.002	<0.002	<0.002	<0.002	<0.002	<0.002
2/10/2021	<0.002	<0.002	<0.002	<0.002			
2/11/2021					<0.002		
2/12/2021						<0.002	<0.002
3/2/2021		<0.002					
3/3/2021	<0.002		<0.002	<0.002	<0.002	<0.002	<0.002
8/19/2021		<0.002					
8/20/2021	<0.002		<0.002	<0.002	<0.002	<0.002	<0.002
2/8/2022				0.0019 (J)	0.0021 (J)	0.0042 (J)	0.0033 (J)
2/10/2022	0.0028 (J)	0.0032 (J)	0.004 (J)				
8/31/2022	<0.002	<0.002					
9/1/2022			<0.002	<0.002	<0.002	<0.002	<0.002
2/8/2023							<0.002
2/9/2023	0.0024 (J)	0.0022 (J)	<0.002	<0.002	<0.002	<0.002	
8/2/2023							<0.002
8/16/2023					<0.002	<0.002	
8/17/2023	<0.002	<0.002	<0.002	<0.002			

ND substitution: RL or RL/2 if <15% NDs.

Confidence Interval

Constituent: Arsenic (mg/L) Analysis Run 5/13/2026 1:37 PM View: Confidence Intervals

Plant Yates Client: Southern Company Data: Yates AP-2

	YGWC-26I	YGWC-26S	YGWC-27I	YGWC-27S	YGWC-28I	YGWC-28S	YGWC-29IB
2/21/2024			<0.002	<0.002	<0.002	<0.002	
2/22/2024	<0.002	<0.002					<0.002
8/21/2024	<0.002	<0.002	<0.002				
8/22/2024				<0.002	<0.002	<0.002	<0.002
2/26/2025			<0.002		<0.002	<0.002	<0.002
2/27/2025	<0.002	<0.002		<0.002			
8/13/2025						<0.002	<0.002
8/14/2025	<0.002	<0.002	<0.002	<0.002	<0.002		
2/18/2026	<0.002	<0.002	<0.002	<0.002			<0.002
2/19/2026					<0.002	0.00054 (J)	
Mean	0.002041	0.002048	0.001674	0.001945	0.002003	0.001664	0.002045
Std. Dev.	0.0001637	0.0002246	0.0007558	0.0002785	1.857E-05	0.000792	0.0002414
Upper Lim.	0.0024	0.0022	0.002	0.002	0.0021	0.002	0.0033
Lower Lim.	0.002	0.002	0.0011	0.0019	0.002	0.00075	0.002

ND substitution: RL or RL/2 if <15% NDs.

Confidence Interval

Constituent: Barium (mg/L) Analysis Run 5/13/2026 1:37 PM View: Confidence Intervals

Plant Yates Client: Southern Company Data: Yates AP-2

	YGWC-26I	YGWC-26S	YGWC-27I	YGWC-27S	YGWC-28I	YGWC-28S	YGWC-29IB
6/8/2016	0.068	0.029	0.081	0.12			
6/9/2016					0.1	0.22	0.082
8/1/2016	0.0688	0.0316	0.0838	0.115			
8/2/2016					0.0836	0.212	0.0781
9/20/2016	0.0663	0.0298	0.0687	0.108			
9/21/2016					0.0889	0.228	0.0782
11/7/2016	0.065	0.0289	0.0639	0.102		0.214	0.0712
11/8/2016					0.0886		
1/18/2017	0.0625	0.0278	0.0645		0.0862	0.213	
1/19/2017				0.102			0.0689
2/21/2017	0.0655	0.0282				0.222	
2/22/2017				0.106	0.0915		0.0741
2/23/2017			0.0728				
5/3/2017		0.0282					
5/5/2017					0.0891	0.219	
5/8/2017	0.0699		0.0721	0.102			0.0725
6/30/2017			0.0666	0.0963			
7/5/2017					0.0862		0.0677
7/7/2017						0.205	
7/10/2017	0.0691	0.0274					
3/29/2018			0.062	0.097			0.055
3/30/2018	0.063	0.026			0.087	0.2	
6/11/2018							0.068
6/12/2018				0.095	0.088	0.21	
6/13/2018	0.064	0.026	0.063				
10/2/2018	0.066	0.026	0.062	0.1			0.067
10/3/2018					0.092	0.22	
2/27/2019	0.065	0.027	0.066	0.096	0.086	0.21	0.067
4/1/2019			0.066	0.099	0.088		0.063
4/2/2019	0.065	0.027				0.2	
9/25/2019	0.063	0.026					0.061
9/26/2019			0.065	0.099	0.087	0.18	
2/13/2020	0.06	0.025	0.063	0.097	0.089	0.21	0.053
3/19/2020		0.027			0.089	0.2	
3/20/2020	0.063		0.062	0.095			0.057
9/24/2020	0.058	0.025	0.069	0.087	0.079	0.18	0.056
2/10/2021	0.06	0.031	0.08	0.088			
2/11/2021					0.078		
2/12/2021						0.057	0.21
3/2/2021		0.031					
3/3/2021	0.064		0.08	0.075	0.077	0.25	0.059
8/19/2021		0.023					
8/20/2021	0.063		0.083	0.082	0.079	0.24	0.057
2/8/2022				0.068	0.083	0.2	0.057
2/10/2022	0.063	0.027	0.079				
8/31/2022	0.057	0.024					
9/1/2022			0.076	0.049	0.068	0.2	0.057
2/8/2023							0.098
2/9/2023	0.058	0.028	0.076	0.049	0.07	0.22	
8/2/2023							0.1
8/16/2023					0.066	0.21	
8/17/2023	0.061	0.025	0.069	0.051			

Confidence Interval

Constituent: Barium (mg/L) Analysis Run 5/13/2026 1:37 PM View: Confidence Intervals

Plant Yates Client: Southern Company Data: Yates AP-2

	YGWC-26I	YGWC-26S	YGWC-27I	YGWC-27S	YGWC-28I	YGWC-28S	YGWC-29IB
2/21/2024			0.06	0.047	0.062	0.21	
2/22/2024	0.057	0.025					0.081
8/21/2024	0.058	0.026	0.061				
8/22/2024				0.051	0.065	0.2	0.076
2/26/2025			0.063		0.066	0.2	0.08
2/27/2025	0.058	0.026		0.05			
8/13/2025						0.18	0.075
8/14/2025	0.058	0.026	0.057	0.051	0.063		
2/18/2026	0.059	0.028	0.066	0.063			0.083
2/19/2026					0.063	0.19	
Mean	0.06269	0.0271	0.06901	0.08415	0.08066	0.2034	0.07492
Std. Dev.	0.003855	0.002087	0.007705	0.02308	0.01069	0.03239	0.02866
Upper Lim.	0.06446	0.02806	0.07254	0.09627	0.08592	0.2168	0.0782
Lower Lim.	0.06093	0.02614	0.06548	0.07696	0.07648	0.1973	0.059

Confidence Interval

Constituent: Beryllium (mg/L) Analysis Run 5/13/2026 1:37 PM View: Confidence Intervals

Plant Yates Client: Southern Company Data: Yates AP-2

	YGWC-26S	YGWC-27I	YGWC-27S
6/8/2016	<0.0004	<0.0004	<0.0004
8/1/2016	0.0002 (J)	<0.0004	<0.0004
9/20/2016	0.0001 (J)	9E-05 (J)	<0.0004
11/7/2016	0.0001 (J)	0.0001 (J)	<0.0004
1/18/2017	0.0002 (J)	0.0002 (J)	
1/19/2017			<0.0004
2/21/2017	0.0002 (J)		
2/22/2017			<0.0004
2/23/2017		0.0002 (J)	
5/3/2017	0.0002 (J)		
5/8/2017		0.0002 (J)	<0.0004
6/30/2017		0.0002 (J)	<0.0004
7/10/2017	0.0002 (J)		
3/29/2018		<0.0004	<0.0004
3/30/2018	<0.0004		
2/27/2019	0.00018 (J)	0.00022 (J)	<0.0004
4/1/2019		0.00022 (J)	<0.0004
4/2/2019	0.00015 (J)		
9/25/2019	0.00011 (J)		
9/26/2019		0.0002 (J)	<0.0004
2/13/2020	0.00015 (J)	0.00021 (J)	<0.0004
3/19/2020	0.00012 (J)		
3/20/2020		0.00023 (J)	<0.0004
9/24/2020	8.5E-05 (J)	0.00019 (J)	<0.0004
2/10/2021	0.00013 (J)	0.00014 (J)	6.6E-05 (J)
3/2/2021	0.00016 (J)		
3/3/2021		0.00013 (J)	<0.0004
8/19/2021	8.2E-05 (J)		
8/20/2021		8.6E-05 (J)	0.00011 (J)
2/8/2022			<0.0004
2/10/2022	9.3E-05 (J)	0.00013 (J)	
8/31/2022	7.4E-05 (J)		
9/1/2022		0.00012 (J)	<0.0004
2/9/2023	6.8E-05 (J)	0.0001 (J)	<0.0004
8/17/2023	<0.0004	9.5E-05 (J)	<0.0004
2/21/2024		0.00011 (J)	<0.0004
2/22/2024	<0.0004		
8/21/2024	<0.0004	<0.0004	
8/22/2024			<0.0004
2/26/2025		<0.0004	
2/27/2025	<0.0004		<0.0004
8/14/2025	<0.0004	<0.0004	<0.0004
2/18/2026	<0.0004	<0.0004	<0.0004
Mean	0.0002149	0.0002211	0.0003769
Std. Dev.	0.0001289	0.0001167	8.349E-05
Upper Lim.	0.0004	0.00023	0.0004
Lower Lim.	0.00011	0.00012	0.00011

ND substitution: RL or RL/2 if <15% NDs.

Confidence Interval

Constituent: Cadmium (mg/L) Analysis Run 5/13/2026 1:37 PM View: Confidence Intervals

Plant Yates Client: Southern Company Data: Yates AP-2

	YGWC-28I	YGWC-28S	YGWC-29IB
6/9/2016	0.00055 (J)	<0.0005	<0.0025
8/2/2016	0.0001 (J)	<0.0005	0.0001 (J)
9/21/2016	0.0001 (J)	<0.0005	0.0002 (J)
11/7/2016		<0.0005	0.0002 (J)
11/8/2016	9E-05 (J)		
1/18/2017	9E-05 (J)	<0.0005	
1/19/2017			0.0001 (J)
2/21/2017		<0.0005	
2/22/2017	0.0001 (J)		0.0001 (J)
5/5/2017	9E-05 (J)	<0.0005	
5/8/2017			0.0002 (J)
7/5/2017	0.0002 (J)		0.0002 (J)
7/7/2017		<0.0005	
3/29/2018			<0.0025
3/30/2018	<0.0005	<0.0005	
2/27/2019	0.00014 (J)	<0.0005	0.00026 (J)
4/1/2019	0.00043 (J)		0.00022 (J)
4/2/2019		<0.0005	
9/25/2019			0.00024 (J)
9/26/2019	<0.0005	<0.0005	
2/13/2020	0.00013 (J)	<0.0005	0.00018 (J)
3/19/2020	0.00016 (J)	<0.0005	
3/20/2020			0.00022 (J)
9/24/2020	0.00027 (J)	<0.0005	0.00033 (J)
2/11/2021	0.00052 (J)		
2/12/2021		0.00048 (J)	<0.0025
3/3/2021	0.00014 (J)	<0.0005	0.00029 (J)
8/20/2021	0.00027 (J)	<0.0005	0.00027 (J)
2/8/2022	0.00033 (J)	<0.0005	0.00019 (J)
9/1/2022	0.00017 (J)	<0.0005	0.0002 (J)
2/8/2023			0.00028 (J)
2/9/2023	<0.0005	<0.0005	
8/2/2023			0.00016 (J)
8/16/2023	<0.0005	<0.0005	
2/21/2024	<0.0005	<0.0005	
2/22/2024			0.00012 (J)
8/22/2024	0.00016 (J)	<0.0005	0.00014 (J)
2/26/2025	0.00014 (J)	<0.0005	0.00013 (J)
8/13/2025		<0.0005	0.00013 (J)
8/14/2025	0.00013 (J)		
2/18/2026			0.00014 (J)
2/19/2026	0.00016 (J)	<0.0005	
Mean	0.0002581	0.0004993	0.0003093
Std. Dev.	0.0001705	3.849E-06	0.0003443
Upper Lim.	0.00043	0.0005	0.00027
Lower Lim.	0.00013	0.00048	0.00014

ND substitution: RL or RL/2 if <15% NDs.

Confidence Interval

Constituent: Chromium (mg/L) Analysis Run 5/13/2026 1:37 PM View: Confidence Intervals

Plant Yates Client: Southern Company Data: Yates AP-2

	YGWC-26I	YGWC-26S	YGWC-27I	YGWC-27S	YGWC-28I	YGWC-28S	YGWC-29IB
6/8/2016	<0.005	<0.005	<0.005	<0.005			
6/9/2016					<0.005	<0.005	<0.005
8/1/2016	0.0008 (J)	0.0026 (J)	<0.005	<0.005			
8/2/2016					0.0005 (J)	0.0005 (J)	0.0005 (J)
9/20/2016	<0.005	0.001 (J)	<0.005	<0.005			
9/21/2016					<0.005	<0.005	<0.005
11/7/2016	<0.005	0.0013 (J)	<0.005	<0.005		<0.005	<0.005
11/8/2016					<0.005		
1/18/2017	<0.005	0.002 (J)	<0.005		<0.005	<0.005	
1/19/2017				<0.005			<0.005
2/21/2017	<0.005	0.0019 (J)				<0.005	
2/22/2017				<0.005	<0.005		<0.005
2/23/2017			<0.005				
5/3/2017		0.0037 (J)					
5/5/2017					<0.005	<0.005	
5/8/2017	0.0006 (J)		<0.005	<0.005			<0.005
6/30/2017			<0.005	<0.005			
7/5/2017					<0.005		<0.005
7/7/2017						<0.005	
7/10/2017	0.0005 (J)	0.0025 (J)					
3/29/2018			<0.005	<0.005			<0.005
3/30/2018	<0.005	<0.005			<0.005	<0.005	
2/27/2019	0.0049 (J)	0.0055 (J)	<0.005	0.015	<0.005	<0.005	<0.005
4/1/2019			<0.005	<0.005	<0.005		<0.005
4/2/2019	<0.005	0.003 (J)				<0.005	
9/25/2019	0.00048 (J)	0.0012 (J)					<0.005
9/26/2019			<0.005	<0.005	0.00044 (J)	<0.005	
2/13/2020	0.00044 (J)	0.0012 (J)	<0.005	<0.005	0.00047 (J)	<0.005	<0.005
3/19/2020		0.0018 (J)			<0.005	0.00049 (J)	
3/20/2020	0.0009 (J)		<0.005	0.0005 (J)			<0.005
9/24/2020	0.00067 (J)	0.00068 (J)	<0.005	0.00057 (J)	<0.005	0.0006 (J)	<0.005
2/10/2021	0.00065 (J)	0.00091 (J)	<0.005	0.0027 (J)			
2/11/2021					<0.005		
2/12/2021						<0.005	<0.005
3/2/2021		0.001 (J)					
3/3/2021	<0.005		<0.005	0.00058 (J)	<0.005	<0.005	<0.005
8/19/2021		0.0012 (J)					
8/20/2021	<0.005		0.012	0.0041 (J)	<0.005	<0.005	<0.005
2/8/2022				<0.005	<0.005	<0.005	<0.005
2/10/2022	<0.005	<0.005	<0.005				
8/31/2022	<0.005	<0.005					
9/1/2022			<0.005	<0.005	<0.005	<0.005	<0.005
2/8/2023							<0.005
2/9/2023	<0.005	<0.005	<0.005	<0.005	<0.005	0.0034 (J)	
8/2/2023							<0.005
8/16/2023					<0.005	<0.005	
8/17/2023	<0.005	<0.005	<0.005	<0.005			
2/21/2024			<0.005	<0.005	<0.005	<0.005	
2/22/2024	<0.005	<0.005					<0.005
8/21/2024	<0.005	<0.005	<0.005				
8/22/2024				<0.005	<0.005	<0.005	<0.005
2/26/2025			<0.005		<0.005	<0.005	<0.005

ND substitution: RL or RL/2 if <15% NDs.

Confidence Interval

Constituent: Chromium (mg/L) Analysis Run 5/13/2026 1:37 PM View: Confidence Intervals

Plant Yates Client: Southern Company Data: Yates AP-2

	YGWC-26I	YGWC-26S	YGWC-27I	YGWC-27S	YGWC-28I	YGWC-28S	YGWC-29IB
2/27/2025	<0.005	<0.005		<0.005			
8/13/2025						<0.005	0.0017 (J)
8/14/2025	<0.005	<0.005	<0.005	<0.005	<0.005		
2/18/2026	0.00048 (J)	0.00033 (J)	<0.005	<0.005			0.00034 (J)
2/19/2026					<0.005	0.00026 (J)	
Mean	0.003534	0.00303	0.005259	0.004757	0.004497	0.004269	0.004539
Std. Dev.	0.002107	0.001842	0.001347	0.002511	0.001451	0.001647	0.001346
Upper Lim.	0.005	0.005	0.012	0.005	0.005	0.005	0.005
Lower Lim.	0.00067	0.0012	0.005	0.0041	0.0005	0.0034	0.0017

ND substitution: RL or RL/2 if <15% NDs.

Confidence Interval

Constituent: Cobalt (mg/L) Analysis Run 5/13/2026 1:37 PM View: Confidence Intervals

Plant Yates Client: Southern Company Data: Yates AP-2

	YGWC-26S	YGWC-27I	YGWC-27S	YGWC-28I	YGWC-28S	YGWC-29IB
6/8/2016	0.0032	0.0016 (J)	0.0024 (J)			
6/9/2016				0.00042 (J)	0.00085 (J)	0.00052 (J)
8/1/2016	0.003 (J)	0.0014 (J)	0.0026 (J)			
8/2/2016				<0.005	0.0008 (J)	0.0006 (J)
9/20/2016	0.003 (J)	0.002 (J)	0.0026 (J)			
9/21/2016				<0.005	0.0008 (J)	0.0007 (J)
11/7/2016	0.0025 (J)	0.0016 (J)	0.0025 (J)		0.001 (J)	<0.005
11/8/2016				<0.005		
1/18/2017	0.0022 (J)	0.0017 (J)		<0.005	0.001 (J)	
1/19/2017			0.0024 (J)			<0.005
2/21/2017	0.0022 (J)				0.0011 (J)	
2/22/2017			0.0023 (J)	<0.005		<0.005
2/23/2017		0.002 (J)				
5/3/2017	0.002 (J)					
5/5/2017				<0.005	0.0012 (J)	
5/8/2017		0.0029 (J)	0.0023 (J)			<0.005
6/30/2017		0.0044 (J)	0.0022 (J)			
7/5/2017				<0.005		0.0003 (J)
7/7/2017					0.0012 (J)	
7/10/2017	0.002 (J)					
3/29/2018		0.051	<0.01			<0.005
3/30/2018	<0.005			<0.005	<0.005	
6/11/2018						<0.005
6/12/2018			0.0025 (J)	<0.005	0.0011 (J)	
6/13/2018	0.0017 (J)	0.092				
10/2/2018	0.0016 (J)	0.078	0.0023 (J)			<0.005
10/3/2018				<0.005	0.0013 (J)	
2/27/2019	0.0017 (J)	0.035	0.0024 (J)	<0.005	0.00093 (J)	<0.005
4/1/2019		0.025	0.0023 (J)	<0.005		<0.005
4/2/2019	0.0022 (J)				0.0011 (J)	
9/25/2019	0.0033 (J)					<0.005
9/26/2019		0.014	0.0021 (J)	<0.005	0.00098 (J)	
2/13/2020	0.0019 (J)	0.012	0.0026 (J)	<0.005	0.00092 (J)	<0.005
3/19/2020	0.0021 (J)			<0.005	0.00093 (J)	
3/20/2020		0.014	0.0022 (J)			<0.005
9/24/2020	0.0011 (J)	0.0076	0.0021 (J)	<0.005	0.00085 (J)	<0.005
2/10/2021	0.0017 (J)	0.0048 (J)	0.0025 (J)			
2/11/2021				<0.005		
2/12/2021					<0.005	0.00094 (J)
3/2/2021	0.0021 (J)					
3/3/2021		0.0042 (J)	0.0017 (J)	<0.005	0.001 (J)	<0.005
8/19/2021	0.0017 (J)					
8/20/2021		0.0034 (J)	0.0027 (J)	<0.005	0.00097 (J)	<0.005
2/8/2022			0.0017 (J)	<0.005	0.00091 (J)	<0.005
2/10/2022	0.0026 (J)	0.0051				
8/31/2022	0.0026 (J)					
9/1/2022		0.0096	0.0015 (J)	<0.005	0.00071 (J)	<0.005
2/8/2023						0.0053
2/9/2023	0.0017 (J)	0.0083	0.0015 (J)	<0.005	0.00074 (J)	
8/2/2023						0.0027 (J)
8/16/2023				<0.005	0.0008 (J)	
8/17/2023	0.00088 (J)	0.0079	0.0014 (J)			

ND substitution: RL or RL/2 if <15% NDs.

Confidence Interval

Constituent: Cobalt (mg/L) Analysis Run 5/13/2026 1:37 PM View: Confidence Intervals

Plant Yates Client: Southern Company Data: Yates AP-2

	YGWC-26S	YGWC-27I	YGWC-27S	YGWC-28I	YGWC-28S	YGWC-29IB
2/21/2024		0.016	0.0016 (J)	<0.005	0.00074 (J)	
2/22/2024	0.0012 (J)					0.0071
8/21/2024	0.00094 (J)	0.012				
8/22/2024			0.0014 (J)	<0.005	0.00085 (J)	0.0061
2/26/2025		0.014		<0.005	<0.005	0.0063
2/27/2025	<0.005		0.0017 (J)			
8/13/2025					<0.005	0.0063
8/14/2025	<0.005	0.019	0.0013 (J)	<0.005		
2/18/2026	0.00091 (J)	0.0072	0.0016 (J)			0.0065
2/19/2026				0.00014 (J)	0.00099 (J)	
Mean	0.002053	0.01578	0.002186	0.004674	0.001164	0.004426
Std. Dev.	0.0006694	0.02214	0.0006958	0.001218	0.0005621	0.001923
Upper Lim.	0.002359	0.01361	0.002388	0.005	0.0011	0.0053
Lower Lim.	0.001746	0.004678	0.001847	0.00042	0.00085	0.0027

ND substitution: RL or RL/2 if <15% NDs.

Confidence Interval

Constituent: Combined Radium 226 + 228 (pCi/L) Analysis Run 5/13/2026 1:37 PM View: Confidence Intervals

Plant Yates Client: Southern Company Data: Yates AP-2

	YGWC-26I	YGWC-26S	YGWC-27I	YGWC-27S	YGWC-28I	YGWC-28S	YGWC-29IB
6/8/2016	6.68 (o)	0.677	1.81	0.257 (U)			
6/9/2016					0.194 (U)	0.715	0.523
8/1/2016	0.606	0.457	3.79	0.453			
8/2/2016					0.331	0.526	1.25
9/20/2016	0.565	0.555	3.12	1.27			
9/21/2016					0.335	0.176	1.21
11/7/2016	0.773	0.647	2.66	0.877		0.609	1.16
11/8/2016					0.245		
1/18/2017	0.263 (U)	0.6 (U)	3.44		0.261 (U)	0.0752 (U)	
1/19/2017				0.764 (U)			0.933 (U)
2/21/2017	1.06	1.11				0.404	
2/22/2017				1.26	0.516		1.45
2/23/2017			4.73				
5/3/2017		0.654					
5/5/2017					0.713	0.868	
5/8/2017	0.291		3.87	0.789			0.21
6/30/2017			2.85	0.592 (U)			
7/5/2017					0.292 (U)		0.62 (U)
7/7/2017						1.29	
7/10/2017	0.912	0.649 (U)					
3/29/2018			1.41	0.916			1.37
3/30/2018	0.23	0.501			0.948	0.195	
6/11/2018							1.27 (U)
6/12/2018				0.666 (U)	0.869 (U)	1.02 (U)	
6/13/2018	0.427 (U)	1.09 (U)	3.69				
10/2/2018	1.41 (U)	0.747 (U)	4.5	0.774 (U)			0.442 (U)
10/3/2018					0.864 (U)	0.713 (U)	
2/27/2019	0.614 (U)	1.27	4.69	1.19	0.947 (U)	0.543 (U)	0.902 (U)
4/1/2019			5	0.777 (U)	0.162 (U)		0.584 (U)
4/2/2019	0.84 (U)	0.708 (U)				0.521 (U)	
9/25/2019	1.01 (U)	1.18 (U)					1.03 (U)
9/26/2019			3.37	1.01 (U)	1.06 (U)	1.16	
2/13/2020	1.86	0.178 (U)	4.48	0.961 (U)	1.12 (U)	1.04	0.806 (U)
3/19/2020		0.796 (U)			0.913 (U)	1.01 (U)	
3/20/2020	2.03		4.13	1.5			1.42
9/24/2020	1.47	1.14	3.42	1.49	0.47	1.25	1.44
2/10/2021	0.513 (U)	0.41 (U)	2.47	0.663 (U)			
2/11/2021					1.07		
2/12/2021						0.419 (U)	0.826
3/2/2021		0.394 (U)					
3/3/2021	0.419 (U)		1.39	0.327 (U)	0.261 (U)	1.04	0.955
8/19/2021		0.531 (U)					
8/20/2021	0.596 (U)		1.36	0.542 (U)	0.656 (U)	1.34	0.314 (U)
2/8/2022				0.781 (U)	1.07 (U)	0.964	0.104 (U)
2/10/2022	0.149 (U)	0.431 (U)	1.23				
8/31/2022	0.179 (U)	0.602 (U)					
9/1/2022			2.93	0.147 (U)	0.602 (U)	0.127 (U)	0.445 (U)
2/8/2023							0.963 (U)
2/9/2023	1.05 (U)	0.46 (U)	2.56	0.348 (U)	0.164 (U)	0.733 (U)	
8/2/2023							1.23
8/16/2023					0.62 (U)	0.837 (U)	
8/17/2023	0.635 (U)	0.734 (U)	3.48	0.509 (U)			

Confidence Interval

Constituent: Combined Radium 226 + 228 (pCi/L) Analysis Run 5/13/2026 1:37 PM View: Confidence Intervals

Plant Yates Client: Southern Company Data: Yates AP-2

	YGWC-26I	YGWC-26S	YGWC-27I	YGWC-27S	YGWC-28I	YGWC-28S	YGWC-29IB
2/21/2024			3.26	0.669 (U)	0.447 (U)	0.781 (U)	
2/22/2024	0.745 (U)	0.303 (U)					0.871 (U)
8/21/2024	0.442 (U)	0.78 (U)	2.97				
8/22/2024				0.428 (U)	0.762 (U)	0.58 (U)	0.459 (U)
2/26/2025			2.96		0.755 (U)	1.16 (U)	1.3 (U)
2/27/2025	0.179 (U)	0.425 (U)		0.614 (U)			
8/13/2025						0.362 (U)	0.226 (U)
8/14/2025	0.373 (U)	0.129 (U)	3.14	0.476 (U)	0.377 (U)		
2/18/2026	0.788 (U)	0.729 (U)	1.68	0.26 (U)			0.363 (U)
2/19/2026					0.42 (U)	0.945 (U)	
Mean	0.7296	0.6513	3.117	0.7348	0.6015	0.738	0.8509
Std. Dev.	0.4888	0.2888	1.079	0.3589	0.3129	0.3633	0.4173
Upper Lim.	0.8815	0.7836	3.611	0.8993	0.7449	0.9045	1.042
Lower Lim.	0.4647	0.519	2.623	0.5704	0.4582	0.5716	0.6597

Confidence Interval

Constituent: Fluoride (mg/L) Analysis Run 5/13/2026 1:37 PM View: Confidence Intervals

Plant Yates Client: Southern Company Data: Yates AP-2

	YGWC-26I	YGWC-26S	YGWC-27I	YGWC-27S	YGWC-28I	YGWC-28S	YGWC-29IB
6/8/2016	0.094 (J)	<0.1	0.086 (J)	0.12 (J)			
6/9/2016					0.098 (J)	0.16 (J)	0.085 (J)
8/1/2016	0.08 (J)	0.24 (J)	0.14 (J)	0.22 (J)			
8/2/2016					0.38	0.5	0.09 (J)
9/20/2016	0.05 (J)	0.03 (J)	<0.3	0.32			
9/21/2016					0.08 (J)	0.25 (J)	0.09 (J)
11/7/2016	0.12 (J)	0.44	0.12 (J)	0.2 (J)		0.27 (J)	0.11 (J)
11/8/2016					0.24 (J)		
1/18/2017	0.11 (J)	0.07 (J)	0.08 (J)		0.12 (J)	0.34	
1/19/2017				0.25 (J)			0.06 (J)
2/21/2017	0.1 (J)	0.11 (J)				0.27 (J)	
2/22/2017				0.21 (J)	0.15 (J)		0.09 (J)
2/23/2017			0.08 (J)				
5/3/2017		0.16 (J)					
5/5/2017					0.08 (J)	0.2 (J)	
5/8/2017	0.08 (J)		0.07 (J)	0.19 (J)			0.06 (J)
6/30/2017			0.03 (J)	0.2 (J)			
7/5/2017					0.11 (J)		0.08 (J)
7/7/2017						0.18 (J)	
7/10/2017	0.04 (J)	0.04 (J)					
10/5/2017					0.08 (J)		0.09 (J)
10/6/2017				0.15 (J)			
10/9/2017			0.07 (J)			0.25 (J)	
10/10/2017	<0.1	<0.1					
3/29/2018			<0.3	0.49			<0.3
3/30/2018	<0.1	0.35			<0.3	<0.3	
6/11/2018							<0.3
6/12/2018				0.037 (J)	<0.3	0.13 (J)	
6/13/2018	0.088 (J)	0.044 (J)	<0.3				
10/2/2018	<0.1	<0.1	<0.3	<0.1			<0.3
10/3/2018					<0.3	0.31	
2/27/2019	<0.1	<0.1	<0.3	0.14 (J)	0.14 (J)	0.22 (J)	0.15 (J)
4/1/2019			0.034 (J)	0.088 (J)	0.078 (J)		0.059 (J)
4/2/2019	0.071 (J)	<0.1				0.14 (J)	
9/25/2019	0.064 (J)	<0.1					0.054 (J)
9/26/2019			0.14 (J)	0.22 (J)	0.29 (J)	0.28 (J)	
2/13/2020	<0.1	<0.1	<0.3	0.11 (J)	0.14 (J)	0.18 (J)	0.053 (J)
3/19/2020		<0.1			0.07 (J)	0.16 (J)	
3/20/2020	0.06 (J)		<0.3	0.097 (J)			0.057 (J)
9/24/2020	0.053 (J)	<0.1	0.059 (J)	0.092 (J)	0.073 (J)	0.16	0.06 (J)
2/10/2021	0.05 (J)	<0.1	0.055 (J)	0.084 (J)			
2/11/2021					0.066 (J)		
2/12/2021						0.069 (J)	0.17
3/2/2021		<0.1					
3/3/2021	0.05 (J)		0.058 (J)	<0.1	0.072 (J)	0.13	0.056 (J)
8/19/2021		<0.1					
8/20/2021	<0.1		0.091 (J)	0.11	0.11	0.2	0.069 (J)
2/8/2022				0.087 (J)	0.063 (J)	0.14	0.053 (J)
2/10/2022	<0.1	<0.1	0.059 (J)				
8/31/2022	0.082 (J)	0.076 (J)					
9/1/2022			0.1	0.12	0.11	0.16	0.091 (J)
2/8/2023							0.092 (J)

ND substitution: RL or RL/2 if <15% NDs.

Confidence Interval

Constituent: Fluoride (mg/L) Analysis Run 5/13/2026 1:37 PM View: Confidence Intervals

Plant Yates Client: Southern Company Data: Yates AP-2

	YGWC-26I	YGWC-26S	YGWC-27I	YGWC-27S	YGWC-28I	YGWC-28S	YGWC-29IB
2/9/2023	0.088 (J)	0.07 (J)	0.1	0.12	0.14	0.18	
8/2/2023							0.054 (J)
8/16/2023					0.078 (J)	0.18	
8/17/2023	0.073 (J)	0.06 (J)	0.081 (J)	0.098 (J)			
2/21/2024			0.082 (J)	0.11	0.096 (J)	0.15	
2/22/2024	0.057 (J)	<0.1					0.075 (J)
8/21/2024	0.098 (J)	<0.1	0.12				
8/22/2024				0.075 (J)	0.08 (J)	0.14	0.071 (J)
2/26/2025			0.059 (J)		0.067 (J)	0.13	0.059 (J)
2/27/2025	0.087 (J)	0.069 (J)		0.12			
8/13/2025						0.16	0.097 (J)
8/14/2025	0.081 (J)	0.06 (J)	0.089 (J)	0.099 (J)	0.098 (J)		
2/18/2026	0.082 (J)	0.059 (J)	0.096 (J)	0.12			0.099 (J)
2/19/2026					0.12	0.18	
Mean	0.08193	0.1126	0.1333	0.1459	0.1226	0.199	0.08747
Std. Dev.	0.02088	0.0864	0.09694	0.092	0.07028	0.08324	0.03449
Upper Lim.	0.08214	0.11	0.14	0.1724	0.14	0.2271	0.092
Lower Lim.	0.06186	0.07	0.07	0.102	0.078	0.1597	0.059

ND substitution: RL or RL/2 if <15% NDs.

Confidence Interval

Constituent: Lead (mg/L) Analysis Run 5/13/2026 1:37 PM View: Confidence Intervals

Plant Yates Client: Southern Company Data: Yates AP-2

	YGWC-26I	YGWC-26S	YGWC-27S	YGWC-28S	YGWC-29IB
6/8/2016	<0.001	<0.001	0.0012 (J)		
6/9/2016				<0.001	<0.001
8/1/2016	<0.001	<0.001	<0.001		
8/2/2016				<0.001	<0.001
9/20/2016	<0.001	<0.001	0.0002 (J)		
9/21/2016				<0.001	<0.001
11/7/2016	<0.001	<0.001	<0.001	<0.001	<0.001
1/18/2017	<0.001	<0.001		<0.001	
1/19/2017			<0.001		<0.001
2/21/2017	<0.001	<0.001		<0.001	
2/22/2017			<0.001		<0.001
5/3/2017		0.0001 (J)			
5/5/2017				9E-05 (J)	
5/8/2017	<0.001		<0.001		<0.001
6/30/2017			<0.001		
7/5/2017					<0.001
7/7/2017				7E-05 (J)	
7/10/2017	<0.001	8E-05 (J)			
3/29/2018			<0.001		<0.001
3/30/2018	<0.001	<0.001		<0.001	
2/27/2019	<0.001	<0.001	<0.001	<0.001	<0.001
2/13/2020	<0.001	<0.001	6.2E-05 (J)	5.4E-05 (J)	<0.001
3/19/2020		0.0001 (J)		7.5E-05 (J)	
3/20/2020	5.9E-05 (J)		8.5E-05 (J)		<0.001
9/24/2020	<0.001	6.4E-05	0.00037 (J)	6.3E-05	9.5E-05
2/10/2021	5.1E-05 (J)	5E-05 (J)	0.00072 (J)		
2/12/2021				5.2E-05 (J)	6.6E-05 (J)
3/2/2021		5.6E-05 (J)			
3/3/2021	<0.001		<0.001	<0.001	0.00016 (J)
8/19/2021		<0.001			
8/20/2021	<0.001		0.00096 (J)	<0.001	<0.001
2/8/2022			<0.001	<0.001	<0.001
2/10/2022	<0.001	<0.001			
8/31/2022	<0.001	<0.001			
9/1/2022			<0.001	<0.001	<0.001
2/8/2023					<0.001
2/9/2023	<0.001	<0.001	<0.001	<0.001	
8/2/2023					<0.001
8/16/2023				<0.001	
8/17/2023	<0.001	<0.001	<0.001		
2/21/2024			<0.001	<0.001	
2/22/2024	<0.001	<0.001			<0.001
8/21/2024	<0.001	<0.001			
8/22/2024			<0.001	<0.001	<0.001
2/26/2025				<0.001	<0.001
2/27/2025	<0.001	<0.001	<0.001		
8/13/2025				<0.001	<0.001
8/14/2025	<0.001	<0.001	<0.001		
2/18/2026	<0.001	<0.001	<0.001		<0.001
2/19/2026				<0.001	
Mean	0.0009244	0.000778	0.0008639	0.0007762	0.0008928
Std. Dev.	0.0002617	0.0004033	0.0003169	0.0004066	0.0002965

ND substitution: RL or RL/2 if <15% NDs.

Confidence Interval

Constituent: Lead (mg/L) Analysis Run 5/13/2026 1:37 PM View: Confidence Intervals

Plant Yates Client: Southern Company Data: Yates AP-2

	YGWC-26I	YGWC-26S	YGWC-27S	YGWC-28S	YGWC-29IB
Upper Lim.	0.001	0.001	0.001	0.001	0.001
Lower Lim.	5.9E-05	0.0001	0.00096	9E-05	0.00016

Confidence Interval

Constituent: Lithium (mg/L) Analysis Run 5/13/2026 1:37 PM View: Confidence Intervals

Plant Yates Client: Southern Company Data: Yates AP-2

	YGWC-26I	YGWC-27I	YGWC-27S	YGWC-28I	YGWC-28S	YGWC-29IB
6/8/2016	0.007	0.0067	<0.002			
6/9/2016				0.0073	<0.002	0.0075
8/1/2016	0.0068 (J)	0.008 (J)	<0.002			
8/2/2016				0.0073 (J)	<0.002	0.0078 (J)
9/20/2016	0.0062 (J)	0.0111 (J)	<0.002			
9/21/2016				0.0067 (J)	<0.002	0.0074 (J)
11/7/2016	0.0057 (J)	0.0097 (J)	<0.002		<0.002	0.0057 (J)
11/8/2016				0.0072 (J)		
1/18/2017	0.0066 (J)	0.01 (J)		0.0067 (J)	<0.002	
1/19/2017			<0.002			0.0055 (J)
2/21/2017	0.0067 (J)				<0.002	
2/22/2017			<0.002	0.0064 (J)		0.0063 (J)
2/23/2017		0.0099 (J)				
5/5/2017				0.007 (J)	<0.002	
5/8/2017	0.007 (J)	0.0086 (J)	<0.002			0.0066 (J)
6/30/2017		0.0108 (J)	<0.002			
7/5/2017				0.0072 (J)		0.0058 (J)
7/7/2017					<0.002	
7/10/2017	0.0064 (J)					
3/29/2018		0.011 (J)	<0.002			0.0049 (J)
3/30/2018	0.0068 (J)			0.007 (J)	<0.002	
6/11/2018						0.0064 (J)
6/12/2018			<0.002	0.0073 (J)	<0.002	
6/13/2018	0.0071 (J)	0.014 (J)				
10/2/2018	0.0064 (J)	0.012 (J)	<0.002			0.006 (J)
10/3/2018				0.0069 (J)	<0.002	
2/27/2019	0.0069 (J)	0.0096 (J)	<0.002	0.0063 (J)	<0.002	0.0053 (J)
4/1/2019		0.0082 (J)	<0.002	0.0065 (J)		0.0052 (J)
4/2/2019	0.0064 (J)				<0.002	
9/25/2019	0.0073 (J)					0.0057 (J)
9/26/2019		0.0075 (J)	<0.002	0.0064 (J)	<0.002	
2/13/2020	0.0073 (J)	0.0079 (J)	<0.002	0.0069 (J)	<0.002	0.0057 (J)
3/19/2020				0.007 (J)	<0.002	
3/20/2020	0.0072 (J)	0.0091 (J)	<0.002			0.0051 (J)
9/24/2020	0.0074 (J)	0.0075 (J)	<0.002	0.0065 (J)	<0.002	0.005 (J)
2/10/2021	0.0067 (J)	0.0067 (J)	0.00081 (J)			
2/11/2021				0.007 (J)		
2/12/2021					0.0053 (J)	<0.03
3/3/2021	0.0077 (J)	0.0066 (J)	<0.002	0.0063 (J)	<0.002	0.0054 (J)
8/20/2021	0.0079 (J)	0.0066 (J)	0.0013 (J)	0.0072 (J)	<0.002	0.0056 (J)
2/8/2022			<0.002	0.0076 (J)	<0.002	0.0064 (J)
2/10/2022	0.0086 (J)	0.0072 (J)				
8/31/2022	0.0074 (J)					
9/1/2022		0.0069 (J)	<0.002	0.0066 (J)	<0.002	0.0051 (J)
2/8/2023						0.012 (J)
2/9/2023	0.0075 (J)	0.0069 (J)	<0.002	0.0066 (J)	<0.002	
8/2/2023						0.013 (J)
8/16/2023				0.0058 (J)	<0.002	
8/17/2023	0.0077 (J)	0.0067 (J)	<0.002			
2/21/2024		0.007 (J)	<0.002	0.0056 (J)	<0.002	
2/22/2024	0.0078 (J)					0.0051 (J)
8/21/2024	0.0072 (J)	0.0068 (J)				

ND substitution: RL or RL/2 if <15% NDs.

Confidence Interval

Constituent: Lithium (mg/L) Analysis Run 5/13/2026 1:37 PM View: Confidence Intervals

Plant Yates Client: Southern Company Data: Yates AP-2

	YGWC-26I	YGWC-27I	YGWC-27S	YGWC-28I	YGWC-28S	YGWC-29IB
8/22/2024			<0.002	0.006 (J)	<0.002	0.0044 (J)
2/26/2025		0.00778 (J)		0.00668 (J)	<0.002	0.00486 (J)
2/27/2025	0.008 (J)		<0.002			
8/13/2025					<0.002	0.00454
8/14/2025	0.00763	0.00752	<0.002	0.00556		
2/18/2026	0.0084	0.00683	<0.002			0.0051
2/19/2026				0.00679	<0.002	
Mean	0.007163	0.008453	0.001935	0.006701	0.002114	0.006497
Std. Dev.	0.0006616	0.001926	0.0002523	0.0005175	0.0006128	0.002541
Upper Lim.	0.007466	0.0097	0.002	0.006938	0.0053	0.0064
Lower Lim.	0.00686	0.0069	0.0013	0.006464	0.002	0.0051

ND substitution: RL or RL/2 if <15% NDs.

Confidence Interval

Constituent: Mercury (mg/L) Analysis Run 5/13/2026 1:37 PM View: Confidence Intervals

Plant Yates Client: Southern Company Data: Yates AP-2

	YGWC-26I	YGWC-26S	YGWC-27I	YGWC-27S	YGWC-28I	YGWC-28S	YGWC-29IB
6/8/2016	<0.0002	<0.0002	<0.0002	<0.0002			
6/9/2016					7.8E-05 (J)	8.1E-05 (J)	8.1E-05 (J)
8/1/2016	<0.0002	<0.0002	<0.0002	<0.0002			
8/2/2016					<0.0002	<0.0002	<0.0002
9/20/2016	<0.0002	<0.0002	<0.0002	<0.0002			
9/21/2016					<0.0002	<0.0002	<0.0002
11/7/2016	<0.0002	<0.0002	<0.0002	<0.0002		<0.0002	<0.0002
11/8/2016					<0.0002		
1/18/2017	<0.0002	<0.0002	<0.0002		<0.0002	<0.0002	
1/19/2017				<0.0002			<0.0002
2/21/2017	<0.0002	<0.0002				<0.0002	
2/22/2017				<0.0002	<0.0002		<0.0002
2/23/2017			<0.0002				
5/3/2017		<0.0002					
5/5/2017					<0.0002	<0.0002	
5/8/2017	<0.0002		<0.0002	<0.0002			<0.0002
6/30/2017			6E-05 (J)	0.0001 (J)			
7/5/2017					<0.0002		<0.0002
7/7/2017						<0.0002	
7/10/2017	<0.0002	<0.0002					
3/29/2018			<0.0002	<0.0002			<0.0002
3/30/2018	<0.0002	<0.0002			<0.0002	<0.0002	
2/27/2019	5.1E-05 (J)	4.9E-05 (J)	5.4E-05 (J)	4.9E-05 (J)	4.8E-05 (J)	5.2E-05 (J)	4.7E-05 (J)
4/1/2019			4.5E-05 (J)	4.1E-05 (J)	<0.0002		3.9E-05 (J)
4/2/2019	5.1E-05 (J)	6.6E-05 (J)				<0.0002	
9/25/2019	<0.0002	<0.0002					<0.0002
9/26/2019			<0.0002	<0.0002	<0.0002	<0.0002	
2/13/2020	<0.0002	<0.0002	<0.0002	<0.0002	<0.0002	<0.0002	<0.0002
2/10/2021	<0.0002	<0.0002	<0.0002	<0.0002			
2/11/2021					<0.0002		
2/12/2021						<0.0002	<0.0002
2/8/2022				<0.0002	<0.0002	<0.0002	<0.0002
2/10/2022	<0.0002	<0.0002	<0.0002				
8/31/2022	<0.0002	<0.0002					
9/1/2022			<0.0002	0.00019 (J)	<0.0002	<0.0002	<0.0002
2/8/2023							<0.0002
2/9/2023	<0.0002	<0.0002	<0.0002	<0.0002	<0.0002	<0.0002	
8/2/2023							<0.0002
8/16/2023					<0.0002	<0.0002	
8/17/2023	<0.0002	<0.0002	<0.0002	<0.0002			
2/21/2024			<0.0002	<0.0002	<0.0002	<0.0002	
2/22/2024	<0.0002	<0.0002					<0.0002
8/21/2024	<0.0002	<0.0002	<0.0002				
8/22/2024				<0.0002	<0.0002	<0.0002	<0.0002
2/26/2025			<0.0002		<0.0002	<0.0002	<0.0002
2/27/2025	<0.0002	<0.0002		<0.0002			
8/13/2025						<0.0002	<0.0002
8/14/2025	<0.0002	<0.0002	<0.0002	<0.0002	<0.0002		
2/18/2026	0.00011 (J)	<0.0002	<0.0002	<0.0002			<0.0002
2/19/2026					<0.0002	<0.0002	
Mean	0.0001831	0.0001876	0.0001808	0.0001817	0.0001881	0.0001884	0.0001812
Std. Dev.	4.57E-05	4.113E-05	5.067E-05	4.792E-05	3.973E-05	3.871E-05	5.015E-05

ND substitution: RL or RL/2 if <15% NDs.

Confidence Interval

Constituent: Mercury (mg/L) Analysis Run 5/13/2026 1:37 PM View: Confidence Intervals

Plant Yates Client: Southern Company Data: Yates AP-2

	YGWC-26I	YGWC-26S	YGWC-27I	YGWC-27S	YGWC-28I	YGWC-28S	YGWC-29IB
Upper Lim.	0.0002	0.0002	0.0002	0.0002	0.0002	0.0002	0.0002
Lower Lim.	0.00011	6.6E-05	6E-05	0.00019	7.8E-05	8.1E-05	8.1E-05

Confidence Interval

Constituent: Molybdenum (mg/L) Analysis Run 5/13/2026 1:37 PM View: Confidence Intervals

Plant Yates Client: Southern Company Data: Yates AP-2

	YGWC-27I	YGWC-28I	YGWC-28S	YGWC-29IB
6/8/2016	0.0011 (J)			
6/9/2016		0.0011 (J)	<0.01	<0.01
8/1/2016	0.0018 (J)			
8/2/2016		0.0014 (J)	0.0006 (J)	<0.01
9/20/2016	<0.01			
9/21/2016		<0.01	<0.01	<0.01
11/7/2016	<0.01		<0.01	<0.01
11/8/2016		<0.01		
1/18/2017	<0.01	<0.01	<0.01	
1/19/2017				<0.01
2/21/2017			<0.01	
2/22/2017		<0.01		<0.01
2/23/2017	<0.01			
5/5/2017		0.0014 (J)	0.0007 (J)	
5/8/2017	0.0011 (J)			<0.01
6/30/2017	<0.01			
7/5/2017		0.0014 (J)		<0.01
7/7/2017			<0.01	
3/29/2018	<0.01			<0.01
3/30/2018		<0.01	<0.01	
6/11/2018				<0.01
6/12/2018		<0.01	<0.01	
6/13/2018	<0.01			
10/2/2018	<0.01			<0.01
10/3/2018		<0.01	<0.01	
2/27/2019	<0.01	<0.01	<0.01	<0.01
4/1/2019	<0.01	<0.01		<0.01
4/2/2019			<0.01	
9/25/2019				<0.01
9/26/2019	0.0013 (J)	0.0013 (J)	<0.01	
2/13/2020	0.0014 (J)	0.0013 (J)	<0.01	<0.01
3/19/2020		0.0014 (J)	<0.01	
3/20/2020	0.0014 (J)			<0.01
9/24/2020	0.0015 (J)	0.0012 (J)	0.00075 (J)	<0.01
2/10/2021	0.0016 (J)			
2/11/2021		0.0012 (J)		
2/12/2021			<0.01	0.00083 (J)
3/3/2021	0.0017 (J)	0.0011 (J)	0.00083 (J)	<0.01
8/20/2021	0.0042 (J)	0.001 (J)	<0.01	<0.01
2/8/2022		0.0011 (J)	0.00082 (J)	<0.01
2/10/2022	0.0018 (J)			
9/1/2022	0.0016 (J)	0.001 (J)	<0.01	<0.01
2/8/2023				0.00099 (J)
2/9/2023	0.0019 (J)	0.0014 (J)	0.00083 (J)	
8/2/2023				<0.01
8/16/2023		0.0016 (J)	0.00077 (J)	
8/17/2023	0.0016 (J)			
2/21/2024	0.0015 (J)	0.0013 (J)	0.00068 (J)	
2/22/2024				<0.01
8/21/2024	0.0016 (J)			
8/22/2024		0.0015 (J)	0.00063 (J)	<0.01
2/26/2025	<0.01	<0.01	<0.01	<0.01

ND substitution: RL or RL/2 if <15% NDs.

Confidence Interval

Constituent: Molybdenum (mg/L) Analysis Run 5/13/2026 1:37 PM View: Confidence Intervals

Plant Yates Client: Southern Company Data: Yates AP-2

	YGWC-27I	YGWC-28I	YGWC-28S	YGWC-29IB
8/13/2025			<0.01	<0.01
8/14/2025	<0.01	<0.01		
2/18/2026	<0.01			<0.01
2/19/2026		<0.01	<0.01	
Mean	0.005417	0.004886	0.007124	0.009373
Std. Dev.	0.004236	0.004374	0.004363	0.002344
Upper Lim.	0.01	0.01	0.01	0.01
Lower Lim.	0.0016	0.0013	0.00083	0.00099

ND substitution: RL or RL/2 if <15% NDs.

Confidence Interval

Constituent: Selenium (mg/L) Analysis Run 5/13/2026 1:37 PM View: Confidence Intervals

Plant Yates Client: Southern Company Data: Yates AP-2

	YGWC-26I	YGWC-26S	YGWC-28I	YGWC-28S
6/8/2016	0.0016	0.0003 (J)		
6/9/2016			<0.005	<0.005
8/1/2016	0.0023 (J)	0.0014 (J)		
8/2/2016			<0.005	<0.005
9/20/2016	0.0022 (J)	<0.005		
9/21/2016			<0.005	0.001 (J)
11/7/2016	0.0017 (J)	<0.005		<0.005
11/8/2016			<0.005	
1/18/2017	0.002 (J)	0.0012 (J)	<0.005	<0.005
2/21/2017	0.0018 (J)	0.0014 (J)		<0.005
2/22/2017			0.0012 (J)	
5/3/2017		<0.005		
5/5/2017			<0.005	<0.005
5/8/2017	<0.01			
7/5/2017			<0.005	
7/7/2017				<0.005
7/10/2017	0.002 (J)	<0.005		
3/30/2018	<0.01	<0.005	<0.005	<0.005
2/27/2019	0.002 (J)	<0.005	<0.005	<0.005
4/1/2019			<0.005	
4/2/2019	0.0017 (J)	<0.005		<0.005
9/25/2019	0.0019 (J)	<0.005		
9/26/2019			<0.005	<0.005
2/13/2020	0.0019 (J)	<0.005	<0.005	<0.005
3/19/2020		<0.005	<0.005	<0.005
3/20/2020	0.0019 (J)			
9/24/2020	0.0031 (J)	<0.005	<0.005	<0.005
2/10/2021	0.0026 (J)	<0.005		
2/11/2021			<0.005	
2/12/2021				<0.005
3/2/2021		<0.005		
3/3/2021	0.0034 (J)		<0.005	<0.005
8/19/2021		<0.005		
8/20/2021	0.0026 (J)		<0.005	<0.005
2/8/2022			<0.005	<0.005
2/10/2022	0.0042 (J)	<0.005		
8/31/2022	0.0036 (J)	<0.005		
9/1/2022			<0.005	<0.005
2/9/2023	0.0042 (J)	<0.005	<0.005	<0.005
8/16/2023			<0.005	<0.005
8/17/2023	0.0046 (J)	<0.005		
2/21/2024			<0.005	<0.005
2/22/2024	0.0041 (J)	<0.005		
8/21/2024	0.0047 (J)	<0.005		
8/22/2024			<0.005	<0.005
2/26/2025			<0.005	<0.005
2/27/2025	0.0047 (J)	<0.005		
8/13/2025				<0.005
8/14/2025	0.0049 (J)	<0.005	<0.005	
2/18/2026	0.0056	<0.005		
2/19/2026			<0.005	<0.005
Mean	0.003159	0.004419	0.004859	0.004852

ND substitution: RL or RL/2 if <15% NDs.

Confidence Interval

Constituent: Selenium (mg/L) Analysis Run 5/13/2026 1:37 PM View: Confidence Intervals

Plant Yates Client: Southern Company Data: Yates AP-2

	YGWC-26I	YGWC-26S	YGWC-28I	YGWC-28S
Std. Dev.	0.001323	0.001432	0.0007313	0.0007698
Upper Lim.	0.0046	0.005	0.005	0.005
Lower Lim.	0.0019	0.0014	0.0012	0.001

Confidence Interval

Constituent: Thallium (mg/L) Analysis Run 5/13/2026 1:37 PM View: Confidence Intervals

Plant Yates Client: Southern Company Data: Yates AP-2

	YGWC-26S	YGWC-27S	YGWC-29IB
6/8/2016	<0.0005	0.00012 (J)	
6/9/2016			<0.0005
8/1/2016	<0.0005	0.0001 (J)	
8/2/2016			<0.0005
9/20/2016	<0.0005	<0.0005	
9/21/2016			<0.0005
11/7/2016	<0.0005	<0.0005	<0.0005
1/18/2017	<0.0005		
1/19/2017		<0.0005	<0.0005
2/21/2017	<0.0005		
2/22/2017		<0.0005	<0.0005
5/3/2017	<0.0005		
5/8/2017		0.0001 (J)	<0.0005
6/30/2017		0.0001 (J)	
7/5/2017			<0.0005
7/10/2017	<0.0005		
3/29/2018		<0.0005	<0.0005
3/30/2018	<0.0005		
2/27/2019	<0.0005	<0.0005	<0.0005
2/13/2020	5.7E-05 (J)	0.0001 (J)	<0.0005
3/19/2020	5.5E-05 (J)		
3/20/2020		0.00011 (J)	<0.0005
9/24/2020	<0.0005	<0.0005	<0.0005
2/10/2021	<0.0005	<0.0005	
2/12/2021			<0.0005
2/8/2022		<0.0005	<0.0005
2/10/2022	<0.0005		
8/31/2022	<0.0005		
9/1/2022		<0.0005	<0.0005
2/8/2023			0.00021 (J)
2/9/2023	<0.0005	<0.0005	
8/2/2023			<0.0005
8/17/2023	<0.0005	<0.0005	
2/21/2024		<0.0005	
2/22/2024	<0.0005		<0.0005
8/21/2024	<0.0005		
8/22/2024		<0.0005	<0.0005
2/26/2025			<0.0005
2/27/2025	<0.0005	<0.0005	
8/13/2025			<0.0005
8/14/2025	<0.0005	<0.0005	
2/18/2026	<0.0005	<0.0005	<0.0005
Mean	0.0004614	0.000397	0.0004874
Std. Dev.	0.0001279	0.0001774	6.047E-05
Upper Lim.	0.0005	0.0005	0.0005
Lower Lim.	5.7E-05	0.00012	0.00021

ND substitution: RL or RL/2 if <15% NDs.

Arcadis U.S., Inc.
2839 Paces Ferry Road, Suite 1000
Atlanta
Georgia 30339
Phone: 770 431 8666
Fax: 770 435 2666
www.arcadis.com